

Enforcing Underage Drinking Laws (EUDL)

Identifying Fraudulent Identification (Fake IDs)

Bismarck, North Dakota
October 22, 2014

This project was supported by Grant No. 2009-AW-FX-4001 awarded by the Office of Juvenile Justice and Delinquency Prevention, Office of Justice Programs, U.S. Department of Justice. Points of view or opinions in this document are those of the author and do not necessarily represent the official position or policies of the U.S. Department of Justice.

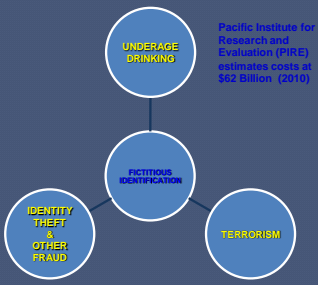
OVERVIEW

- ID use in your community and area college campus'
- Common methods of Illegal ID use
- Detection methods / procedures
- Common Security features of IDs
- Enforcement tools and activities
- Cooperation with Licensed Premises Sanctions

Illegal ID Use.....
How Big Of A Problem Is It?

It's not just underage drinking either!

In 2011 the Federal Trade Commission (FTC) estimated costs at \$1.52 Billion



Illegal ID Use.....
Types of Illegal IDs?

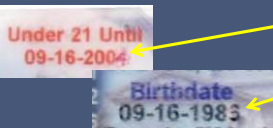


Borrowed

- Operation Card Hard study conducted in the 2004 – 2005 school year reported 97.2% of IDs seized were borrowed.
- 13% of borrowed IDs were borrowed from a sibling
- In college communities it is estimated that borrowed IDs account for over 80% of illegal use.



Illegal ID Use.....
Types of Illegal IDs?

Altered IDs





Home Manufactured



ID Use.....

Types of Illegal IDs?



The Fakes

- Internet Purchased
 - Google Query
 - 18,400,000 hits
 - Estimated 30,000 sites that IDs, guides, components can be purchased.
- Novelty IDs
 - Sold legally in some states
 - Come with removable disclaimers

Detection

methods / procedures


- First and foremost
 - Know when to card!!!!
- Just what does a 21 year old look like?
 - Look at the next two slides....how many on each slide are 21 or over?




The basics of carding



- Be familiar with the common types of IDs being used
- Get the ID in your hand and maintain control of it.



The basics of carding

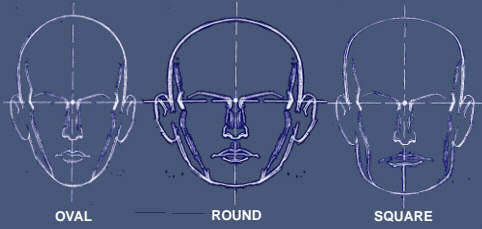


- Look at the person first before looking at the ID.
 - Look at the permanent facial features, not things easily changed, then compare to the photo.



The basics of carding

Most faces fall into these (3) primary shapes:



13

The basics of carding

CHECKING THE T-ZONE




Scrutinize:

- Eye shape
- Scars
- Hairline (widow's peak)
- Birthmarks
- Earlobe attachment
- Jaw line
- Nose, lips & mouth

How about a quick test!

14

The basics of carding



Patron

ID Shown



15

The basics of carding



Patron

ID Shown



16

The basics of carding




Patron

ID Shown



17

The basics of carding



Patron

ID Shown



18

Example




Document Picture



Document Presenter

Example




Document Presenter



Document Picture

Example




Document Presenter



Document Picture

Same Individual!

The basics of carding



Conduct the four parts of the feel test....



Feel test #1

- Check the rigidity of the ID



Feel test #2

- Check the edge of the ID
 - Rounded or squared?



Feel Test #3

- Lightly feel the front and back for irregularities – pay special attention to the photo and birth date areas



25

Feel Test #4

- Try to split the corner by pulling back sharply or using a fingernail to split it



26

The basics of carding

- Check the basic information
 - Birth Date
 - Height / Weight
 - Is it valid?
 - Expired IDs are commonly presented for the purchase of alcohol.
 - If it's not good for law enforcement, it's not good for the purchase of alcohol
- Examine the ID overall



27

The basics of carding

If out of state or not familiar with ID type refer to ID checking guides



28

The basics of carding

- Examine the ID for indicators that it is not a real ID (don't forget the back).



CARD CREDIBILITY STATUS DEFINED:
THIS IS NOT A FEDERAL IDENTIFICATION CARD. THIS CARD MAY BE LAWFULLY USED AND ACCEPTED FOR IDENTIFICATION ACCORDING TO FEDERAL STATUTE, IF ACCEPTED AS SUCH BY THE FEDERAL GOVERNMENT. WHERE THE REASON TO ACCEPTED BEING THE BEST AVAILABLE INFORMATION.

THE CONTENTS OF THIS CARD IN MANY CASES INCLUDE THE INFORMATION ABOUT THE CARD HOLDER'S EXPIRE DATE AND LAST BIRTH DATE TO HELP TO PROVE THE PERSON'S IDENTITY WITHOUT CONSIDERATION OF PERSON'S BIRTH CERTIFICATE OR NATIONAL PASSPORT.

THIS CARD DOES NOT REPRESENT ANY GOVERNMENT IDENTIFICATION DOCUMENT OF ISSUANCE.

CLASS A: CLASS DATA IS SUPPORTED BY MY STATE DRIVER'S LICENSE
CLASS B: CLASS DATA IS SUPPORTED BY MY BIRTH CERTIFICATE OR SSA CARD
CLASS C: CLASS DATA IS SUPPORTED ONLY BY MY BIRTH CERTIFICATE OR SSA CARD
CLASS D: CLASS DATA IS SUPPORTED ONLY BY MY BIRTH CERTIFICATE OR SSA CARD



29

The basics of carding

Read the fine print

I hereby make an anatomical gift effective on my death
Date: _____ Organ(s) Donated: _____
Signature of Donor: _____
Witness: _____

Witness:
A - Combination of vehicles, GCWR of 26,001 or more lbs provided the GVWR of any vehicle does not exceed 10,000 lbs. Includes Class O.
B - NOT A REAL ID, GVWR of 26,001 or more lbs, or any such vehicle towing a vehicle less than 10,001 lbs. Includes Class O.
CLASS C - Single vehicle less than 26,001 lbs GVWR, or any such vehicle towing a vehicle less than 10,001 lbs GVWR, comprising of vehicles required to be placarded for hazardous materials and any vehicle required for 16 or more passengers including the driver. Includes Class O.
G - Can Not Be Used to Purchase Alcohol
Class M: Motorcycle Only

RESTRICTIONS:
N - Tank Vehicles
K - Passenger Bus
M - Motorcycle
CDL M - Excess Class A Bus
I - Inmate Only
L - Veh W/OUT AIR Brakes
N - NOT A REAL ID
X - Except Tractor

OTHER:
B - Corrective Lenses
C - Daylight Only
E - Automatic Trans.
F - Outside Mirrors
G - Daylight Only
Q - No Intra-state Driv
J - Automatic Signals
V - Restricted Area
W - No One Way Streets
X - Maximum Speed Rest
Y - 2 Lanes 2 Way Only
Z - Special

30

Common Markings - Novelty IDs



31

Steps for Checking IDs

Still not sure – Ask Questions!!!

- **Signs of Deception**
 - Avoiding Eye contact
 - Attempts to intimidate
 - Unusual hesitation
 - Nervous behavior
 - Eyes tracking up (using the recall portion of the brain)
- The key to questioning is your displayed confidence!!!



32

The basics of carding



- Watch the body language for signs of deception or unusual nervousness.




33

The basics of carding

Question as needed

- What to ask...
 - ID Specific
 - Address / ask out of order
 - Spelling of the name
 - Where was the license issued?




34

The basics of carding

Question as needed

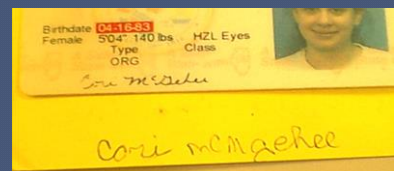
- Trick questions –
 - What year did you graduate high school?
 - What does the middle initial stand for? Provide the wrong initial!!!
 - If arriving with friends, ask the friend about the users first or last name.



35

The basics of carding

One More Trick....
Signature Verification



36

Catching the Fakes – Common Security Features

DL Number Coding

- What else is wrong with this ID?
- How do you spell?
 - Restrictions
 - Secretary



37

Catching the Fakes – Common Security Features

- DL Number Coding
- Reflective Materials



38

Catching the Fakes – Common Security Features


- DL Number Coding
- Reflective Materials
- UV Materials



39

Catching the Fakes – Common Security Features

- DL Number Coding
- Reflective Materials
- UV Materials
- Micro-print



40

Catching the Fakes – Common Security Features

- DL Number Coding
- Reflective Materials
- UV Materials
- Micro-print
- Scanner Resistant Images (Ghost)



41

Catching the Fakes – Common Security Features

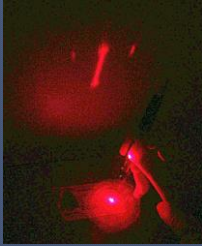
- DL Number Coding
- Reflective Materials
- UV Materials
- Micro-print
- Scanner Resistant Images (Ghost)
- Bar Codes and Magnetic Strips



42

Common Security Features Newer Features

Laser Feature



Embedded Microchips



Kinegrams

43


Common Security Features Newer Features



44

Tools of the Trade for Law Enforcement and the Industry

- ID Checking Guides



45

Tools of the Trade for Law Enforcement and the Industry

- ID Checking Guides
- Black Lights



46

Tools of the Trade for Law Enforcement and the Industry

- ID Checking Guides
- Black Lights
- Video recording equipment



47

Tools of the Trade for Law Enforcement and the Industry

- ID Checking Guides
- Black Lights
- Video recording equipment
- ID Scanning Equipment



48

Tools of the Trade for Law Enforcement and the Industry




- ID Checking Guides
- Black Lights
- Video recording equipment
- ID Scanning Equipment
- Magnifying Glass

49

A few other documents to be aware of


- International Student ID Cards
 - Issued by student travel companies with often with no verification of age prior to issuance



50

A few other documents to be aware of

- International Student ID Cards
- International Driving Permit




Real


51

International Driving Permit (IDP)

- Passport
- Must be at least 18
- Valid for one year
- Must have valid driver's license too!




Inside and Last page



A few other documents to be aware of

- International Student ID Cards
- International Driving Permit
- Military IDs



Active Duty



Reserve



Dependant

54



MILITARY IDENTIFICATION

Common Access Card (CAC)



Standard identification for active duty uniformed service personnel, Selected Reserve, DoD civilian employees, and eligible contractor personnel.



Color Coding



Blue Bar: Non-U.S. Citizen



Green Bar: Contractors



White: All Remaining Personnel

Uniformed Services ID Cards



If you are a military retiree or military family member, you must have a Uniformed Services ID Card to access military service benefits or privileges



DD Form 2 (Reserve)

- Armed Forces of the United States Geneva Conventions Identification Card
- Members of the Individual Ready Reserves and Inactive National Guard



DD Form 2 (Retired)

- Retired members entitled to retired pay
- Members on the Temporary Disability Retired List (TDRL)
- Members on the Permanent Disability Retired List (PDRL)



DD Form 2 (Reserve Retired)

- Retired members of the Reserves and National Guard under the age of 60



DD Form 1173

(US Uniformed Services Identification and Privilege Card)

- Dependents of: active-duty service members of the regular components; Reserve component service members on active duty for more than 30 days; retirees; Medal of Honor recipients; former members in receipt of retired pay; Transitional Health Care Members (TAMP); 100% Disabled Veterans (DAV); and Ship's Officers and Crewmembers of NOAA Vessels
- Surviving dependents of: active-duty and retired military members; Medal of Honor recipients; and 100% Disabled Veterans (DAV)
- Accompanying family members of authorized civilian personnel overseas or in CONUS, HI, or AK when required to reside on a military installation
- Eligible dependents of foreign military
- Other benefits-eligible categories as described in DoD policy



DD Form 1173 -1

(US Uniformed Services Identification and Privilege Card-Guard and Reserve Family)

- Dependents of: Reserve members not on Active Duty or in receipt of retired pay; former members not in receipt of retired pay; Reserve service members who die after receipt of NOE
- Other benefits-eligible categories as described in DoD policy



DD Form 2765

(Department of Defense/Uniformed Services Identification and Privilege Card)

- Medal of Honor recipients
- 100% disabled veterans
- Former members in receipt of retired pay
- Transitional Health Care Member (TAMP)
- Area Executives, Center Directors, and Assistant Directors of the USO when Serving OCONUS
- United Seaman's Service (USS) Personnel OCONUS
- Officers and Crews of MSC Vessels deployed to foreign countries
- Select Employer Support of the Guard and Reserve (ESGR) personnel
- Other benefits-eligible categories as described in DoD policy



DoD Civilian Retiree Card

- Appropriated and non-appropriated fund civilians that have retired from any DoD service component or agency



Resource for Validation

U.S. Army Criminal Investigation
Laboratory
4930 North 31st Street
Forest Park, Ga. 30297-5205

Commercial Phone: 404-469-7108
DSN: 797-7108

<http://www.cid.army.mil/USACIL.htm>

A few other documents to be aware of

- International Student ID Cards
- International Driving Permit
- Military IDs
- Resident Alien Card




Current Issue



Older Style which was often fake

North Dakota



Neighboring States



Neighboring States



Neighboring States



**Catching the Fakes –
Now you've got one....what's next?**

For the industry

- Maintain control of the ID.
- Out of sight...Out of mind
- Offer to contact the police
....watch them run!



Catching the Fakes – Now you've got one....what's next?

For Everyone

- Document the recovery of the ID.
- Turn the documents over to the proper authority.
- Authority to seize....Do you have it?
 - Is this a seizure or is it abandon property?

Barnname Brothers
 Doorman Eyan W.
 Date 10-4-07
 Time 10:00pm
 Reason not kids

73

Putting a **STOP** to Fake IDs!

- Law Enforcement and Licensed Establishments must work together!!!
- Establish Rules for Checking IDs
 - No ID.....No Sale / No entry
 - Set minimum carding
 - Standards for acceptable forms of IDs
 - State Issued Driver's License or ID card
 - Military ID (Active Duty or Retired only)
 - Passports (If a US passport, ask questions)
 - Request additional IDs as needed to verify

74

Putting a **STOP** to Fake IDs!

- Significant Penalties for Illegal ID Use
 - Criminal sanctions (misdemeanor and felony)
 - Fines
 - Community Service
 - Loss of driving privileges (administrative or court ordered)
- Industry Accountability
 - Licensee sanctions for allowing entry with obvious illegal IDs
 - Employee accountability – criminal or civil sanctions

75

The Role of

POLICE

- Incorporate ID checking into all enforcement efforts.
- When checking an ID act like a doorman.
- Follow up with offenders as to the source of the ID.
- Work with and provide training to licensed establishments
- Use the media to get the message out.



76

Underage Drinking
 Enforcement Training Center

RESOURCES



Pacific Institute
FOR RESEARCH AND EVALUATION

Underage Drinking
 Enforcement Training Center

Services Provided by the UDETC

- Technical Assistance
- On-site Training
- Distance Learning Courses
- Electronic Webinars
- Publication of Documents
- Resource Alerts
- Judicial Newsletters
- Toll-free Technical Assistance Hotline
1-877-335-1287
- Internet Website (www.udetc.org)
- Success Stories
- Podcasts
- Toolkits
- Research Information

Pacific Institute
FOR RESEARCH AND EVALUATION

Underage Drinking Enforcement Training Center


See our enforcement documents for more information.



Visit our website to download no-cost publications at www.udetc.org

Pacific Institute
FOR RESEARCH AND EVALUATION

See our document, "Law Enforcement Guide to False Identification" for more information.



Visit our website to download free of charge at www.udetc.org

Enforcement Guides

80



The screenshot shows the website's navigation menu with categories like Home, Community Based Programs, Law Enforcement, Leadership Institute, Youth Initiative, Judicial Project, and Distance Learning. A search bar is visible at the top left. The main content area features a 'Community Based Programs' section with a photo of people's hands joined together, and a 'MONTHLY RESOURCE ALERT: OCTOBER 2013' section with several news items.

Underage Drinking Enforcement Training Center

Underage Drinking Enforcement Training Center Contact Information (UDETC)

1-877-335-1287 toll free

www.udetc.org website

udetc@pire.org email address

Pacific Institute
FOR RESEARCH AND EVALUATION

Underage Drinking Enforcement Training Center

UDETC CONTACT:

UDETC Staff info assigned to New York

R. J. Elrick
Sr. Program Manager
Email: relrick@pire.org
Phone: 301-755-2771
www.udetc.org
Toll Free: 1-877-335-1287
www.pire.org

Pacific Institute
FOR RESEARCH AND EVALUATION