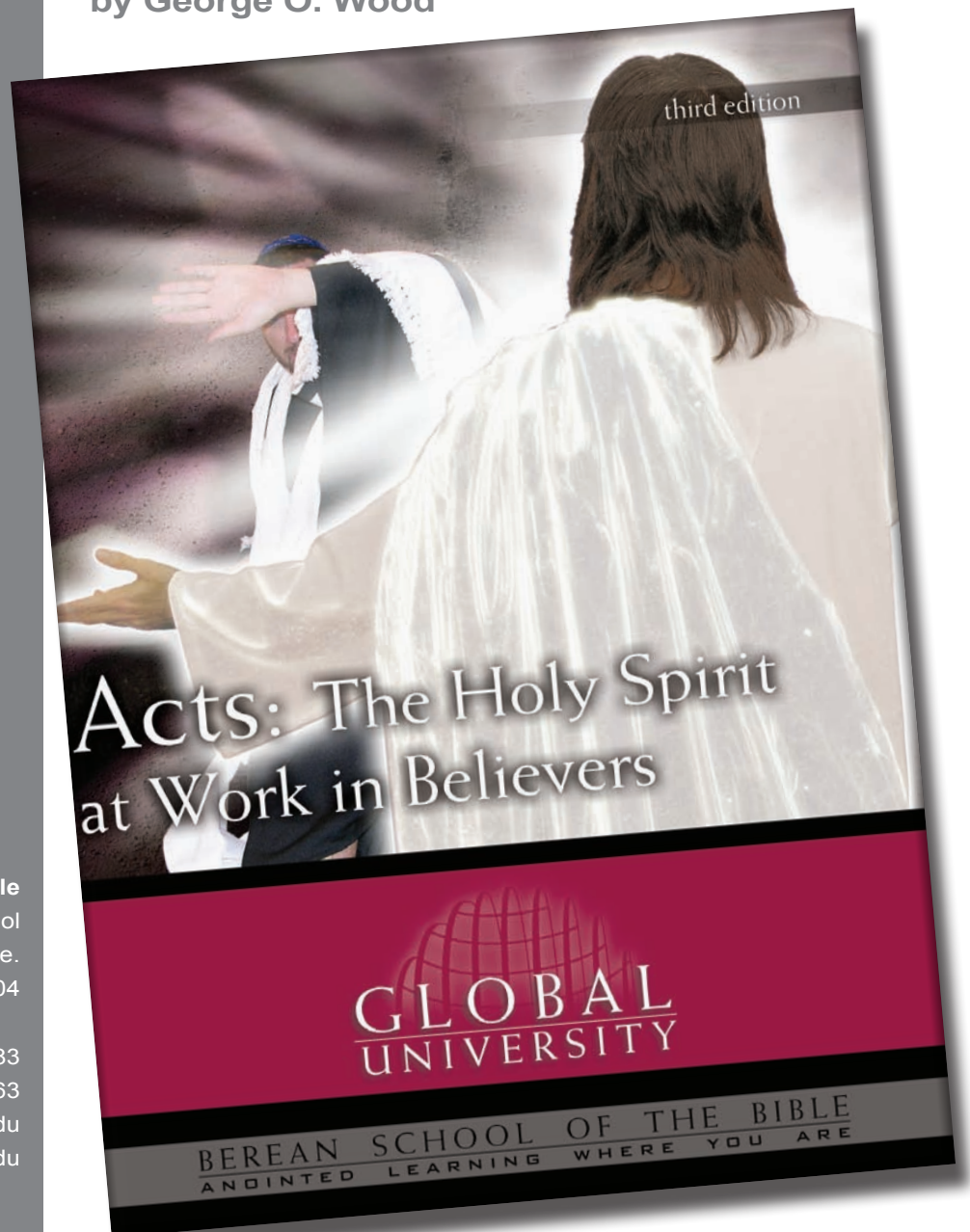


# IFM

INSTRUCTIONAL  
FACILITATOR'S  
MANUAL

## Acts: The Holy Spirit at Work in Believers

Based on the Independent-Study Textbook  
by George O. Wood



Berean School of the Bible  
a Global University School  
1211 S. Glenstone Ave.  
Springfield, MO, USA 65804

Phone 800.443.1083

Fax 417.862.0863

[berean@globaluniversity.edu](mailto:berean@globaluniversity.edu)

[www.globaluniversity.edu](http://www.globaluniversity.edu)

## George Wood

Dr. George O. Wood currently serves as the General Superintendent of the General Council of the Assemblies of God. The son of missionary parents, he pastored Newport-Mesa Christian Center in Costa Mesa, California, from 1971 until 1993. In addition to his pastoral responsibilities there, he conducted two daily radio and television programs and served as part-time professor at Vanguard University and as Adjunct Professor of Preaching at Fuller Theological Seminary. During this time he served as the assistant superintendent of the Southern California District of the Assemblies of God from 1988 until 1993. Prior to being elected as the chief executive officer of the Assemblies of God, Dr. Wood served the Fellowship as its general secretary for fourteen years. He has authored five books and numerous articles in Christian periodicals.

After receiving his bachelor of arts degree from Evangel University in Springfield, Missouri, he earned a juris doctorate from Western State University College of Law in Fullerton, California. He also holds the Doctor of Pastoral Theology degree from Fuller Theological Seminary in Pasadena, California. Dr. Wood is an attorney and a member of the California State Bar.

## IFM Design and Development

This IFM was designed and written by Between the Lines Creative Services in Springfield, Missouri. Editing, development, and production services were provided by Global University staff and faculty.



Global University  
Springfield, Missouri, USA

© 2010 Global University  
All rights reserved.

Unless otherwise indicated, Scripture is taken from the Holy Bible, NEW INTERNATIONAL VERSION®. Copyright © 1973, 1978, 1984 International Bible Society. All rights reserved throughout the world. Used by permission of International Bible Society.

TO BE USED WITH:

*Acts: The Holy Spirit at Work in Believers* Independent Study Textbook

PN 01.10

ISBN 978-0-7617-1567-2

Printed in the United States of America

# CONTENTS

## Contents

|  |  |
|--|--|
| INSTRUCTIONS TO THE FACILITATOR .....    | vi   |
| PREPARING STUDENTS FOR FINAL EXAMS ..... | x  |
| <b>Session 1</b>                         | <b>Understanding Acts..... 13</b>                  |
| 1.1                                      | Approaching Acts..... 13                           |
| 1.2                                      | Appreciating Acts..... 15                          |
| 1.3                                      | Analyzing Acts..... 16                             |
| <b>Session 2</b>                         | <b>From the Resurrection to Pentecost ..... 19</b> |
| 2.1                                      | The Gift Our Father Promised ..... 19              |
| 2.2                                      | The Work of the Church..... 21                     |
| 2.3                                      | Steps to the Baptism in the Holy Spirit..... 23    |
| <b>Session 3</b>                         | <b>The Holy Spirit Is Poured Out..... 26</b>       |
| 3.1                                      | Pentecost Fulfilled..... 26                        |
| 3.2                                      | Signs of Spirit Baptism ..... 28                   |
| 3.3                                      | Purposes of Speaking in Tongues ..... 29           |
| <b>Session 4</b>                         | <b>The Birth of the Church ..... 32</b>            |
| 4.1                                      | Responses to Pentecost ..... 32                    |
| 4.2                                      | The Pattern of Peter’s Preaching..... 34           |
| 4.3                                      | The Biblical Pattern of a Dynamic Church..... 35   |
| <b>Session 5</b>                         | <b>Peter and John Heal a Lame Man ..... 38</b>     |
| 5.1                                      | Embracing the Needs around Us..... 38              |
| 5.2                                      | Explaining the Gospel..... 40                      |
| 5.3                                      | Enduring Hardship and Testing..... 41              |

|                   |   |           |
|-------------------|---|-----------|
| <b>Session 6</b>  | <b>The Growth of the Church.....</b>                                  | <b>44</b> |
| 6.1               | The Purifying of the Church .....                                     | 44        |
| 6.2               | The Powerful Church.....  | 46        |
| 6.3               | The Persistent Church .....   | 47        |
| <b>Session 7</b>  | <b>Stephen: What Good Can Come of Trouble? .....</b>                  | <b>49</b> |
| 7.1               | Conflict in the Church.....   | 50        |
| 7.2               | Stephen’s Arrest and Trial.....                                       | 51        |
| 7.3               | The First Martyr.....   | 54        |
| <b>Session 8</b>  | <b>Scattered Seed: The Church Expands .....</b>                       | <b>57</b> |
| 8.1               | Mass Evangelism .....   | 58        |
| 8.2               | Personal Evangelism.....  | 60        |
| 8.3               | Seed for Future Harvests.....   | 62        |
| <b>Session 9</b>  | <b>The Acts of the Apostles.....</b>                                  | <b>65</b> |
| 9.1               | Peter’s Expanding Ministry .....                                      | 65        |
| 9.2               | Antioch: The Changing Shape of the Church .....                       | 68        |
| 9.3               | Jerusalem: The Difficult Will of God.....                             | 69        |
| <b>Session 10</b> | <b>The First Missionary Journey.....</b>                              | <b>73</b> |
| 10.1              | To Galatia: On the Cutting Edge of Spiritual Growth .....             | 74        |
| 10.2              | The Galatian Ministry: How to Minister Successfully .....             | 75        |
| 10.3              | The Jerusalem Council: A Biblical Pattern of Conflict Resolution..... | 76        |
| <b>Session 11</b> | <b>The Second Missionary Journey .....</b>                            | <b>80</b> |
| 11.1              | The Second Missionary Journey Begins.....                             | 80        |
| 11.2              | A Tale of Three Cities .....  | 83        |
| 11.3              | Corinth: The Final Leg of the Journey.....                            | 85        |
| <b>Session 12</b> | <b>Paul’s Third Missionary Journey .....</b>                          | <b>88</b> |
| 12.1              | Ephesus: Battle for a City .....                                      | 88        |
| 12.2              | From Ephesus to Jerusalem: The Rest of the Journey .....              | 92        |
| <b>Session 13</b> | <b>Paul’s Journey to Rome .....</b>                                   | <b>94</b> |
| 13.1              | Paul’s Imprisonment in Jerusalem .....                                | 94        |
| 13.2              | Paul’s Imprisonment in Caesarea.....                                  | 96        |
| 13.3              | Paul’s Imprisonment in Rome.....                                      | 97        |

**Visual and worksheet masters for all sessions are located at the back of this manual for your convenience.**

## PREFACE

This Instructional Facilitator's Manual (IFM) was developed to review and reinforce the essential elements of the course *Acts: The Holy Spirit at Work in Believers*. The class deliveries outlined in the manual review the course through lecture, small group interaction, discussion, and role-play. These elements of communication are otherwise absent in individual distance learning.

The purpose of reviewing the course content in a class session is to reinforce, rehearse, amplify, and promote application of the material taught in the course. The instructional material provided in this manual is to be considered supplemental to the corresponding course material and should in no way replace the content of the course. Students must be encouraged to study and review their own course materials thoroughly and not rely on class sessions as their sole means of instruction.

All components necessary for facilitating a classroom review of the course content are included in this manual. Downloadable and interactive electronic files of the material are also provided on the enclosed CD.

Ask God to help in the preparation and presentation of the course. The *Acts: The Holy Spirit at Work in Believers* course and this IFM have been designed to enable students to further God's kingdom. "The LORD gives wisdom, and from his mouth come knowledge and understanding" (Proverbs 2:6).

Any questions or comments concerning this manual should be addressed to:

Berean School of the Bible  
A Global University School  
1211 South Glenstone Avenue  
Springfield, Missouri 65804-0315

Phone: (800) 443-1083  
Fax: (417) 862-0863

E-mail: [berean@globaluniversity.edu](mailto:berean@globaluniversity.edu)  
Web: [www.globaluniversity.edu](http://www.globaluniversity.edu)

# INSTRUCTIONS TO THE FACILITATOR

The purpose of this Instructional Facilitator’s Manual is not to tell you how to conduct your class sessions. Rather, it is a manual with suggestions on how you can most clearly and logically present the material. The purpose of having a classroom experience around the course content is to ensure that the students enrolled in the course comprehend the material and can successfully complete the course and related exams. Each session of this course will offer a variety of classroom activities and resources.

## What This Manual Includes

Included in this facilitator’s manual is a complete set of lesson plans and instructional aids for your class presentations. The manual content is divided into sessions that correspond directly to the chapters in the course’s Independent-Study Textbook (IST). Feel free to modify the presentation to match your personal style, class time available, and the unique needs of the students.

### *Session Contents*

The content for each session includes:

- A quick reference to the IST lesson titles and objectives.
- Topical elements essential for minimal content mastery, indicated by  (a checked box).
- Additional topical elements for extended classroom sessions, indicated by  (an empty box).
- Logos Digital Library Research references. These are hyperlinked in the PDF file to study materials in the Logos Digital Library System (DLS) for use by those who have this biblical research software.

### *Compact Disc*

The CD provided with this manual contains an interactive PDF version of the IFM manual, digital files of worksheets, and the PowerPoint presentations.

### *Visuals*

The lesson plans in this manual prompt the facilitator to display visuals indicated by a number and title. These visuals can be displayed as both overhead transparencies and PowerPoint slides. Paper masters for preparing overhead transparencies are provided in this manual in the section labeled “Visuals.” Overhead transparencies can also be created by printing directly from PDF files on the CD. PowerPoint slides are provided on the CD.

### *Worksheets*

The lesson plans in this manual prompt the facilitator to distribute worksheets and other printed material. These worksheet handouts are

identified by number and title. Paper masters for photocopying are provided in this manual in the section labeled “Worksheets.” These worksheets can also be produced by printing from the PDF files provided on the CD.

## How to Use This Manual

You are not expected to use all the material or suggestions provided for each session. Instead, this manual is intended to provide all the material necessary for you to build your own presentation for the class time you have available. The manual allows you to select which session components you will include in your teaching sessions.

Each chapter in the IST is represented by a session in this IFM. This allows you to allocate an entire class to one session or combine several sessions together into a single class presentation. You may also choose to extend a single session over more than one class presentation. For example, some study groups will review an entire course in a few hours using a seminar approach. Other groups will extend the course study over several weeks or months of classes. This manual is intended to accommodate any class structure or format.

Essential elements that will help students master the core content of the course and adequately prepare for a final exam are indicated by checked boxes in the left margin. These checked items indicate the minimal material that should be covered to adequately prepare students for a final exam. **(Facilitators should read and understand the section below, titled “Preparing Students for Final Exams.”)** Unchecked boxes appear next to all other elements, allowing facilitators to mark those additional elements they intend to include in their class presentation.

## Building Your Presentation

Study the IST content until you are confident you have mastered the material. Make sure you are thoroughly versed in all related Bible texts.

1. In addition to the filled checkboxes, select other IFM components you intend to present based on the available class time and the goals of your class study.
  - a. Select additional session components you wish to include by marking the blank checkboxes on the printed pages of the IFM, or
  - b. Click the empty checkboxes in the interactive PDF file on the CD. After you have built a presentation using the PDF document, save the file to your personal computer. You may open and modify this PDF file as often as you like or create different presentations and save them under different file names.
2. Enter lecture and discussion notes in the margins of each page in the PDF document. You may also write in the margins of the printed IFM pages.
3. Locate and prepare visuals and worksheets corresponding to the checked boxes.

- a. Prepare visuals by selecting PowerPoint slides from the CD (you will probably want to save the PowerPoint files to your computer). Assemble these slides into a slide show that corresponds to your custom presentation. Use the Custom Show menu in PowerPoint to select slides for your classroom session. This will allow you to display the slides consecutively as you work through your material. Note: The PowerPoint slides for all pre-checked visuals have been assembled for you in a quick-review slide show. To use this slide show, click on the “Quick-review Slide Show” in the left corner of the title slide.
  - b. If you are using overhead transparencies, create these prior to class time, and have them available in order, according to your presentation.
  - c. Print or photocopy enough worksheets or handouts to accommodate your number of students.
  - d. Practice with your PowerPoint slideshow to confirm that selected slides are available and in the appropriate order relative to your presentation.
4. If you own a Logos Bible Software digital library, study the resource material listed at the end of each session. This research will equip you with complementary knowledge to significantly enhance your students’ learning experience.
  5. Keep reviewing the IFM material you have selected until you are confident enough to deliver a clear presentation and adequately prepared to address students’ questions.

**Logos Links** If you have the Logos DLS software, you may want to add background materials or items of interest to your class time from the rich store of materials in the Logos library. Clicking on the links in the Logos Digital Library Research box at the end of each session in the PDF file will take you to specific materials in the Logos Leaders Library that address topics of interest from that session.

Berean School of the Bible courses are also available from Logos Bible Software for use within a Logos DLS. The various libraries are available for purchase at a discounted price from Global University. For more information about Logos Bible Software library systems and Berean courseware, go to [www.globaluniversity.edu](http://www.globaluniversity.edu).

**Teaching Methods** You are not expected to use all the material or suggestions provided for each session. Instead, this manual is intended to provide all the material necessary for you to build your own presentation for the class time you have available. The manual allows you to select the session components you will include in your teaching sessions.

**Lecture** A lecture is a discourse before an audience for the purpose of instruction. While lecture is popular for its ease of use, in comparison with other methodologies, it is less effective in aiding understanding and retention



---

of material. For this reason, facilitators should make only limited use of this teaching method.

***Question and Answer***

Questions are used to communicate (rhetorical learning) and test knowledge (factual learning) as well as to guide and facilitate discussion (thinking ability).

***Discussion***

We encourage you to make use of a variety of techniques to promote relevant, fruitful, and guided discussion. Kenneth Eble summarizes discussion as “a context where the students can voice their specific questions, confusions, and doubts and where they can put ideas together, frame hypotheses, and be assisted in their ability to learn on their own” (Eble, Kenneth. 1988. *The Craft of Teaching*. San Francisco: Jossey-Bass, 85).

***Role-Playing***

Role-playing allows learners to actively engage in the material being studied. Physical involvement through dramatization reinforces subject material because it provides visualization and application (Eble, 36).

***Facilitator's Personal Sharing***

The facilitator's personal experiences can be a significant benefit to students. However, accounts of personal ministry experience should be carefully chosen for relevance to the topic and the students. These personal accounts should be limited so as not to dominate the discussion.

## PREPARING STUDENTS FOR FINAL EXAMS

Berean School of the Bible courses are designed to be used by individuals who are studying on their own; however, learning is enhanced when students study in groups with a facilitator. The study center and District School of Ministry options provide relational networking, motivation, accountability, and enrichment for busy adults who sometimes need encouragement and accountability.

A quality experience for students in such a group learning environment largely depends on committed and motivated facilitators. Such committed facilitators will naturally be concerned about how their students perform on the final exams. Since final exams are designed to measure students' success in mastering the course content, it is understandable that facilitators will focus on preparing students to do well on these exams.

It is extremely important that facilitators, as well as group administrators, understand the meaning of a final exam and the significance of a final course grade. How course material is reviewed in preparation for a final exam will determine what a final grade actually means and its significance in measuring student mastery.

Berean School of the Bible final exams are designed to measure students' mastery of the full breadth of each course's content. This means that the exam score represents approximately how much of the course content a student learned. For example, a final exam score of 43 correct answers out of a possible 50 questions indicates that the student mastered approximately 86 percent of the course content. The final exam grade will only have this accuracy if, prior to taking the exam, no one identifies for the student specific questions or information that will appear in the exam.

The meaning of a final grade is altered if a student has previous knowledge about exam questions. If a student is informed about what an exam's questions will cover prior to taking the test, the student's score will not reflect mastery of the course's breadth. Instead, it will only reflect mastery of the questions contained in the exam. For example, a facilitator reviews the course content but also indicates each piece of information that will be included on the final exam. The final exam grade for students exposed to such a review cannot be said to measure mastery of the entire course content. Instead, the exam score only indicates mastery of the specific information related to test questions.

---

It is critical to an educational program administered nationwide that final course grades reflect a standard meaning. The integrity of the Berean School of the Bible transcript grades can be compromised if some students are being tested over the entire course content and others tested only over limited and pre-identified lists of information. The result would be that Berean grades would not retain a standard, accurate meaning regarding student achievement.

Therefore, it is crucial that facilitators do not identify for students information that will be included on their final exams. This does not mean that facilitators should avoid reviewing tested material or preparing students to do well on the final exam. These IFMs are designed to fully prepare students for the exams. Facilitators who include all of the prechecked components in their sessions will have covered all material that students will be tested on in the final exams. Students will be adequately prepared even though they have not been told which specific information will appear on the exam or the form in which questions will be presented.

Facilitators may inform students that all the material covered by exam questions will be addressed during the group sessions. However, facilitators should NOT identify specific information related to test questions, even by subtle gestures. This standard approach will be helpful, especially for groups reviewing an entire course's content in one extended session, such as a seminar format.

The Berean School of the Bible faculty and administration appreciate all efforts by study center and ministry school personnel to protect the integrity of the exam process. This mutual cooperation maintains the dependable standard represented by Berean academic transcripts and helps to ensure the quality education BSB students deserve.

# UNIT 1

## THE PRE-WITNESS DAYS OF THE CHURCH IN JERUSALEM

| SESSION | OUTLINE  | MATERIALS NEEDED   |
|---------|--|--|
| 1       | <b>Chapter 1 Understanding Acts</b><br>1.1 Approaching Acts<br>1.2 Appreciating Acts<br>1.3 Analyzing Acts   | Worksheet 1 Solving the Mystery of Who Wrote Acts<br>Visual 1 Solving the Mystery of When Acts Was Written<br>Visual 2 The Bridge<br>Visual 3 Four Themes of Acts<br>Worksheet 2 Help Wanted: Spirit-Empowered Ministry Opportunities<br>Visual 4 The Church's Mission<br>Visual 5 Three Common Ways to Outline Acts |
| 2       | <b>Chapter 2 From the Resurrection to Pentecost</b><br>2.1 The Gift Our Father Promised<br>2.2 The Work of the Church<br>2.3 Steps to the Baptism in the Holy Spirit | Visual 6 The Holy Spirit: The Gift Our Father Promised<br>Visual 7 Why You Should Obey the Lord's Command to Be Filled with the Holy Spirit<br>Visual 8 The Work of the Church<br>Worksheet 3 I am a Witness<br>Visual 9 Steps to the Baptism in the Holy Spirit   |

## SESSION

## 1

## CHAPTER 1

# Understanding Acts

## QUICK REFERENCE LESSON TITLES AND OBJECTIVES

### Lesson 1.1 Approaching Acts

Objective 1.1.1 Analyze the title, author, and date of Acts.

### Lesson 1.2 Appreciating Acts

Objective 1.2.1 Explain how Acts bridges the Gospels and Pauline Letters.

Objective 1.2.2 Identify how Acts traces the growth of the church.

Objective 1.2.3 Discuss how Acts serves as a guide for faith and apologetics.

Objective 1.2.4 Indicate how the Holy Spirit is key to witnessing.

### Lesson 1.3 Analyzing Acts

Objective 1.3.1 Explain two ways to outline Acts.

## Chapter Introduction

The book of Acts chronicles the birth and growth of the early church. The Holy Spirit powerfully changed individual lives and, through them, the world. Starting with just over one hundred believers in Jerusalem after Jesus' ascension, the church grew by thousands on the Day of Pentecost, increasing exponentially as the good news spread to Rome, the heart of the Roman Empire. Today's world is desperate for such change—and a demonstration of such power. By pursuing the Acts blueprint, today's believers can set out to win the world for God. This session overviews Acts: the example set for church growth, faith and apologetics, and the Holy Spirit's role in spreading the gospel. Every believer is called to ministry. Studying Acts will help us follow the apostles' example in turning our world upside down in the power of the Spirit.

## 1.1

### Approaching Acts




**Group Discussion:** Although believers began calling Luke's book the Acts of the Apostles around AD 150, some people have

argued that a more accurate title would be the Acts of the Holy Spirit. Which do you think is a better title? Explain your choice.

- *The best title for Acts may be the Acts of the Holy Spirit. Although Acts 1:13 lists all the apostles' names, most are never mentioned again. The Holy Spirit is emphasized more than any of the apostles. Luke refers to the Spirit more than fifty times in Acts.*

- Review with students.** If Luke were to write a book featuring you and/or your church, would the title *Acts of the Holy Spirit* be appropriate? Why or why not?

-  **Distribute Worksheet 1—Solving the Mystery of Who Wrote Acts.** You can choose to allow students time to complete the worksheet independently or complete it as a group.

### **DISPLAY VISUAL 1**

*Emphasize that the evidence within Acts narrows the time of its writing down to a small window of time in which we can be quite convinced the book was written.*

## Solving the Mystery of When Acts Was Written

**Historical fact:** Paul was first imprisoned in Rome (AD 60–63).

**Corollary fact:** Acts chronicles this imprisonment in Acts 28.

**Evidence suggests:** Acts was written after this imprisonment.

**Historical fact:** Jerusalem was destroyed by the future Roman Emperor, Titus, in AD 70.

**Corollary fact:** Acts makes no mention of this fact.


**Evidence suggests:** Acts was written before AD 70.

**Historical fact:** Rome burned in AD 64.

**Corollary fact:** Nero blamed Christians, igniting a wave of persecution.

**Evidence suggests:** Paul's good relationship with Roman authorities in the book of Acts suggests it was written before this event.

**Conclusion:** Most Bible teachers believe Luke wrote Acts around AD 63.

-  **Group Discussion:** Does it matter when Acts was written and by whom? Why or why not?

- *Answers may include the following: Gathering as much trustworthy information as we can about the author helps us to see that Acts is authentic and was written in close proximity to the events it covers; placing the growth of the church into proper historical context is helpful; when we find solid answers about things not clearly stated in Acts (time of writing, authorship), we gain assurance that we can discover the right answers for other questions we do not yet know.*

# 1.2

## Appreciating Acts



### DISPLAY VISUAL 2

*Discuss why knowing the stories of Paul's missionary journeys to places like Galatia, Corinth, Ephesus, Philippi, and Colosse would enhance our reading of Paul's letters that were addressed to those churches.*

### The Bridge

In the New Testament, Acts is a bridge between the Gospels and Paul's letters. At first the New Testament had only two parts: the four Gospels and the letters Paul wrote to various churches and believers. This left a gap in the written history of the church. *[See Visual 2 for illustration.]*



### DISPLAY VISUAL 3

*Review the four themes of Acts.*

### Four Themes of Acts

1. ***Bridging the gap between the Gospels and Paul's letters***
2. ***Tracing the growth of the church***
  - a. Growing numerically (from the number of believers who could fit in one room to many thousands of Christians)
  - b. Spreading geographically (from Jerusalem to Rome)
  - c. Expanding missionally (from reaching only Jews to reaching Samaritans, then Gentiles)
  - d. Growing theologically (from strict adherence to the law of Moses to salvation by grace through faith)
3. ***Guiding faith and apologetics***
4. ***Emphasizing the Holy Spirit's power for witnessing and service***





**Group Discussion:** Which of the four themes of Acts seems most important for you at this point in your life and ministry? Explain.

➤ *Answers will vary.*



**Group Discussion:** How are each of the four themes critical for the church and those who minister today?

➤ *Answers may include (1) the idea that knowing the history of the churches illuminates the teaching in Paul's letters to those churches; (2) tips for church growth and encouragement to evangelize; (3) many basics of the faith are clarified in Acts, such as the relationship between grace and the Law; (4) we gain encouragement through the examples of witnessing and ministering in the power of the Holy Spirit.*

- Review with students.** Briefly summarize the four areas of church growth chronicled in Acts: numeric, geographic, missional, and theological. Discuss how this still stands as a template for church growth in the twenty-first century. You may want to share from your own experience how a church you were involved with grew in all four areas and challenge students to talk about what they can do to spur growth in their own churches in these ways.
- Review with students.** Acts traces the growth of the church from the starting point of Jerusalem, the site of Christ’s crucifixion and resurrection, to Rome, the heart of the mighty Roman Empire. Discuss the significance of this—of starting where we are and expanding our sphere of ministry and influence as God opens doors. Share your own insights—and encourage students to share theirs—as to what lessons from this we can apply to our own evangelistic and church growth goals.
-  **Group Discussion:** Acts places great emphasis on the church’s outreach to people of all races and cultures. How well do you think churches today are doing in following this example? Explain. Is cultural and racial unity and inclusiveness important? Is a church “failing” if it includes people of only one race or culture? Explain.
  - *Answers will vary.*
- Review with students.** Perhaps Luke’s greatest purpose in Acts was to emphasize the ministry of the Holy Spirit through believers. In his Gospel, Luke stated that Jesus depended on the Spirit (Luke 4:1, 14, 18). He also recorded Jesus’ promise that the Spirit would come to all believers (Luke 11:13; 24:49). But in Acts, Luke emphasized the Spirit fifty-five times. He emphasized that the Holy Spirit is the key to effective witnessing and must be the source of all we do for Christ.
-  **Distribute Worksheet 2—Help Wanted: Spirit-Empowered Ministry Opportunities.** Allow time for students to complete their worksheets before coming back together to discuss practical opportunities for ministry open to them right now.
- Review with students.** Consider sharing from your own experience some unique and valuable ways you have seen laypeople serve God and the church through the power of the Holy Spirit. Challenge students to be more conscious of the ministry opportunities all around us and commit to serving in every way they can.

## 1.3

### Analyzing Acts



#### DISPLAY VISUAL 4


*Ask students to discuss whether they think this mandate still applies to the church today and, if so, how well we are doing. Notice the source of power for fulfilling the directive—the Holy Spirit at work in believers.*



## The Church's Mission

Jesus said:

“You will receive power when the Holy Spirit comes on you; and you will be my witnesses in Jerusalem, and in all Judea and Samaria, and to the ends of the earth” (Acts 1:8).

-  **Group Discussion:** Where is “Jerusalem, Judea and Samaria, and the whole earth” in terms of your personal witnessing and ministry? Could God be calling you to take it to the next level? Explain.
- *Answers will vary.*

**DISPLAY VISUAL 5**

*Explore three common ways to outline Acts.*

### Three Common Ways to Outline Acts

#### 1. Outlining geographically

- |                      |            |
|----------------------|------------|
| a. Jerusalem         | Acts 1–7   |
| b. Judea and Samaria | Acts 8–12  |
| c. The whole earth   | Acts 13–28 |

#### 2. Outlining based on the ministries of Peter and Paul


- |          |            |
|----------|------------|
| a. Peter | Acts 1–12  |
| b. Paul  | Acts 13–28 |

#### 3. Outlining according to messages preached

- |          |            |
|----------|------------|
| a. Peter | Acts 1–12  |
| b. Paul  | Acts 13–28 |

- Review with students.** It may help students remember the three different ways of outlining Acts when they realize that it all comes back to Peter and Paul. When outlining Acts geographically, the ministries in Jerusalem and Judea and Samaria coincide with the ministry of Peter, the apostle to the Jews. When the mission expands to the whole earth, the focus shifts to Paul, the apostle to the Gentiles.

When outlining Acts according to messages, the sermons in Acts 1–12 are primarily preached by Peter, while those recorded in Acts 13–28 are overwhelmingly preached by Paul.

-  **Group Discussion:** Which way of organizing Acts is most helpful to you? Why?
- *Answers will vary.*

**LOGOS DIGITAL LIBRARY RESEARCH SUGGESTIONS**

Larry Richards and Lawrence O. Richards, *The Teacher's Commentary*, Includes Index. (Wheaton, Ill.: Victor Books, 1987), 756. See Article, "Acts and the Epistles."

D. Thaine Norris, Logos Deluxe Map Set, Contains 189 Maps by the Review and Herald Publishing Association and 13 Maps Created by the Logos Bible Atlas. (Oak Harbor, WA: Logos Research Systems, Inc., 1997 c1995). See "Acts" for 22 maps based on the book of Acts.

## SESSION

## 2

## CHAPTER 2

# From the Resurrection to Pentecost

## QUICK REFERENCE LESSON TITLES AND OBJECTIVES

### Lesson 2.1 The Gift Our Father Promised

Objective 2.1.1 Analyze the promise, the command, the gift, and the Baptizer in Acts 1.

### Lesson 2.2 The Work of the Church

Objective 2.2.1 Explain the plan, the place, the power, and the purpose of witnessing. Relate these to self and others.

### Lesson 2.3 Steps to the Baptism in the Holy Spirit

Objective 2.3.1 Identify four attitudes or actions that precede the outpouring of the Holy Spirit.

## Chapter Introduction

The book of Acts features the last words of Jesus on earth—telling the disciples to wait for the gift of the Holy Spirit—as well as the first actions of the church in the power of that same Holy Spirit. The juxtaposition is significant: waiting for the Holy Spirit made possible the great acts of the believers and unparalleled growth of the church. As believers today, we can learn much from this example. No matter how eager we are to serve God, no matter how determined or committed, we cannot truly achieve all that we could unless we wait for the Holy Spirit. His power, His guidance, and His wisdom enable us to reach out and meet the needs of our troubled world while drawing people to our Lord. We must fill up before we can pour out to others. The Holy Spirit—don't leave home without Him!

## 2.1

### The Gift Our Father Promised



**Group Discussion:** In what ways was it good for the disciples that Jesus go away? What is the benefit for believers today?

- *Jesus was one Person in one place while on earth. But when He went away, He sent the Holy Spirit. The Holy Spirit can be with every*

*believer, thus multiplying the ministry and effectiveness of the church. Each believer can live with the constant presence and infilling of the Holy Spirit.*



#### DISPLAY VISUAL 6

*The most precious gift a person can receive after salvation is the gift of being filled with the Holy Spirit. Remind students that each Person in the Trinity plays a role in our being baptized in the Spirit. Briefly review these roles and each of the following points with students.*

### The Holy Spirit: The Gift Our Father Promised

#### ***The Promise of God***

“I will pour out my Spirit on all people. Your sons and daughters will prophesy, your old men will dream dreams, your young men will see visions. Even on my servants, both men and women, I will pour out my Spirit in those days” (Joel 2:28–29).

#### ***The Command of Jesus***

“Do not leave Jerusalem, but wait for the gift my Father promised, which you have heard me speak about. For John baptized with water, but in a few days you will be baptized with the Holy Spirit” (Acts 1:4–5).

This was the last command of Jesus before He ascended to heaven.

#### ***The Gift of the Holy Spirit***

“You will receive the gift of the Holy Spirit” (Acts 2:38).

#### ***The Baptizer, Jesus***

“I baptize you with water for repentance. But after me will come one who is more powerful than I, whose sandals I am not fit to carry. He [Jesus] will baptize you with the Holy Spirit and with fire” (Matthew 3:11, the words of John the Baptist)..



**Review with students.** Acts records the last command of Jesus to His followers: “Wait for the gift my father promised,” the gift of the Holy Spirit. You may decide to share your own memory of waiting patiently to receive something valuable—or of experiencing or observing the pain that comes from not waiting to be properly equipped or prepared before plowing into some task. Invite students to share similar experiences; then commit to following Christ’s command to seek and wait for the empowering of the Holy Spirit for ministry.



#### DISPLAY VISUAL 7

*Discuss reasons we should be filled with the Spirit.*

### Why You Should Obey the Lord’s Command to Be Filled with the Holy Spirit.

**1. The task is bigger than you are.**

No matter who you are, no matter how bright, how gifted, how strong, you must rely on a power greater than your own.

**2. The task is too hard to accomplish without the Spirit's power.**

You need the Spirit's power to do what Jesus has called you to do.

**3. The task is not yet finished.**

Not everyone has heard the gospel.



**Group Discussion:** In what way is the Holy Spirit a gift from the Father?

- *The Holy Spirit is a precious gift that the Father gives to His children who ask. Being filled with the Spirit is not something that can be earned or purchased.*



**Group Discussion:** Have you received the gift of the Holy Spirit? Describe your personal experience of waiting for the gift promised by the Father, the outpouring of the Holy Spirit.

- *Answers will vary.*

## 2.2



### The Work of the Church

**Review with students.** Just as we would not drive a car without first putting gas in the tank or brew a pot of coffee without first plugging in the coffeemaker, so it is foolish to try to serve without first filling up with the Holy Spirit. You may wish to tell students about a time when the Holy Spirit empowered you for witnessing, encouraging, or some other form of ministry. Challenge students to share their own stories.



**Group Discussion:** Being filled with the Spirit is not intended to be a badge of honor for believers or a measure of our spirituality. In his Gospel and in Acts, Luke stressed that the Holy Spirit empowers believers to serve. In your opinion, how well does today's church communicate this purpose when teaching about the Holy Spirit? Is enough emphasis given to being filled with the Spirit? How does a church's teaching or lack of teaching on this subject impact the effectiveness of the church's ministry in the community?

**DISPLAY VISUAL 8**

*Challenge students to reevaluate their expectation of and commitment to the work of the church based on the following truths.*

### The Work of the Church

**1. The Plan to Witness**

Our main business is to tell others that Jesus has saved us from sin.

### 2. *The Place to Witness*




Each Christian must witness in his or her Jerusalem, the place he or she lives. Yet our responsibility to witness does not end there. We are called to spread the gospel beyond our own neighborhoods.

### 3. *The Power to Witness*

The power from the Holy Spirit is the only kind of power that will enable a Christian to be a faithful witness.

### 4. *The Purpose of Witnessing*

Jesus will soon return. Our purpose in witnessing is to get people ready to meet Him.

- 
-  **Distribute Worksheet 3—I am a Witness.** While you will not likely have time for students to share their testimonies with the class, we should encourage fellow believers to clearly work through and articulate what they have experienced in Christ so they may be witnesses to others.
  
  - Review with students.** Draw ever-larger, concentric circles on a chalkboard or white board. Review the progression of the early church's witness as it expanded like ripples in water: first Jerusalem, the place nearby; then to Phoenicia, Cyprus, and Antioch; next to the region of Phrygia and Galatia; then on to Macedonia; and finally to Rome. Ask students to name ways they are involved in ministry on the most local level, and write their responses in the innermost circle. Then brainstorm how such ministries might be taken to the next, larger circle, impacting more people farther away from home. Write suggestions in the appropriate circles as students call them out. Challenge students to take some of the ideas to heart and to expand their personal witness or the ministry of their churches.
  
  -  **Group Discussion:** What is your excuse for not witnessing in any of these areas: at home; in your neighborhood; in your community, nation, and the broader world? Is any excuse valid for not fulfilling Christ's instruction to witness in these different areas?
    - *Answers will vary.*
  
  -  **Group Discussion:** What are some practical ways you can reach your Jerusalem for Christ? What are some ways you can reach beyond your neighborhood to spread the gospel more broadly? In what ways are you already doing this?
    - *Answers will vary.*
  
  - Review with students.** Why was it fitting for Jesus to ascend to heaven from the Mount of Olives? Have individual students look up the following passages as you review.
    1. Jesus taught one of His great sermons, the Olivet discourse, on the Mount of Olives (Matthew 24:3–25:46).

2. He prayed at the base of the Mount in the Garden of Gethsemane (Luke 22:39–42).
3. The angels said that Jesus “will come back in the same way” that He went into heaven (Acts 1:11), and Zechariah 14:4 tells us that on the day the Lord returns, “His feet will stand on the Mount of Olives.”
4. The Mount of Olives was a burial ground dotted with headstones marking graves. Jesus turned this symbol of death into a symbol of life and hope, becoming the one human to ascend from the Mount of Olives rather than to remain in the grave.

## 2.3

### Steps to the Baptism in the Holy Spirit



#### DISPLAY VISUAL 9

*Challenge students to examine their own lives in light of each point.*

#### Steps to the Baptism in the Holy Spirit

##### 1. **Obedience**

The path of obedience always leads to God’s blessings. We disobey if we try to do more or less than God commands.

“We are witnesses of these things, and so is the Holy Spirit, whom God has given to those who obey him” (Acts 5:32).

##### 2. **Unity**

We must rise above our differences by offering forgiveness and love. We must be truly reconciled in Christ.

“When the day of Pentecost was fully come, they were all with one accord in one place” (Acts 2:1 KJV).

##### 3. **Prayer**

When we develop lives of constant prayerfulness, we open the door to a fresh move of God.



“They all joined together constantly in prayer” (Acts 1:14).

“Pray continually” (1 Thessalonians 5:17).

##### 4. **Study and Application of the Scriptures**

The Bible is our guide to God and to heaven. When we follow the Word of God—and leaders who interpret the Word accurately—we can know God is leading us.

“All Scripture is God-breathed and is useful for teaching, rebuking, correcting and training in righteousness” (2 Timothy 3:16).

-  **Group Discussion:** How does your church line up with these four attitudes and disciplines outlined?  
 > *Answers will vary.*
-  **Group Discussion:** What can today's church do to encourage unity?  
 > *Answers will vary but should follow the biblical pattern seen here in the book of Acts.*
- Review with students.** Outline the steps cited in the lesson for studying and applying the Scriptures when making decisions or choosing a course of action: reading God's Word, applying God's Word, and praying for God's guidance. Encourage students to describe some hypothetical situations they are likely to face in their churches or their personal lives. These illustrations should represent the kind of challenges that prompt uncertainty regarding how to resolve them in a biblical manner. Ask the class to break into small groups, and give them time to work together to put these three steps into practice as they attempt to come up with God-honoring solutions.
- Review with students.** The decision to replace Judas was made by studying and applying the Scriptures (Psalm 69:25; Psalm 109:8). The disciples chose two men who fit the criteria for leadership, then what did they do? (Acts 1:15–26). Ask a student to read Acts 1:24 aloud. The disciples prayed for God's guidance, and Matthias was chosen as the twelfth apostle to replace Judas. Discuss the importance of both studying God's Word and praying for God's guidance when making decisions. Distinguish between aspects of the passage in Acts that would be unique or not repeated elsewhere (replacing an original apostle, casting lots) and points that would be repeated (seeking direction from God's Word, praying for direction).

Conclude by discussing attitudes and disciplines that individuals or churches can practice to prepare for a fresh outpouring of the Holy Spirit. Spend time in prayer, asking God to pour out His Spirit in the days and weeks ahead.

#### LOGOS DIGITAL LIBRARY RESEARCH SUGGESTIONS

Paul J. Achtemeier, Publishers Harper & Row and Society of Biblical Literature, *Harper's Bible Dictionary*, Includes Index, 1st ed. (San Francisco: Harper & Row, 1985), 1138. See Article on "Witness."

Henry Thorne Sell, *Studies in Early Church History* (Willow Grove, PA: Woodlawn Electronic Publishing, 1998, c1906). See Study 10, "The Rapid Growth," and "Sources of Power."



# UNIT 2

## THE WITNESS OF THE CHURCH IN JERUSALEM

| SESSION                            | OUTLINE  | MATERIALS NEEDED   |
|------------------------------------|--|--|
| 3                                  | <b>Chapter 3 The Holy Spirit Is Poured Out</b>           | Visual 10 Understanding Pentecost  |
|                                    | 3.1 Pentecost Fulfilled                                  | Visual 11 Old Testament Feasts That Foreshadow New Testament Events          |
|                                    | 3.2 Signs of Baptism                                     | Visual 12 The Signs of Pentecost   |
|                                    | 3.3 Purposes of Speaking in Tongues                      | Worksheet 4 Symbols of the Spirit  |
|                                    |  | Worksheet 5 Reports from Acts  |
|                                    |  | Visual 13 Four Purposes for Speaking in Tongues Today                        |
|                                    |  | Visual 14 Benefits of Regularly Praying in the Spirit During Personal Prayer |
| 4                                  | <b>Chapter 4 The Birth of the Church</b>                 | Visual 15 The Crowd's Responses to Pentecost                                 |
|                                    | 4.1 Responses to Pentecost                               | Worksheet 6 Peter's Transformation   |
|                                    | 4.2 The Pattern of Peter's Preaching                     | Visual 16 The Effect of Pentecost on Believers                               |
|                                    |  | Visual 17 The Pattern of Peter's Preaching                                   |
|                                    | 4.3 The Biblical Pattern of a Dynamic Church             | Worksheet 7 Qualifications for Effective Disciples                           |
|                                    | Visual 18 Biblical Pattern of a Dynamic Church           |  |
|                                    |  | Visual 19 Foundations of an Acts-Like Church                                 |
| 5                                  | <b>Chapter 5 Peter and John Heal a Lame Man</b>          | Visual 20 Our Responsibility to Others                                       |
|                                    | 5.1 Embracing the Needs around Us                        | Worksheet 8 Embracing the Needs around Us                                    |
|                                    |  | Visual 21 Peter's Major Themes   |
|                                    | 5.2 Explaining the Gospel                                | Worksheet 9 Crushed for Good   |
|                                    | 5.3 Enduring Hardship and Testing                        | Visual 22 Satan Fights God's Work  |
| Visual 23 Because God Is Sovereign |  |  |
| 6                                  | <b>Chapter 6 The Growth of the Church</b>                | Visual 24 The Right Stuff or the Wrong Stuff                                 |
|                                    | 6.1 The Purifying of the Church                          | Visual 25 Five Marks of a Powerful Church                                    |
|                                    | 6.2 The Powerful Church                                  | Visual 26 Growth of Pentecostal and Charismatic Churches                     |
|                                    | 6.3 The Persistent Church                                | Worksheet 10 Shadow Ministries   |
|                                    |  | Visual 27 Satan's Strategies against the Church                              |
|                                    |  | Visual 28 When Times Get Tough   |
| 7                                  | <b>Chapter 7 Stephen: What Good Can Come of Trouble?</b> | Visual 29 Handling Divisions in the Church                                   |
|                                    | 7.1 Conflict in the Church                               | Visual 30 The First Martyr   |
|                                    |  | Worksheet 11 Distortion Extortion  |
|                                    | 7.2 Stephen's Arrest and Trial                           | Visual 31 Stephen's Message  |
|                                    | 7.3 The First Martyr                                     | Worksheet 12 Stephen's Message for Me  |
| Visual 32 Following Jesus' Example |  |  |

## SESSION

## 3

## CHAPTER 3

# The Holy Spirit Is Poured Out

## QUICK REFERENCE

## LESSON TITLES AND OBJECTIVES

**Lesson 3.1 Pentecost Fulfilled**

Objective Explain how the Day of Pentecost fulfills the Old Testament  
3.1.1 Feast of Pentecost and launches the Pentecostal era.

**Lesson 3.2 Signs of Spirit Baptism**

Objective Distinguish between two unique signs of the Holy Spirit's  
3.2.1 presence at Pentecost and the initial physical evidence of Spirit baptism that continues today.

**Lesson 3.3 Purposes of Speaking in Tongues**

Objective Analyze four purposes for speaking in tongues and  
3.3.1 demonstrate at least two in your own life.

## Chapter Introduction

What is Pentecost? What does it mean to be Pentecostal? Many people are part of a Pentecostal church without fully understanding what it means or having a personal Pentecost in their own lives. Student leaders must not fall into this category. It is vital that each one have a full understanding of the doctrine of the baptism in the Holy Spirit as well as a continuing personal experience. This chapter explores these important issues, helping students to understand the historical and theological basis for Pentecost, the signs of Spirit baptism, and the purpose of speaking in tongues. It also challenges them to embrace the Holy Spirit's infilling and be changed by His presence and power daily.

## 3.1

### Pentecost Fulfilled


**DISPLAY VISUAL 10**

*After reading through the facts, ask students to consider: Have they been prepared by the Holy Spirit to work in His harvest fields?*

#### Understanding Pentecost

***Fifty Days***

*Pentecost (Greek: pentékosté) means "the fiftieth."*

The Old Testament Feast of Pentecost was celebrated fifty days after Passover.

### **Seven Weeks**

Pentecost was also known as the Feast of Weeks because it falls seven weeks after Firstfruits, the offering of the first of the barley harvest to God.

### **The Harvest**

Pentecost was a day of celebration and joy for the end of the barley harvest. It also included offering the firstfruits of the new wheat harvest.

The Feast of Pentecost was a harvest celebration.

The Day of Pentecost is related to spiritual harvest. God poured out His Spirit to enable believers to reap that harvest.

“The harvest is plentiful, but the workers are few. Ask the Lord of the harvest, therefore, to send out workers into his harvest field” (Luke 10:2).

Pentecost prepares harvesters for the fields.



**Group Discussion:** When was the Day of Pentecost? Is the Day of Pentecost over? Explain.

- *The Day of Pentecost was an Old Testament Feast as well as the birthday of the church in the New Testament. It took place fifty days after Passover, seven weeks after Firstfruits. The church's Pentecost began in Acts 2 but continues to the present day until the return of Christ. The Day of Pentecost is the era of the Spirit at work in and through believers.*



### **DISPLAY VISUAL 11**

Read 1 Corinthians 5:7 and discuss how Paul describes the fulfillment of Passover. Then read 1 Corinthians 15:20 and discuss how Christ fulfills the Feast of Firstfruits. Refer to the IST content for Objective 3.1.1 for reference material.

## **Old Testament Feasts That Foreshadow New Testament Events**

[See Visual 11 and IST for chart.]



**Group Discussion:** How does experiencing our own personal Pentecost enable us to keep and fulfill the Old Testament feasts not as once-a-year holidays, but perpetually in our hearts?

- *Answers will vary but should indicate that the New Testament truths fill and complete the Old Testament form. We can celebrate Christ's death and resurrection and our part in the great spiritual harvest every day.*

- Review with students.** Whenever we talk about Pentecost, we must not talk only of blessing but also of duty. If we try to do the duty of harvest or evangelism and have no power from the Spirit of God, then we will be unable to do it. However, if we have all delight and no duty, we will wind up as a kind of spiritual bless-me club and not complete God’s work in the world. Pentecost joins these elements of blessing God’s people and sending them into the harvest. Share from your own experience a time when an individual, group, or congregation did not keep the proper balance between the blessings and duties of Pentecost.

## 3.2

### Signs of Spirit Baptism



#### DISPLAY VISUAL 12

You can ask a student to read Acts 2:1–4 aloud as you display this visual. Then help students see the distinction between the signs that were unique to that first outpouring of the Spirit and the sign of speaking in other tongues, which is a sign of Spirit baptism that remains to this day.

#### The Signs of Pentecost

##### Unique Signs of Pentecost

###### *Rushing, mighty wind*

“Suddenly a sound like the blowing of a violent wind came from heaven and filled the whole house where they were sitting” (Acts 2:2).

###### *Tongues of fire*

“They saw what seemed to be tongues of fire that separated and came to rest on each of them” (Acts 2:3).

##### Normative Sign of Pentecost

###### *The initial physical evidence: speaking in other tongues*

“All of them were filled with the Holy Spirit and began to speak in other tongues as the Spirit enabled them” (Acts 2:4).



**Distribute Worksheet 4—Symbols of the Spirit.** Encourage students to consider these biblical symbols and their significance.





**Group Discussion:** Do the signs of the sound of a violent wind and tongues of fire resting on individuals ever happen again in the book of Acts when believers are baptized in the Holy Spirit? What does this indicate about whether we should expect them today when believers are baptized?

- *Neither the sound of wind nor tongues of fire occur again in Acts. From this we can understand that these are not typical signs of being filled with the Spirit.*




**Review with students.** Speaking with other tongues is the only supernatural sign described in Acts 2:1–4 that happens again. It is said

to have happened after “all of them were filled with the Holy Spirit.” It required the involvement of the believers. The sound of wind and fire happened to and around them. Speaking in tongues occurred in and came out from them. Discuss why this distinction is important and why it is a special privilege to be a partner with God in His work.

-  **Distribute Worksheet 5—Reports from Acts: They Spoke in Tongues.** You may wish to divide students into five groups and assign one passage of Scripture to each. Allow five minutes for groups to read their passage and prepare a sixty-second television news report about the event, emphasizing the point that the believers spoke in other tongues when they were baptized in the Holy Spirit. Keep things moving quickly, and wrap up with a summary of the common thread running through each incident. If you or the students prefer not to present news reports, you can choose to review each passage and the evidence that speaking in tongues continued to be the initial physical evidence of being baptized in the Holy Spirit.
-  **Group Discussion:** Do you believe speaking in tongues is still for today? Explain why you believe as you do.
  - *Answers will vary.*
- Review with students.** You may decide to allow one or two students to share a personal experience of being baptized in the Holy Spirit. Or share your own story.

## 3.3

- Purposes of Speaking in Tongues**
- Review with students.** Help students understand the difference between speaking in tongues as described in 1 Corinthians 12 and in Acts 2:4. First Corinthians 12 is speaking about a gift of the Spirit for use in corporate worship services. Acts 2:4 speaks of Christians praying individually to God in other languages. If you have been used by the Holy Spirit to give a message in tongues in a worship service, you may want to open a discussion regarding how a believer can discern when God intends the message to be shared corporately and when it is for the believer’s personal edification.
-  **Group Discussion:** What biblical evidence causes us to believe that tongues serves as the initial physical evidence of the baptism in the Holy Spirit?
  - *We are confident this is the case because of repeated biblical examples as well as the experience of countless believers right up to the present.*
- Review with students.** The word *baptize* means “to take completely under.” To be baptized in water, all of a person must go under the water. To be baptized in the Spirit, all of a person must come under the Spirit’s influence. Ask a student to read James 3:8 aloud. Discuss how speaking in tongues gives evidence that a believer has submitted the mind and even the tongue to the Holy Spirit.

**DISPLAY VISUAL 13**

*You may want to ask individuals to read aloud the Scripture passages indicated for each purpose listed.*

**Four Purposes for Speaking in Tongues Today**

1. Speaking in tongues is the initial physical evidence of baptism in the Holy Spirit (Acts 2:4).
2. Speaking in tongues is one of the nine gifts of the Spirit for Christian worship (1 Corinthians 12:7–11).
3. Speaking in tongues is a regular means of personal prayer (1 Corinthians 14:13–19).
4. Speaking in tongues is a sign to unbelievers (1 Corinthians 14:21–25)..



**Group Discussion:** How are natural gifts and abilities different from spiritual gifts? What spiritual gifts has God given you? What spiritual gifts seem to be scarce or missing at your church?

➤ *Answers will vary.*

**DISPLAY VISUAL 14**

*After discussing the benefits of regularly praying in the Spirit, it may be appropriate to allow time for prayer. Encourage those who do not regularly pray in the Spirit to ask the Holy Spirit to pray through them. Students who have not yet received the baptism in the Holy Spirit might appreciate it if others, who have received, would lay hands on them and pray. Be careful to make this voluntary, as your goal is to help, not to make anyone feel uncomfortable or singled out.*

**Benefits of Regularly Praying in the Spirit During Personal Prayer*****Build up yourself***

“He who speaks in a tongue edifies himself” (1 Corinthians 14:4).

***Release your spirit to fully express itself to God***

“The Spirit helps us in our weakness. We do not know what we ought to pray for, but the Spirit himself intercedes for us with groans that words cannot express. And he who searches our hearts knows the mind of the Spirit, because the Spirit intercedes for the saints in accordance with God’s will” (Romans 8:26–27)..



**Review with students.** Praying in tongues in our personal prayer time praises God and builds up the person who prays. It also frees the human spirit to fully express itself to God and pray beyond our own understanding. Here is a good moment to ask a volunteer or two to share stories from their own experience of praying in the Spirit when one or more of these purposes was accomplished.

**LOGOS DIGITAL LIBRARY RESEARCH SUGGESTIONS**

William Evans and S. Maxwell Coder, *The Great Doctrines of the Bible*, Includes Index., Enl. ed. (Chicago: Moody Press, 1998, c1974), 309. See Article, "Power."

R.A. Torrey, *The New Topical Text Book: A Scriptural Text Book for the Use of Ministers, Teachers, and All Christian Workers* (Oak Harbor, WA: Logos Research Systems, Inc., 1995, c1897). See "Power of the Holy Spirit".

# **Acts: The Holy Spirit at Work in Believers**

**Sessions 1–13**


Quick-review Slide  
Show



# Solving the Mystery of When Acts Was Written

|                    |   |
|--------------------|---|
| Historical fact:   | <b>Paul was first imprisoned in Rome (AD 60–63).</b>  |
| Corollary fact:    | <b>Acts chronicles this imprisonment in Acts 28.</b>  |
| Evidence suggests: | <b>Acts was written after this imprisonment.</b>  |
| Historical fact:   | <b>Jerusalem was destroyed by the future Roman Emperor, Titus, in AD 70.</b>  |
| Corollary fact:    | <b>Acts makes no mention of this fact.</b>  |
| Evidence suggests: | <b>Acts was written before AD 70.</b>   |
| Historical fact:   | <b>Rome burned in AD 64.</b>  |
| Corollary fact:    | <b>Nero blamed Christians, igniting a wave of persecution.</b>  |
| Evidence suggests: | <b>Paul's good relationship with Roman authorities in the book of Acts suggests it was written before this event.</b> |
| Conclusion:        | <b>Most Bible teachers believe Luke wrote Acts around AD 63.</b>  |

# The Bridge



In the New Testament, Acts is a bridge between the Gospels and Paul's letters. At first the New Testament had only two parts: the four Gospels and the letters Paul wrote to various churches and believers. This left a gap in the written history of the church.

# Four Themes of Acts

- 1. Bridging the gap between the Gospels and Paul's letters**
- 2. Tracing the growth of the church**
  - a. Growing numerically (from the number of believers who could fit in one room to many thousands of Christians)
  - b. Spreading geographically (from Jerusalem to Rome)
  - c. Expanding missionally (from reaching only Jews to reaching Samaritans, then Gentiles)
  - d. Growing theologically (from strict adherence to the law of Moses to salvation by grace through faith)
- 3. Guiding faith and apologetics**
- 4. Emphasizing the Holy Spirit's power for witnessing and service**

# The Church's Mission

*Jesus said:*

“You will receive power when the Holy Spirit comes on you; and you will be my witnesses in Jerusalem, and in all Judea and Samaria, and to the ends of the earth.”

(Acts 1:8)

# Three Common Ways to Outline Acts

- **Outlining geographically**
  - Jerusalem                      Acts 1–7
  - Judea and Samaria      Acts 8–12
  - The whole earth                      Acts 13–28
- **Outlining based on the ministries of Peter and Paul**
  - Peter      Acts 1–12
  - Paul      Acts 13–28
- **Outlining according to messages preached**

# The Holy Spirit: The Gift Our Father Promised

- **The Promise of God**
  - “I will pour out my Spirit on all people. Your sons and daughters will prophesy, your old men will dream dreams, your young men will see visions. Even on my servants, both men and women, I will pour out my Spirit in those days” (Joel 2:28–29).
- **The Command of Jesus**
  - “Do not leave Jerusalem, but wait for the gift my Father promised, which you have heard me speak about. For John baptized with water, but in a few days you will be baptized with the Holy Spirit” (Acts 1:4–5).
  - This was the last command of Jesus before He ascended to heaven.
- **The Gift of the Holy Spirit**
  - “You will receive the gift of the Holy Spirit” (Acts 2:38).
- **The Baptizer, Jesus**
  - “I baptize you with water for repentance. But after me will come one who is more powerful than I, whose sandals I am not fit to carry. He [Jesus] will baptize you with the Holy Spirit and with fire” (Matthew 3:11, the words of John the Baptist).

# Why You Should Obey the Lord's Command to Be Filled with the Holy Spirit.

## 1. The task is bigger than you are

No matter who you are, no matter how bright, how gifted, how strong, you must rely on a power greater than your own.

## 2. The task is too hard to accomplish without the Spirit's power.

You need the Spirit's power to do what Jesus has called you to do.

## 3. The task is not finished.

Not everyone has heard the gospel.

# The Work of the Church

## 1. The Plan to Witness

Our main business is to tell others that Jesus has saved us from sin.

## 2. The Place to Witness

Each Christian must witness in his or her Jerusalem, the place he or she lives. Yet our responsibility to witness does not end there. We are called to spread the gospel beyond our own neighborhoods.

## 3. The Power to Witness

The power from the Holy Spirit is the only kind of power that will enable a Christian to be a faithful witness.

## 4. The Purpose of Witnessing

Jesus will soon return. Our purpose in witnessing is to get people ready to meet Him.



# Steps to the Baptism in the Holy Spirit

## 1. Obedience

The path of obedience always leads to God's blessings. We disobey if we try to do more or less than God commands.

"We are witnesses of these things, and so is the Holy Spirit, whom God has given to those who obey him" (Acts 5:32).

## 2. Unity

We must rise above our differences by offering forgiveness and love. We must be truly reconciled in Christ.

"When the day of Pentecost was fully come, they were all with one accord in one place" (Acts 2:1 KJV).

## 3. Prayer

When we develop lives of constant prayerfulness, we open the door to a fresh move of God.

"They all joined together constantly in prayer" (Acts 1:14).

"Pray continually" (1 Thessalonians 5:17).

## 4. Study and Application of the Scriptures

The Bible is our guide to God and to heaven. When we follow the Word of God—and leaders who interpret the Word accurately—we can know God is leading us.

"All Scripture is God-breathed and is useful for teaching, rebuking, correcting and training in righteousness" (2 Timothy 3:16).

# Understanding Pentecost

- **Fifty Days**

- Pentecost (Greek: pentékosté) means “the fiftieth.”
- The Old Testament Feast of Pentecost was celebrated fifty days after Passover.

- **Seven Weeks**

- Pentecost was also known as the Feast of Weeks because it falls seven weeks after Firstfruits, the offering of the first of the barley harvest to God.

- **The Harvest**

- Pentecost was a day of celebration and joy for the end of the barley harvest. It also included offering the firstfruits of the new wheat harvest.
- The Feast of Pentecost was a harvest celebration.
- The Day of Pentecost is related to spiritual harvest. God poured out His Spirit to enable believers to reap that harvest.
- “The harvest is plentiful, but the workers are few. Ask the Lord of the harvest, therefore, to send out workers into his harvest field” (Luke 10:2).
- Pentecost prepares harvesters for the fields.

# Old Testament Feasts That Foreshadow New Testament Events

| <b><i>Feast</i></b>   | <b><i>OT References</i></b>  | <b><i>NT References</i></b>   |
|---|--|---|
| <b>Passover</b>   | Ex. 12:1–14; Lev. 23:5; Num. 9:1–14; 28:16; Deut. 16:1–8                         | Matt.26:17; Mark 14:12–26; John 2:13; 11:55; 1 Cor. 5:7; Heb. 11:28 |
| <b>Unleavened Bread</b>   | Ex. 12:15–20; 13:3–10; 23:15; 34:18; Lev. 23:6–8; Num. 28:17–25; Deut. 16:3–4, 8 | Mark 14:1; Acts 12:3; 1 Cor. 5:6–8                                  |
| <b>Firstfruits</b>  | Lev. 23:9–14   | Rom. 8:23; 1 Cor. 15:20–23  |
| <b>Pentecost</b><br><i>(Also called the Feast of Weeks, Feast of Harvest, and “firstfruits of the wheat harvest” in Exodus 34:22)</i> | Ex. 23:16; 34:22; Lev. 23:15–21; Num. 28:26–31; Deut. 16:9–12                    | Acts 2:1–4; 20:16; 1 Cor. 16:8                                      |

# The Signs of Pentecost

## Unique Signs of Pentecost

- **Rushing, mighty wind**

“Suddenly a sound like the blowing of a violent wind came from heaven and filled the whole house where they were sitting” (Acts 2:2).
- **Tongues of fire**

“They saw what seemed to be tongues of fire that separated and came to rest on each of them” (Acts 2:3).

## Normative Sign of Pentecost

- **The initial physical evidence: speaking in other tongues**

“All of them were filled with the Holy Spirit and began to speak in other tongues as the Spirit enabled them” (Acts 2:4).

# Four Purposes for Speaking in Tongues Today

1. Speaking in tongues is the initial physical evidence of baptism in the Holy Spirit (Acts 2:4).
2. Speaking in tongues is one of the nine gifts of the Spirit for Christian worship (1 Corinthians 12:7–11).
3. Speaking in tongues is a regular means of personal prayer (1 Corinthians 14:13–19).
4. Speaking in tongues is a sign to unbelievers (1 Corinthians 14:21–25).

# Benefits of Regularly Praying in the Spirit During Personal Prayer

- **Build up yourself**

“He who speaks in a tongue edifies himself”  
(1 Corinthians 14:4).

- **Release your spirit to fully express itself to God**

“The Spirit helps us in our weakness. We do not know what we ought to pray for, but the Spirit himself intercedes for us with groans that words cannot express. And he who searches our hearts knows the mind of the Spirit, because the Spirit intercedes for the saints in accordance with God’s will” (Romans 8:26–27).

## Solving the Mystery of Who Wrote Acts

Use the following clues to narrow the focus of our search for the author of Acts.

### Clue 1

The writer of Acts was one of those who traveled with Paul on some missionary trips. Acts 16:10 says, “After Paul had seen the vision, we got ready at once to leave for Macedonia.” (See also Acts 20:5; 21:18; 27:1; 28:1–2, 10–16). List the people who fit the description of having traveled with Paul.

|                     |                  |
|---------------------|------------------|
| Acts 13:2 _____     | Acts 16:3 _____  |
| Acts 13:13 _____    | Acts 18:18 _____ |
| Acts 15:40–41 _____ | Acts 20:4 _____  |

### Clue 2

Whoever wrote Acts also wrote another book about Jesus. Compare the first few verses of Acts to the first verses of each of the Gospels. Who seems to be the strongest candidate for the Acts author’s first book about Jesus?

*Answer:* \_\_\_\_\_

### Clue 3

Two Gospels were written by apostles (Matthew and John), while two were written by non-apostles (Mark and Luke). Of these two, which book’s organization best matches that of Acts, giving strong evidence of a shared author?

| Mark                                   | Luke   | Acts   |
|--|--|--|
| The gospel of the Kingdom (1–4:34)     | Greeting to Theophilus (1:1–4)   | Greeting to Theophilus (1:1–2)                                       |
| The Kingdom’s inauguration (4:36–8:26) | Early life of Jesus (1:5–3:20)   | Early life of the church (1–8)                                       |
| Jesus recognized as Christ (8:27–9:13) | Anointing of Jesus (3:22)  | Anointing of the church (2:4)  |
| Death and resurrection (9:14–16:18)    | First sermon at Nazareth (4:14–30)   | First sermon at Pentecost (2)  |
|  | Confirming miracles and healings (4:31–41)                                 | Confirming miracles and healings (3–5)                               |
|  | Success and popularity (5–18)  | Success and popularity (2–5)   |
|  | Growing opposition (19–21)   | Growing opposition (4–8)   |
|  | Travel through Galilee, Judea, and Perea (3–8)                             | Travel on missionary trips (8–21)                                    |
|  | Arrest and threefold trial before the Sanhedrin, Pilate, and Herod (22–23) | Arrest and threefold trial before Felix, Festus, and Agrippa (24–26) |
|  | Climax of ministry and Christ’s resurrection (23–24)                       | Climax of ministry in Rome (28)                                      |

*Answer:* \_\_\_\_\_

## Solving the Mystery of Who Wrote Acts

Use the following clues to narrow the focus of our search for the author of Acts.

### Clue 1

The writer of Acts was one of those who traveled with Paul on some missionary trips. Acts 16:10 says, “After Paul had seen the vision, we got ready at once to leave for Macedonia.” (See also Acts 20:5; 21:18; 27:1; 28:1–2, 10–16). List the people who fit the description of having traveled with Paul.

|               |                         |            |  |
|---------------|-------------------------|------------|--|
| Acts 13:2     | <u>Barnabas</u>         | Acts 16:3  | <u>Timothy</u>   |
| Acts 13:13    | <u>Mark (John Mark)</u> | Acts 18:18 | <u>Priscilla and Aquila</u>  |
| Acts 15:40–41 | <u>Silas</u>            | Acts 20:4  | <u>Sopater, Aristarchus, Secundus, Gaius, Timothy, Tychicus, Trophimus</u> |

### Clue 2

Whoever wrote Acts also wrote another book about Jesus. Compare the first few verses of Acts to the first verses of each of the Gospels. Who seems to be the strongest candidate for the Acts author’s first book about Jesus?

Answer: Luke

### Clue 3

Two Gospels were written by apostles (Matthew and John), while two were written by non-apostles (Mark and Luke). Of these two, which book’s organization best matches that of Acts, giving strong evidence of a shared author?

| Mark                                   | Luke   | Acts   |
|--|--|--|
| The gospel of the Kingdom (1–4:34)     | Greeting to Theophilus (1:1–4)   | Greeting to Theophilus (1:1–2)                                       |
| The Kingdom’s inauguration (4:36–8:26) | Early life of Jesus (1:5–3:20)   | Early life of the church (1–8)                                       |
| Jesus recognized as Christ (8:27–9:13) | Anointing of Jesus (3:22)  | Anointing of the church (2:4)  |
| Death and resurrection (9:14–16:18)    | First sermon at Nazareth (4:14–30)   | First sermon at Pentecost (2)  |
|  | Confirming miracles and healings (4:31–41)                                 | Confirming miracles and healings (3–5)                               |
|  | Success and popularity (5–18)  | Success and popularity (2–5)   |
|  | Growing opposition (19–21)   | Growing opposition (4–8)   |
|  | Travel through Galilee, Judea, and Perea (3–8)                             | Travel on missionary trips (8–21)                                    |
|  | Arrest and threefold trial before the Sanhedrin, Pilate, and Herod (22–23) | Arrest and threefold trial before Felix, Festus, and Agrippa (24–26) |
|  | Climax of ministry and Christ’s resurrection (23–24)                       | Climax of ministry in Rome (28)                                      |

Answer: Luke’s organization closely resembles that of Acts.



**Clue 4**

Because of the evidence listed above, in addition to strong similarities in style, phraseology, and even length, believers and biblical scholars have accepted Luke as the author of both the third Gospel and Acts. Ancient testimony also attributes the writing of Acts to Luke:

| Ancient Testimony as to Who Wrote Acts |      |
|--|------|
| Clement of Alexandria:                 | Luke |
| Eusebius                               | Luke |
| Muratorian Canon                       | Luke |

**Clement of Alexandria** was an early Christian apologist who lived from approximately AD 150 to 215. He converted to the faith as an adult. Clement wrote three manuscripts that were used to teach young Christians and address common problems; these works became doctrine models for others.

**Eusebius** was an early church historian. Apart from the apostles and the New Testament writings, Eusebius's *Ecclesiastical History* comprises a large part of what we know of the history of this era. Eusebius Pamphilius was the Bishop of Caesarea. He lived from approximately AD 260 to 339.

The **Muratorian Canon (or Fragment)** is a copy of perhaps the oldest known list of the books of the New Testament. It is thought to be a seventh-century Latin manuscript found by Father Ludovico Muratori in a monastery at Bobbio in Northern Italy.

**Conclusion**

What do you say? Who wrote the book of Acts?

Answer: \_\_\_\_\_

**Clue 4**

Because of the evidence listed above, in addition to strong similarities in style, phraseology, and even length, believers and biblical scholars have accepted Luke as the author of both the third Gospel and Acts. Ancient testimony also attributes the writing of Acts to Luke:

| Ancient Testimony as to Who Wrote Acts |      |
|--|------|
| Clement of Alexandria:                 | Luke |
| Eusebius                               | Luke |
| Muratorian Canon                       | Luke |

**Clement of Alexandria** was an early Christian apologist who lived from approximately AD 150 to 215. He converted to the faith as an adult. Clement wrote three manuscripts that were used to teach young Christians and address common problems; these works became doctrine models for others.

**Eusebius** was an early church historian. Apart from the apostles and the New Testament writings, Eusebius's *Ecclesiastical History* comprises a large part of what we know of the history of this era. Eusebius Pamphilius was the Bishop of Caesarea. He lived from approximately AD 260 to 339.

The **Muratorian Canon (or Fragment)** is a copy of perhaps the oldest known list of the books of the New Testament. It is thought to be a seventh-century Latin manuscript found by Father Ludovico Muratori in a monastery at Bobbio in Northern Italy.

**Conclusion**

What do you say? Who wrote the book of Acts?

Answer: \_\_\_\_\_ Luke \_\_\_\_\_

# Help Wanted

## Spirit-Empowered Ministry Opportunities

What have you been doing for God? With the Holy Spirit's power, everyone can play an important role in spreading the good news and growing the church. Indicate which of the following ministries you have been involved in already. Then prayerfully consider practical ways you might allow God to use you in one or more additional areas.

| Ministry   | Who did it?             | Reference         | I've done this! | Describe it. |
|--|-------------------------|-------------------|-----------------|--------------|
| Gave food to the needy                               | Seven deacons           | Acts 6:1–7        |                 |              |
| Sewed clothes for the poor                           | Tabitha                 | Acts 9:36–39      |                 |              |
| Provided housing for a Christian worker              | Simon the tanner        | Acts 10:5–6       |                 |              |
| Gave to those in need                                | Cornelius               | Acts 10:2         |                 |              |
| Served as a deacon                                   | Philip                  | Acts 8:4–8        |                 |              |
| Witnessed wherever they went                         | Scattered believers     | Acts 11:19–21     |                 |              |
| Held a prayer meeting in her home                    | Mary, Mark's mother     | Acts 12:12        |                 |              |
| Prayed for those in need                             | Believers               | Acts 12:12        |                 |              |
| Traveled with and helped missionaries                | John Mark               | Acts 12:25; 15:39 |                 |              |
| Fed Christian workers and washed their wounds        | Philippian jailer       | Acts 16:33–34     |                 |              |
| Spoke boldly for Jesus                               | Apollos                 | Acts 18:24–28     |                 |              |
| Encouraged and recommended a Christian worker        | Unnamed believers       | Acts 18:27        |                 |              |
| Prophesied   | Philip's four daughters | Acts 21:10–11     |                 |              |
| Wrote books that would teach and encourage believers | Luke                    |                   |                 |              |



### Symbols of the Spirit

Look up the following Bible passages, and write a brief description of the working of the Spirit of God and the symbolism involved.

#### Wind

Genesis 2:7

---

---

---

---

---

---

---

---

---

---

#### Fire

Exodus 3:2

---

---

---

---

---

---

---

---

---

---

Ezekiel 37:5, 14

---

---

---

---

---

---

---

---

---

---

Deuteronomy 4:10-12

---

---

---

---

---

---

---

---

---

---

Based on what you read in Genesis 2:7 and Ezekiel 37:5, 14, why is the sign of the sound of rushing wind on the Day of Pentecost particularly significant?

---

---

---

---

---

---

---

---

Based in the circumstances of the fire in Exodus 3:2 and Deuteronomy 4:10-12, what is the significance of the tongues of fire present on the Day of Pentecost in Acts 2?

---

---

---

---

---

---

---

---

## Reports from Acts

### They Spoke in Tongues

The initial Day of Pentecost is somewhat unique, yet the baptism in the Holy Spirit is not given once for all. The text of Acts shows that the baptism in the Spirit is available to all believers.

Many verses in Acts mention the infilling of the Holy Spirit accompanied by supernatural evidence. Look up the following passages and complete the chart. Describe the outward evidence of the inner filling.

| <b>Evidence of the Holy Spirit's Baptism as Recorded in Acts</b> |  |   |
|--|--|---|
| <b>Reference</b>   | <b>Setting</b>                             | <b>Outward Evidence of the Inner Filling</b>  |
| Acts 2:1–4   | The Day of Pentecost                       | All 120 believers who were present spoke in new languages as soon as they were filled with the Holy Spirit. |
| Acts 8:14–19   | New believers in Samaria                   |   |
| Acts 9:17–19   | Saul's conversion and baptism              |   |
| Acts 10:44–46  | The Gentile Cornelius's home               |   |
| Acts 19:1–7  | Paul's encounter with believers in Ephesus |   |

## Reports from Acts

### They Spoke in Tongues

The initial Day of Pentecost is somewhat unique, yet the baptism in the Holy Spirit is not given once for all. The text of Acts shows that the baptism in the Spirit is available to all believers.

Many verses in Acts mention the infilling of the Holy Spirit accompanied by supernatural evidence. Look up the following passages and complete the chart. Describe the outward evidence of the inner filling.

| <b>Evidence of the Holy Spirit's Baptism as Recorded in Acts</b> |  |  |
|--|--|--|
| <b>Reference</b>   | <b>Setting</b>                             | <b>Outward Evidence of the Inner Filling</b>   |
| Acts 2:1–4   | The Day of Pentecost                       | All 120 believers who were present spoke in new languages as soon as they were filled with the Holy Spirit.  |
| Acts 8:14–19   | New believers in Samaria                   | <u>Samaritan believers must have shown supernatural signs of being filled with the Spirit, because the magician, Simon, tried to buy the power to bestow the Holy Spirit on others. They likely spoke in other tongues according to the New Testament pattern.</u> |
| Acts 9:17–19   | Saul's conversion and baptism              | <u>We are not specifically told Saul spoke in tongues when he was filled with the Spirit, but 1 Corinthians 14:18 makes it clear that Paul spoke in tongues often.</u>   |
| Acts 10:44–46  | The Gentile Cornelius's home               | <u>The Holy Spirit came on the Gentile believers and they spoke in tongues and praised God.</u>  |
| Acts 19:1–7  | Paul's encounter with believers in Ephesus | <u>The Holy Spirit came on them and they spoke in tongues and prophesied.</u>  |