

SB-10059227-1456



Countries: AUSTRALIA, BRAZIL, CANADA, UNITED STATES, MEXICO, PUERTO RICO, NEW ZEALAND

Availability: ISIS

Major System: EZ-TECH SUPPORT

Current Language: English

Other Languages: [Français](#), [Español](#),

Viewed: 87224

Document ID: IK2700065

Revision: 106

Created: 12/10/2012

Last Modified: 8/26/2015

Author: Fausto Coloma

[Less Info](#)

Hide Details

Coding Information

Copy Link 	Copy Relative Link 	Bookmark View My Bookmarks	Add to Favorites 	Print 	Provide Feedback 	Helpful 252	Not Helpful 44
----------------------	-------------------------------	--	-----------------------------	------------------	-----------------------------	---------------------------	------------------------------

Title: EZTech Download Center

Applies To: All EZTechs

CHANGE LOG

Dealers: Please refer to the change log text box below for recent changes to this article:

08/26/2015 - Added latest DLB 15519 Database 206 & Meritor WABCO v11.5 software.
 08/25/2015 - Added NEW version of dlcGET 2.07 for NETS
 08/19/2015 - Added BETA software for CPA (Just for BETA testers as required per tech services personnel)
 08/17/2015 - Added NEW version 11 for Internet Explorer.
 07/30/2015 - Added NEW version of Adobe Flash Player 18.0.0.209. Also DLB & NavKal installers were updated as well with latest versions...



DESCRIPTION

The software update process is being done automatically by the "Symantec Altiris Client" on your computer. When the update is too large to be pushed out, a **SPLASH SCREEN** will appear on your computer to let you know that an update is needed also information on how to get the update will be displayed as well.

If the update is considered **CRITICAL**, the splash screen will continue to show up until you perform the update process on your EZ-Tech computer.

If you have not gotten an update needed through the Altiris Agent then you can download the update on demand using the links provided below.

NOTE: Please try to download from link #1 first. If you are having issues downloading from link #1 then try link #2.

NOTE: To properly login into our Navistar Teamsites Portal (Link # 1), please keep in mind the following:

Step 1



Step 2





For more detail information on how to login into our website....click [HERE](#)

IMPORTANT NOTES:




- (1) ALL programs shown below will need to be run logged into the "EZTechUser" (Default User Account). You don't need administrator rights to do any installation. All programs will install using our "administrator password". If you changed the administrator password, certain programs won't run.
- (2) ALL NEW Windows 7 EZ-Techs are up to date and ready to use on the field. Please do NOT update unless you run the EZ-Tech Updates Tool and you are told to do so.



TIME SAVER ADVICE:




To find out if you need updates on your computer, please download and execute the first: [Link#1](#) [Link#2](#)






	Software	Last Updated on	Description	File Name	Link #1	Link #2
B1	Bendix ACom version 6.5 <i>Windows XP only!</i>	06/13/2013	Brake System	This program will update your current version of Bendix ACom software to version 6.5	Click Here	Click Here
B1A	Bendix ACom version 6.8.3.2 <i>Windows 7 only!</i> 	04/02/2015	Brake System	This program will replace your current version of Bendix ACom software to version 6.8 The new software is needed for FLC-20 & TABS6.	Click Here	Click Here
B2	Meritor Wabco Toolbox version 10.3	01/17/2014	Brake System	This program will update your current version of Meritor Wabco Toolbox to version 10.3	Click Here	Click Here
B2A	Meritor Wabco Toolbox version 11.5 <i>Windows 7 only!</i> 	08/26/2015 NEW!!	Brake System	This program will upgrade your current installation of Meritor Wabco 11.2 or 11.3 on your computer to the NEW version 11.5. Upgrading to the NEW version 11.5 will not remove the license on your current installation. The license will remain active after this upgrade. IMPORTANT NOTE: The self-installer program needs to perform several operations to install the software including logging off and on from your computer. Please follow the instructions on screen and do NOT interrupt the installation process. Wait until the completion notice. SOFTWARE REGISTRATION: Every Dealer will be able to claim ONLY one Serial Number to	Click Here	Click Here







				<p>activate the software online. ONLY a Manager, Director or VP from the Dealership can claim the Serial Number from the Service Portal website. More Serial Numbers are available for sale on the Tools Catalog Online.</p> <p>To install this program, please do the following: (1) Download and save the installer from one of the two links offered; (2) Run the installer from the EZTechUser account and wait for the completion message. (3) The first time you open the software on your computer you will be told to register online. To do this, you will need only ONE piece of information: (a) Serial Key</p> <p>The web link to claim the Order Number and the Serial Number is HERE</p> <p>Important Notes: (1) For software installation problems, please open a case file for the EZ-Tech Support Group. (2) For software activation keys issues, please open a case file for the Tools Group.</p> <p>Once you Serial Number is claimed, it will date and time stamp with your user ID. The Serial Number can only be used once. It is not transferable.</p> <p>WARNING: Dealer's responsible to keep a record of the computer name & serial key provided when the software was activated. If the computer is reimaged, having this information will facilitate the reactivation process of the license.</p>		
B3	Bendix KBStarterConfig.ini Error	10/01/2013	Brake System	<p>This program will remove the error message about not being able to write to: \Bendix\KBStarter\KBStarterConfig.ini file.</p>	Click Here	Click Here
B4	Wabco Download Error Fix	08/21/2013	Brake System	<p>This program will help you to fix the "Download Error" message while trying to download the programming file from Service Portal (ISIS). More information can be found on IK0400114. This application will work for both versions 10.3 and 11.0.</p>	Click Here	Click Here
B5A	HBP Programmer v3.20	10/13/2013	Brake System	<p>This program is needed to program HEBF0001.</p>	Click Here	Click Here
B5B	HBP Programmer v3.31	09/05/2014	Brake System	<p>This program is needed only if programming HEAB0004 or workhorse programming.</p>	Click Here	Click Here
E1	Automatic Upgrade Fix Tool for Pending Upload Files!!	12/07/2012	Engine	<p>This tool will help you upload those stubborn vehicle files to our server. Just run it and follow the instructions!!</p>	Click Here	Click Here
E2	DLC Fleet Tool expires 12/15/15	07/01/2014	Engine	<p>This program will install on your computer's desktop the DLC Fleet Tool. This tool will NOT work on engines 2010 emission complaint as explained on IK2600074. On those cases you will need Servicemaxx.</p>	Click Here	Click Here






				Nothing was changed from the previous release, only the expiration date.		
E3	NETS 5.5.1 & dlcGET v2.06  Version 5.5.1 	07/20/2015 NEW!!	Engine	OFFICIAL RELEASE: This program will update your current version of NETS and also will update your version of dlcGET to 2.06 (Needed for with Nexiq USB-Link 2)	Click Here	Click Here
E4	NavKal Software release 39 Windows XP or 7! 	07/20/2015 NEW!!	Engine	OFFICIAL RELEASE: This program will install the NEW NavKal v1.0 software on your EZ-Tech. For more information, please click on the appropriate link: (1) IK2600213 : How to install NavKal (2) Quick Reference Guide Important Note: Please make sure your computer is connected to the internet while installing the software.	Click Here	Click Here
E4A	NavKal Software release 39 including calibration files! Windows 7 only!	07/30/2015 NEW!!	Engine	Normally after the installation of NavKal software using E4, the software will download the engine calibration files from our server. If your internet connection is too slow, you have the option to download this package once and install it on all EZ-Techs at your shop. This is NOT a different version from the one above (E4). Please be advised the size of the downloadable package is 518MB.		Click Here
E5	dlcGET v2.07 Updater	08/25/2015 NEW!!	Engine	This little program will upgrade your current version of dlcGET to 2.07 (Needed for Nexiq USB-Link 2)	Click Here	Click Here
E7	dlcGET Version Viewer	06/16/2014	Engine	This application will allow you to know what version of dlcGet you have on your computer.		Click Here
E8	CPA Registration Reset Software	12/17/2012	Engine	This little program will delete the current registration of the CPA software. The next time you open the CPA application, you will need to fill in the Dealer information again. Make sure you do this or you will have problems getting WAC codes.	Click Here	Click Here
E9	CPA Removal Tool	07/01/2014	Engine	This application will remove completely all versions of the CPA software from your computer. After running this tool you will need to install the FULL version of the CPA software using the link on E11B.	Click Here	Click Here
E11A	Cylinder Performance Analyzer Software (CPA) v6.0.10.1 UPGRADE Installation	03/20/2015	Engine	This program will UPGRADE your current CPA versions 4.0.0.6, 4.0.0.8, 5.0.10.0, 5.0.10.5 or 6.0.2.10 to the NEW 6.0.10.1 released 03/20/15 WARNING - PLEASE READ THIS! Only upgrade your dealer's EZ-Tech to CPA version 6.0.10.1 if you have received the new IPR block-off adapter 12-999-01-07 (essential shipment) and confirm that you have engine oil temperature (EOT) breakout tee ZTSE4602 (shipped a couple of years ago).	Click Here	

				<p>For more information on how to install this software please check:</p> <ul style="list-style-type: none"> a) Installation Instructions (PDF): Here b) IKnow article IK2700062. c) If you don't know what version of CPA you have on your computer... Please run the following tool: Here <p>Note: You will find the download links on the Installation Instructions document provided on (a)</p>		
E11B	<p>Cylinder Performance Analyzer Software (CPA) v6.0.10.1 FULL Installation</p> 	03/20/2015	Engine	<p>This FULL installation package is needed only if you are running older versions of the software: 2.0.149, 3.0.16 or 3.0.19 otherwise please use the UPGRADE package for a faster installation.</p> <p>WARNING - PLEASE READ THIS! Only upgrade your dealer's EZ-Tech to CPA version 6.0.10.1 if you have received the new IPR block-off adapter 12-999-01-07 (essential shipment) and confirm that you have engine oil temperature (EOT) breakout tee ZTSE4602 (shipped a couple of years ago).</p> <p>For more information on how to install this software please check:</p> <ul style="list-style-type: none"> a) Installation Instructions (PDF): Here b) IKnow article IK2700062. c) If you don't know what version of CPA you have on your computer... Please run the following tool: Here <p>Note: You will find the download links on the Installation Instructions document provided on (a)</p>	Click Here	
E11C	<p>BETA TESTERS ONLY</p> <p>This is not the production software, it is only intended for testing purposes when directed by tech services personnel.</p> <p>CPA v7.0.10.1 SFTP Test</p>	08/19/2015	Engine	<p>This installation package will remove the current production version and install this BETA edition of CPA software.</p>	Click Here	Click Here
E12	IPT Software Fix (72 hours error)	12/18/2012	Engine	<p>This program will remove the 72 hours LockUp error message while trying to run the IPT test on a vehicle.</p>	Click Here	Click Here
E13	IPT Software 2.03	01/17/2014	Engine	<p>This program will help you to upgrade your current version of IPT software to version 2.03.</p>	Click Here	Click Here
E14	<p>Prolific PL2303 Drivers for IPT Tool and/or IC4 USB to Serial adapter. Windows XP ONLY!!!</p>	08/07/2013	IPT tool / IC4	<p>This program will install the necessary drivers for the IPT tool prolific USB to Serial adapter. These drivers should be installed only when you connect the IPT tool or IC4 adapter and you get a popup window asking you for the location of the drivers. Windows XP only.</p>	Click Here	Click Here
E15	ServiceMaxx v41.4.2.201505111309	04/20/2015	Engine	<p>This package will install the NEW version of ServiceMaxx software on your EZTech. The new ServiceMaxx version does not rely on Java Web Start</p>	Click Here	Click Here

				when launched. It includes an embedded version, so say good bye to the "Unable to Launch" error message. To install this package just double click the executable and wait for the completion message. IMPORTANT NOTE: This new version of ServiceMaxx supports Java 7. However, other software still requires the use of Java 6u27. Please do not update the version of Java from your computer at this time.		
E16	EZ-Tech Navistar Launcher v4.1.0.5 Windows XP only!	07/14/2014	GUI Replacement	This package will install the NEW Navistar Launcher ONLY on your supported EZ-Tech computer. If required, the package will also install: (a).NET Framework 4.0 Also the package will remove the old GUI from startup and at the end of the installation it will allow the user to view the User's Guide. IMPORTANT NOTE: The software version 4.1.0.5 is a replacement for the old GUI only. Dealer must not use this version to upload health reports. Only the latest version can be used for this purpose. Please use a Windows 7 EZ-Tech to upload health reports.	Click Here	Click Here
E17	EZ-Tech Navistar Launcher v4.2.0.30 Windows 7 only! 	07/20/2015 NEW!!	GUI Replacement	This package will install the NEW Navistar Launcher ONLY on your supported EZ-Tech computer. Also the package will remove the old GUI from startup and at the end of the installation it will allow the user to view the User's Guide. The Navistar Launcher "Health Report" feature will NOT work with Movimento or IC4 adapters. IMPORTANT NOTE: This NEW version may require the user to enter the Dealer Information correctly to proper register the software with the EZ-Tech and prevent problems during the Health Reports uploading process. For more information please review IK2700079 .	Click Here	Click Here
E18	EZ-Tech Navistar Launcher Removal Tool 	03/13/2015	GUI Replacement	This package will REMOVE the Navistar Launcher application and the registration information from your computer. IMPORTANT NOTES: Please use this package only when you cannot use the Navistar Launcher due to a .NET error. After using this tool, you will need to install the application again using the links on E17.	Click Here	Click Here
E19	Diamond Logic Builder Version: 15519 Database: 206	08/26/2015 NEW!!	Body Builder	This package will install the NEW version of DLB software on your EZ-Tech. The new DLB version does not rely on Java Web Start when launched. It includes an embedded version, so say good bye to the "Unable to Launch" error message. To install this package just double click the executable and wait for the completion message.	Click Here	Click Here

				IMPORTANT NOTE: This new version of DLB supports Java 7. However, other software still requires the use of Java 6u27. Please do not update the version of Java from your computer at this time.		
E20	<p>Cummins DESA (Dynamic Engine System Analysis) Version: 1.5.0</p> 	04/29/2015	Engine	<p>This program will install the software DESA by Cummins on your EZ-Tech computer.</p> <p>Please install the software if requested by Cummins Tech Service to diagnose the Aftertreatment System.</p> <p>IMPORTANT NOTE: The DESA application requires a valid license to work. The license is available directly from Cummins. Open the application and click on "Help" for additional information on how to request a new or replacement license.</p>	Click Here	
V1	<p>Movimento NavLink- NavCoM 1.6.4</p> 	02/03/2014	Vehicle Adapter	<p>This program will update your computer with the latest drivers 1.6.4 for the Movimento adapter. If you already have this version, the program will "repair" the current installation to ensure that the drivers are installed correctly. Please be advised that this vehicle adapter will NOT work with the Navistar Launcher to retrieve the Health Reports.</p>	Click Here	Click Here
V2	<p>Nexiq USB-Link drivers 9.5.0.0 Windows XP or 7!</p> 	06/08/2015 NEW!!	Vehicle Adapter	<p>This program will update your drivers for the Nexiq USB-Link 1 vehicle adapter.</p> <p>IMPORTANT NOTES: (1) The new version 9.5.0.0 is working fine with ServiceMaxx and Diamond Logic Builder. This version is the latest available from Nexiq.</p>	Click Here	Click Here
V2-1	<p>Nexiq USB-Link 2 drivers 1.3 Windows XP or 7!</p> 	06/08/2015 NEW!!	Vehicle Adapter	<p>This program will install the drivers for the NEW Nexiq USB-Link 2 adapter.</p> <p>Please be advised that the Nexiq USB-Link 2 is NOT compatible with Automatic Upgrade at this time.</p> <p>To use NETS, please update your computer with the new dlcGETv2.06.</p> <p>NavKal works fine with this vehicle adapter.</p> <p>IMPORTANT NOTES: (1) These drivers are needed only if you have the USB-Link 2 adapter (See Picture) (2) The same computer can use either adapter. These drivers will not remove the drivers for the USB-Link 1 adapter. (3) If after the installation, the program tells you to open a case file due to an error....please check if the new adapter shows up on ServiceMaxx as USB-Link 2. If the device is showing up, you can ignore the error.</p>	Click Here	Click Here

V3-1	Dearborn DPA4+ version 1.31 (Multi Driver)	10/22/2013	Vehicle Adapter	DG now has multi-application-capable RP1210B compliant drivers. This set of drivers allows a user to run multiple RP1210 applications simultaneously using the DPA 4 Plus. For example, you could run Cummins INSITE(tm) while using DG Diagnostics to record data bus traffic.	Click Here	Click Here
V3-2	Dearborn DPA4+ version 6.05 (CD version) 	09/23/2013	Vehicle Adapter	Dearborn Legacy DPA 4+ Installation CD (DG121032)	Click Here	Click Here
V4	Dearborn DPA5 USB 	03/13/2015	Vehicle Adapter	Dearborn DPA 5 Multi USB version 1.37	Click Here	Click Here
V5a	Noregon  DLA+ Adapter	07/07/2015 NEW!!	Vehicle Adapter	Noregon JPRO DLA+ Installer version 3.3.5597.1	Click Here	Click Here
V5b	Noregon  DLA+ PLC Adapter	07/07/2015 NEW!!	Vehicle Adapter	Noregon JPRO DLA Plus PLC Installer version 3.3.5597.1	Click Here	Click Here
V5c	Noregon  DLA+ Wireless Adapter	07/07/2015 NEW!!	Vehicle Adapter	Noregon JPRO DLA Plus Wireless Installer version 3.3.5597.1	Click Here	Click Here
V6	Cummins INLINE 5 driver 5.6.5.4 	08/07/2013	Vehicle Adapter	This program will install the latest drivers 5.6.5.4 for the Cummins INLINE 5 adapter on your computer.	Click Here	Click Here

V7	Cummins INLINE 6 driver 6.4.1.0 	03/16/2015	Vehicle Adapter	This program will update your current drivers to 6.4.1.0. The firmware for your adapter will also need to be updated to 6.41	Click Here	Click Here
T1	Allison DOC Launcher	06/13/2013	Transmission	This application will launch the Allison DOC program as an administrator so you will be able to install the updates by yourself.	Click Here	Click Here
T2	Allison DOC Updater from version 11.0 to 11.6	04/16/2014	Transmission	This application will update your current installation of Allison DOC 11.0 to the latest 11.6.	Click Here	Click Here
T3	Allison DOC 12.0 Installer (638MB download) 	08/21/2014	Transmission	This program will install the NEW Allison DOC software version 12 on your EZ-Tech. IMPORTANT INFORMATION - PLEASE READ CAREFULLY Having a valid license for Allison DOC 10+ or 11+ does not provide you with upgrade rights for Allison DOC 12+. A new license will be required (Upgrade License).	Click Here	
T4	Allison DOC 12.1 Updater 	08/21/2014	Transmission	This program will upgrade your current installation of Allison DOC 12 to 12.1	Click Here	Click Here
T5	Allison DOC 13.0 Installer (515MB download) 	04/09/2015	Transmission	This program will install the NEW Allison DOC software version 13 on your EZ-Tech. IMPORTANT INFORMATION - PLEASE READ CAREFULLY Having a valid license for Allison DOC 10+, 11+ or 12+ does not provide you with upgrade rights for Allison DOC 13+. A new license will be required (Upgrade License).	Click Here	
T6	Allison DOC Software Remover (Version 9, 10, 11, 12 and 13) 	04/02/2015	Transmission	This program will remove Allison DOC versions 9, 10, 11, 12 & 13 from your EZ-Tech. It will NOT remove the Allison DOC Advanced Help application.	Click Here	Click Here
T7	EATON ServiceRanger 2.8	01/17/2014	Transmission	This program will update your current version of ServiceRanger 2.6 to 2.8. This program is still needed for old transmissions.	Click Here	Click Here
T8	ServiceRanger 4.0 Tool Program Updates	03/26/2014	Transmission	This tool will help you to install updates on your EZ-Tech computer without admin rights. Just run the tool and follow the instructions on the screen. After you install this program, you will always be able to update ServiceRanger 4.0 using the "icon" located on the system tray (next to the clock).	Click Here	Click Here
T9	ServiceRanger Version: 4.0.2331.0	11/13/2014	Transmission	IMPORTANT INFORMATION - PLEASE READ CAREFULLY This package will install the NEW SR 4.0 from Eaton on your EZ-Tech	Click Here	Click Here



computer. Please be advised that ServiceRanger 3.0 is no longer available since 03/26/2014.

Every Dealer will be able to claim ONLY one Serial Number to activate the software online. ONLY a Manager, Director or VP from the Dealership can claim the Serial Number from the Service Portal website. More Serial Numbers are available for sale on the [Tools Catalog Online](#).

To install this program, please do the following:

- (1) Download and save the installer from one of the two links offered;
- (2) Run the installer from the EZTechUser account and wait for the completion message.
- (3) The first time you open the software on your computer you will be told to register online. To do this, you will need to have 2 pieces of information:
 - (a) Order Number, and;
 - (b) Serial Number

The web link to claim the Order Number and the Serial Number is [HERE](#)

Find more information on the Special Field Notification: [SFN-14-06](#)

LICENSE RENEWAL INFORMATION:

The Eaton Service Ranger 4 licenses that were assigned to dealers as part of the Essential Tool Program are due to Expire on March 21, 2015. You will see a message that Service Ranger 4 is due to expire soon when the program is launched. No action is required on your part, all essential Service Ranger licenses will be renewed automatically. Any Eaton Service Ranger 4 licenses purchased directly from Navistar will be renewed based on date of purchase.




Important Notes:


- (1) For software installation problems, please open a case file for the EZ-Tech Support Group.
- (2) For software activation keys issues, please open a case file for the Tools Group.
- (3) Once you Serial Number is claimed, it will date and time stamp with your user ID.

The Serial Number can only be used once. It is not transferable.


WARNING: Dealer's responsible to keep a record of the computer name & serial key provided when the software was activated. If the computer is reimaged, having this information will facilitate the reactivation process of the license.

			<p>computer. Please be advised that ServiceRanger 3.0 is no longer available since 03/26/2014.</p> <p>Every Dealer will be able to claim ONLY one Serial Number to activate the software online. ONLY a Manager, Director or VP from the Dealership can claim the Serial Number from the Service Portal website. More Serial Numbers are available for sale on the Tools Catalog Online.</p> <p>To install this program, please do the following:</p> <ul style="list-style-type: none"> (1) Download and save the installer from one of the two links offered; (2) Run the installer from the EZTechUser account and wait for the completion message. (3) The first time you open the software on your computer you will be told to register online. To do this, you will need to have 2 pieces of information: <ul style="list-style-type: none"> (a) Order Number, and; (b) Serial Number <p>The web link to claim the Order Number and the Serial Number is HERE</p> <p>Find more information on the Special Field Notification: SFN-14-06</p> <p>LICENSE RENEWAL INFORMATION:</p> <p>The Eaton Service Ranger 4 licenses that were assigned to dealers as part of the Essential Tool Program are due to Expire on March 21, 2015. You will see a message that Service Ranger 4 is due to expire soon when the program is launched. No action is required on your part, all essential Service Ranger licenses will be renewed automatically. Any Eaton Service Ranger 4 licenses purchased directly from Navistar will be renewed based on date of purchase.</p> <p>Important Notes:</p> <ul style="list-style-type: none"> (1) For software installation problems, please open a case file for the EZ-Tech Support Group. (2) For software activation keys issues, please open a case file for the Tools Group. (3) Once you Serial Number is claimed, it will date and time stamp with your user ID. <p>The Serial Number can only be used once. It is not transferable.</p> <p>WARNING: Dealer's responsible to keep a record of the computer name & serial key provided when the software was activated. If the computer is reimaged, having this information will facilitate the reactivation process of the license.</p>		
T10	ServiceRanger 4.0 - Uninstaller ONLY	07/07/2015 NEW!!	Transmission This application will remove the ServiceRanger 4.0 from your computer. This step is necessary to ensure a clean installation	Click Here	Click Here

				of version 4.0.2331.0 or while directed by tech support. Important Note: Be advised that by removing the software you will removing also the license/activation of it. Before you use this app, make sure you have all necessary information to reactivate the software with Eaton. Navistar do not keep records about software activations.		
M1	EDiTH version 4.10	04/04/2014	ESPAR Heaters	The EDiTH software is needed to troubleshoot the ESPAR heaters installed on certain vehicles running on extremely cold weather.	Click Here	Click Here
M2	Midtronics EXP HD IR Reader v1.0	06/13/2013	Battery Tester	This program will install the Midtronics software needed to use the Battery Tester Tool.	Click Here	Click Here
M2A	Midtronics EXP HD IR Reader v1.4	06/08/2015 NEW!!	Battery Tester	This program will install the new version 1.4 required for the NEW 2015 Battery Tester. WARNING: This NEW version is NOT compatible with the older model of the Battery Tester. Please install this update only if directed by Tech Services.	Click Here	Click Here
M3	IsoView 7.3	06/17/2014	Graphics Viewer	This program will install ArborText IsoView 7.3 on your computer. This application is needed for viewing circuit diagrams and other graphics inside ISIS. Fully compatible with IE10.	Click Here	Click Here
M4	Stoneridge Cluster Reflash Tool	10/28/2014	Cluster Programming	Please read IK800485 first before you use this tool. The IKnow article explains in detail the procedure to reflash the common cluster NGV and the HDDL2 for 5000/9000 (9900i/PayStar).	Click Here	Click Here
U0	Adobe Flash Player 18.0.0.209 	07/30/2015 NEW!!	Utilities	Run this program to install the latest version of Adobe Flash Player on your computer.	Click Here	Click Here
U0A	Adobe Shockwave Player v12.1.8.158 	06/08/2015 NEW!!	Utilities	Run this application to install the latest version of Adobe Shockwave Player on your computer. This application is used to display certain training videos from Cummins.	Click Here	Click Here
U1	One Click Fix for "Unable to Launch"	08/07/2013	Utilities	This IKnow article will provide you with the right tools to fix the installation of Servicemaxx, Helios, DLB and Automatic Upgrade when you received the message "Unable to Launch" when you try to launch the application	Click Here	Click Here
U2	Apache OpenOffice v4.11 The Free and Open Productivity Suite 	07/07/2015 NEW!!	Utilities	This program will install the complete suite for OpenOffice product: Writer (Word), Calc (Excel), Impress (PowerPoint), Draw, Base & Math. The software is compatible with other major office suites. Important Note: The software is not supported by Navistar. It is supported by the software developer. More info: www.openoffice.org	Click Here	Click Here

U5	Internet Explorer 11 Windows 7 only!	08/17/2015 NEW!!	Utilities	<p>This will upgrade your current version of Internet Explorer to the latest version 11. Your computer will need to be connected to the internet to perform this upgrade.</p> <p>The auto-installer will complete the installation after the computer restarts. Please wait for the script finalizes the optimization for IE11.</p>	Click Here	Click Here
U6	Microsoft Access Database Engine 2010 (Needed for INSITE 8.0)	06/17/2014	Utilities	<p>This package will install the NEW Microsoft Access Database Engine 2010 needed for Cummins INSITE 8.0. This program is NOT installed by default on some computers and it will be needed to prevent error after the activation process.</p>	Click Here	Click Here
U7	EZ-Tech Updates Reporting Tool 	07/30/2015	Utilities	<p>This application will generate a report of what updates are needed on your EZ-Tech computer.</p> <p>New version will generate an HTML report with links to download the required updates.</p>	Click Here	Click Here

Please e-mail suggestions or concerns about the Download Center to: fausto.coloma@navistar.com

 Hide Details
Feedback Information

Viewed: 87223

Helpful: 252

Not Helpful: 44

No Feedback Found