


# 満開 IN BLOOM

A PUBLICATION FROM WATERFRONT BOTANICAL GARDENS

SPRING 2021



WATERFRONT  
BOTANICAL  
GARDENS



## A LETTER FROM OUR PRESIDENT

## 理事長からの メッセージ

An opportunity was afforded to WBG and this region when the stars aligned exactly two years ago! We found out we were receiving a donation of 24 bonsai trees, the Graeser family stepped up with a \$500,000 match grant to get the Japanese Garden going, and internationally renowned traditional Japanese landscape designer, Shiro Nakane, visited Louisville and agreed to design a two-acre, authentic Japanese Garden for us.

From the beginning, this project has been about people, serendipity, our community, and unexpected alignments. Mr. Nakane first visited in September 2019, three weeks before the opening of the Waterfront Botanical Gardens. He could sense the excitement for what was happening on this 23-acre site in Louisville, KY. He made his commitment on the spot.

Since that time, he visited again in March 2020. We have had multiple Zoom calls with his team and have shared hundreds of emails. Working with the Nakane team has been a wonderful learning experience, as have all our efforts, struggles, and successes associated with this project. I have learned about Japanese culture, business practices, communication, and the importance of nature in our lives.



LEFT TO RIGHT: KENJI TASHIRO, YUKIHIRO NAKANE,  
KURT GRAESER, KASEY MAIER, DAVID GRAESER, SHIRO NAKANE

Japanese Gardens were often built with tall walls or hedges so that when you entered the garden you were whisked away into a place of peace and tranquility, away from the worries of the world. A peaceful, meditative garden space can teach us much about ourselves and our world.

With the building of this authentic Japanese Garden we will learn many new things, both during the process and after it is completed. We will enjoy peaceful, quiet times in the garden, social times, moments of learning and inspiration, and moments of deep emotion as we witness the impact of this beautiful place on our children and grandchildren who visit our garden.

Once we raise the funds to get started with this elegant addition to the landscape of our region, we will witness the building of a cultural center in Louisville that will remain long after we are gone. Join us in learning more about the Japanese Garden while it is being built by Japanese craftsmen. Enjoy a walk over the arched bridge, a visit to the amazing bonsai garden, and an authentic tea ceremony in the Tea House. I believe you and I will be changed forever.

Kasey

Kasey Maier, President

### 花鳥風月 “Kachou Fuugetsu”

—Japanese Proverb

Literally translates to  
Flower, Bird, Wind, Moon.  
Meaning experience  
the beauties of nature,  
and in doing so, learn  
about yourself.

## OUR VISION

Planting seeds and growing minds  
for more sustainable cities.

### STAFF

**Kasey Maier**  
President

**Jeff Cummins**  
Director of Finance  
and Operations

**Jamie Burghardt,**  
Director of  
Horticulture and  
Education

**Lesley Kinney**  
Director of  
Development

**Shalonda Brown**  
HR Administrator

**Elizabeth Chandler**  
Development  
Manager

**Allison Whitehouse**  
Adult Engagement  
Manager

**Andrew Hagerty**  
Lead Horticulturist

**Amy Defigueiredo**  
Staff Accountant

**Wanda Peck**  
Youth Education  
Specialist

**Duncan Cherry**  
Office Manager

**Chelsea Hicks**  
Horticulturist

**Dan Cash**  
Facilities Coordinator

**Ryeshia Reves**  
Special Events  
Manager

**Kat Rivers**  
Adult Education  
Coordinator

**Brett Shepherd**  
Director of Capital  
Campaigns

### OFFICERS OF THE BOARD

**Jon Salomon**  
Chair  
Partner, Tachau  
Meek PLC

**Nejma Piagentini**  
Vice-Chair  
Environmental  
Scientist

**David Grey**  
Secretary

Senior Data Scientist  
of Global Production,  
Brown-Forman

**Susan Howard,**  
Treasurer

Assistant Director of Tax  
Services, Dean Dorton  
Allen Ford, PLLC

Shiro Nakane was born in Kyoto in 1950. He received his first lessons in traditional Japanese Garden design as a very young child from his father, noted Japanese Garden designer, Kinsaku Nakane, the former President of the Osaka University of Arts.

Mr. Nakane graduated from the Gakushuin University in Philosophy in 1975, and joined the staff of the Nakane Garden Research Institute that same year.

His career started as a first class supervision engineer for landscape gardening construction. In 1985, he was promoted to Executive Vice President of the Nakane Corporation, and became President in 1995, following in the footsteps of his father.

**1995 Director, International Federation of Landscape Architects of Japan**

**2000 Director, Japanese Institute of Japanese Garden**

**2012 Councilor of the Japan Garden Society**

**Excerpts from “Structure in the Japanese Garden,”  
The Antioch Review, Volume 64, Number 2, 2006  
by Shiro Nakane:**

Building a garden is like painting on a three-dimensional canvas. Rocks are one of the most important elements. They are arranged according to the laws of perspective, in well-balanced compositions based upon the triangle. But the master Japanese gardener learns his craft through natural observation, not theoretical study. As in a painting, literalism and abstraction play a part in the Japanese Garden; we judge each in terms of both composition and technique.

**THE FORMATIVE BEAUTY OF ISHIGUMI  
(ROCK ARRANGEMENT):**

...the apparent admiration and esteem enjoyed by the Japanese Garden throughout the world is presumably attributable to the recognition of its universal artistic merits, which transcend all racial, religious, and cultural differences.

Upon examining the design features and botanical cultivation of Japanese Gardens, one also notices the astonishing extent to which these have conformed to changes in the environment. Research into the classic aspects of Japanese Gardens could conceivably shed light on the urgent challenge to modern society presented by environmental considerations and attempts to coexist with nature.

Japanese Gardens, with their history of 1,400 years and the traditional design features that have persisted in this sphere, are of profound historical interest as regards investigation of the Japanese classics. In addition, they provide training with respect to the techniques of natural and subtle balancing or harmonization in the formative arts and elucidate the challenges of ensuring harmony with nature and developing methods for their control and application. These important aspects of the art, which transcend a mere appreciation of the garden, appear to contain answers to the vital questions at hand.

“Reproduction of natural environment” and “coexistence with nature” are not so difficult. The traditional techniques and attitude of the Japanese were originally based on coexisting with nature, saving resources, and decreasing waste materials.

I hope the essential beauty of the Japanese Garden will give you an enlightened appreciation of the Japanese Garden that will enable you to incorporate its elements into your own garden designs, creating something like the best of the Japanese Gardens, something that springs from your unique sense of the natural world.

**COVER FLORA**

Front: Japanese Apricot (*Prunus mume*)

Back: Japanese Iris (*Iris ensata*)

**BOARD OF  
DIRECTORS**

**Margaret Bell**  
Retired, Former  
Managing Director, Fort  
Washington Investment  
Advisors

**Greg Braun**  
Owner & Founder, Maid  
in Louisville

**Gordon Brown**  
Retired, Former  
President & CEO, Home  
of the Innocents

**Greg Buccola**  
Managing Principal,  
KPF Consulting  
Engineers

**Karen Dahlem**  
President, Dahlem  
Consulting

**Kevin Fennell**  
Senior Director of  
Design, 21c Hotels

**Matt Gardiner**  
Owner & President,  
Boone Gardiner  
Landscape and Farm

**Margaret (Peggy) Grant**  
Retired, Stites &  
Harbison PLLC

**Dominic Gratto**  
Senior Director  
of Construction,  
CVS Health

**Will Greene**  
Owner, Vanguard  
Cleaning Solutions of  
Louisville & Lexington

**Bob Hill**  
Retired, Owner, Hidden  
Hill Nursery

**Caroline Lussky**  
Pharmaceutical Rep,  
Ascend Therapeutics

**Scott Neff**  
Co-CEO, The Glenview  
Trust Company

**Merry-Kay Poe**  
President, Unbridled  
Films LLC

**Chase Sanders**  
Payment Integrity  
Analyst, The Rawlings  
Group

**Valerie J. Smith**  
Tourism Consultant,  
Photographer

**Kenisha Thompson**  
Gray Matter Strategy  
Consulting

**Brian Voelker**  
Director, Care Marketing,  
Humana

**Bill Wade**  
National Program  
Director, BMW  
CCA Foundation

**Gerry-Lynn  
Wichmann, MD**  
Medical Director  
of Substance Use,  
Louisville Veterans  
Affairs Medical Center

# Updated Master Plan

# 最新のマスタープラン



**The original master plan, released in 2014 by Perkins+Will, has recently been updated.**

The Visitor Center remains on the western side of the site and still includes a green roof atop an entrance lobby, exhibit space, cafe, gift shop, and administrative office. The pedestrian walkway connects the future parking lot farther west and

across Frankfort Avenue. The walkway is ADA-accessible, traverses a water feature in the northwest corner of the property and through the curving paths of a hillside Welcome Garden. The path meets the vehicle drop-off area on the south side of the Visitor Center just outside the main lobby and utilizes the current driveway entrance from Frankfort Avenue.



The glass Conservatory (Phase III) comprises 30,000 square feet of multilevel horticultural display beds. The roof rises some 75 feet, allowing for exotic tropical trees and palms to bring distant plant ecosystems to the region. In addition, a quarantine lab with delivery dock will permit for plant exchanges and the lower level will house offices, a workshop and conference room.

Additions to the updated 2021 Master Plan include a hillside amphitheater next to the Children's Garden, a small arboretum and Palisades Garden adjacent to the Conservatory and an outdoor event lawn called the Beargrass Lawn. This area is on the east side of the Japanese Garden and just above Beargrass Creek on the property's east side.



For more information about the Master Plan, please visit: [waterfrontgardens.org/master-plan/](https://waterfrontgardens.org/master-plan/)



日本庭園のコンセプト

# Japanese Garden Concept



# Anticipating Living Landscapes of the Japanese Garden

BY JAMIE BURGHARDT

The first year of discussion on the Japanese Garden focused heavily on the layout, engineering, contractual, and fabrication questions on our ambitious project. With a general schematic design of the garden in hand, we have an idea of where groves of trees, hedges, woodland screens, bonsai-shaped pine trees, or large-scale pruned shrubs are planned. We've not finalized the list of plant species for use across the Japanese Garden yet – and this creates a mental whirlwind of questions about the possibilities. It creates an anticipation that is nearly as anxious, energetic, and frantic as a garden grasshopper.

My fellow grasshoppers, it's time for that very same feeling of anticipation and the wonder of possibilities that will soon materialize in a final planting plan of our Japanese Garden. There are differences in views and ideas when talking gardens and experiencing nature between the East and West.

この地に根づく  
日本庭園を  
目指して



**Jamie Burghardt**  
Director of Horticulture  
& Education

## THE MEETING OF TWO WORLDS

Over 150 years ago, Westerners were so enamored with the reopening of Japan to international trade, that *anything* with a hint of being Japanese was copied or desired. Back then, artists stylized what they thought was Japanese and incorporated it into compositions. The effect was an odd, inauthentic westernized idea of what Japanese art and culture *should* resemble, or what was needed to make it *seem* Japanese.

The same comment could be true for many casual designs of Japanese Gardens across America that were made in the 20<sup>th</sup> century. Is the design formula simply planting a dwarf pine with a circular ring of gravel mulch and a stone lantern as an accent what makes a Japanese Garden? No, but it certainly is a Westernized, simplified, and incomplete rendition.







What makes us American gardeners and designers comfortable – such as experimenting with a larger number of different plants, widespread use of floral color in annuals, perennials and shrubs, and a seasonal infatuation that’s foremost on spring and early summer – would look odd in a landscape artfully created with a Japanese hand. The Japanese Garden places plant form over plant flower, visual interest enduring across the entire year, and plant visual variety is obtained with fewer plant species, but with more training and shaping of those plants. It’s about creating an ambiance, not a display of huge biodiversity. It’s a garden that is a perfected natural style. There is symbolism, but also much function.

## 72 MICRO-SEASONS

Our awareness and perspective on the seasons is different than those embraced by the Japanese. Americans attest there are four seasons, and many people here are blissfully unaware of the natural happenings that announce the arrival or departure of those four seasons. The Japanese have 72 micro-seasons which further dissect the year into 24 seasons, each with three mini-seasons that occur within a window of about four or five days. Such a detailed calendar of seasons makes you stop to observe, appreciate, and experience nature.

Perhaps the easiest example of a micro-season would be to mention when our native flowering dogwoods are in bloom. It seems everyone is aware of this seasonal occurrence and is so regretful it doesn’t coincide with Derby weekend. Or, the date in November when the neighborhood ginkgo tree

magically drops all its leaves. Examples of Japan’s micro-seasons include the brief window in March when sparrows start to nest, when hawks learn to fly in mid-July, when rice ripens in early September, and when the deer shed antlers in late December. It is a culture that is in tune with the happenings of the natural world around it. Something of which a nature-blind urban society can only yearn to gain an awareness.

Every visitor will be challenged to stop and absorb nature and its breathtaking calendar that is immune to the rhythms of human activities. This is our Japanese Garden.

## WEIGHING THE OPTIONS, PRIORITIZING POSSIBILITIES

By midsummer 2020, the Nakane design team presented a schematic design outlining vegetation ingredients of the Japanese Garden. All around the authentic wooden entrance gates, houses and bridges formed the initial drawn tapestry of symbols for groundcovers, trees, and shrubs. There are seven key horticultural components that require discussion to complete the design and create a final plant list.

The only plant feature specifically named is an extensive hedgerow of Cornelian cherry (*Cornus mas*) encircling the entire two-acre garden. Just inside this hedge is a screening backdrop dubbed the “surrounding wood.” From inside the Japanese Garden, these background “woods” enclose the space in all directions to form a natural enclosure. There is one lone bamboo grove next to the authentic teahouse. The sound of bamboo culms and leaves in the...

# Anticipating Living Landscapes

*of the Japanese Garden - cont.*

...wind is a key experience to this garden area. There is a general “colony of aquatic plants” at the eastern lake edge by a pebble beach. Adjacent to the beach is an autumn grassland that announces fall’s arrival with golden leaf blades and pale seed heads. Bonsai-shaped pine trees on two islands in the lake will be a focal feature year round. In similar manner, a massed planting of dome-shaped shrubs will evoke the look of distant hills or forests. Perhaps the most familiar horticultural feature to the average American would be the cherry tree promenade, which will be a highlight in March and April.

As an American botanical garden, we strive to maximize biodiversity while making sustainable plant selections. For Japanese authenticity, we must utilize plant materials that are conducive to the contrived nature, symbolism, and functionality of the Japanese design and composition. We need a local or regional source for plants as well as plant sizes that will bring some scale and substance to the Japanese Garden

この地に根づく  
日本庭園を  
目指して - 続き

after installation. What role can Southeastern native plants play in a reinvention of a modern Japanese Garden? Is there an appropriate application for eastern redbud (*Cercis canadensis*), witch alder (*Fothergilla spp.*), oakleaf hydrangea (*Hydrangea quercifolia*), or American beautyberry (*Callicarpa americana*)?

Evergreen trees provide a strong foundation for fall and winter interest and year-round structure. Will specimen Japanese white (*Pinus parviflora*), Swiss stone (*P. cembra*), and lacebark (*P. bungeana*) pines be trained to look like aged, windswept specimens near the walkways? Should Oriental spruce (*Picea orientalis*), Hinoki cypress (*Chamaecyparis obtusa*), Japanese zelkova (*Zelkova serrata*), kou-sa dogwood (*Cornus kousa*), and Japanese cedar (*Cryptomeria japonica*) provide the visual structure to the surrounding woods? In a traditional Japanese Garden, evergreen azalea (*Rhododendron spp.*) or boxwood (*Buxus spp.*) respond well to tight shearing into dome-like mounds because of their small leaves

## WATERFRONT BOTANICAL GARDENS JAPANESE GARDEN SPONSORSHIPS

### Tea House - *Chashitsu* #10

The chashitsu is made of wood, and designed to harmonize with the surrounding garden.

**\$1,000,000**

### Pond - *Shinji-ike* #7

The pond is fed by the waterfall and streams and will be stocked with koi.

**\$500,000**

### Stream - *Yarimizu* #5,6

The stream symbolizes eternal renewal and the flow of time.

**\$600,000**

### Summer House - *Yokaze* #12

The stream will flow under the summer house, so guests can sit in it with their feet in the stream.

**\$250,000**

### Japanese Entrance Gates - *Mon*

#### • The South (Main) Gate #1

It will be the main entrance and will include a ticket booth.

**\$500,000**

#### • The West Gate #3

It is an imposing ornate gate, but large enough for service vehicles.

**\$400,000**

#### • The North Gate #2

It will be smaller but more ornate.

**\$350,000**

#### Waterfall - *Taki* #4

**\$250,000**

Waterfalls are a great source of beauty in Japanese Gardens, contributing to the expression of nature and the soundscape.

#### Arched Bridge - *Soribashi* #18

The arched bridge, with its distinctive red-orange color, is probably the most representative feature of a Japanese Garden.

**\$250,000**

2x

### DOUBLE YOUR DONATION!

Every dollar you give to support the Japanese Garden will be **matched up to \$500,000** by the Graeser family





and ability to rejuvenate from bare twigs. However, neither are ideal long-term landscape choices for our area. Does this mean a shift to Japanese holly (*Ilex crenata*) or glossy abelia (*Abelia x grandiflora*) as substitutes? Instead of invasive Japanese silvergrass (*Miscanthus sinensis*), native switchgrass (*Panicum virgatum*) will provide a similar and more responsible fall display.

A tall bamboo (*Phyllostachys sp.*) specimen must be cold hardy to -10 F, but also requires a concrete barrier to prevent unwanted rhizome spread. Will deciduous magnolias find a place to complement numerous cherry trees? The star magnolia (*Magnolia stellata*) is actually indigenous to Japan. Will its white flowers be accompanied by the Okame

(*Prunus 'Okame'*), Higan (*P. subhirtella*), and Yoshino cherry (*P. x yedoensis*) blossoms or be preceded by the blooms of Japanese apricot (*P. mume*)? As for groundcovers, can turfgrass be diminished in order to grow sweeps of juniper (*Juniperus horizontalis*), short-stature ferns, Allegheny spurge (*Pachysandra procumbens*), dwarf mondo grass (*Ophiopogon japonicus*), lilyturf (*Liriope muscari*), or Russian arborvitae (*Microbiota decussata*) in any areas?

Have a little more patience, grasshoppers. The future is definitely filled with horticultural anticipation as we embark on finalizing the planting list for the Japanese Garden. Be joyful and relieved that in Japan, us grasshoppers are symbols of good luck.

## ウォーターフロント植物園 日本庭園スポンサーシップ

### Zig-Zag Bridge - *Yatsunashi* #19

Zig-Zag bridges encourage those who cross it to slow down, watch their step, and take in the present.

**\$100,000**

### Dry Landscape Garden - *Karesansui* #13

Dry landscape gardens represent water surfaces and wave motions through sand patterns.

**\$100,000**

### Cherry Tree Promenade - *Sakura* #15

The Japanese Cherry Tree represents the fleeting nature of existence and the need to live in the present.

**\$100,000**

### Tea Garden - *Roji* #11

Tea Gardens call to mind a stroll through the forest path and transport you to a quiet place where your everyday concerns are forgotten for a moment.

**\$50,000**

### Island in the Pond or Lake (2)

- *Kojima* #8 Tsuru and Kame (the crane and tortoise)

**\$50,000**

- Autumn Grassland - *Aki No Sogen* #16

**\$50,000**

Grasses continue to flourish throughout multiple seasons once flowers are long gone, evoking a hint of sadness at the passing of the year.

### Pebble beach #9

The pebble beach consists of smooth, dark stones representing the foam of an ocean in stark contrast to the greenery surrounding it.

**\$25,000**

### Stone Bridge (2) - *Ishibashi* #20

When taking a meditative stroll through the garden, the bridge prompts us to shed worldly concerns and be fully present in the beautiful garden.

**\$25,000**

# Japanese Garden

## *A Place for Reflection*

日本庭園  
想いをめぐらす  
ところ


- 1 Main Gate / 正門
- 2 North Gate / 北門
- 3 West Gate / 西門
- 4 Big Waterfall / 大滝
- 5 Mountain Stream / 溪流
- 6 Yarimizu (Shallow, curving garden stream / 遺水 (曲水)
- 7 Shinji-ike Pond (Heart Shaped Pond) / 心字池
- 8 Tsuru-jima Island, Kame-jima Island  
(Crane and Turtle Island) / 鶴島、亀島
- 9 Pebble Beach / 洲浜
- 10 Tea House / 茶室
- 11 Tea Garden / 茶庭
- 12 Summer House / 四阿
- 13 Karesansui (Dry Landscape) Garden / 枯山水庭園
- 14 Bonsai Display Garden / 盆栽園
- 15 Cherry Tree Promenade / 春の庭
- 16 Autumn Grassland / 秋の草原
- 17 Colony of Aquatic Plants / 水生植物群落
- 18 Arched Bridge / 反橋 (太鼓橋)
- 19 Yatsubashi (Zig-Zag) Bridge / ハッ橋
- 20 Stone Bridge / 石橋
- 21 In Stream Stepping Stones / 沢飛石
- 22 Hedge (Cornus mas) / 生垣
- 23 Surrounding wood / 植込
- 24 Okarikomi (Large Scale Pruned Shrubs) / 大刈込
- 25 Bamboo Grove / 竹林
- 26 Bonsai (Bonsai Shaped Pine Trees) / 仕立物松(盆栽松)





 中根庭園研究所  
Nakane  
Garden Research &  
Landscape Consultant Co.



 learn more about the  
Japanese Garden here:  
[waterfrontgardens.org](http://waterfrontgardens.org)

# WBG Japanese Tea House

茶室-デザイン・  
コンセプト

## *Design Concept*

BY TAKASHI KOMURATANI, TAIKO CONSTRUCTION INC.

The WBG Japanese Tea House will be designed using traditional architectural methods and techniques, so as to introduce the Japanese tea ceremony - one of the most prestigious cultural assets of Japan. The design will integrate the four principles known to encapsulate the basic spirit of the ceremony: wa (harmony), kei (respect), sei (purity) and jaku (tranquility), and allow it to harmonize with the beauty of the adjacent Japanese Garden and the surrounding amazing natural features of Louisville.

### **THE CHASHITSU (TEA ROOM) AND NIJIRI-GUCHI (ENTRANCE)**

The basic concept of Japanese Tea Houses is to allow anyone, from any walk of life, to enjoy the best the tea ceremony has to offer. Therefore, the WBG Tea House will be designed to not only introduce one kind of Japanese culture, but also to share the principles and ideals of this ceremonial ritual in a comfortable and pleasant space created through a careful selection of materials and design.

The Chashitsu (Tea room) may seem rather small at only four and a half tatami mats (approx. 8 square meters), but this is actually the regular size of a tea ceremony room, which allows the host and guests to interact at just the right distance. When the doors to the seating area are open, the ceremony itself can be viewed by more visitors, and this room can also be used as a space for tea-ceremony classes.

To enter this room, it is necessary to stoop a little in order to walk through the small entrance called the Nigiji-guchi. Once you look through the door, you will feel like you are venturing into another world, and will likely come to appreciate the beauty of such a small space. This is the way of presenting the basic concept of the tea ceremony, which is that all who enter do so at the same level and are equal no matter who they are, a samurai warrior, a country's ruler, or an ordinary person.



## **Bonsai** *at the Gardens*

盆栽

BY ANDREW HAGERTY

### THE RYUREI-SEKI (SEATING AREA) AND DECK

The Ryurei-seki, or seating area, is designed to be very spacious with a large window placed on the north side. This open area receives a good amount of sunlight, and allows visitors to view the panorama of the Japanese Garden, while joining either a casual gathering or a formal tea ceremony party.

The area features a unity of design, for example, the size of the windows and the height of the ceilings, as well as a great amount of beautiful Japanese timber (hinoki cypress and sugi cedar), to create a warm atmosphere with a touch of dignity and grace. The floor of the seating area is tiled with only the slightest gaps at the entrances to make it wheelchair friendly.

Close your eyes and imagine you are sitting in this area, looking out the window. You will be viewing an amazing Japanese Garden that highlights many seasonal features, such as lush foliage and flowers reflected on the surface of the water, while receiving the warmth of the sun that will make you feel like you are part of the natural beauty. I hope this will be the perfect place for you to relax and find inner peace and quiet.



### THE MIZUYA (TEA PREPARATION AREA)

The preparation area in the Tea room is situated with the greatest consideration given to the movements of the host. This will allow guests and the host to engage in unspoken communication with each other.


### THE KATANAKAKE (SWORD RACK)

Samurai warriors were required to leave their swords on a rack before entering a Tea room to show they have no hostile intent. As swords were supposed to be more important than their very lives, this was one more way to emphasize that everyone is equal when the tea ceremony is practiced. We, of course, do not carry swords in the present day, but a Katanakake will be placed in this Tea House as a symbol of the trust between the host and guests.

It is humbling to see a masterfully crafted bonsai tree. You sense the years of **patience, care, and devotion** that have gone into forming its artful design. You see the unique story of the tree's journey through time and the creator's reverence toward nature reflected in each twist of the trunk and bend of a branch. The memories accumulated inside the small tree's form are shown through their distinct characteristics and shared throughout generations.

**Bonsai reveres nature by carefully cultivating it from modest beginnings** into transgenerational symbols of peace and perseverance. This mindset is put into practice at Waterfront Botanical Gardens as we transform a landfill to a landmark. We plan to further embrace the lessons bonsai share by building a bonsai display inside the future Japanese Garden. Thanks to the generous donation from Tom McCurry's personal collection, we have 24 beautiful bonsai trees to exhibit already.

We look forward to building a home for the trees gifted to the Gardens. It will not only be a place to share his story of decades of dedication and care to future generations, but **a place to come and appreciate all that is a part of the amazing art of bonsai.**



**Andrew Hagerty**  
Lead Horticulturist

# WELCOME NEW STAFF

# 新スタッフの紹介



**Shalonda Brown**  
Human Resources  
Administrator



**Lesley Kinney**  
Director of Development



**Ryeshia Reves**  
Special Events Manager



**Kat Rivers**  
Adult Education  
Coordinator




**Brett Shepherd**  
Director of Capital  
Campaigns-Japanese Garden

# WELCOME NEW BOARD MEMBERS

# 新理事の紹介



**Gerry-Lynn Wichmann, MD**  
Medical Director  
of Substance Use,  
Louisville Veterans  
Affairs Medical Center



**Chase Sanders**  
Payment Integrity Analyst,  
The Rawlings Group



**Kevin Fennell**  
Senior Director of Design,  
21c Hotels

## A CULTURAL EXPERIENCE FOR OUR YOUTH



**Wanda Peck**  
Youth Education Specialist

Numerous studies have revealed the abundant benefits of exposing young children to customary traditions of cultures other than their own. Incorporating globally-diverse ideas into instruction has proven to encourage acceptance, foster inclusion, and reduce bullying in classrooms across the United States. The overall result of **a culturally rich education is not just a more empathic, less prejudiced student, but an entire group of learners from different backgrounds** embracing their differences and working together to achieve success.

How do we as Louisvillians encourage multicultural awareness and appreciation in our kids? Certainly, there are many ways to introduce and explore diversity within our homes, such as listening to world music, viewing foreign language films, or experimenting with international recipes. But beyond our front doors, more immersive experiences await amidst our city's vast array of cultural attractions and historical institutions. Waterfront Botanical Gardens is happy to further expand upon the opportunities to educate local learners in our exponentially diverse world through the upcoming addition of our Japanese Garden. Beyond serving our mission of educating and





January 2021



April 2021

## COVID has not stopped us from continuing to build.

As many of you know, we received **over \$5 million from the late Ellen T. Leslie**. As a result, we broke ground last fall on the Ellen T. Leslie Botanical Classrooms. This winter has been good for construction, so the project is ahead of schedule.

The new building includes a shared workspace for four staff, a storage area for furniture, a teaching

greenhouse (sponsored by the Etscorn Foundation), a smart classroom, courtyard, and horticulture workshop. The concrete floors, glass interior doors, garage doors opening to the plaza, and tall ceilings make it a great space for both youth and adult programs, as well as school field trips. The placement of the **6,000 square-foot building** helps cut down on the highway noise from I-71 and provides great visibility for the Gardens to passersby.

The building was designed by EOP Architects, a local firm, and built by Whittenberg Construction with site work by T & C Contracting. **Join us this summer for the ribbon cutting** for the newest feature of your Waterfront Botanical Gardens.



Keep an eye on our website and social media for more updates on construction: [waterfrontgardens.org/about/construction-updates/](https://waterfrontgardens.org/about/construction-updates/)

## 子供たちの文化体験

enhancing the appreciation of nature, WBG is excited to utilize the planned elements of this upcoming project (including a traditional Tea House and an impressive collection of bonsai) to connect students to the rich history of Japan. It is our hope, that through cross-curricular links in our field trips and family programs, Southern Indiana and Louisville **children will not only come to understand the biological workings of our environment, but also learn to celebrate another country's unique ancestry** and the importance of plants in their culture. Through these lessons in awareness, we can create a future community of prepared, compassionate citizens in our city!



For more camp information contact: **WPeck@waterfrontgardens.org**



Registrations for all camp opportunities is available on our website: **waterfrontgardens.org**

WATERFRONT BOTANICAL GARDENS

# MUSIC IN THE GARDENS

2021

Gates open 6 pm  
Concert 7-8 pm  
Tickets \$35

Includes food by Pizza Lupo and refreshments  
Reservations at [waterfrontgardens.org/events](http://waterfrontgardens.org/events)  
Limited number available

ALL ARTISTS AND SCHEDULED DATES

Wed May 12 The Jesse Lees with Otis Jr.  
Thur June 10 Kiana and the Sun Kings  
Thur July 8 Bridge 19  
Thur Aug 12 Brooks Ritter  
Thur Sept 9 The Baroque and Broad Way  
(featuring Emily Woson Black & John Austin Clark)  
Thur Oct 14 Small Time Napoleon

ST. MATTHEW'S FEED & SEED · CULTURED CHEESE AND CHARCUTERIE BAR · BOLT, THOMPSON, SHEPHERD & CONWAY, P.C. · TASTE, FINE WINES AND BEVERAGES



## NEW AUDIO GUIDE AT THE GARDENS

## 新しい オーディオガイド

We've been using our new audio guide interpretive system since early March in the Gardens. Purple signs are moved about to create optional audio tour stops for visitors who then use their personal cell phones to hear a recording about a garden feature, plant or some history. We've created a 5-minute stop for you readers to try out now with your cell phone.

### ***Which numbers are considered lucky or unlucky in Japan?***

To find out, use our audio guide to:



1. Call (502) 373-2979
2. Enter tour stop 787 followed by the # sign
3. Listen, learn and enjoy!



Gardens Aglimer



Girl Scout Garden Days



DIY Youth Workshop



Second Sundays Family Program



Gardens Aglimer



Gardens Aglimer



Learn more about events on our website: [waterfrontgardens.org/events](https://waterfrontgardens.org/events)



Join us for yoga, meditation, tai chi, mindfulness. **See our website for dates.**

  
heart • mind • spirit  
at Waterfront Botanical Gardens




WATERFRONT  
BOTANICAL  
GARDENS



P.O. BOX 5056  
LOUISVILLE, KY 40255-0056

NON-PROFIT ORG  
U.S. POSTAGE  
PAID  
LOUISVILLE KY  
PERMIT #879



“...the apparent admiration and esteem enjoyed by the Japanese Garden throughout the world is presumably attributable to the recognition of its universal artistic merits, which transcend all racial, religious, and cultural differences.”

Shiro Nakane