

An abstract geometric pattern on the left side of the image, featuring overlapping lines and shapes in various colors including blue, pink, orange, yellow, and purple. The pattern is dense and intricate, with some shapes resembling stars or snowflakes.

Creativity and Wellbeing

**Empowering learners to thrive in a
complex and fast changing world**

**A Partnership event from Scotland's
Creative Learning Plan Partners and
the National Creative Learning Network**

#creativechange

Welcome

Please introduce yourself in the chat pane

Accessibility


- Turn on live captions and choose language

Reminder for attendees


- Turn off your camera during presentations
- Mute your microphone unless you are speaking
- Post comments, questions and thoughts in the chat pane

Resources you may find helpful

- A note pad or device to record your thoughts
- Access to a mobile device could be useful



In conversation with the National Creative Learning Network



Key principles in refreshing the Plan

- Aspirational
- Values-based
- Inclusive




Vision

The Scottish education system enables everyone to recognise, develop and apply their creativity to ensure they thrive in an increasingly complex and fast-changing world.



Mission

To embed creativity at the centre of Scottish education and adopt a collaborative culture where all learners are empowered, creative and confident.



Helping unpack the national vision and mission in South Ayrshire

Bespoke Projects

- Learners' mental health and wellbeing
- Learner participation
- Building creativity skills
- Quality cultural experiences

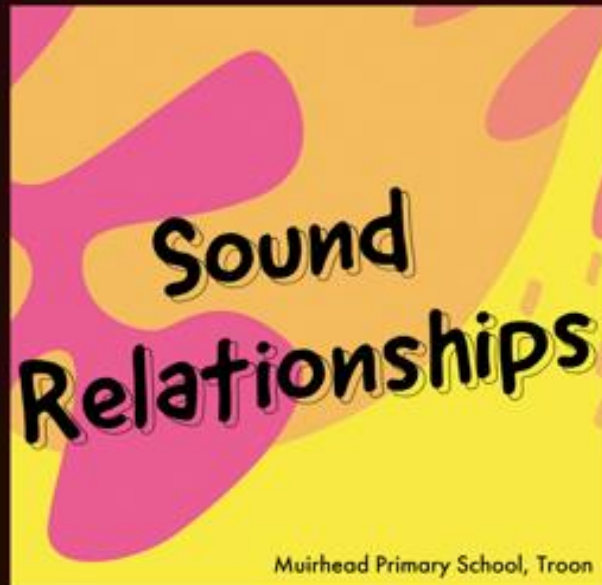

Creative Learning Network

- Network for creative practitioners with an interest in working with young people in schools
- Signpost schools to creative practitioners
- Applications for funding
- Providers of bespoke projects
- Provides of CLPL for teachers / EY practitioners

Teachers and EY practitioners

- Curriculum design
- CLPL sessions to extend and develop skills
- Creativity skills
- Quality cultural experiences
- Promote learner participation

Our bespoke projects have a focus on supporting learners mental health and wellbeing through the creative arts






@SAC_CreativeLN

Lorna.Gourley@south-Ayrshire.gov.uk

South Ayrshire Instrumental Music Service
Ayr Town Hall
29 New Bridge Street
Ayr
KA7 1JX



Creative Connector

An NCLN visual overview of Creativity for those from the beyond...



The refreshed Creative Learning Plan values-based goals are to:

Collaborate We will engage and participate through collaborative, sustainable and impactful networks and relationships, so that conditions are right for creativity to flourish across all places of learning.

Empower We will co-create the conditions and environments in which all learners lead their learning and apply their creativity.

Embed We will ensure creativity is embedded, prioritised and actively informs curriculum rationale and that all learners' creativity is explicit throughout their learning journey.




Breakout groups

Collaborate - Joe, Miriam

Empower - Lorna, Emma

Embed - Margaret, Amy



Breakout groups

Collaborate

Empower

Embed

Activity 1 (5 mins)

Find an object that represents creativity to you

Facilitator asks participants to share what they have chosen and why?

Activity 2 (18 mins) – Virtual Gallery Walk


Enter the code: <https://flic.kr/y/3JYgt83>

Collaborate Groups – Choose an image that represents **collaboration** to you

Empower Groups - Choose an image that represents **empowerment** to you

Embed Groups - Choose an image that represents '**embedded**' to you

Facilitator asks participants to share what they have chosen and why?



Breakout groups

Collaborate

Empower

Embed

Activity 3 (12 mins)

Make a quick sketch that shows what Collaborate/Empower/or Embed mean to you (2 mins)

Facilitator invites volunteers to share and explain their drawing (10 mins)

Activity 4 (15-20 mins)

As a group, discuss/share what Collaborate/Empower/Embed look like in in your practice?

How does it feel when you are truly collaborating/ you are truly empowered / you have truly embedded creativity?

Facilitator invites group to share examples from their practice.

Choose a scribe to write up key points on the Jamboard on relevant page

https://jamboard.google.com/d/1S5YqItj__rnLys26fUe1eNnP-8LwDyuKo8naHZWDbSo/edit?usp=sharing

(one page for each values-based goal)



Collaborate

Empower


Embed

2 highlights!



Something that surprised you
Something that made you smile





Thank you for attending this session of the National Creative Learning Partnership Event

creativityportal.org.uk
[#creativechange](https://twitter.com/creativechange)

