

Rakks

In supporting roles everywhere.



THE SPECIFICATION GUIDE

Rakks shelving and architectural specialties have been the choice of discerning architects and interior design professionals for over 40 years.

Our Shelving systems consist of a family of fully compatible parts including wall mounted standards, pole supports, shelf brackets and accessory components. These component parts can be easily configured to meet a very wide range of shelving and display applications. In both wall-mounted and pole-supported configurations, Rakks features a classic modern design and infinite adjustability without slots or visible hardware.

Rakks architectural specialties include mounting brackets for counters, sills, vanities, benches and railings. Our System 700 Hand/Crash rail offers a unique and attractive blend of aluminum and hardwood.

Please call us for additional specifications, samples or technical help. Our experienced customer service personnel are eager to assist you.

Rakks. In Supporting roles everywhere.

CONTENTS:

- Wall Mounted Standards..... 1
- Pole Supports 2-4
- Shelf Support Brackets..... 5-7
- L-Bracket Shelving System 8
- Shelves 9
- Counter Support Brackets..... 10-11
- Handrail Products 12
- How to Specify..... 13

Rakks Wall Standards



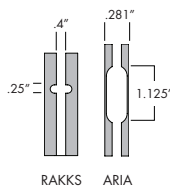
WALL STANDARDS

Rakks Wall Standards are made of extruded aluminum with precision channels that accept Rakks Shelf Support Brackets. Standards are available in six profiles to meet a variety of surfaces and recessed mounted applications.

Standards can be specified in any length up to 12 feet. Standards come with drilled and countersunk holes to accept color matched mounting screws (*No. 6 x 1-1/4" Philip's Flat-Head*), which are included. When properly installed, screw heads are flush with the back of the channel allowing shelf brackets to be positioned at any point.

Standards must be screwed into studs, blocking, or into wall anchors sized for No. 6 screws. Toggler® Brand AF-6 and SnapSkru™ wall anchors are recommended. Brackets should be mounted at least 6" from the top of the standard to better distribute the load. Shelf brackets can be mounted at the very bottom of a standard.

SPECIFICATIONS



Access slots (shown above) are cut into the face of the standards (2" from bottom typical), allowing Rakks and Aria style brackets to be inserted or removed from the front. Required in recessed applications, or when the ends of the standard are not accessible.

MATERIAL:

6063-T6 extruded aluminum

LENGTH:

Available in lengths up to 12'

FINISH:

Clear anodized, black anodized, white powder-coat. Custom anodized and powder-coated finishes available

CHANNELS:

9/32" opening accepts all styles of Rakks shelf support brackets

CAPACITY:

Load capacities are determined by bracket type and size (see pages 5-7)

SCREW HOLES:

On center spacing is 12" typical

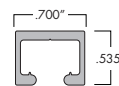
HARDWARE:

No. 6 x 1-1/4" Philip's Flat-Head color matched screws are included

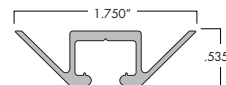
OPTIONS:

- Access slots when required
- Non-ferrous screws
- Longer (2") screws
- Wall anchors

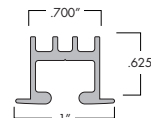
WALL STANDARDS



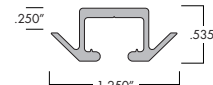
C-STANDARD. Our most basic extruded aluminum wall standard used for either surface or recessed mounted applications.



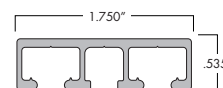
M-STANDARD. A decorative profile used for surface mounted applications. The 1-3/4" wide profile and flared sides make a dramatic vertical statement.



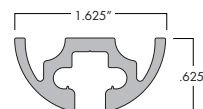
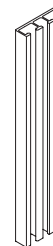
E-STANDARD. An extruded aluminum wall standard designed to be recessed mounted between 5/8" drywall panels. The front flanges cover the rough-cut edge of the drywall.



G-STANDARD. Designed to be mounted between 1/4" glass mirror or wood panels. The front flanges cover the panel edge.



D-STANDARD. Two channels allow for independent adjustment of shelves in both continuous and staggered configurations.



Q-STANDARD. A decorative profile designed for heavy-duty application. With Rakks Style Support Brackets (BR & TB) load capacities are increased by 25%. Supplied with 2" screws and twin mounting holes at each end.

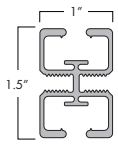


MODEL	DESCRIPTION	APPLICATION
SC-XXX	"C" Style Wall Standard	Surface or recessed mounted
SM-XXX	"M" Style Wall Standard	Surface mounted only
SE-XXX	"E" Style Wall Standard	Stud mounted to accept 5/8" wallboard
SG-XXX	"G" Style Wall Standard	Surface mounted over 1/4" mirror or panels
SD-XXX	"D" Style Wall Standard	Surface mounted – for maximum adjustment
SQ2-XXX	"Q" Style Wall Standard	Surface mounted – Heavy Duty <i>Compatible with BR and TB brackets only</i>

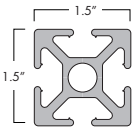
XXX – Denotes length in inches. Specify finish clear anodized, black anodized, white powder-coat or custom.

Rakks Pole Supports

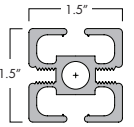
RAKKS POLES



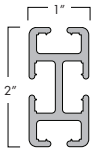
PL WALL STORAGE POLE. Used to create wall units with shelves and/or cabinets in conjunction with a supporting wall. Poles with spring loaded hardware install under compression between the floor and ceiling. Front channels accept shelf brackets; side channels accept 1/4-20 screws to mount cabinets.



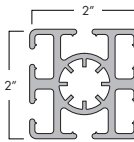
PC4 COMPRESSION SUPPORT POLE. Used to create shelving units with or without a supporting wall. Adjustable mounts allow poles to be installed under compression between floor and ceiling. When used as a room divider, side channels can accept 1/4" decorative panels.



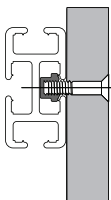
PC2 COMPRESSION SUPPORT POLE. Similar to the PC4 pole with side channels that accept 1/4-20 screws to attach L-Brackets and cabinets. Front and back C channels accept all Rakks brackets and pole accessories.



PS4 SINGLE SUPPORT POLE. Used for floor-to-ceiling or through-counter applications in laboratories and retail stores. Poles can also be used to create framing and panel systems incorporating 1/4" decorative panels.



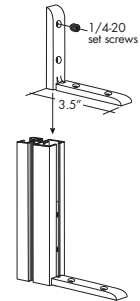
PD6 DOUBLE SUPPORT POLE. Provides additional strength and versatility and, similar to PC poles, can be installed under compression. Double channels allow for independent support and adjustability of shelves. Extra strength provides maximum rigidity when used in integrated applications.



THREADED INSERT. Used to create a threaded channel in any pole. Facilitates the installation of cabinets or other components using 1/4-20 screws. Secures into pole channel with set-screws.

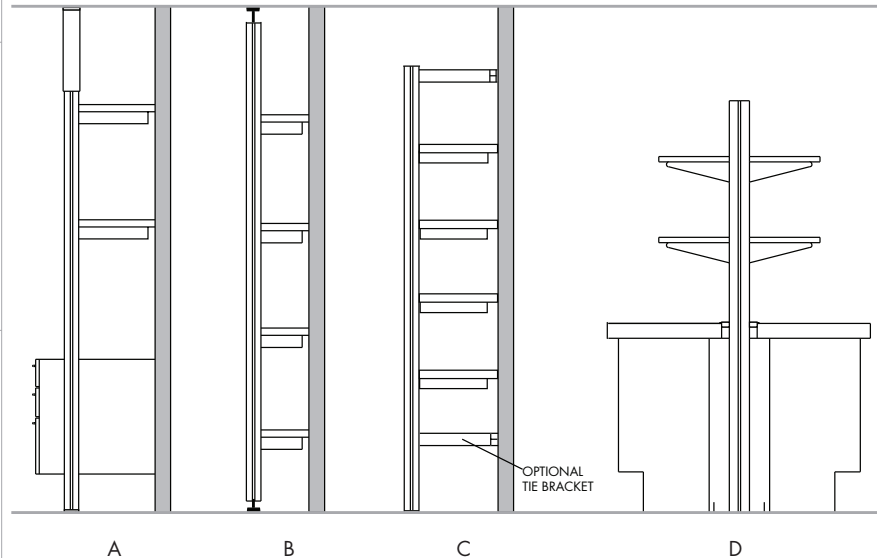
POLE SUPPORTS

Rakks support poles are made of extruded aluminum with channels that accept Rakks Shelf Support Brackets. Poles are available in five profiles to meet a wide range of storage and shelving applications. The infinite adjustability of shelf brackets eliminates the need to level or shim poles. Anodized aluminum finishes provide a clean and chemically resistant finish.



Anchor Brackets are used to secure poles to floor, ceiling or to make pole-to-pole connections.

RAKKS POLE CONFIGURATIONS

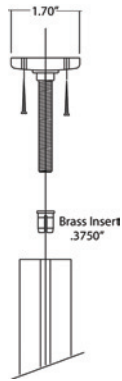


Rakks Pole Mounting Hardware



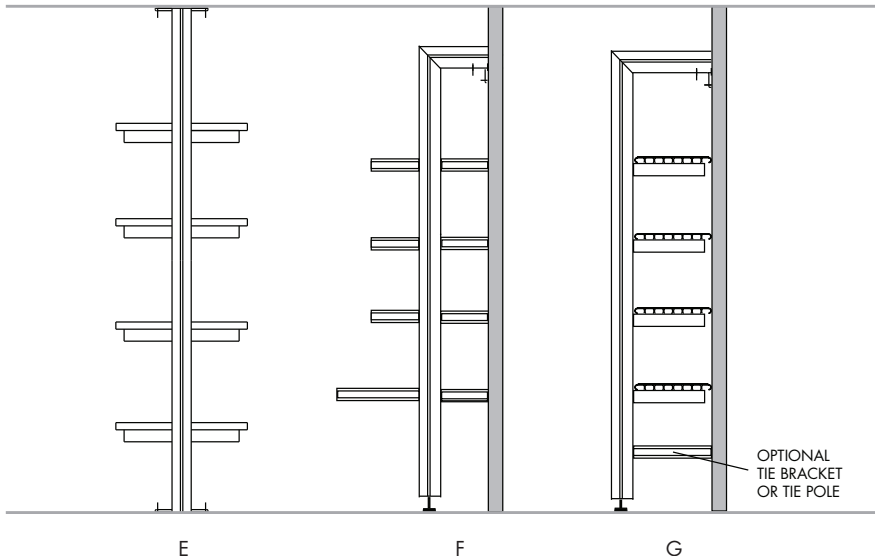
POLE MOUNTING CONFIGURATIONS

- A. Spring compression with supporting wall (floor-to-ceiling) PL poles only.
Note: loads must be rear facing against wall.
- B. Threaded compression with or without supporting wall (floor-to-ceiling).
Note: loads must be balanced or mounts must be fastened at ceiling.
- C. Tied back to a supporting wall with tie-bracket.
Note: length of tie-bracket must equal shelf depth.
- D. Integrated into counter or laboratory casework.
Note: maximum recommended shelf height is 42" above counter.
- E. Secured by anchor brackets and screws (floor-to-ceiling).
- F. L-brackets tied to a supporting wall with mitered tie-pole and anchor brackets.
- G. Rakks brackets tied back to a supporting wall with mitered tie-pole and anchor brackets.



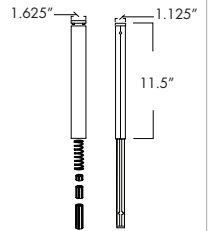
Threaded mounts are drilled so that they can be easily screwed into the ceiling.

RAKKS POLE CONFIGURATIONS

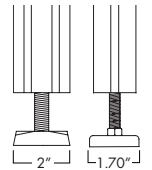


POLE MOUNTING HARDWARE

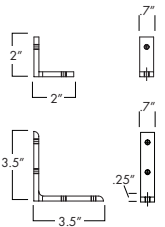
SPRING COMPRESSION KIT. Used with PL poles for installation between the floor and ceiling. 1-1/8" x 1-5/8" x 11-1/2" rectangular tube slides over pole. Spring and spacers allow for up to 4" overall adjustment. Rubber top and bottom pads protect ceiling and floor.
Note: poles should be cut 3" shorter than the finished floor-to-ceiling height.



THREADED MOUNTS. Install into inserts at the top and bottom of PC2, PC4 and PD6 poles for installation between floor and ceiling. These non-skid, non-marking mounts allow for up to 2" overall adjustment.
Note: poles should be cut 3" shorter than the finished floor-to-ceiling height.

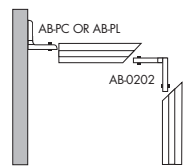


ANCHOR BRACKETS. One leg of these L-shaped brackets slides into the pole channel and is secured with 1/4-20 set screws. The other leg can be used to anchor poles to the floor, ceiling or wall. Use two AB-0035 brackets for pole-to-ceiling connections. AB-0202 brackets can be used to make 90-degree pole-to-pole connections.



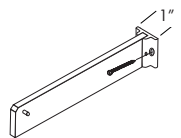
MITERED TIE-POLE. Used to secure poles to a wall. Mitered tie-poles are available in any specified length. AB-0202 brackets are used for pole-to-pole connections. AB-PC or AB-PL brackets provide an attractive connection back to the wall.

Note: if shelves do not touch the wall, additional bracing may be required to prevent side-to-side racking.

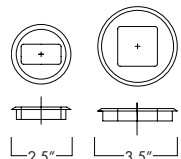


TIE-BRACKET. Used to secure any Rakks pole to a wall. Tie-brackets have a PVC flange at the end that is screwed to the wall. One tie-bracket should be located at the top of the pole. Additional tie-brackets can be added for greater stability.

Note: tie-brackets must be specified so that shelves touch the wall.

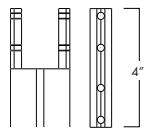


GROMMETS. Facilitate installation of PS4 and PD6 poles in through-counter installations. These machined Delrin inserts are epoxied into round holes cut into counter tops. Eliminates need to cut square or rectangular holes.

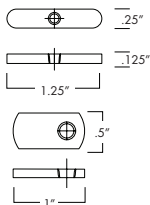


Rakks Pole Components

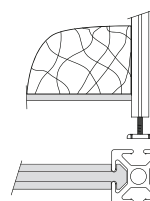
POLE COMPONENTS



SPLINE CONNECTOR. Join sections of poles when floor-to-ceiling heights exceed inventoried lengths. Splines slide into pole channels and are secured using four set screws. Two splines required for each connection.

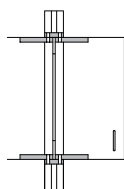


CHANNEL NUT PLATES. Used for mounting accessories to poles. NP-0832 nut plate can be easily installed or removed from the front of the pole. NP-0420 nut plate must slide into the end of the pole and an access slot should be used where a more secure attachment is required.

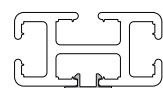


PANEL FRAMING CHANNELS. Used with Rakks poles to support and frame 1/4" decorative panels. Framing channels are manufactured to order to fit any panel width up to 4'. They lock securely into the pole and are held in place by channel nut plates.

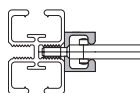
Note: panels should be 3/4" wider than inside pole-to-pole dimensions.



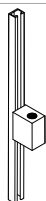
DOOR HINGES. Pole mounted door hinges can accommodate 1/4" glass and 3/4" wood doors up to 18" wide. Hinges can be configured for single or double door applications. Available in polished aluminum only.



CHANNEL COVERS. PVC extrusion snaps into pole channels to cover opening for improved sanitation and cleaning. Available in 8' lengths in translucent and black PVC.



POLE CORNER ADAPTER. This adapter screws into the side of PL or PC2 poles and accepts a shelf bracket. It should be used only in corner conditions.



LAMP BRACKET. Accepts drafting lamps with 1/2" diameter bottom shaft. Available in black or clear anodized aluminum.

POLE COMPONENTS

Rakks Pole Components expand and enhance the configuration options of our pole-supported systems. Using anchor brackets, spline connectors, and channel nuts, poles can be joined or supported in an infinite variety of combinations. Custom structures and displays can be easily created using readily available components



MODEL	DESCRIPTION	LENGTHS	CONFIGURATION
PC2-XXX	Compression pole for Lbracket	Up to 12' Floor-to-ceiling	B, C, E, F, G
PC4-XXX	Compression support pole	Up to 12' Floor-to-ceiling	B, C, E, G
PS4-XXX	Single support pole	Up to 12' Floor-to-ceiling	C, D, E, G
PD6-XXX	Double support pole	Up to 16' Floor-to-ceiling	B, C, D, E, G
PL408/PL409	Wall storage support pole with 2' extension	Up to 11' Floor-to-ceiling	A, C, F, G

Poles are stocked in clear and black anodized finishes.

PC2, PC4 and PL poles are also stocked in white powder-coat. XXX – denotes length in inches.

MODEL	DESCRIPTION	APPLICATION	SPECIFICATION
PLHDW	Spring Compression Kit	PL pole floor-to-ceiling	Finish to match PL poles
PM-PC16	Mount and Insert	PC2/PC4 Threaded compression	Black or clear 3" stem
PM-PD13	Mount and Insert	Threaded compression for PD6	Black nylon only 3-1/2" stem
AB-0202	Anchor Bracket 2" x 2"	Pole-to-pole connections	2 tapped holes
AB-0035	Anchor Bracket 3-1/2" x 3-1/2"	Pole-to-ceiling connections	2 tapped & 2 through holes
AB-PC	Tie-Pole to Wall Bracket 1-1/2" x 1"	Decorative bracket for PC2/PC4	1 tapped & 1 through hole
AB-PL	Tie-Pole to Wall Bracket 1-1/2" x 1-1/8"	Decorative bracket for PL/PS4	1 tapped & 1 through hole
MT-XXX	Mitered Tie-Pole	Pole-to-wall connection	Profile & length as specified
BT-XXX	Tie Bracket 1-1/4"	Pole-to-wall connection	Length & finish as specified
BT2-XX	Tie Bracket 2"	Pole-to-wall connection	Length & finish as specified
PG-PS4	Grommet for PS4 Pole - Black	Integrated configuration (Type D)	Fits 2-1/2" diameter hole
PG-PD6	Grommet for PD6 Pole - Black	Integrated configuration (Type D)	Fits 3-1/2" diameter hole
SP-001	Spline Connector	Joins poles end-to-end	Use 2 per pole
SP-PC4	Spline Connector for PC4	Joins PC4 pole end-to-end	Use 2 per pole
NP-0832	Channel Nut w/ 8-32 screw	Installs from the front of pole	Steel w/ 1 tapped hole
NP-0420	Channel Nut w/ 1/4-20 screw	Installs from the end of pole	Steel w/ 1 tapped hole
PET-XXX	Threaded Insert	Installs into poles channels	Lengths up to 8'
PC-SC-XXX	Panel Framing Channel Kit	Supports panels between poles	Length as specified
PH-G25	Hinge Kit for 1/4" glass doors	Attach glass doors to poles	Single or double
PH-W75	Hinge Kit for 3/4" wood doors	Attach wood doors to poles	Single or double
CC-096	Channel Cover 96"	Covers open channel	Black or translucent
PLBA	Bracket Adapter	Corner condition PL or PC2	Finish to match poles
LB-025	Lamp Bracket for 1/2" Stem	Attach lamp to poles or standards	Clear or black anodized
EC-0102	End Cap for PS4 Pole	Covers end of pole	Black only
EC-0202	End Cover for PD6 Pole	Covers end of pole	Black only
PF-00B	Bottom Pad for PL Pole	Protects floor / covers end	Black, white, or gray
PF-00T	Top Pad for PLHDW	Protects ceiling	Black, white, or gray

Note: Contact Rakks Customer Service for additional information and specifications.

XXX denotes length in inches.

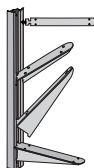
Rakks Shelf Supporting Brackets

SHELF SUPPORT BRACKETS

Manufactured from extruded aluminum and available in attractive anodized finishes, Rakks shelf support brackets feature infinite adjustability and attach to standards and poles supports without slots or visible hardware. Available in five basic styles, Rakks, Universal, Aria, Tray, and Floating brackets have a distinctive look and reflect a functional design. Aria brackets are stocked in clear and black anodized aluminum. All other brackets are stocked in clear anodized, black anodized and white powder-coat finish.



The patented Rakks locking system allows for the precise location of shelves at any height.



Universal Brackets insert into Standards or Poles, turn and lock into place.



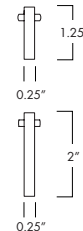
MODEL	DESCRIPTION	USEABLE LENGTH	WIDTH	DEPTH	LOAD CAPACITY
BR-004	Rakks Style for 4" Shelf	3-1/4"	1/4"	1-1/4"	100#
BR-006	Rakks Style for 6" Shelf	5-1/4"	1/4"	1-1/4"	100#
BR-008	Rakks Style for 8" Shelf	7-1/4"	1/4"	1-1/4"	100#
BR-010	Rakks Style for 10" Shelf	9-1/4"	1/4"	1-1/4"	75#
BR2-10	Heavy Duty for 10" Shelf	9-1/4"	1/4"	2"	100#
BR-012	Rakks Style for 12" Shelf	11-1/4"	1/4"	1-1/4"	60#
BR2-12	Heavy Duty for 12" Shelf	11-1/4"	1/4"	2"	100#
TB212-LAB	T-style Lab Bracket	11"	1"	2-1/8"	100#
BR-014	Rakks Style for 14" Shelf	13-1/4"	1/4"	1-1/4"	55#
BR2-14	Heavy Duty for 14" Shelf	13-1/4"	1/4"	2"	85#
BR-016	Rakks Style for 16" Shelf	15-1/4"	1/4"	1-1/4"	50#
BR2-16	Heavy Duty for 16" Shelf	15-1/4"	1/4"	2"	80#
BR2-18	Rakks Style for 18" Shelf	17-1/4"	1/4"	2"	70#
BR2-24	Rakks Style for 24" Shelf	22-1/2"	1/4"	2"	45#
TB-XXX	T Option for BR Bracket	as above	1"	1-3/8"	as above
TB2-XX	T Option for BR2 Bracket	as above	1"	2-1/8"	as above

Load capacities represent a uniformly distributed, static load, per bracket. Spacing of brackets should take into consideration both anticipated loads and shelf deflection characteristics.

BRACKETS



RAKKS STYLE. Our signature Rakks Style bracket features a distinctive rectangular bar design that can support shelves up to 24" deep. Rakks Style brackets are designed to "underhang" the shelf (see chart for useable length). These brackets can be specified and made to order in ANY useable length up to 24". Depending on length and load capacities, brackets are manufactured in 1-1/4" and 2" heights.

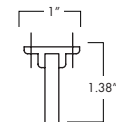


T-STYLE

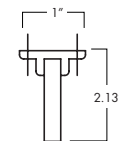


T-STYLE LAB

RAKKS T-STYLE. T-style brackets have a PVC shelf coupler extension that is pinned to the top of the bracket creating a 1" wide horizontal support surface. The horizontal surface is pre-drilled with holes allowing shelves to be screwed to the bracket. Any Rakks Style bracket can be supplied in the T-style. PVC extension is available in white, black or translucent.



RAKKS T-STYLE LAB BRACKET. A heavy duty tapered bracket with PVC flange. Available in one size only for shelf depths from 11"-14".

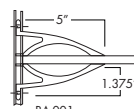
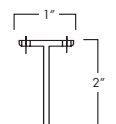


BU009

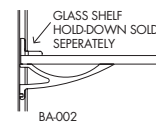


BU012

UNIVERSAL. This tapered aluminum bracket is available in two sizes to support wood or glass shelves from 9" to 14" deep. The 1" horizontal surface is pre-drilled with holes allowing shelves to be screwed to the bracket.

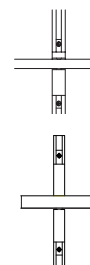


BA-001




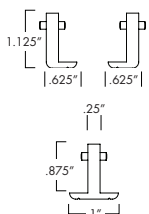
BA-002

ARIA DISPLAY BRACKET. A two piece bracket that can support glass or wood shelves of various thicknesses up to 12" deep. This elegant display comes in two configurations, one with matching top and bottom, the other using a hold-down bracket on the top. Available in clear and black anodized aluminum with color matched set screws.

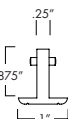


Rakks Shelf Support Brackets

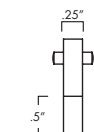
ACCESSORIES



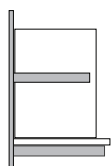
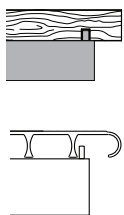
TRAY BRACKET. A minimal profile, medium-duty support for shelves from 6" to 12" deep. Left, right and center brackets support shelves from the ends. When used with 1" thick shelves they create a near "floating" appearance.



FLOATING DISPLAY BRACKET. Fits into pre-cut channel of shelf to give a "floating" appearance with no visible hardware. Used for light-duty display applications with 4" to 12" deep wood or acrylic shelves.

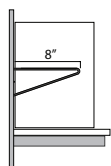


RETAINING PIN OPTION. Rakks brackets with retaining pins provide an extra measure of security, keeping shelves from shifting on the brackets. Wood shelves with 1/4" holes or slots fit over the pins. When supporting long shelves across several brackets, only the outside brackets need retaining pins. Double-sided foam tape is also effective in securing shelves to the brackets.

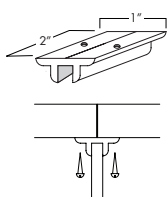


BR BOOKEND. Rakks Style brackets make excellent bookends. Specify bookends one size smaller than the shelf depth.

Note: bookends must be installed in sequence with (and at the same time as) the shelf brackets.



UNIVERSAL BOOKEND. A wire formed bookend that can be installed into the front of standards or poles at any point. Powder coated silver, black, and white to match other components. Available in 8" depth only.



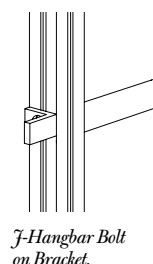
SHELF COUPLER. Used with Rakks Style brackets to allow two shelves to join at a bracket. Couplers (two per bracket) are only required on the bracket where the two shelves join. Pre-drilled holes in the couplers allow the shelves to be screwed into place. Available in white, black and translucent.



SHELF RESTS. These transparent polyurethane pads cushion glass or wood shelves and keep them from sliding on the brackets.

SHELF SUPPORT BRACKETS

Rakks Shelf Support brackets can be used for a wide range of applications. Our signature Rakks Style bracket combines elegant design with exceptional flexibility and versatility. They can be used to support shelves from 4" to 24" deep and when specified in the heavy duty configuration are a perfect choice for oversized books, laboratory equipment, catalogs or heavy files. Universal Brackets feature a functional easy-to-use design for medium-duty storage, including books. Aria, Floating, and Tray brackets have a distinctive look for light to medium-duty display and merchandising applications.




MODEL	DESCRIPTION	USEABLE LENGTH	WIDTH	DEPTH	LOAD CAPACITY
BU-009	Universal Bracket for 9" - 11" Shelf	9"	1"	2"	70#
BU-012	Universal Bracket for 12" - 14" Shelf	11-3/4"	1"	2"	60#
BA-001	Aria Display Bracket for 5" - 12" Shelf	5"	3/4"	2-3/4" + ST	50#
BA-002	Aria Display Bracket w/ Hold Down	5"	3/4"	1-5/8" + ST	50#
BR-GH1	Glass Hold Down only	7/8"	3/4"	1/4"	n/a
BTR-L-XX	Tray Bracket Left	6-1/8" to 12-1/8" 5/8" in 2" increments		1-1/8"	45#
BTR-R-XX	Tray Bracket Right	6-1/8" to 12-1/8" 5/8" in 2" increments		1-1/8"	45#
BTR-C-XX	Tray Bracket Center	6-1/8" to 12-1/8" 5/8" in 2" increments		1-1/8"	45#
BF-04	Floating Display Bracket for 4" Shelf	3-1/2"	1/4"	1/2"	25#
BF-06	Floating Bracket for 6" Shelf	5"	1/4"	1/2"	25#
BF-08	Floating Display Bracket for 8" Shelf	7"	1/4"	1/2"	25#
BF-10	Floating Display Bracket for 10"-12" Shelf	9"	1/4"	1/2"	20#
BL-XX	L-Bracket - see page 8 for complete specifications				

Load capacities represent a uniformly distributed, static load, per bracket. Spacing of brackets should take into consideration both anticipated loads and shelf deflection characteristics. ST = Shelf Thickness

Rakks Shelf Support Brackets

SHELF SUPPORT BRACKETS

Rakks shelving can be configured and accessorized to satisfy the most demanding merchandising and storage applications. Face-outs, hangbars, slanted displays, notched brackets, and waterfalls can be manufactured to your exact specifications. Our metal fabrication and machining capability allow for quick turn-around and reasonable costs.

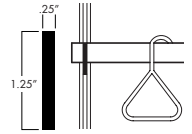


MODEL	DESCRIPTION	APPLICATION	SPECIFICATION
BRRP	Retaining Pin Option for Rakks Brackets	Secures shelves to bracket	5/32" pin extends 1/4"
BR-NOTCHED	Notched Option for Rakks Brackets	Accepts hangbar, stiffener or shelf lip	Depth and location as specified
BR-SLANTED	Slanted Option for Rakks Bracket	Display literature or product	Length and angle as specified
BR-HANGBAR	1-1/4" X 1/4" Rectangular Bar Stock	Hangbar or shelf stiffener	Lengths up to 144"
BR2-HANGBAR	2" X 1/4" Rectangular Bar Stock	Shelf lip	Lengths up to 144"
BJ-HANGBAR	J-Hangbar	Hanging rod for merchandising or closet	1-1/2" x 3/4" lengths up to 144"
BJ-BB	J-Hangbar Bracket Bolt-On	Attach J-Hangbar to sides of PL or PC2 pole	1-1/2" x 1-1/2" x 1/4" w/ 2 holes
BJ-OL & BJ-OR BJ-OC	J-Hangbar Offset Bracket left/right or center "T"	Attach to front of pole left/right side BJ-OC attaches to front of pole where sections join	1-3/8" offset
BR-WATERFALL	Waterfall option for Rakks Bracket	Merchandising and display	Specify length, angle & pin location
BP-008	Universal Wire Bookend - 8"	Bookend installs from front of standard	Powder-coated steel to match
TB2-18C-DESK	Reinforced Bracket for worksurface	Extra support for 20" - 24" worksurface	18" bracket can support 120#
TU-201	PVC Shelf Coupler	Use 2 per bracket where shelves join	1" flange. Drilled for #6 screws
BMP-1	Stick-On Shelf Rest	Cushion shelves and keep them from sliding	Use 2 or more per bracket

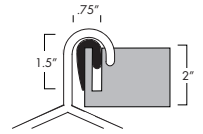
Most brackets are stocked in clear anodized, black anodized and white powder-coated finishes. Hangbars are stocked in clear anodized only. Custom finishes are available for all parts.

CUSTOM BRACKETS

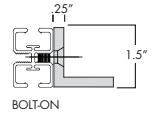
HANGBAR. Sold in cut-to-length sizes up to 12 feet, this 1-1/4" x 1/4" clear anodized bar fits into notched brackets. Bracket length and notch location made as specified.



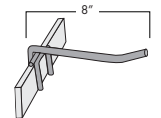
J-HANGBAR. This attractive profile provides extra stiffness for wide spans or heavy clothing. Can be mounted at the end of notched BR2 bracket (shown) or supported on J-Bar Brackets described below.



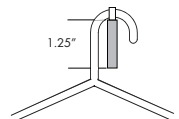
J-BOLT-ON BRACKET. Used to attach J-hangbar to poles. The bolt-on bracket screws to the side of PL or PC2 poles. Available for left and right configurations.



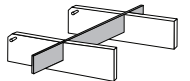
WIRE FACE OUT BRACKET. Fits over BR-Hangbar and can be used for the merchandising and point display of card mounted product. Available in one size, 8" silver powder coat only.



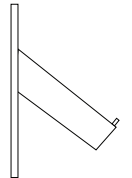
FACE OUT. Used for merchandising or display, Rakks brackets with retaining pins make excellent face-outs.



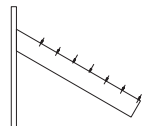
NOTCHED BRACKET SHELF STIFFENER. Provides additional support under wood or glass shelves to accommodate wide spans or control shelf deflection. A 1-1/4" x 1/4" clear anodized bar fits into notched brackets. Bracket length and notch location made as specified.



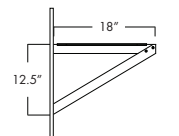
SLANTED BRACKET. Rakks style brackets can be made to lock in at any angle (up or down). Retaining pin at end keeps wood shelves in place. When used with glass or aluminum shelves, brackets can be notched at end to accept 2" x 1/4" shelf lip bar.



WATERFALL BRACKET. Used for merchandising and display, brackets can be made to any specified length, angle and pin configuration.

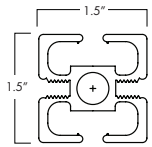


DESK BRACKET. Used to support work-surfaces from 20" - 24" deep - these T-style brackets are reinforced for added strength. Rated at 120# per bracket.

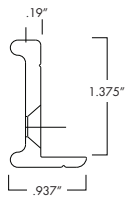


Rakks L-Bracket Shelving System

L - BRACKETS

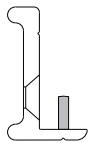


PC2 SUPPORT POLE. Threaded side channels accept 1/4-20 screws that are used to mount L-Brackets and/or cabinets to poles. Front and back C channels accept all other Rakks brackets and pole accessories. PC2 poles can be installed between the floor and ceiling under compression or tied back to the wall. See pages 2-3 for additional information.

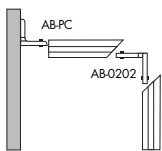


L-BRACKET. L-Brackets attach to PC2 poles at any height with one 1/4-20 screw. When used with 3/4" thick shelves the mounting hardware is hidden. Wood shelves can be screwed to the brackets using pre-drilled and countersunk holes.

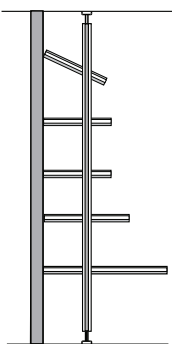
Note: shelves should be cut 1/2" shorter than the inside pole-to-pole opening.



L-BRACKET WITH RETAINING PIN. L-Brackets can be ordered with retaining pins on each end to hold Rakks extruded aluminum shelves securely in place.



MITERED TIE-POLE. Mitered tie-poles can be used in applications where floor to ceiling installation is not practical or desired. Pole-to-pole and pole-to-wall connections are made using anchor brackets secured with setscrews. Tie-pole kits are sized to accommodate all L-Bracket sizes.



CUSTOM L-BRACKET. Custom L-Brackets can be manufactured in a variety of lengths and asymmetric configurations. Slanted brackets are ideal for merchandising and display. Offset brackets can be used to support worksurfaces or shelves of different depths.

L-BRACKETS

Rakks L-Bracket system (pat. pend.) provides unparalleled design flexibility, strength and value. Available in both floor-to-ceiling and wall-supported configurations this new design features quick and infinite shelf adjustment utilizing one hidden screw. Brackets support wood, glass, or aluminum shelves from 8" to 24" deep in 2-inch increments. Cabinets can be easily attached to the poles to create attractive wall storage units or merchandising displays.



SPECIFICATIONS

SIZE:

Poles: 1-1/2" square in lengths up to 144"

Brackets: in lengths from 8"-24" in 2-inch increments

HOLES:

One 9/32" hole is predrilled and countersunk to accept a 1/4-20 x 1/2" flat head screw - included. Supporting lip has two holes drilled and countersunk for #6 screws used to secure wood shelves to brackets

MATERIAL:

6063-T6 extruded aluminum

FINISH:

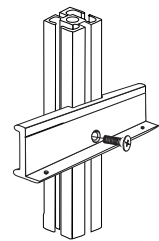
Clear, black anodized, white powder-coat

CAPACITY:

150 pounds per pair. All depths

OPTIONS:

Retaining pins, custom lengths, angles, configurations



L-Brackets screw to poles at any height.

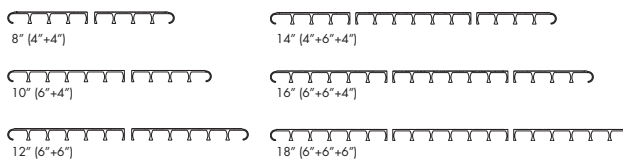
MODEL	DESCRIPTION	APPLICATION	SPECIFICATION
PC2-XXX	PC2 Support Pole	Floor to ceiling or tied back to wall	Lengths up to 144"
BL-XX	L-Bracket Shelf Support	Supports shelves 8" - 24" deep	Rated load is 150# per pair
PC2-MT-XX	Mitered Tie-Pole Kit	Anchors PC2 pole to wall	Lengths = shelf depth plus 1-1/2"
BL-RP	Retaining Pin Option	Secures aluminum shelf to bracket	5/32" steel pins located at each end
BL-SLANTED	Slanted Option for L-Bracket	Merchandising or display	Length and angle as specified
BL-OFFSET	Offset Option for L-Bracket	Supports varying shelf depths	Length and offset as specified
CAB-HDW	Mounting Hardware	Attaches cabinets to poles	1/4-20 screws 3/8" + thickness of side
BMP-1	Stick-on Shelf Rests	Cushion shelves and keep them from sliding	Use two or more per bracket

Rakks Shelves

EXTRUDED ALUMINUM SHELVES

Rakks aluminum shelves have an attractive low-profile with strength that exceeds 3/4" plywood. Shelf depths of 4" to 18" in two-inch increments can be achieved by combining 4" and 6" deep sections and can be ordered in specified lengths up to 12'. Shelves feature a textured top surface which hides scratches and assures a uniform appearance.

SHELF COMBINATIONS



COMBINE SHELVES FOR DESIRED SIZE.
 Extruded sections are combined to create shelves depths up to 18".

SPECIFICATIONS

MATERIAL: 6063-T6 extruded aluminum	SA-04 1/4" deflection @ 60# SA-06 1/4" deflection @ 90#
LENGTH: Shelves are custom cut and deburred at the factory in any length up to 144"	SAF-06 1/4" deflection @ 90# <i>Note: shelf capacities are cumulative. A 10" deep shelf can support 150# with 1/4" deflection</i>
THICKNESS: 0.585"	WEIGHTS: SA-04 0.60 #/ft SA-06 0.91 #/ft SAF-06 1.02 #/ft
FINISH: Stocked in Clear anodized aluminum Available in custom finishes	TAPE: 3M™ VHB 4930 double sided tape 7/16" x 2" is provided to keep shelf sections aligned
CAPACITY: Deflection, based on a uniform load across a 36" span	

RAKKS SUSPENDED WOOD SHELVING

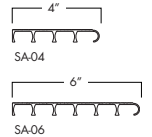
Rakks "Suspended Bracket" is exceptionally strong with low profile support for 3/4" wood shelves up to 12" deep. Call for further specifications.

RAKKS SUSPENDED ALUMINUM SHELVING

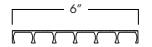
Rakks Suspended Aluminum Shelving is the ideal choice for adding a modern decorative accent to any space. The sleek profile brings an architectural element to any display. Please call for further specifications.

EXTRUDED ALUMINUM SHELVES

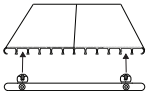
SA-04/SA-06 ALUMINUM SHELF. This 4" and/or 6" extruded shelf can be supported on Rakks Style (BR-004/BR-006) shelf brackets or used in combination with other shelf sections to make 8" up to 18" deep shelves.



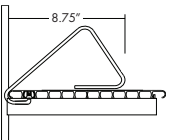
SAF-06 ALUMINUM SHELF FILLER. This 6" filler is used to configure shelf depths requiring three sections. Vertical front and back faces line up with and join the SA-04 or SA-06 sections to create 14", 16" or 18" deep shelves. Double-sided tape is provided to keep shelf sections aligned.



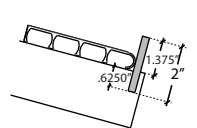
SA-END SHELF ENDS. A decorative aluminum cap that fits securely to the end of Rakks extruded aluminum shelves. Shelf End attaches to shelf with set screws. Provides a finished end and protects the shelf ends in high traffic areas.



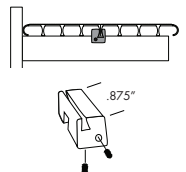
SLIDING BOOKENDS. These adjustable bookends integrate into the base of the aluminum shelves and can be secured at any point along the shelf with a thumbscrew. Use with surface mounted standards or with pole applications having clearance at the back of the shelf. Sliding bookends are available in one size, 8-3/4".



SHELF LIP BRACKET. This Rakks Style bracket allows aluminum shelves to be used for literature and other product display in a slante configuration. 2" shelf lip bar secured in the notched brackets retains the shelf and creates an attractive lip. Available in any angle and all shelf depths.

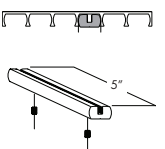


SHELF HOLD-DOWN CLIP. Used to secure shelves to brackets so that they cannot be easily removed. Recommended for light-weight applications where shelves might slide side-to-side. Clip attaches to shelves and bracket with setscrews. Model SA-HLD.

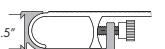


SHELF SPLINE. Used to join shelf sections end-to-end to create a continuous shelf in excess of 12'. Aluminum spline fits securely into shelf bottom keeping shelves in alignment. Model SA-SP1.

Note: shelves must always join at a bracket.

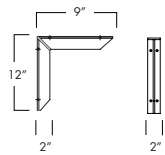


LABEL HOLDER. Attaches to the front edge of SA-06 and SA-04 aluminum shelves using a hidden thumbscrew. Holds 1/2" tall labels. Lengths as specified. Model SA-LBL.

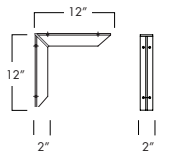


Rakks Counter Support Brackets

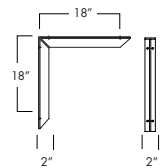
COUNTER SUPPORT BRACKETS



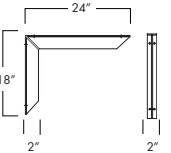
EH-1209. Used to support counters up to 13" deep or incorporated into casework to provide structural bracing. These brackets provide a modern looking alternative to wooden corbels.



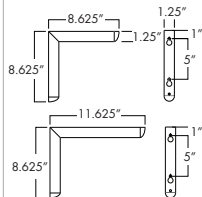
EH-1212. Used to support counters up to 18" deep or incorporated into casework to provide structural bracing. Bracket can be easily cut in the field to accommodate shorter counters.



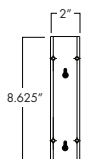
EH-1818. Used to support counters up to 25" deep, brackets should be screwed into blocking or stud at a maximum spacing of 48". 2" wide mounting surface provides extra support where counter sections join.



EH-1824. Used to support counters up to 30" deep. These light-weight and easy-to-ship brackets are manufactured from 2" x 3" "T" to provide maximum stiffness. When the 24" leg is against the wall, this bracket can also be used to support 24" deep counters.



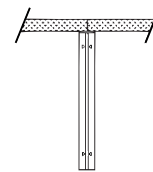
EC-0808 / EC-0812. Used to support counters up to 12 inches and 18 inches deep. Modern design and easy to install without visible hardware. If your counter has been installed, you can use our optional Face-plate Mounting Kit. Available in clear, black or bronze.



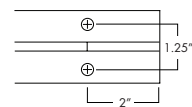
EC-MP. The optional Face plate mounting kit allows you to screw the bracket to the wall using #8 x 2 inch color matched screws.

COUNTER SUPPORT BRACKETS

Rakks Counter Support Brackets keep work areas open and accessible. They provide heavy duty support for counters up to 30" deep while improving the handicapped accessibility and ergonomics of the work area. Available in a range of sizes, finishes and configurations Rakks counter support brackets are manufactured from easy-to-recycle structural aluminum.



Counter sections join at bracket.



Typical hole locations.

SPECIFICATIONS - COUNTER SUPPORTS

MATERIAL:

6063 T-6 extruded aluminum

FINISH:

Stocked in mill (unfinished) aluminum, off-white powder-coat, primed or clear anodized finishes

CONSTRUCTION:

Formed back and TIG welded along both 45° mitered sides
EH-1818 and all flush mounted brackets are welded across the back. All sharp edges ground and deburred

HARDWARE:

5/16" holes accept 1/4" screws

INSTALLATION:

48" maximum spacing into studs or blocking or as specified by counter top supplier

OPTIONS:

Flush Mount configuration
Grommet
Custom sizes and finishes
Faceplate cover

MODEL	HEIGHT	DEPTH	MATERIAL	GAUGE	CAPACITY	APPLICATION
EH-1209	12"	9"	2" x 2" T	3/16" Top 1/4" Web	650 lbs/Bracket	13" Counters
EH-1212	12"	12"	2" x 2" T	3/16" Top 1/4" Web	650 lbs/Bracket	18" Counters
EH-1818	18"	18"	2" x 2" T	1/4"	450 lbs/Bracket	24" Counters
EH-1824	18"	24"	2" x 3" T	3/16"	450 lbs/Bracket	30" Counters
EC-0808	8-5/8"	8-5/8"	1-1/4" Hollow	1/8"	125 lbs/Bracket	12" Counters
EC-0812	8-5/8"	12-5/8"	1-1/4" Hollow	1/8"	100 lbs/Bracket	18" Counters
EC-MP	8-5/8"	2"	Aluminum Bar	1/4"	100-125 lbs/Bracket	12"-18" Counters

Capacities represent a uniformly distributed, static load, per bracket.
Spacing of brackets should take into consideration anticipated loads and counter top material.

Rakks Counter Support Brackets

COUNTER SUPPORT BRACKETS

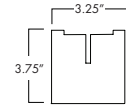
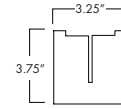
Rakks counter support brackets provide a strong and easy-to-install alternative to full-height laminated panels. In the surface mounted configurations brackets are screwed into the finished wall. In the flush-mounted configurations, the vertical leg is screwed to the side of the stud and hidden behind the drywall. Stocked in mill (unfinished) aluminum, off-white powder-coat, primed, black powder-coat and clear anodized aluminum, Rakks Counter Brackets are available for immediate shipment.



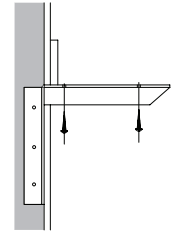
Flush mounted bracket mounts to the right side of the stud.



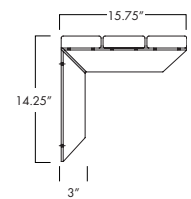
SPECIALTY BRACKETS



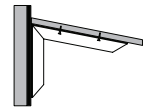
FLUSH MOUNT. For applications requiring nearly invisible support, these brackets use an L-shaped vertical leg that is screwed to the side of the stud. After installation of the bracket, drywall is installed around the bracket hiding the vertical support. Aluminum faceplates with adhesive backing create a finished installation.



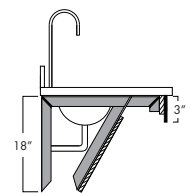
BENCH MOUNT. Used for seating applications incorporating 5" wooden planking. The supporting arm is pre-drilled with 12 holes to provide secure installation. Manufactured from 2" x 3" T to provide maximum stiffness.



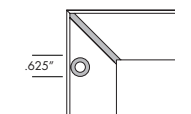
CUSTOM EH BRACKET. Used in applications requiring an angled surface, any EH bracket can be ordered in the slant mount configuration. Please specify size and angle.



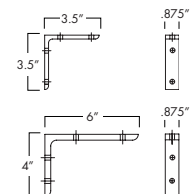
VANITY BRACKET. Vanity brackets are fabricated in a standard size of 18" x 21-1/2". Also offered in a custom made-to-order brackets support sinks and provide a stable mounting surface for laminated or solid surface panels. Meets ADA requirements.



GROMMET OPTION. Used for under-counter wire management. Rubber grommet with 5/8" diameter opening can accommodate an RJ-45 connector or wire ties.



SILL SUPPORTS. Manufactured from structural aluminum angle, these brackets can be used anywhere low-profile support or bracing is required. Available in two sizes:

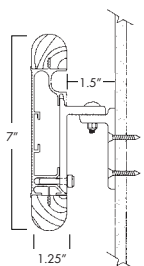


FB-0404: 3-1/2" x 3-1/2" and
FB-0406: 4" x 6"

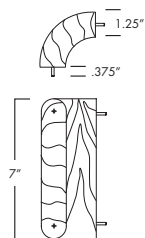
MODEL	HEIGHT	DEPTH	MATERIAL	GAUGE	CAPACITY	APPLICATION
EH-1209-FM	12"	11"	2" x 2" T & 2" x 2" L	1/4"	430 lbs/Bracket	Flush Mount
EH-1212-FM	12"	14"	2" x 2" T & 2" x 2" L	1/4"	430 lbs/Bracket	Flush Mount
EH-1818-FM	18"	20"	2" x 2" T & 2" x 2" L	1/4"	300 lbs/Bracket	Flush Mount
EH-1824-FM	18"	26"	2" x 3" T & 2" x 2" L	3/16" & 1/4"	300 lbs/Bracket	Flush Mount
EH1416B	14.25"	15.75"	2" x 3" T	3/16"	450 lbs/Bracket	Bench Seating
FB-0404	3-1/2"	3-1/2"	6061 Aluminum	1/4"	120 lbs/Bracket	5" Sills
FB-0406	4"	6"	6061 Aluminum	3/8"	150 lbs/Bracket	10" Sills
MODEL	DESCRIPTION	APPLICATION	SPECIFICATION			
EH-FP22/FP23	Stick-on Faceplate Cover	To finish drywall	For 2x2 and 2x3			
EH-SLANTED	Slanted Option for Counter Support	Work areas	Length and angle as specified			
EH-VANITY	Stocked & Make to Order Sizes	Wall mounted sinks	As Specified			
EH-PG	Grommet Option	Wire management	5/8" diameter opening			

Rakks Handrail Products

RAKKS HANDRAIL SYSTEM

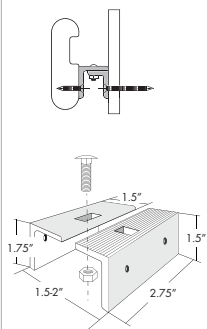


SYSTEM 700. This 7" handrail system meets or exceeds all major building codes as well as ADA requirements for handrails. Solid wood trim offers a secure and ergonomic gripping surface. Extruded aluminum body provides maximum strength to protect walls from carts and other damage.

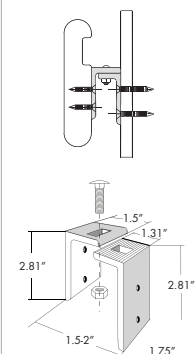


SYSTEM 700 CORNERS AND COVER CAP. This beautifully sanded and finished solid wood component is held securely in place with 1/8" steel pins. It can be used to make inside corners, outside corners and return-to-wall end caps. As an outside corner or end, it protects walls from carts and other damage.

RAKKS HANDRAIL BRACKETS



HR-303 HANDRAIL MOUNTING BRACKET. Manufactured from #380 cast aluminum alloy, this two-piece bracket is used to install 4" to 7" nominal height wood railings. Brackets should be mounted at a maximum spacing of 36" into studs or blocking. Stocked in Rollbrite polished aluminum finish. Mounting hardware (#14 Philip's Flat-Head screws and 1/4" carriage bolt and lock nut) included.



HR-203 HANDRAIL MOUNTING BRACKET. Manufactured from #380 cast aluminum alloy, this two-piece bracket is used to install 7" nominal height wood railings. The vertical orientation of the mounting holes is well suited for installation into studs. Stocked in polished aluminum. Mounting hardware (#14 Philip's flat-head screws and 1/4" carriage bolt and lock nut) included.

HANDRAIL SYSTEMS

Rakks Handrail System 700 beautifully combines the strength and economy of extruded aluminum with solid wood components to provide a sturdy, attractive, and cost effective solution for handrail and crashrail applications. Expertly sanded and finished hardwood components, including inside and outside corners, and ends create an ergonomic design.

Wood components and trim are available in oak, maple, cherry, and mahogany in either clear or stained finishes. The aluminum railing body is available in clear and black anodized aluminum or in custom powder-coated and anodized finishes.

A two-piece mounting bracket allows for easy installation and removal. Mounting brackets also function as splines—allowing multiple pieces to be joined for long runs.

HANDRAIL MOUNTING BRACKETS

Rakks Handrail Mounting Brackets consist of two heavy gauge aluminum parts; one is attached to the wall and the other to the handrail prior to installation. The unique design of this bracket system compensates for a wide margin of installation error and wall irregularities. Slots, in perpendicular axes to each other, provide an automatic adjustment of up to 1/2" to assure a quality installation.



MODEL	DESCRIPTION	SIZE
RS-700	Railing Body	9-1/2" Foot nominal lengths
RC-700	Inside/Outside Corner w/Alignment Pins	1-1/2" Inside radius
HR-700	Mounting Bracket Kit with Hardware	Adjusts rail from 1-1/2" to 2"
MODEL	DESCRIPTION	SIZE
HR-303	Mounting Bracket for 4" to 7" Rail	2-1/2" x 1-3/4"
HR-203	Mounting Bracket for 7" Rail	1-3/4" x 2-7/8"

How to Specify Rakks Products

SPECIFYING STANDARDS	SPECIFYING STANDARDS
<ol style="list-style-type: none"> Specify Model (C, M, E, G, D, Q). <i>Note: Q-standards are compatible with BR and TB Brackets only.</i> Specify Length (up to 144”). Specify Surface or Recessed Mounting. Specify Spacing. We suggest a maximum spacing of 32” for most applications. For heavy loads shorter spans may be required. <i>Note: Specified spacing should be determined by the weight capacity of the brackets and the strength of the shelf.</i> Specify Finish: clear anodized, black anodized, white powder coat or custom. Specify Access Slot locations if required. 	<ol style="list-style-type: none"> Specify Model: BR, BR2, TB, BU, BA, BTR, BF or BL. <i>Note: L-Brackets (BL) must be used with PC2 poles.</i> Specify Shelf Depths. <i>Note: BR, TB, and BL Brackets will support shelves up to 24” deep. BU Universal Brackets will support shelves from 9” to 14” deep. BA, BTR, and BF Brackets will support shelves up to 12” deep.</i> Specify Finish: clear anodized, black anodized, white powder-coat or custom. <i>Note: Aria (BA) Brackets are stocked in clear and black only.</i> Specify Options and Accessories: Retaining Pins, Shelf Rests, Shelf Couplers, Bookends, Glass Hold Down, Hangbars. Specify Make-To-Order Configurations: Slanted, Notched, Shelf Lip, Face-Out, Waterfall. <i>Note: Rakks Extruded Aluminum shelves should be supported with Rakks Style BR or BR2 Brackets.</i>
SPECIFYING POLES	
<ol style="list-style-type: none"> Select Model (PL, PC2, PC4, PS4, PD6). Specify Length: PL poles – up to 11’ floor-to-ceiling with extension. PC2, PC4, PS4 up to 12’ floor-to-ceiling. PD6 up to 16’ floor-to-ceiling. Specify Pole Configuration. See pages 2-3. Specify Finish: clear anodized, black anodized, white powder-coat or custom. <i>Note: PS4 and PD6 are not stocked in white.</i> Specify Access Slot Locations if required. Specify Options: Grommets, Spline Connectors, Channel Nut Plates, Panel Framing Channels, Hinges, Endcaps, Lamp Bracket, Threaded Insert. 	
	SPECIFYING EXTRUDED ALUMINUM SHELVES
	<ol style="list-style-type: none"> Specify Shelf Depth from 4” – 18” – see shelf combinations page 9. Specify Shelf Lengths up to 144”. <i>Note: shelves can be joined end-to-end at a bracket, with shelf splines.</i> Specify Finish: clear anodized (stocked) or custom. Specify Options-Shelf Spline, Shelf Hold-Down Clip, Label Holder. <i>Note: Rakks Extruded Aluminum shelves should be supported with Rakks Style BR or BR2 Brackets. Specify Retaining Pins for Wall-Mounted and L-bracket applications.</i>
	SPECIFYING HANDRAIL PRODUCTS
<ol style="list-style-type: none"> Specify Counter Depth – up to 30”. We will cut any Counter Support Bracket down to a smaller size. Specify Mounting Configuration: Surface Mount or “in-wall” Flush Mount. Specify Finish: mill (unfinished) aluminum, off-white powder-coat, primed, clear anodized or custom. Specify Options: Face Plates for flush mount, Grommets for wire management. Angled and Vanity Brackets are made to order. A dimensioned drawing with specified angles may be required. 	<ol style="list-style-type: none"> Handrail Mounting Brackets are available in 2 configurations: HR-203 or HR-303. For HR-700 system. Specify wood and aluminum finishes.
	TECHNICAL AND DESIGN SUPPORT
	<p>Please call Rangine Corporation’s experienced engineering and technical sales staff for assistance in designing your project or specifying Rakks. We are eager to support you with additional technical specifications, samples, prototypes, or custom design.</p>
	<p>©2011 Rangine Corporation Rakks is a registered trademark of Rangine Corporation. Toggler™ is a trademark of Mechanical Plastics Corp.</p>



RANGINE CORPORATION

Founded in 1971, Rangine Corporation has been devoted to the design, development and production of innovative architectural shelving systems. Starting with the introduction of the original Rakks Shelf Bracket and wall mounted Standard, our shelving systems have been continuously improved and expanded to provide attractive, flexible, and affordable shelving and display solutions. Our specialty brackets provide practical solutions for the installation of counters and railings while reducing installation costs.

Rakks Shelving Systems and Specialty Brackets are designed and manufactured in Rangine Corporation's headquarters, located in Needham, Massachusetts (approximately 15 miles west of Boston).

WARRANTY

Rakks Products are covered by a one year replacement warranty against all defects in material and workmanship.

DESIGNS

All designs presented are, and remain the property of Rangine Corporation. Rangine Corporation reserves the right to make changes in specifications, design, and/or construction without prior notification.

DESIGN SERVICES & ADDITIONAL INFORMATION

Rangine Corporation's experienced engineering and technical sales staff are eager to provide layout and design assistance. Working with your preliminary layout or concept, we will provide a detailed design, parts breakdown and quote for any application.

Call Rangine Corporation at 800-826-6006 for additional specifications, literature or product samples.

By Fax 781-455-8702.

By Email sales@rakks.com