



INDOOR ACCESS POINTS

With a powerful integrated controller, application level intelligence, zero-touch provisioning, and available cloud-based network management, Xirrus XR and XD series Access Points (APs) provide powerful Wi-Fi solutions for environments including classrooms, offices, hospitals, hotel rooms, and more. Xirrus Access Points are backward compatible and the latest model supports 802.11ac Wave 2 with Multi-User MIMO. Xirrus APs feature dual software programmable radios that deliver twice the number of 802.11ac radios compared to standard APs.

CONFIGURATION SPECIFICATIONS

	XR-620	XR-630	XD2-240
Chassis Dimensions	7.7" Diameter, 2" H	7.7" Diameter, 2" H	8" Diameter, 1.82"H
Supported Standards	802.11a/b/g/n/ac	802.11a/b/g/n/ac	802.11a/b/g/n/ac (Wave 2)
Total Number of Radios	2	2	2
Radio Type	2x2, 11ac, 867Mbps	3x3, 11ac, 1.3Gbps	4x4, 11ac, 1.733Gbps
MIMO Technology	SU-MIMO	SU-MIMO	MU-MIMO
Maximum Wi-Fi Bandwidth	1.7Gbps	2.6Gbps	3.47Gbps
Wi-Fi Threat Sensor	Yes	Yes	Yes
Maximum Wi-Fi Backhaul	867Mbps	1.3Gbps	1.733Gbps
Integrated Antennas	4	6	8
Maximum Associated Devices	390 per AP	390 per AP	480 per AP
Max SSIDs	16	16	16
Max VLAN	64	64	64
Wired Uplinks 802.3ad (Aggregate traffic), broadcast, link-backup (failover), load balancing	2-1GbE	2-1GbE	2-1GbE
Maximum Power Consumption	19.0W	23.8W (PoE+)	24.0W (PoE+)*
Weight	1.6lbs	1.6lbs	1.8lbs

* With Bluetooth



INDOOR ACCESS POINTS

TECHNICAL SPECIFICATIONS

Features	Specifications	
RF Management	Dynamic channel configuration Dynamic cell size configuration Monitor radio for threat assessment and mitigation Wired and Wireless RMON / Packet Captures Radio assurance for radio self test and healing	RF monitor 2.4 & 5Ghz Honeypot Control – Increase available 2.4 & 5Ghz wireless device density through management of spurious 2.4 & 5Ghz association traffic. Re-use and increase wireless device density through tight power controls.
High Availability	Supports hot stand-by mode for mission critical areas	
Environmentally Friendly	Supports ability to turn off radios based on schedule configuration	
Wireless Protocols	IEEE 802.11a, 802.11ac, 802.11b, 802.11d, 802.11e, 802.11g, 802.11h, 802.11i, 802.11j, 802.11k, 802.11n, 802.11w	
Wired Protocols	IEEE 802.3 10BASE-T, IEEE 802.3.u 100BASE-TX , 1000BASE-T, 802.3ab 1000BASE-T IEEE 802.1q – VLAN tagging IEEE 802.3ad – Link aggregation IEEE 802.1d – Spanning tree IEEE 802.1p – Layer 2 traffic prioritization DHCP option 82	
Carrier Applications	Passpoint 2.0 Certification	
IPv6 Support (in CLI only)	IPv4 and IPv6 dual stack client support IPv6 only network Increase wireless device density through control of unnecessary IPv6 traffic over IPv4 only networks IPv6 functions: IP addressing, DNS, filters, application control, syslog, SNMP management, SSH, Telnet, FTP, DHCP clients	
RFC Support	RFC 768 UDP RFC 791 IP RFC 2460 IPV6 (Bridging only) RFC 792 ICMP RFC 793 TCP	RFC 826 ARP RFC 1122 Requirements for internet hosts – communication layers RFC 1542 BOOTP RFC 2131 DHCP
Security	WPA IEEE 802.11i WPA2, RSN RFC 1321 MD5 Message-digest algorithm RFC 2246 TLS protocol version 1.0	RFC 3280 Internet X.509 PKI certificate and CRL profile RFC 4347 Datagram transport layer security RFC 4346 TLS protocol version 1.1
Encryption Types	Open, WEP, TKIP-MIC: RC4 40, 104 and 128 bits SSL and TLS: RC4 128-bit and RDA 1024 and 2048 bit	
Authentication	<ul style="list-style-type: none"> • IEEE 802.1x • RFC 2548 Microsoft vendor-specific RADIUS attributes • RFC 2716 PPP EAP-TLS • RFC 2865 RADIUS Authentication • RFC 2866 RADIUS Accounting • RFC 2867 Tunnel Accounting • RFC 2869 RADIUS Extensions • RFC 3576 Dynamic Authorizations extensions to RADIUS • RFC 3579 RADIUS Support for EAP • RFC 3748 EAP-PEAP 	<ul style="list-style-type: none"> • RFC 5216 EAP-TLS • RFC 5281 EAP-TTLS • RFC 2284 EAP-GTC • RFC 4186 EAP-SIM • RFC 3748 Leap Passthrough • RFC 3748 Extensible Authentication Protocol • Web Page Authentication • WPR, Landing Page, Redirect • Support for Internal WPR, Landing Page and Authentication • Support for External WPR, Landing Page and Authentication • Support for Xirrus Guest Access System



INDOOR ACCESS POINTS

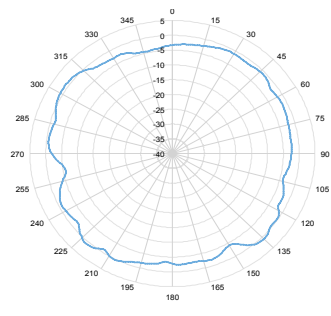
Features	Specifications	
Regulatory Compliance	EMC, Safety and Wireless <ul style="list-style-type: none"> • FCC CFR 47 Part 15, Class B • ICES-003 Class B • FCC Subpart C 15.247 • FCC Subpart E 15.407 • RSS-247 • EN 301 893 • EN 300 328 • EN 301 489 1 & 17 • EN 62311 • EN 55022 (CISPR 22) • AS/NZS4268 + CISPR22 	Safety <ul style="list-style-type: none"> • IEC 60950-1 • EN 60950-1 • UL 60950-1 • CSA 22.2 No.60950-1-03 • AS/NZS 60950.1 • Air handling space (UL 2043)
Environmental Specifications	Operating Temperature: 0-50°C, 5-90% humidity, non-condensing Storage Temperature: -40°C to 70°C	
Channel Support 2.4GHz (Channel selections are based upon country code selections)	1, 2, 3, 4, 5, 6, 7, 8, 9, 10, 11, 12, 13, 14	
Channel Support 5GHz (Channel selections are based upon country code selections)	U-NII-1 – Non-DFS channels 36 40 44 48 U-NII-2A DFS channels ⁽¹⁾ 52 56 60 64	U-NII-2C DFS channels* 100 104 108 112 116 120 124 128 132 136 140 144 U-NII-3 Non-DFS channels 149 153 157 161 165
Management Interfaces	Command line interface Web interface (http / https)	Xirrus Management System (XMS) XMS-Cloud XMS-Enterprise
Management	<ul style="list-style-type: none"> • SNMP v1, v2c, v3 • RFC 854 Telnet • RFC 1155 Management Information for TCP/IP Based Internets • RFC 1156 MIB • RFC 1157 SNMP • RFC 1212 Concise MIB Definitions • RFC 1213 SNMP MIB II • RFC 1215 A Convention for Defining Traps for use with the SNMP • RFC 1350 TFTP • RFC 1643 Ethernet MIB • RFC 2030 Simple Network Time Protocol SNTP • RFC 2578 Structure of Management Information Version 2 (SMIV2) • RFC 2579 Textual Conventions for SMIV2 • RFC 2616 HTTP 1.1 • RFC 2665 Definitions of Managed Objects for the Ethernet Like Interface Types 	<ul style="list-style-type: none"> • RFC 2674 Definitions of Managed Objects for Bridges with Traffic Classes, Multicast Filtering and Virtual LAN Extensions • RFC 2819 Remote Network Monitoring Management Information Base • RFC 2863 The Interface Group MIB • RFC 3164 BSD Syslog Protocol • RFC 3414 User-based Security Model (USM) for version 3 of the Simple Network Management Protocol (SNMPv3) • RFC 3416 Version 2 of the Protocol Operations for the Simple Network Management Protocol (SNMP) • RFC 3417 Transport Mappings for the Simple Network Management Protocol (SNMP) • RFC 3418 Management Information Base (MIB) for the Simple Network Management Protocol (SNMP) • RFC 3584 Coexistence between Version 1, Version 2, and Version 3 of the Internet-standard Network Management Framework • RFC 3636 Definitions of Managed Objects for IEEE Xirrus Private MIBs • Integration with Splunk for accurate search and analysis of intra-organizational IT events • Netflow Export v9 and IPFIX compatibility allows for IP traffic statistics collection

* Currently not available on select models. DFS channels will be available upon regulatory certification.

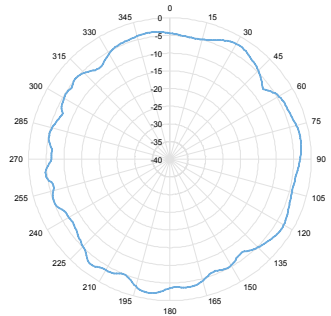


ANTENNA PATTERN*

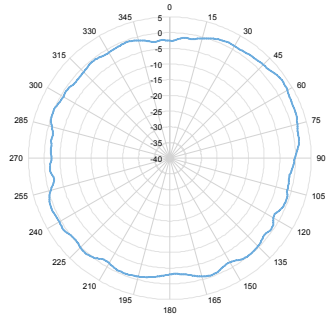
RF COVERAGE ANTENNA PATTERN FOR XR-620



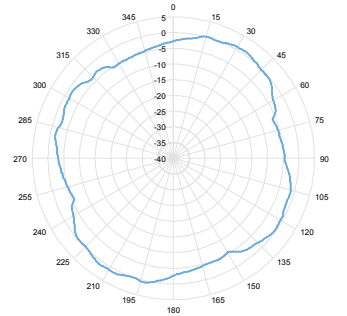
2.4 GHz Azimuth



2.4 GHz Elevation

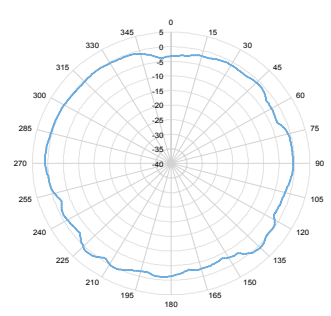


5 GHz Azimuth

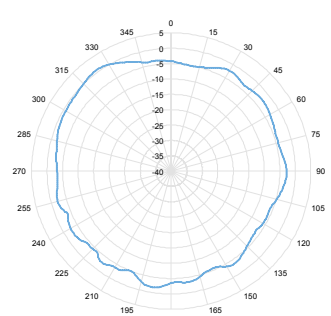


5 GHz Elevation

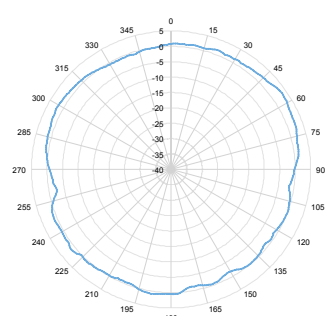
RF COVERAGE ANTENNA PATTERN FOR XR-630



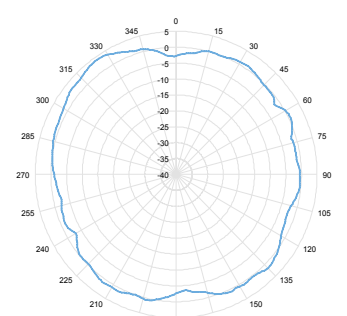
2.4 GHz Azimuth



2.4 GHz Elevation

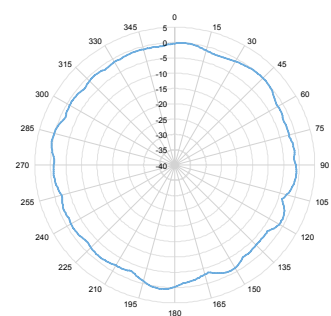


5 GHz Azimuth

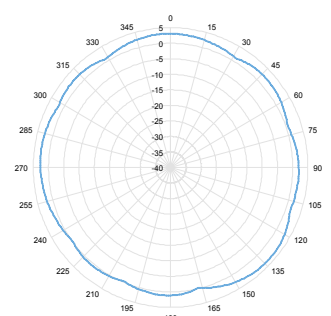


5 GHz Elevation

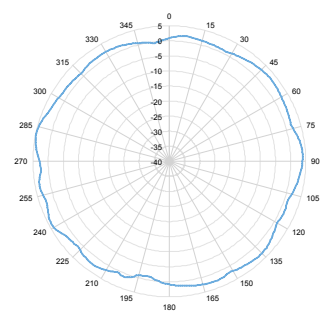
RF COVERAGE ANTENNA PATTERN FOR XD2-240



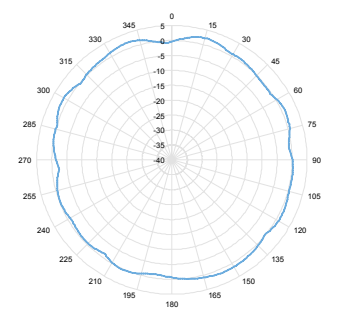
2.4 GHz Azimuth



2.4 GHz Elevation



5 GHz Azimuth



5 GHz Elevation

* Single radio pattern

INDOOR ACCESS POINTS

RECEIVE SENSITIVITY*

2.4 GHz	XR-6x0	XD2-240
802.11b		
1 Mbps	-93	-95
11Mbps	-91	-88
802.11g		
6 Mbps	-92	-93
54 Mbps	-76	-75
802.11n HT20		
MSC0	-92	-91
MSC7	-73	-72
802.11n HT40		
MSC0	-89	-88
MSC7	-71	-69

5 GHz	XR-6x0	XD2-240
802.11a		
6 Mbps	-93	-92
54 Mbps	-76	-75
802.11n HT20		
MSC0	-93	-91
MSC7	-72	-72
802.11n HT40		
MSC0	-90	-88
MSC7	-70	-69
802.11ac VHT20		
MSC0	-93	-91
MSC9	-66	-66

5 GHz	XR-6x0	XD2-240
802.11ac VHT40		
MSC0	-89	-88
MSC9	-63	-63
802.11ac VHT80		
MSC0	-86	-84
MSC9	-60	-59

* Single radio chain

Part Number	Description
-------------	-------------

CONFIGURED MODELS

XR-620	Dual radio 2x2 MIMO 802.11ac AP with up to 1.7Gbps of total Wi-Fi bandwidth; integrated controller with ArrayOS operating system
XR-630	Dual radio 3x3 MIMO 802.11ac AP with up to 2.6Gbps of total Wi-Fi bandwidth; integrated controller with ArrayOS operating system
XD2-240	Dual radio 4x4 MU-MIMO 802.11ac (Wave 2) AP with up to 3.47Gbps of total Wi-Fi bandwidth; integrated controller with ArrayOS operating system; includes 802.11ac license

SOFTWARE LICENSES

AOS-APPCON	Application Control license enabling Deep Packet Inspection (DPI) on 1 radio
AOS-11AC	License to enable 802.11ac operation on 1 radio on XR-620 and XR-630

ACCESSORIES

XP1-MSI-20	1 Port 20W PoE Injector that powers 1 AP (XR-620). Requires order of appropriate XS-PWR-XX cord for the country where the AP will be deployed; refer to Accessories Guide for other options including managed multi-port injectors
XP1-MSI-30	1 Port 30W PoE Injector that powers 1 AP (XR-620, XR-630, XD2-240). Requires order of appropriate XS-PWR-XX cord for the country where the AP will be deployed; refer to Accessories Guide for other options including managed multi-port injectors
Mountings	Refer to Accessories Guide for options, part numbers and detailed information

World Headquarters

Xirrus, Inc.
2101 Corporate Center Drive
Thousand Oaks, CA 91320
Tel: +1 (805) 262-1600

Silicon Valley Headquarters

Xirrus, Inc.
440 N. Wolfe Road
Sunnyvale, CA 94085
Tel: +1 (805) 262-1600

European Headquarters

Xirrus, Inc.
55 Old Broad Street
London EC2M 1RX UK
Tel: +44 (0)207 997 6030