

5th Grade Camp Parent Informational Meeting



Welcome!

Please be sure to sign in 😊

Get the following if needed:

Notebook paper and pencil for note taking

Chaperone paper work at side table

Information and Forms Packet

- Contains some basic important information as well as all the forms to be turned in.
- Was sent home today.
- Permission forms and medical forms need to be completed and returned by November 1st.
- Payment is due by December 1st.





When is Camp?

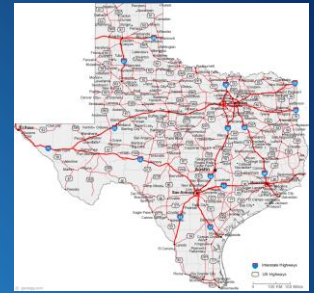


- We will be going to camp for 3 days and 2 nights from December 12th-14th.
- We will depart from Blanton Elementary on Monday, December 12th around 9:00am and return on Wednesday, December 14th around 3:00pm.

Attending Camp

- We want all students to attend camp as the program supports our curriculum and it a great social experience as well.
- If your child does not attend camp they still must attend school on those days. There will be a substitute to provide instruction for those students on those days.

Where is Camp?



- YMCA Camp Grady Spruce- Outdoor Education Center-Main Camp in Graford, Texas approximately 120 miles west of Dallas
- Main Camp is located on the Constantine Peninsula at Johnson's Bend on Possum Kingdom Lake.
- The two towns that are closest to Grady Spruce are Graham (22 miles to the North) and Mineral Wells (32 miles east).
- The address is 3000 Park Road 36, Graford, Tx 76449
- The GPS coordinates are 32.862178, -98.480802

Camp Grady Spruce



Camp Grady Spruce




What is Outdoor Education?

- Camp is an Outdoor Education Experience
- Outdoor Education brings the classroom into the out-of-doors. Students learn about the environment through active, hands-on investigation. The program involves the student's entire curriculum, from math to art to science.
- The Outdoor Education Center, in addition to reinforcing the student's curriculum, stresses the importance of living together in a community, respecting the values and differences of other individuals.
- Outdoor Education is a program that cannot be taught within classroom walls. It's more than learning, it's experiencing and living within the natural environment.



Outdoor Education



What is Outdoor Education? (Cont.)

- Located on beautiful Possum Kingdom Lake, the Outdoor Education Center utilizes its surrounding natural resources, lakeshore, Johnson's Peak, Devil's Island, prairie, wildlife, and native plants to immerse students in experiential learning sessions. Students learn to understand their surrounding environment encompassing all living organisms.
- By living as a community, students are introduced to positive character traits which are reflected in the YMCA Core Values: respect, responsibility, trustworthiness, citizenship, caring, and fairness. The students learn and understand these traits as they relate to fellow classmates and the natural environment.
- After experiencing the Outdoor Education Center, students depart with knowledge and experiences necessary to become active community members.

Outdoor Education



Why Outdoor Education Camp?



Program Objectives:

- To help students understand and experience the relationship between themselves and their environment.
- To support all components of the students' curriculum.
- To provide a positive environment in which students can succeed and develop self-confidence and self-respect and an appreciation of their own worth as individuals.
- To strengthen social relationships through respect for others, cooperation, and friendship.
- To have a safe, fun, and memorable experience.

The Camp Experience



The Camp Experience




Cost



- The cost for camp is \$150 and includes the camp cost and t-shirt. Payment can be made by check payable to Blanton Elementary and is due by December 1st.
- We do need additional materials to make the camp experience a success and welcome donations. A Sign Up Genius will be sent out soon.
- Also you can send money with your child if you want to purchase things at the camp store.



Safety Comes First!



- Safety of your child and everyone at camp is top priority.
- A school nurse, Nurse Tracy, will be attending camp with us as well as administrators.
- Students are under constant adult supervision.
- The camp staff as well as our school nurse are trained in first aid and CPR.
- Our nurse will have your child's health card while at camp. Please make sure it is updated.
- Students do not swim in the water. Life jackets are mandatory during boating activities.

Medications



- Forms in packet must be completed and returned along with medications for any medication to be administered at camp. These forms must be turned in to Nurse Tracy by Nov. 1st and medications must be received at least a week before we leave for camp (Dec. 5th). A separate form must be filled out for each medication.
- All medications must be turned in to and administered by the our nurse. Students can not transport and possess medications while at camp, prescription or over-the- counter. Inhalers are an exception if they can demonstrate proper use to the nurse before hand.

Medications (cont.)



- Only send the amount of medication needed for the time at camp.
- Prescription medications need to be in their original container with a prescription label and must be accompanied by the completed medication form.
- Over-the-counter medications need to be in their original container and must be accompanied by the completed medication form, signed by the parent and doctor. Over-the-counter medications will not be administered without a doctor's signature.

Departure and Arrival



- You will need to bring your child to school on the morning of Monday, December 12th as well as pick them up at school on Wednesday, December 14th in order to transport their luggage.
- We do not recommend riding the bus, due to limited space with luggage.
- If this is a problem, please let us know and we can discuss alternative arrangements.
- Drop off and pick up will be in the parking lot in front of the school.

Transportation

- Charter buses provided by Gotta Go Express Trailways, Inc.



What to Bring



- See Packing List sent home with packet.
- All luggage needs to be labeled with their name.
- Sleeping bags or bedrolls should be inside a plastic garbage bag and labeled with masking tape and name. Send an extra garbage bag for the trip home.
- Students must be able to carry their luggage to the cabin.
- Students will need to bring a backpack to carry their water bottle, camp journal, pencil, flashlight and any other necessities while at camp.

What Not to Bring



- Students are not allowed to bring any electronic items including cell phones, video games, ipods, etc.
- New, nice, or expensive clothes and shoes and jewelry are not recommended.
- Students can not bring food. All meals and snacks are provided.
- Knives or other weapons.

Accommodations



- Students stay in modern cabins that have heat and air conditioning, hot and cold water, sinks, toilets, a shower. Each side of the cabin sleeps 16.
- There are bunk beds. On permission form specify if you do not want your child to sleep on top bunk. Consider if they are an active sleeper.
- Cabins at Main Camp were remodeled recently and are very nice.
- Boys and girls cabins separated.
- There will be approximately 10 students per cabin with 2 parent chaperones. The teachers and nurse stay in a cabin near the student's cabins.



Bunk Beds




While at camp students will be sleeping on bunk beds. While bunks are safe and have a large side railing, if a child is an active sleeper and not used to sleeping on top bunk, it may not be the best choice for them. Please consider the following questions in deciding whether or not you would like to allow your child to sleep on a top bunk.

- Does your child sleep through the night?
- Do they get up frequently to use restroom or for other reasons?
- Does your child have nightmares/night terrors?
- Does your child end up in a different location than went to sleep?
- Do they move around a lot while sleeping?
- Do they adapt well to sleeping in a new environment?
- If you answer yes to one or more of these questions we recommend your child sleep on a bottom bunk.

Cabins




Cabins





Meals and Snacks



- Students will need to bring a sack lunch for Monday, December 12th and pack it in their backpack (not their luggage)
- All other meals are provided and are delicious.
- Meals are served buffet style so everyone can eat as much as they want. In addition to the main course they also provide a salad bar/cereal bar at every meal.
- Visit website for a sample menu. Camp can accommodate most special dietary requirements with advance notification.
- Food Waste Program to teach students about conserving food and composting.
- We provide snacks for during the day when they get hungry.

Dining Hall



The Camp Staff

- David Touchon is the camp director and lives on site.
- The camp staff includes trained naturalists that lead the activities and teach the trails.
- They are awesome!



Schedule

7:50 Flag

8:00 Breakfast

9:00-11:30 Trails/Activities

12:00 Lunch

1:00-2:00 Break

2:00-5:00 Trails/Activities

5:50 Flag

6:00 Dinner

7:00-9:00 Evening Activities

10:00 Lights Out



Trails



Man and the Environment



Johnson's Peak



Devil's Island

Activities



A
r
c
h
e
r
y



Orienteering

Evening Activities

- First Night- Rotations
 - Star Dome
 - Starry Night
 - Night Hike
 - “Hey” Ride
- Second Night
 - Campfire
 - S’mores
 - Cabin Skits



Cabin Groups and Activity Groups

- The students will be able to request 4 people they would like to be in a cabin with and we guarantee they will be with at least one of those people. Students will find out their cabin assignments when we arrive at camp.
- Each cabin has a color, name, and flag.
- Total of 8 cabins- 4 girls cabins and 4 boys cabins.
- 4 activity groups consisting of 2 cabins each (1 boy, 1 girl)





Behavior



- Students will be expected to demonstrate good behavior at school leading up to camp in order to attend.
- Students will be expected to follow the expectations of a Noble Knight and be a safe, respectful, and caring learner at camp.
- We will discuss behavior and safety expectations before camp.
- Students will fill out their goals and sign a contract promising to follow the expectations.
- Students who do not demonstrate appropriate behavior while at camp will receive consequences including missing out on activities or loss of privileges.

Incentives

- While at camp we have an incentive/reward system.
- We award beads for completing activities and demonstrating good behavior and being a Noble Knight.
- The students goal is to build an awesome bead necklace to have as a memento!
- Each cabin votes on a camper of the week and they receive an award!




Camp Store



- There is a store that students may purchase souvenirs and snacks.
- They have Soft Drinks, Sport Drinks, Bottled Water, Snacks, Postcards, T-shirts, Shorts, Hats, Visors, Cameras, Flashlights and Stuffed Animals. A price list can be found on the camp website.
- If you choose to send money with your child, please be sure their money is in a ziplock or envelope labeled with their name.

Curriculum



- The Camp Outdoor Education Experience supports our 5th grade Science TEKS (Texas Essential Knowledge and Skills) and will help students build knowledge and skills for the Science STAAR test.
- Students will be provided with a Camp Journal with activities, trail guides with questions, and daily reflections to complete. This supports all curriculum areas- science, math, language arts, and social studies.

Parent Chaperones

- We will be taking approximately 24 parent chaperones with us to camp this year. There will be 2 parent chaperones per cabin of 10 students.
- Parent Chaperones take on the responsibility for their group of children, monitor behavior, keep students on schedule, and must know where the students are at all times.
- Parent Chaperones must be background checked, able to attend camp all 3 days and are responsible for their own transportation to camp.
- The cost for parent chaperones is paid for by the school. Parents have the option to purchase a t-shirt if they want one.

Parent Chaperones (con't)

- Parent Chaperones will be in the same cabin as their child, unless their child is of opposite gender. If that is the case, parent chaperones will be in the same activity group as their child.
- Parent Chaperone Interest forms are at the back. If we have more volunteers than we need then we will do a lottery system.
- You must complete and turn in the Chaperone Interest Form to your homeroom teacher or Ms. Passons by October 28th if you are interested in going. You must complete a background check online by October 21st. You have to be background checked each school year.
- Parent Chaperones will be announced in early November. Parent Chaperone Meeting will be on November 15th at 6:00pm.

Donations



- We are in need of some materials to make the camp experience a success. This includes snacks, smores' stuff, craft items, bead necklace stuff and miscellaneous supplies for cabins. We also need volunteers to help prepare materials for camp.
- If you would like to donate items or volunteer to prepare materials, we would greatly appreciate it. We will be sending out a Sign-Up Genius through e-mail.

Website

- Check the Camp Link on Ms. Passons webpage for updated information, forms, etc.
- For more information about the camp, visit the YMCA Camp Grady Spruce Website at <http://www.campgradyspruce.org>





We are so blessed to have the opportunity to experience camp with your children! We are excited and are looking forward to having an amazing time! Thank you for your support in making it a success!!!

Thanks for coming!

- If you have any questions please let us know!
- Don't forget to sign in so we know you were here.

