
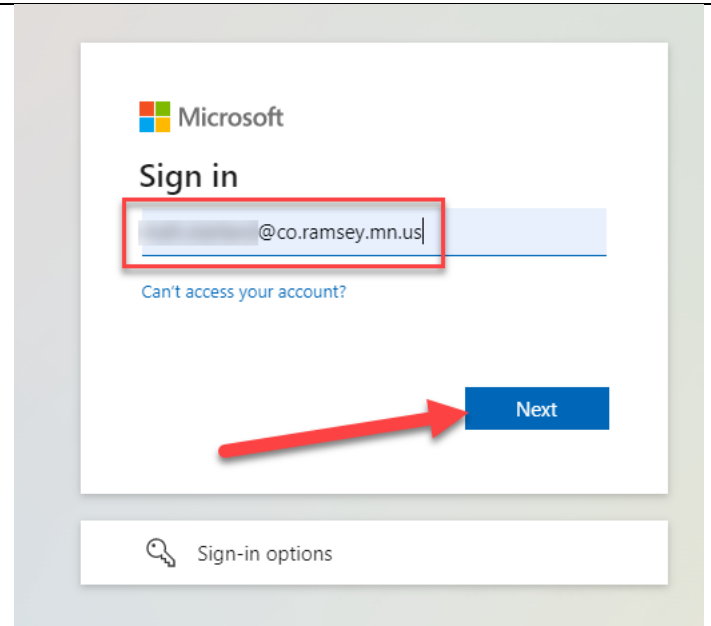


## Initiate Multi-Factor/Self-Service Password Reset Enrollment

1. Open a web browser on your computer and browse to <https://aka.ms/mfasetup>

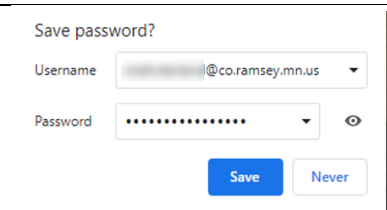


2. Type in your Ramsey County email address when you receive the Sign In screen (i.e. firstname.lastname@co.ramsey.mn.us)
  - a. *Ramsey County contractors, vendors, or consultants: If you do not have a Ramsey County email address, please append @co.ramsey.mn.us to the end of your Ramsey County username.*



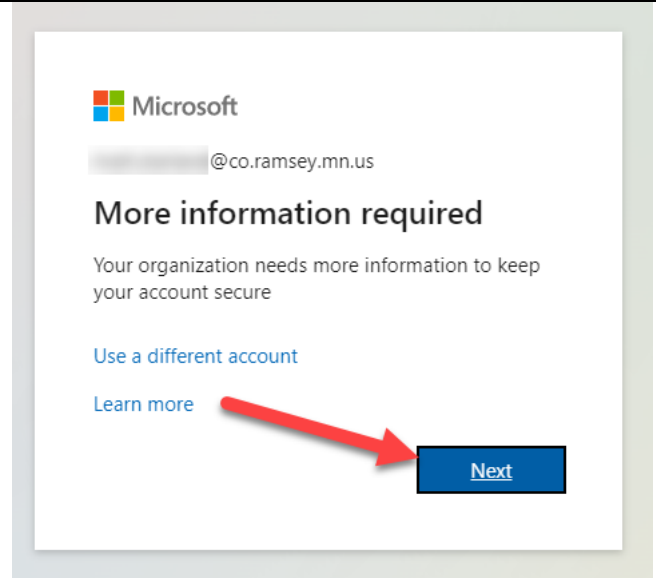
3. and click **Next**

4. If your browser prompts you to save your password, click **No** or **Never**

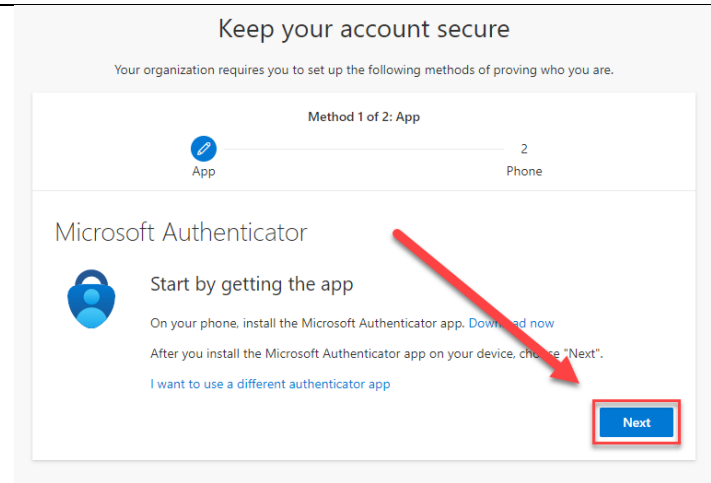


## Instructions: Enroll in Multi-Factor Authentication and Self-Service Password Reset

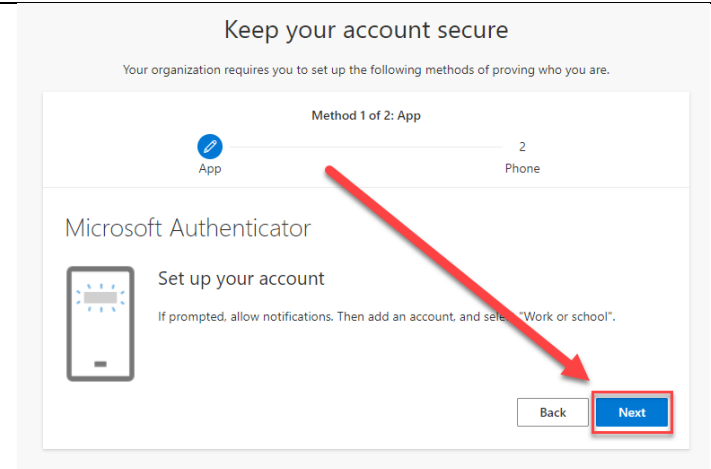
5. Click **Next** to start the enrollment wizard



6. Click **Next**

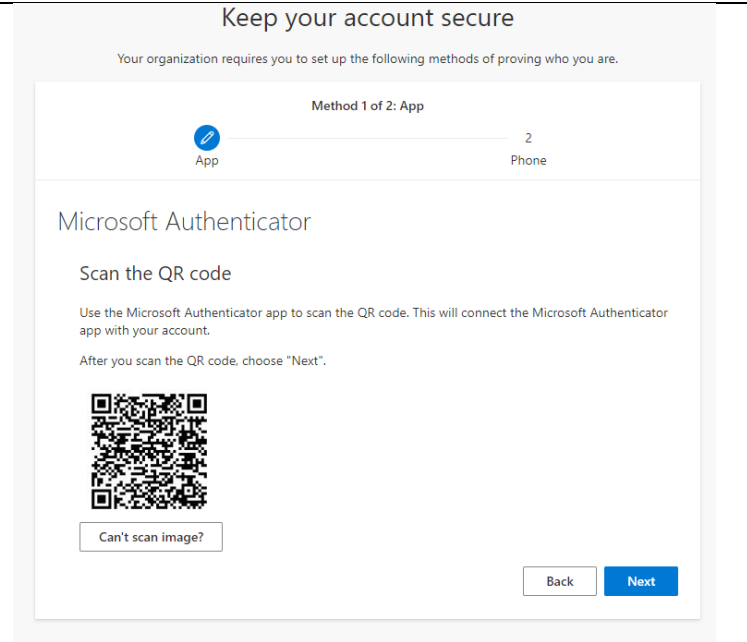


7. Click **Next**



## Instructions: Enroll in Multi-Factor Authentication and Self-Service Password Reset

8. Once you receive this screen, proceed to step 9 below...



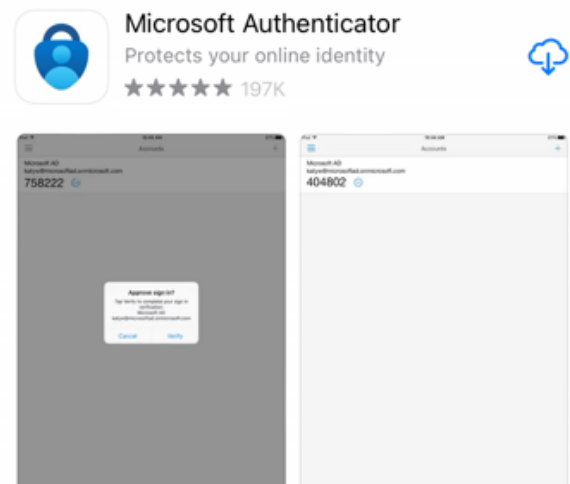
## Download and Install the Microsoft Authenticator Mobile App On Your Mobile Device

*The following screenshots and steps are for iPhones. Androids will be similar.*

*If you already have the Microsoft Authenticator app installed on your mobile device, please open the app, add a new account, and proceed to step 16.*

9. Go to the **app store** on your mobile device and search for the **Microsoft Authenticator** application and install it


*Step 9 example...*



## Instructions: Enroll in Multi-Factor Authentication and Self-Service Password Reset

10. Tap the **Authenticator** app on your mobile device to open it

Step 10 example...



11. Tap **Agree**



### Microsoft needs basic app data

We collect required basic diagnostics to keep the app secure and up to date. This does not include your name or any sensitive data.

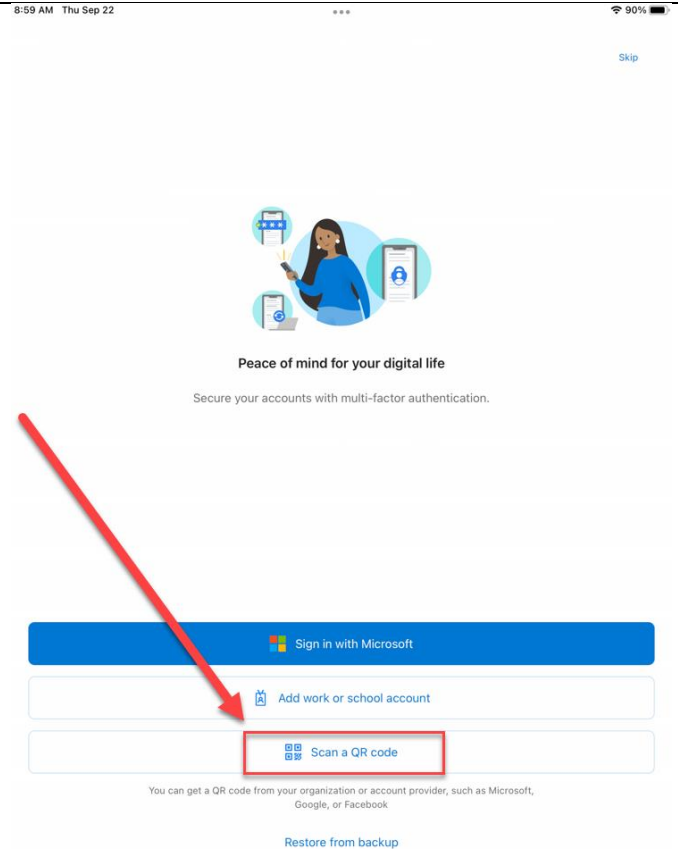
Decline

Agree

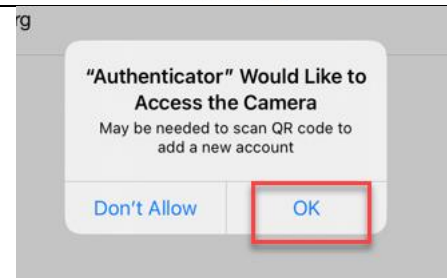
[Privacy statement](#)

## Instructions: Enroll in Multi-Factor Authentication and Self-Service Password Reset

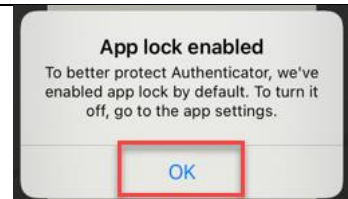
12. Tap **Scan a QR code**



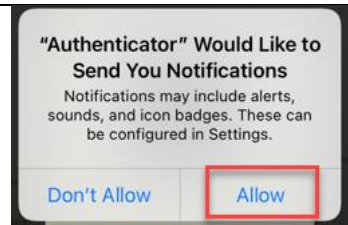
13. Tap **OK** to allow the Authenticator app to use your mobile device's camera to scan the QR code on your computer screen.



14. Tap **OK** if you receive the App lock enabled prompt

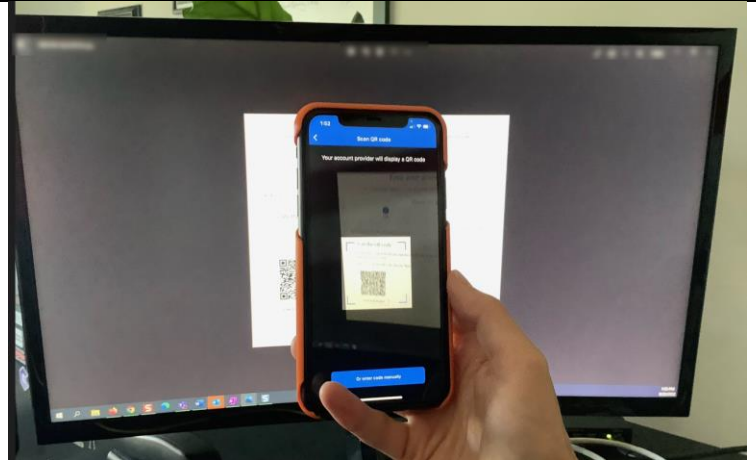


15. Tap **Allow**

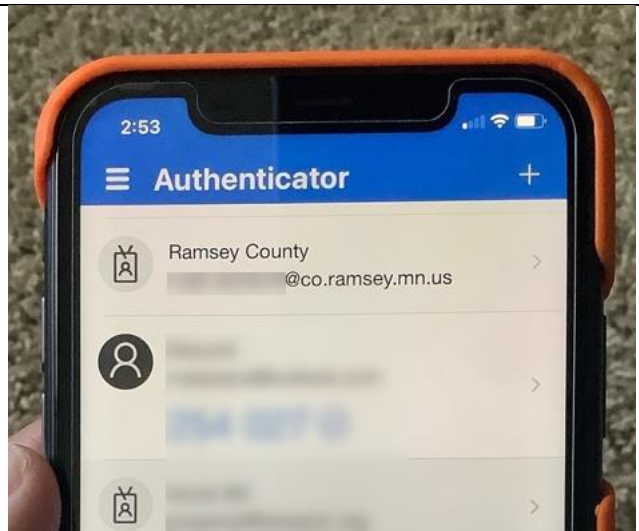


## Instructions: Enroll in Multi-Factor Authentication and Self-Service Password Reset

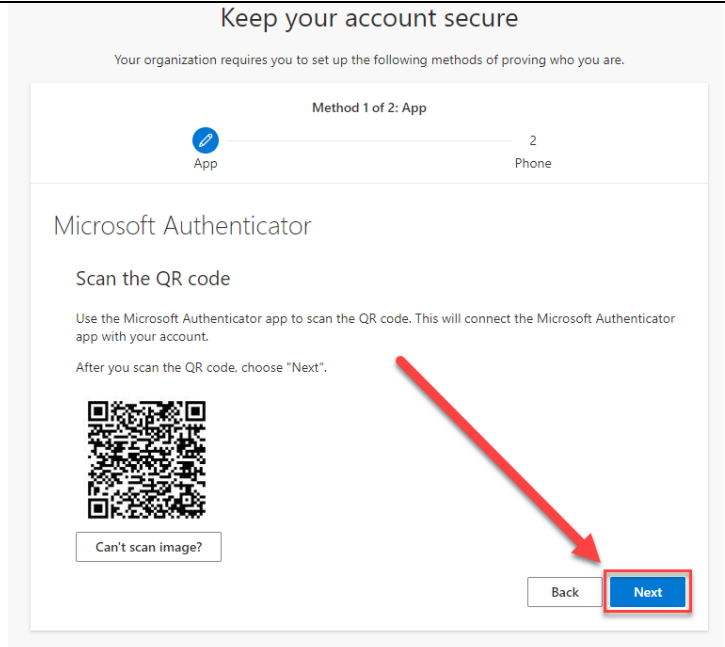
16. Point your mobile device's camera at your computer screen that has the QR code window open and your mobile device will automatically recognize the code.



17. You should now see your Ramsey County email address listed in the Microsoft Authenticator app on your mobile device

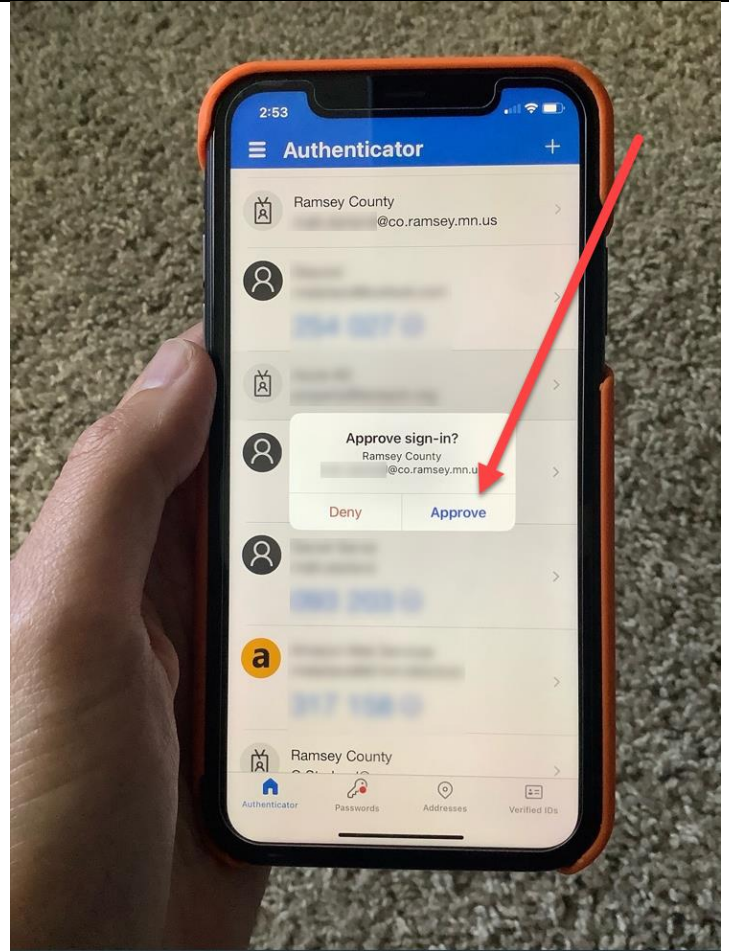


18. Back on your computer, click the **Next** button



## Instructions: Enroll in Multi-Factor Authentication and Self-Service Password Reset

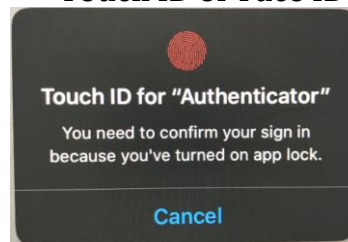
19. Microsoft will now send an Approve/Deny prompt to your Microsoft Authenticator app on your mobile device. Tap the **Allow** button on your mobile device when it appears.



*\*If you receive a notification for **Touch ID**, lightly place your finger on the home button of your phone to scan your fingerprint.*

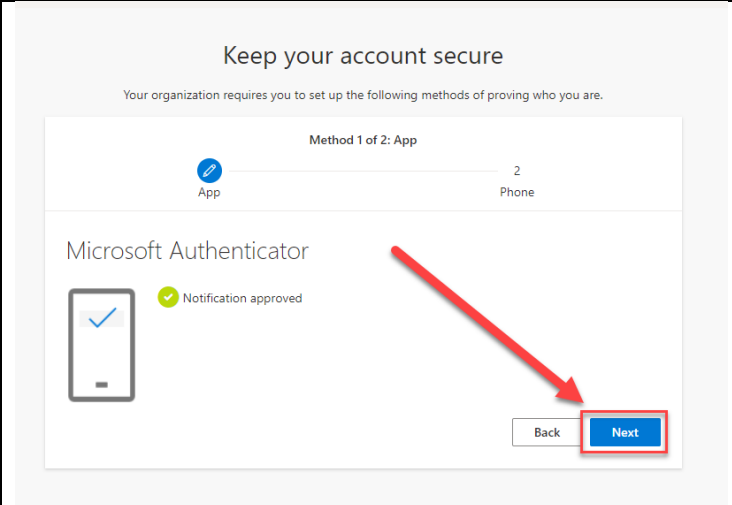
*\*If you receive a notification for **Face ID**, look at your phone's screen so it can scan your face.*

### Touch ID or Face ID



## Instructions: Enroll in Multi-Factor Authentication and Self-Service Password Reset

20. Back on your computer, click the **Next** button



Keep your account secure

Your organization requires you to set up the following methods of proving who you are.

Method 1 of 2: App

App Phone

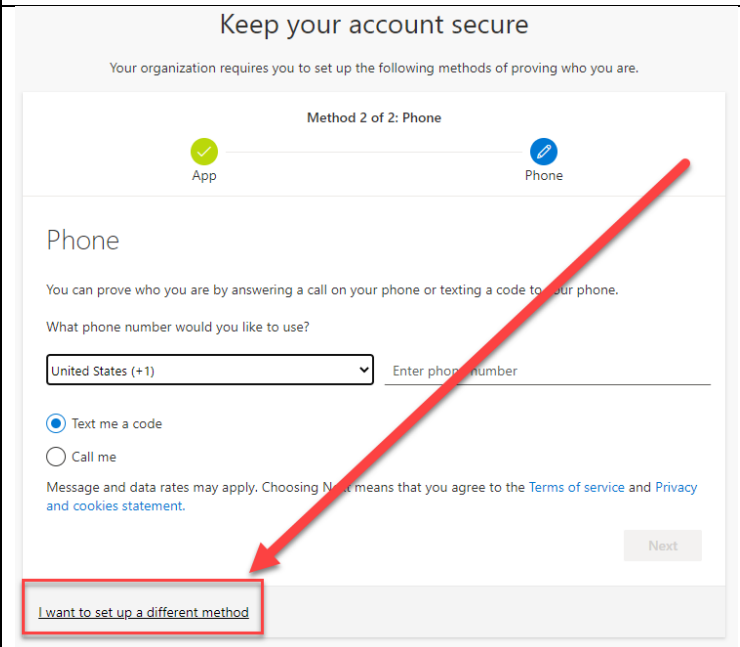
Microsoft Authenticator

Notification approved

Back Next

21. The remaining set of steps will ask for information that will be used in the event that you need to unlock your account or need to reset your password using the Self-Service Password Reset tool.

22. You do not need to provide a phone number, but will instead provide answers to security questions. Click the **I want to setup a different method** link.



Keep your account secure

Your organization requires you to set up the following methods of proving who you are.

Method 2 of 2: Phone

App Phone

Phone

You can prove who you are by answering a call on your phone or texting a code to your phone.

What phone number would you like to use?

United States (+1) Enter phone number

☒ Text me a code  
☐ Call me

Message and data rates may apply. Choosing Next means that you agree to the [Terms of service](#) and [Privacy and cookies statement](#).

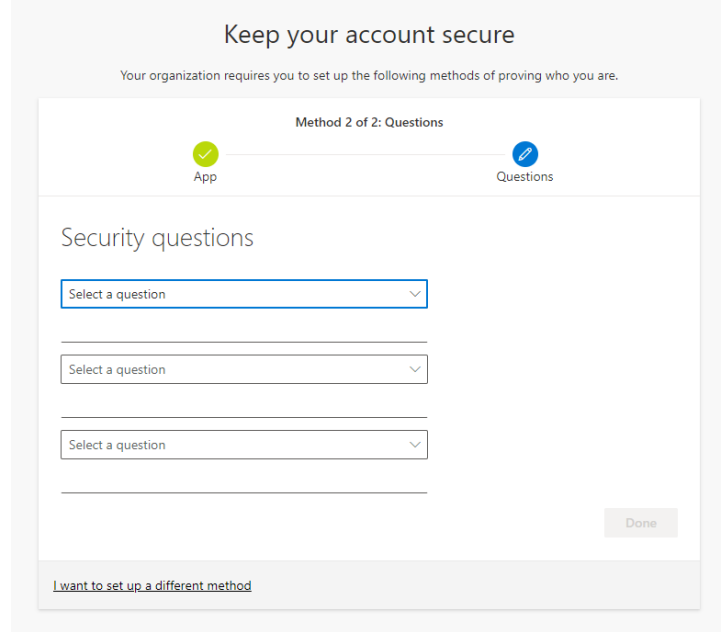
Next

[I want to set up a different method](#)

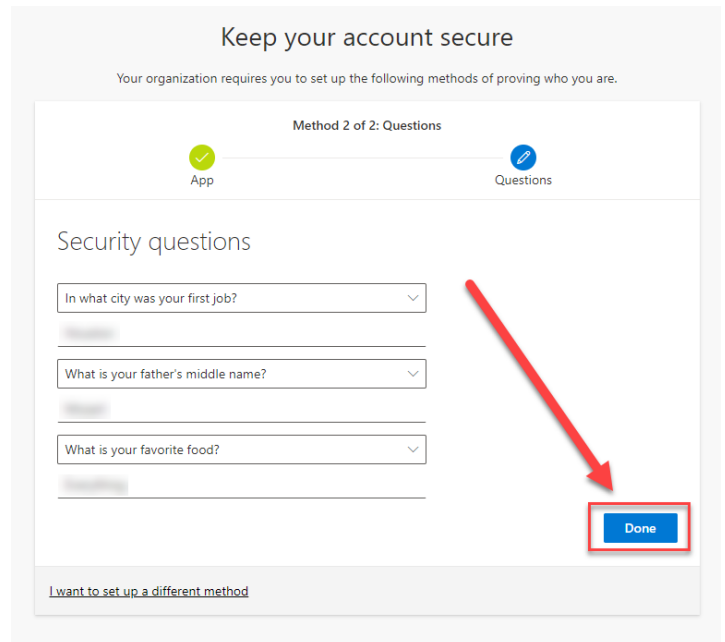


## Instructions: Enroll in Multi-Factor Authentication and Self-Service Password Reset

23. Select questions from the three drop down menus and provide answers that you will most likely remember.



24. Once you are finished selecting questions and providing answers, click **Done**



## Instructions: Enroll in Multi-Factor Authentication and Self-Service Password Reset

25. Click **Done**

Keep your account secure

Your organization requires you to set up the following methods of proving who you are.

Method 2 of 2: Done

App Questions

**Success!**

Great job! You have successfully set up your security info. Choose "Done" to continue signing in.

**Default sign-in method:**

Microsoft Authenticator

Security questions

**Done**

26. This completes your registration, you can now close the browser window on your computer and close the Authenticator app on your mobile device. Please also make sure to read the tips below regarding MFA and using the Self-Service Password reset tool.

The next time you forget your Ramsey County network password or need to unlock your Ramsey County network account, open up a web browser from any device with an Internet connection and browse to <https://ramseycounty.us/passwordreset>. Then click the **Reset network password** button to get back into your account by approving the phone call/text and answering the security questions.

If you have a mobile handheld device (aka smart phone), we recommend bookmarking the website: <https://ramseycounty.us/passwordreset>

*Employees can also access the website by going to [ramseycounty.us](https://ramseycounty.us) and look under "For Employees" at the bottom of the page. One of the menu items is self-service password reset.*

### Password Self-Service Reset

The self-service reset tool will allow employees to reset their computer password, without having to contact the IS Service Desk. Once the user enrolls, the tool is available from any browser, even on external computer networks.

#### Enroll in self-service reset

Employees must enroll in self-service password reset before using the tool to reset passwords.

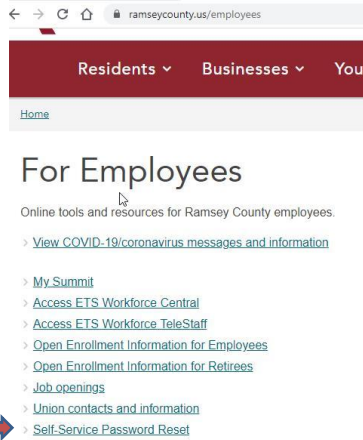
[Enroll in self-service password reset](#)

#### Reset network password

Once enrolled, an employee can reset their password from any device.

[Reset network password](#)

## Instructions: Enroll in Multi-Factor Authentication and Self-Service Password Reset



### Microsoft

Get back into your account

Who are you?

To recover your account, begin by entering your user ID and the characters in the picture or audio below.

User ID:

firstname.lastname@co.ramsey.mn.us

Example: user@contoso.onmicrosoft.com or user@contoso.com



Enter the characters in the picture or the words in the audio.

Next

Cancel

The next time you log into Office 365 (aka OWA), Citrix, or My Summit using a web browser from a non-Ramsey County network, the mobile device you configured for multi-factor authentication will prompt you to approve your sign-in.

If you ever receive the prompt to approve a sign-in and are not in the process of accessing Office 365 (aka OWA), Citrix, or My Summit, you should tap the Deny button since someone else is trying to log in with your account. Make sure to report the incident to the Service Desk.

