

# Inside Stitches

281-320-0133  
[www.3stitches.com](http://www.3stitches.com)

7822 Louetta Road  
Spring, Texas 77379

Volume 21 – Number 4  
October, November, December



## Stoney's Word

# W

e are now looking forward to cooler weather. Not that we may have it anytime soon but we can always hope. Spring, Texas summer weather is long and always hot. With the bad always comes the good. It is a perfect time to drink “sweet tea” as they would call it in the south and stitch. Holidays are fast approaching and perhaps everyone needs to be thinking about the perfect gift for your friend or family member. There is nothing better than a gift that has been made with your hands. We are always here to help you with your selection.

The Fiber Club and Sampler classes are still meeting on Tuesday and Thursday nights once a month. If you signed up for those classes, come and spend the evening with us. There is always something to learn.



**Friday,**  
**November 26, 2021**  
**10:00 AM – 5:00 PM**



Tuesday-Saturday 10:00 am – 5:00 pm

Late Night Tuesday ‘til 7:00 pm

“We Keep You In Stitches”

Page 1 of 14

# Inside Stitches

281-320-0133  
[www.3stitches.com](http://www.3stitches.com)

7822 Louetta Road  
Spring, Texas 77379

Volume 21 – Number 4  
October, November, December



We will be open for **Colorful Friday** from 10:00 am – 5:00 pm. Remember we have all the colors. A discount will be given on items purchased. Come enjoy the day with us.

## **Cranberry Salsa**

1 bag fresh cranberries  
¾ cup sugar  
1 Tb. olive oil  
bunch of chopped green onions  
1 bunch of chopped Cilantro



Put cranberries in food processor and chop  
Chop green onions by hand  
Chop Cilantro  
Chili overnight

## **Pumpkin Pie**

First make pie crust with your favorite recipe. Do not bake crust. Add praline layer as directed:

### **Ingredients for Praline Layer**

1/2 cup pecans  
½ cup dark brown sugar  
3 tbs. softened butter

### **Pie Ingredients**

1 cup granulated sugar  
½ tsp. salt  
1 ½ tsp. cinnamon  
½ tsp. ground ginger  
½ tsp. nutmeg  
½ tsp. allspice



Tuesday-Saturday 10:00 am – 5:00 pm

Late Night Tuesday 'til 7:00 pm

“We Keep You In Stitches”

Page 2 of 14

# Inside Stitches

281-320-0133  
[www.3stitches.com](http://www.3stitches.com)

7822 Louetta Road  
Spring, Texas 77379

Volume 21 – Number 4  
October, November, December



½ tsp. ground cloves  
1 ½ cups canned pumpkin or fresh pumpkin  
1 2/3 cups undiluted evaporated milk  
2 eggs, well beaten

## Directions for Praline Layer

Add pecans dark brown sugar and butter to food processor. Process until ingredients hold together like a paste (in a ball) making sure the pecans are a fine “meal”. Press very firmly into bottom only of the pie crust so it will not float up during baking.

Refrigerate pie shell several hours. (Sometimes I don’t get around to this. In the fridge until I get the filling made.) Start heating oven to 425 degrees F. Combine sugar, salt, spices; add pumpkin, milk, eggs; beat till smooth. Pour into shell. Bake at 425 degrees F for 15 minutes; reduce heat to 350 degrees, and bake 35 minutes or until custard is set. Cool.

“Ice” with fresh whipped cream flavored with vanilla and powdered sugar.

## **Stitching Tips: Correct Needles For Hand Sewing**

Embroidery Crewel needles have longer eye, sharp point 1-10. Similar as sharps with longer eye, general sewing, heirloom sewing.



Chenille needles have longer eye, shaft thinner than eye, sharp point 16-24. Heavy embroidery thread/multiple strands/yarn, etc. Ribbon embroidery.

Beading needles have thin shaft, long eye, sharp point. Ideal for beads, pearls, sequins. Similar to crewels 10, 11, 12.



Tuesday-Saturday 10:00 am – 5:00 pm

Late Night Tuesday ‘til 7:00 pm

“We Keep You In Stitches”

Page 3 of 14

# Inside Stitches

281-320-0133  
[www.3stitches.com](http://www.3stitches.com)

7822 Louetta Road  
Spring, Texas 77379

Volume 21 – Number 4  
October, November, December



Tapestry needles have long eye, shaft thinner than eye, blunt tip 13-28. Decorative specialty threads for needlework, needlepoint, counted cross-stitch, loose woven fabric or canvas.

*Remember we are here to help you. All you have to do is ask.*



**Tales From The Teacher**

**K**nowledge means ease of stitching.

Stitchers come in all different sizes and shapes and knowledge comes in all different levels. The more you know, the more you realize what you don't know. Yes, from beginners to advanced heirloom stitchers there is always something more to learn. Classes allow you to meet people with the same interest. It opens up a whole new world of needlework. Come ask questions and get answers. It is a fun event that will make you more relaxed in the needlework world. Learning becomes fun when shared with others. All of us learn together. We develop friendships through the needlework world. So many people would have never known each other had they not met here at this shop. Come join us for friendship and relaxation. We would love to have you. We are practicing safe habits.

Classes **must** be paid at the time of reservation. If you need to cancel a class, we must be notified 24 hours prior to the date to receive store credit. Should you need a private class, call for an appointment. Private classes are priced according to supplies and length. If you have a question, just ask.

## Saturday Stitchers!

Saturday, October 9, November 13, & December 11  
12:30 PM – 4:45 PM



Tuesday-Saturday 10:00 am – 5:00 pm

Late Night Tuesday 'til 7:00 pm

“We Keep You In Stitches”

Page 4 of 14

# Inside Stitches

281-320-0133  
[www.3stitches.com](http://www.3stitches.com)

7822 Louetta Road  
Spring, Texas 77379

Volume 21 – Number 4  
October, November, December



Saturday Stitchers meet on the second Saturday of the month. Come join us for an afternoon of fun. Visit with old and new friends. Leave relaxed and happy. Not to mention that perhaps you have some projects finished. Have an afternoon to remember.

## Late Afternoon!

Saturday, October 16 – 5:00 PM – 8:00 PM

\$8.00 and go home with a gift

Late afternoon of stitching, laughing, eating, stitching, talking, and more stitching. These occasions are memorable events as fun is had by all. Reserve your spot now!

## Sampler Class!

Thursday, October 14, November 11, & December 9

7:00 PM – 9:00 PM



We are using this time for unfinished projects. If you were in any of the fiber or sampler classes and have not finished your project, please join us for an evening of help and laughter. Perhaps this way you will get your piece finished.

## Fiber Club!

Tuesday, October 19, November 16, & December 14

7:00 PM – 9:00 PM

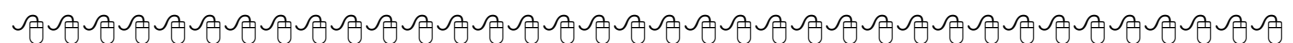


This is an evening for Fiber Club class. We are stitching on a Mrs. Santa which is finished as a standup. Model is stitched on 28 Ct. Beautiful Beige Linen. If you wish to join the class, just let know and come sign up. Also, if you have not finished your afghan, you may bring it to work on and ask questions. If you can't come to class, remember when the class is complete you can order the class kits.

## Basic X!

Saturday, November 13

9:00 AM – 11:00 AM (\$24.00)



Tuesday-Saturday 10:00 am – 5:00 pm

Late Night Tuesday 'til 7:00 pm

“We Keep You In Stitches”

Page 5 of 14

# Inside Stitches

281-320-0133  
[www.3stitches.com](http://www.3stitches.com)

7822 Louetta Road  
Spring, Texas 77379

Volume 21 – Number 4  
October, November, December



Come join us for a basic class. Yes, basic first but then there is always more to add. The more you know about stitching, the more you realize how much more there is to learn. You get real smart when you think you know everything but don't and probably can't. Needlework and especially heirloom needlework are always a learning process.



Additional classes will be offered ahead. Check our website at details.



through out the year  
[www.3stitches.com](http://www.3stitches.com) for

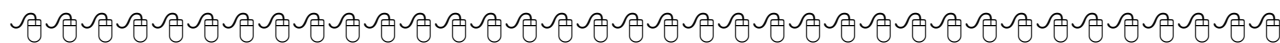
*Remember there is always something new to learn!*

Come to our home to stitch!

**Ornament Club** – Join today. Sign up to receive a kit each month and stitch ornaments from the 2020 JCS Christmas Ornaments magazine. Each month we will send you a kit that will contain the fabric and threads necessary to stitch an ornament. It will also contain embellishments, finishing fabric and detailed instructions to complete your ornament. If you want to learn how to finish, now is the time. At the end of one year, you'll have finished ornaments to use in your decorating or perhaps give as gifts. Call the shop 281-320-0133 to get included in this festive club. Come in the shop and see all the ones we have made.



**Mystery Box** – If you haven't joined the project as of yet, you have missed out on lots of original charts designed exclusively for the event. The box contains not only the chart but also the fabric, threads, and embellishment. Also, one of the charts was signed by the designer just for you. We have used a variety of various threads for these projects to increase your knowledge of the fibers available.



Tuesday-Saturday 10:00 am – 5:00 pm

Late Night Tuesday 'til 7:00 pm

“We Keep You In Stitches”

Page 6 of 14

# Inside Stitches

281-320-0133  
[www.3stitches.com](http://www.3stitches.com)

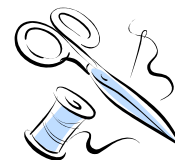
7822 Louetta Road  
Spring, Texas 77379

Volume 21 – Number 4  
October, November, December



**Needlepoint Class** is being scheduled. Call the shop for all the details.

**New! New!  
New!**



*With all the “new” merchandise from the August Expo arriving on a daily basis, we are busy. Items have been placed on the table ready for you to see. We always have orders in for “new” charts as soon as they are designed.*

*Designers notify us of their “new” designs, we order, and they ship.* This may not be the fastest process but under the conditions now it is pretty good. Designers design, we see, and we want. Who ever heard of anyone having **too much stash**? If you are looking for something special, give us a call. We either have it, it is on its way to the shop, or we can get it. Be a little patient please. We can get anything in this industry that is available. We love keeping the UPS and Fed Man busy. We not only have an **online shop** but a **retail shop**. Our shop is well stocked with everything needed to complete a project – chart, fabric, thread, embellishments, etc. We are in the needlework business!

**3 Stitches** is a “one stop shop”. We not only know where to get the project but also how to do the project. We have a website, [www.3stitches.com](http://www.3stitches.com) or you can always email us at [3stitches@3stitches.com](mailto:3stitches@3stitches.com) with questions. Come in and let us help you.

**Artful Offerings** has “Autumn At Bunny Hill Manor” which was stitched on 36 Ct. Linen. However, the piece could also be done on other sizes of Linen if it would be easier for you to stitch. It was stitched using Weeks Dye Works floss with a DMC conversion included on the chart if you prefer.



Tuesday-Saturday 10:00 am – 5:00 pm

Late Night Tuesday ‘til 7:00 pm

“We Keep You In Stitches”

Page 7 of 14

# Inside Stitches

281-320-0133  
[www.3stitches.com](http://www.3stitches.com)

7822 Louetta Road  
Spring, Texas 77379

Volume 21 – Number 4  
October, November, December



**La-D-Da** has “A Pocket for Potions” with toad’s, wort, spider, and more. Model was stitched on 35 Ct. 18<sup>th</sup> Century Rook Linen by R & R using one strand of Gloriana Silk over two linen threads.

**Cottage Garden** has “Summer At The Shore” with a seagull, water, ship, and sand dollars. Model was stitched with Gentle Art and DMC threads.

**Waxing Moon Designs** has all a good night”. Model was stitched with threads with the chart having a used for embellishments to



“Christmas Street” with a message “to stitched with Classic Colorworks DMC alternative. Mill Hill beads are enhance the piece.

**Little House Needleworks** has “Gather Ye verse, people, crows, and a white house. Model Pecan Shortbread Legacy Linen from Access Colorworks threads were used and the framing was



Pumpkins” with a was stitched on 30 Ct. Commodities. Classic done locally.

**Country Cottage Needleworks** Sampler of the Month. We have ready to go. If you need thread,



has “October Sampler” in their series of these samplers packed with the fabric and please let us know.

**Ink Circles** has “ July, August, and September Rabbit, Rabbit” out. We know some of you are collecting all of the Rabbit, Rabbit.



**Imaginating** has was stitched on 14 Remember we can threads if you like.



“Hurry Up & Relax, a Mary Englebright design. Model Ct. Light Blue Aida using DMC threads.

under an umbrella relaxing. It is the Pumpkin Patch” for count perfect red truck and pumpkins.

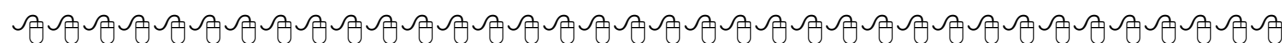


always change Design is of a so peaceful. your blessings



the fabric and woman setting “Meet Me At with that

What more would you want? “Sporty Snowmen Ornaments!” has a hockey player, speed skater, and ice skater snowmen. Now you can



Tuesday-Saturday 10:00 am – 5:00 pm

Late Night Tuesday ‘til 7:00 pm

“We Keep You In Stitches”

Page 8 of 14



# Inside Stitches

281-320-0133  
[www.3stitches.com](http://www.3stitches.com)

7822 Louetta Road  
Spring, Texas 77379

Volume 21 – Number 4  
October, November, December



make an ornament for your favorite just that. It is season's greetings on lives where it snows during the



player. "Holiday Beach Signs" which is the beach. Remember not everyone holidays.



**The Prairie Schooler** has released The 1997, 1998 & 2013 Schooler Santas called "Santas Revisited VIII". If you didn't purchase these during these years, now is the time to do just that. Prairie Schooler Santas are a must have.

**We would like to thank all of you who have supported us during these trying times.**

*Think you would enjoy knowing the latest in the needlework world? Want to learn more about the industry? Perhaps you would enjoy being part of our team? If this sounds like something that you would like to do, please come and see Pam.*

**HELP WANTED!**

## COMING ATTRACTION

### 3 XXX Rated Stitches

First Thursday Evening each month  
Thursday, October 7, November 4, December 9, 2021

6:30 PM – 8:30 PM



The **3 XXX Rated Stitches** group meet on the first Thursday evening of the month. It is a great opportunity to stitch with others. Bring your questions and we will supply answers. **Please call** for reservations **if you plan to attend**. We need to know you are coming. The shop is always open during this time for extra shopping.



Tuesday-Saturday 10:00 am – 5:00 pm

Late Night Tuesday 'til 7:00 pm

"We Keep You In Stitches"


Page 9 of 14

# Inside Stitches

281-320-0133  
[www.3stitches.com](http://www.3stitches.com)

7822 Louetta Road  
Spring, Texas 77379

Volume 21 – Number 4  
October, November, December



## 3 Stitches Gathering

October 6, 13, 20, 27, 2021  
10:00 AM - 12:00 Noon

Wednesday morning is *stitching time* from 10:00 AM – 12:00 PM. Start the day off right with stitching. What a great place to stitch - good lighting and share with those who enjoy your interest. Be a part of a group who enjoys stitching and having fun. There are so many good people with this hobby. Come meet them.

## Saturday Stitches!

October 9, November 13, & December 11, 2021  
12:30 PM to 4:45 PM



We would like to invite you to join us on the 2<sup>nd</sup> Saturday of every month! Come relax and enjoy the afternoon. Meet new people and say hello to the regulars who have been around for a while. Don't miss out stitching with fellow stitchers. Think of all the projects you could get finished if you were here. Bring your project and come and stitch. What a perfect way to spend a Saturday afternoon. If you don't have a project, remember there is one here just for you.

**Don't forget to check out our website!**

[www.3stitches.com](http://www.3stitches.com)

Have you joined "A Texas Year" by Redbird Designs? The 2021 Redbird Club started in January. Each month a new chart comes out. You may select to receive the fabric and chart with embellishment only or also the threads if you wish. Join now and collect all of the designs up to this point by calling the shop or coming in.



Tuesday-Saturday 10:00 am – 5:00 pm

Late Night Tuesday 'til 7:00 pm

"We Keep You In Stitches"

Page 10 of 14

# Inside Stitches

281-320-0133  
[www.3stitches.com](http://www.3stitches.com)

7822 Louetta Road  
Spring, Texas 77379

Volume 21 – Number 4  
October, November, December



*The only place where housework comes before needlework is in the dictionary.*

Thank you for your patronage.

**Saturday, October 9** at 1:00 pm, come by and say hello to the Houston Embroiderers Guild (HEG). They would love to meet you and tell you all about the guild. Houston Embroiderers' Guild falls under the South Central Region of the Embroiderers' Guild of America. The website is [myheg.org](http://myheg.org), South Central Region is [egascr.org](http://egascr.org) and Embroiderers' Guild of America is [egausa.org](http://egausa.org). Hope you are able to stop by.

**If there is a green Stoney stamp here, you can redeem it for 25% off one item.**



Tuesday-Saturday 10:00 am – 5:00 pm

Late Night Tuesday 'til 7:00 pm

“We Keep You In Stitches”

Page 11 of 14

# Inside Stitches

281-320-0133  
[www.3stitches.com](http://www.3stitches.com)

7822 Louetta Road  
 Spring, Texas 77379

Volume 21 – Number 4  
 October, November, December




Compliments of:

**wichelt imports, inc.**

N162 State Hwy. 35  
 Stoddard, WI 54658-9711, U.S.A.  
[wichelt@wichelt.com](mailto:wichelt@wichelt.com)

800-356-9516 • 608-788-4600 • Fax: 608-788-6040  
[www.wichelt.com](http://www.wichelt.com) • [www.millhillbeads.com](http://www.millhillbeads.com)

## Happy Haunting by Designs by Lisa



Model stitched on Wichelt  
 28 count Twilight Blue Linen  
 #7618 and uses one "Eek  
 Cat" button # 86087 from  
 Mill Hill.

Design size 4 1/8" x 4"

Stitch count: 58w x 56h

Use two strands floss for cross stitches

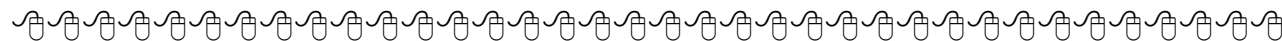
Symbol	DMC	Color
+	310	Black
-	720	Orange Spice-DK
/	722	Orange Spice-LT
♡	762	Pearl Gray-VY LT
(	840	Beige Brown-MD
§	842	Beige Brown-VY LT
♦♦	3052	Green Gray-MD
#	3799	Pewter Gray-VY DK
.	White	White

Backstitching details:

Use two strands 3799 to stitch "Happy Haunting"  
 Use one strand 310 for everything else.

After stitching is complete, attach cat button with  
 matching floss along fence line under the word  
 "Haunting".

© Designs by Lisa, 2011



Tuesday-Saturday 10:00 am – 5:00 pm

Late Night Tuesday 'til 7:00 pm

"We Keep You In Stitches"

Page 12 of 14

# Inside Stitches

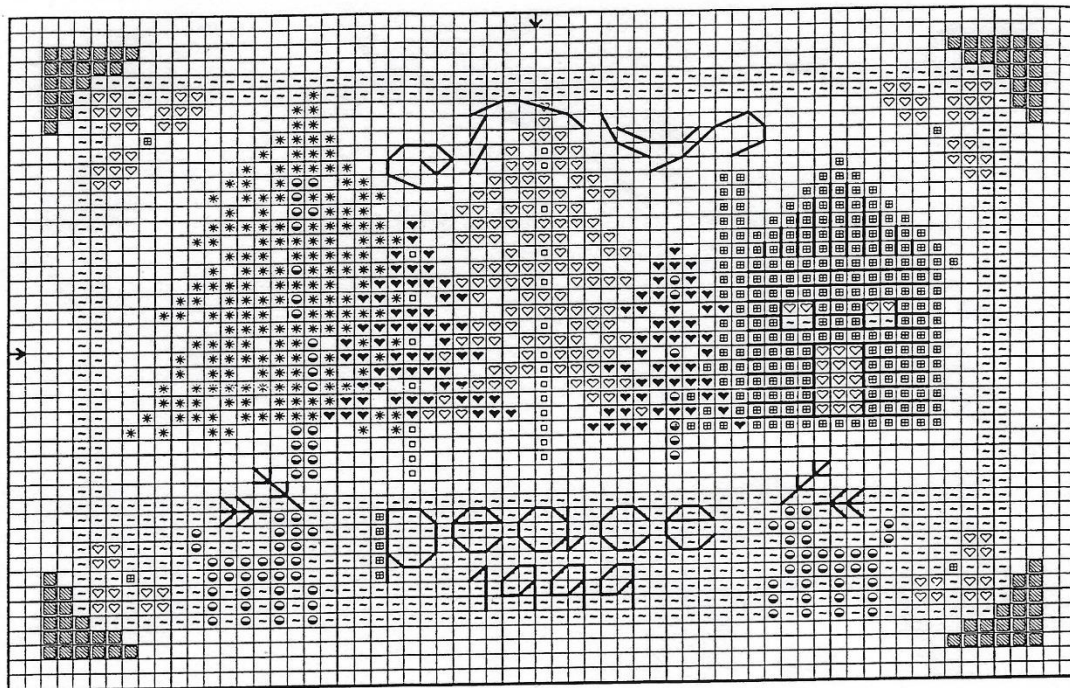
281-320-0133  
[www.3stitches.com](http://www.3stitches.com)

7822 Louetta Road  
 Spring, Texas 77379

Volume 21 – Number 4  
 October, November, December



**3 Stitches**  
 281-320-0133 • Spring, TX



©1999 Something In Common Designs

*PEACEFUL RETREAT — Designed by Barbara Peterson of Something In Common*

- DMC**
- ~ 98 Ecu
  - ▨ 310 Black
  - 434 Brown-Lt.
  - ♥ 470 Avocado Green-Lt.
  - 田 816 Garnet
  - 898 Coffee Brown-Vy. Dk.
  - \* 934 Black Avocado Green
  - ▽ 3051 Green Grey-Dk.

**Fabric:** 32-count Natural-Light linen from Wichelt Imports

**Stitch Count:** 61w x 42h

**Design Size:** 3-1/2"w x 2-1/2"h

**Finishing Instructions:**

1. Measure 1" out from each black corner (1/2" border and 1/2" seam allowance). Mark these lines with a fabric marking pencil, cut fabric and zigzag edges. Cut two strips of coordinating fabric 1-1/2"h by the length of stitched piece and sew these on the top and bottom using a 1/2" seam allowance. Press the seams outward. Cut two strips of the same fabric 1-1/2"h x the length of each side and sew these on the right and left. Press the seams outward.
2. Place ornament top over a piece of backing fabric (right sides together) and pin layers together.
3. Sew around ornament, leaving an opening at bottom to turn. Trim the layers to a seam allowance of 1/4". Trim the corners to seam allowances of 1/8".
4. Turn ornament to right side, fill with polyester stuffing, sew opening closed.
5. Attach purchased cording.

**Instructions:** Cross stitch over two threads, using two strands of floss. Backstitch using one strand of floss.

**Backstitch instructions:**

- 98 Wisps of smoke, cabin
- 310 Deer antlers
- 816 Lettering and numbers



Tuesday-Saturday 10:00 am – 5:00 pm

Late Night Tuesday 'til 7:00 pm

"We Keep You In Stitches"


Page 13 of 14

# Inside Stitches

281-320-0133  
[www.3stitches.com](http://www.3stitches.com)

7822 Louetta Road  
 Spring, Texas 77379

Volume 21 – Number 4  
 October, November, December



Let It Snow

■	Black / Noir	—	Black
▲	Dark Lavender Lavande Foncé	- - -	Noir
▲	Red / Rouge	- - - -	Dark Lavender Lavande Foncé
◆	Emerald / Émeraude	.....	White Blanc
×	Royal Blue / Bleu Royal		
▼	Garnet / Grenat		
>	Dusty Rose / Rose Cendré		
◊	Burnt Orange / Orange Brûlé		
◐	Coffee Brown / Brun Café		
•	White / Blanc		

DESIGN AREA / TAILLE DU DESSIN	
83H x 58W	
Approx. Design Size Taille Approximative du Dessin	Cut Fabric Size Taille du Tissu
11 Count / Compte 5½ x 7¾	11½ x 13¾
14 Count / Compte 4¾ x 5½	10½ x 11½
18 Count / Compte 3¾ x 4¾	9½ x 10¾



Tuesday-Saturday 10:00 am – 5:00 pm

Late Night Tuesday 'til 7:00 pm

“We Keep You In Stitches”

Page 14 of 14