

What's

# BUZZING?

 teachstarter

Curriculum-aligned Content

Year 1

By stockymagesi/shutterstock.com



# Let's Make Every Classroom Buzz!

Easily download ready-to-use, curriculum-aligned, primary school teaching resources.



# Contents



**16**

## Earth Watch: Good Pet Care

Most people have pets. They are cute and fun to play with. But did you know that pets can be bad for wildlife?



**12**

Procedure: How to Make a Banana Split



**20**

Human Histories: Helpful Heroes

## Features

From the Editor's Desk .....	5
Narrative: My Dog Doggo .....	6
Poem: The Robot Chant.....	8
The A–Z of Wonderful Words.....	9
Search-a-Rooney .....	10
Procedure: How to Make a Banana Split...	12
Species Snapshot: Honey Bees .....	14
Earth Watch: Good Pet Care.....	16
Comic: Superfoods – What's for Lunch? ..	18
Human Histories: Helpful Heroes .....	20
Fascinating Facts About Animals .....	22
Letter to the Editor .....	23

# WHAT IS THE BEST TOY EVER?

Is it a tree house? *No!*

Is it a toy car? *No!*

Is it a spaceship? *No!*

The best toy is all these things and more!



Say hello to...

## **THE CARDBOARD BOX!**

The Cardboard Box is every toy rolled into one! **Get yours today!**

**\$99**

\*Fictional product only.

# From the Editor's Desk

Dear Readers,

Welcome to the first Year 1 issue of *What's Buzzing?* This magazine is for kids like you! It has stories to read and things to do. There is something fun for everyone!

You will find:

## **My Dog Doggo**

Enjoy a story about a family that gets a new dog (p. 6).

## **The Robot Chant**

Read a poem about a robot (p. 8).

## **Search-a-Rooney**

Look for hidden things in a crazy world (p. 10).

## **How to Make a Banana Split**

Learn how to make a banana split (p. 12).

## **Species Snapshot: Honey Bees**

Fun facts about bees (p. 14).

## **Superfoods: What's for Lunch?**

Read a comic about lunch (p. 18).

## **Human Histories: Helpful Heroes**

Find out about some brave heroes (p. 20).

So, what are you waiting for? Start reading now. I hope you enjoy the exciting stories and fun facts.

Let us know what you think. Send an email about what you would like to see in the magazine to [support@teachstarter.com](mailto:support@teachstarter.com).

Happy reading!

Royce



# My Dog Doggo

Mum and Dad asked me what gift I would like for my birthday. There was one thing I really wanted. "I want a dog, please!" I said. "A dog is not always a good present," Dad said. "Dogs need to be looked after."

"Dogs need to be fed, taken for walks and kept clean," said Mum. "Owning a dog is hard work!"

I thought about it for a while. I still wanted a dog!

My family and I went to get a dog. We went to the animal shelter. Animals go to the shelter if they don't have a home. There were many dogs and cats waiting to find a new home. The dogs were playing outside.



We started watching the dogs. It was hard to choose one! Then, a small dog came and sat down in front of me. He looked at me and wagged his tail! I gave him a pat. He liked it.

“Can we get this one?” I asked Mum and Dad. They looked at each other.

Dad picked up a ball and threw it. The small dog chased it. He brought it back. Dad was pleased! “I think this is our new dog,” he said.

“What should we call him?” asked Mum.

Just then, my little sister pointed at the dog and said, “Doggo!” We all laughed.

“I think his name is Doggo!” said Dad.

The people at the animal shelter gave us some dog food. They gave us a bed for our new pet. We all got in the car and drove Doggo home.

We played with Doggo for the rest of the day. That night, Doggo ate some food and lay down on his bed. It was a big day!

Everyone loves our new dog. Owning a pet is hard work, but I love my dog Doggo!


**Paul Willey**



# THE ROBOT CHANT


Tom Dignan

This little robot likes to fly high,  
Zooming in the sky, sky, sky.



This little robot likes to have fun,  
Playing all day in the sun, sun, sun.

This little robot likes to munch,  
Bolts and screws for lunch, lunch, lunch.



This little robot has gone to sleep.  
Goodnight, Robot – beep, beep, beep.



# The A-Z of Wonderful Words

O	V	E	R	A	N	Y	S	G	R
E	V	E	R	Y	A	W	T	L	N
A	G	A	I	N	F	H	O	F	C
O	W	A	L	K	T	E	P	G	C
P	K	N	O	W	E	N	T	O	O
E	O	N	C	E	R	W	H	I	U
N	T	S	O	M	E	E	A	N	L
R	O	U	N	D	M	R	N	G	D
B	L	I	V	E	A	E	K	F	I
T	H	I	N	K	Y	F	R	O	M


WHEN  
EVERY  
THANK  
WALK  
AFTER  
LIVE  
ONCE

ROUND  
GOING  
AGAIN  
STOP  
OVER  
KNOW  
MAY

COULD  
THINK  
WERE  
SOME  
OPEN  
FROM  
ANY

# SEARCH-A-ROONEY


Can you find a unicorn?  
Do you see a soccer ball?  
How many clothes pegs  
can you count?





# How to Make a

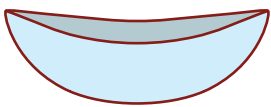
## BANANA SPLIT



**A banana split is the best dessert ever!**

Enjoy this sweet treat on a hot day.


### MATERIALS



Bowl



Banana



Knife




Ice Cream



Chocolate  
Syrup



Nuts

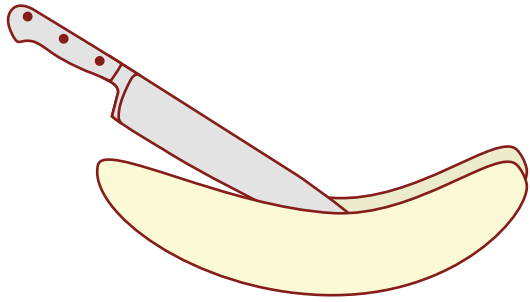


Rainbow  
Sprinkles

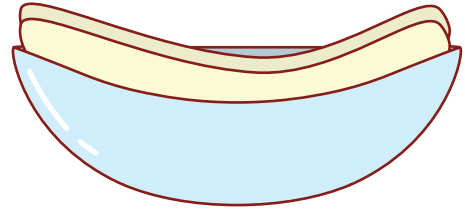


Spoon

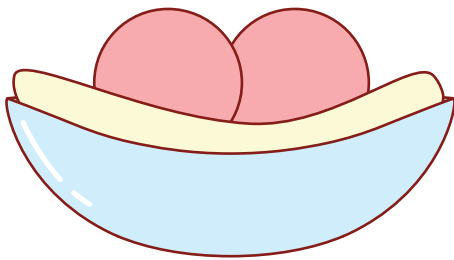
## PROCEDURE



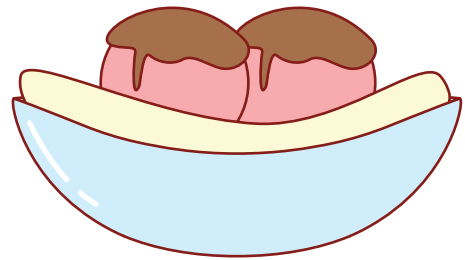
1. Cut the banana in half.



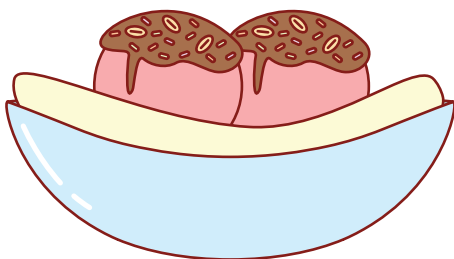
2. Put the banana in the bowl.




3. Scoop two balls of ice cream on top of the banana.



4. Squeeze chocolate syrup on top.



5. Sprinkle on a tablespoon of nuts and rainbow sprinkles.



6. Sit down outside and enjoy! Yum!




## Species Snapshot


# Honey Bees


What animals have five eyes and six legs?  
Honey bees! Honey bees are insects.  
They live in a hive and make yummy honey.




 Honey bees move pollen so more flowers can grow. Flowers give honey bees nectar. They need each other.




 Honey bees live in hives. They make hives from wax. Rooms in the hive are shaped like hexagons and have six sides.


 Honey bees drink nectar from flowers. They turn this into honey. They feed baby bees with the honey.

 There are three types of honey bee – the queen, the drones, and the workers. They all have different jobs.





# The Parts of a Honey Bee



Wings

Pollen Sac

Abdomen

Stinger

Thorax

Eye

Head

Antennae

Tongue

Legs

# Earth Watch

## Good Pet Care



All images have been sourced from Unsplash.

Most people have pets. They are cute and fun to play with. But did you know that pets can be bad for wildlife? Dogs and cats may hurt wild animals or harm wild places near you.

### NO CHASING

Dogs like to run, sniff and explore. Dogs need to be walked each day. But you must take care that your dog does not chase. If dogs chase other animals, they may scare animals away from their homes.

### NO POUNCING

Cats make nice pets. They like to purr. But they like to 'pounce' too! Cats that are let outside will hunt and eat other animals.

### NO DIGGING

Rabbits and mice make good small pets. But make sure they can't get wild! They make lots of babies, and they dig holes and eat the food of other animals.



Make sure that your cat does not hunt birds.



Rabbits and mice must never be set free.




## NO FLYING

Some pet birds may fly in the house. But if they get loose outside, they could fly away and be lost. They might get hurt or they could spread diseases to native birds.

## NO FREEING

Some people think it might be kind to set pets like fish, turtles, snakes or birds free. This is a very bad idea. Pets do not last long in the wild. They can't find food or shelter. They fight with wild animals and try to take over their homes or food. Pets need owners to care for them.



If you take good care of your pet, you will take good care of wildlife too.





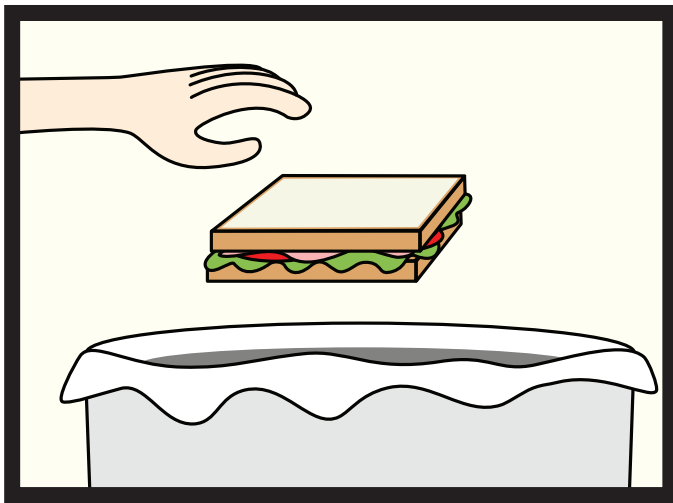

Pet birds have not been born in the wild. They may not live if they are set free.

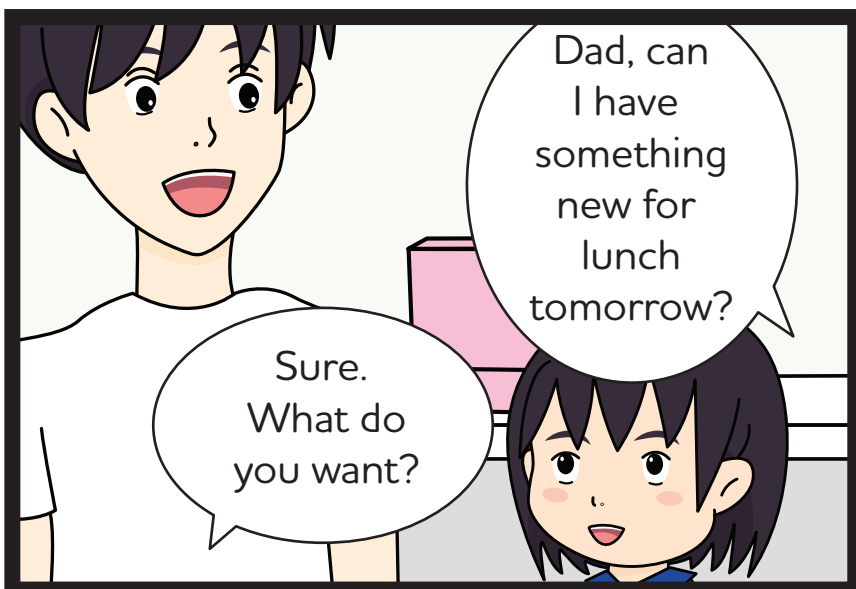


## 10 WAYS TO KEEP ANIMALS SAFE

1. Keep pets away from national parks or wild places.
2. Make sure your yard has a fence so your dog cannot run free or chase.
3. Keep your dog on a leash when you go for a walk.
4. Clean up any mess your pets make in parks or on the street.
5. Give your kitten lots of food and hugs. Keep your cat inside at night so it will not hunt.
6. Keep rabbits or mice safe in a cosy cage.
7. Do not set pets free into the wild.
8. Tell your parents if you see any animals that are hurt or need help.
9. Plant trees that animals like to live in or that birds like to eat.
10. Leave water out for wildlife to drink in dry weather.

# SUPERFOODS

## What's for Lunch?

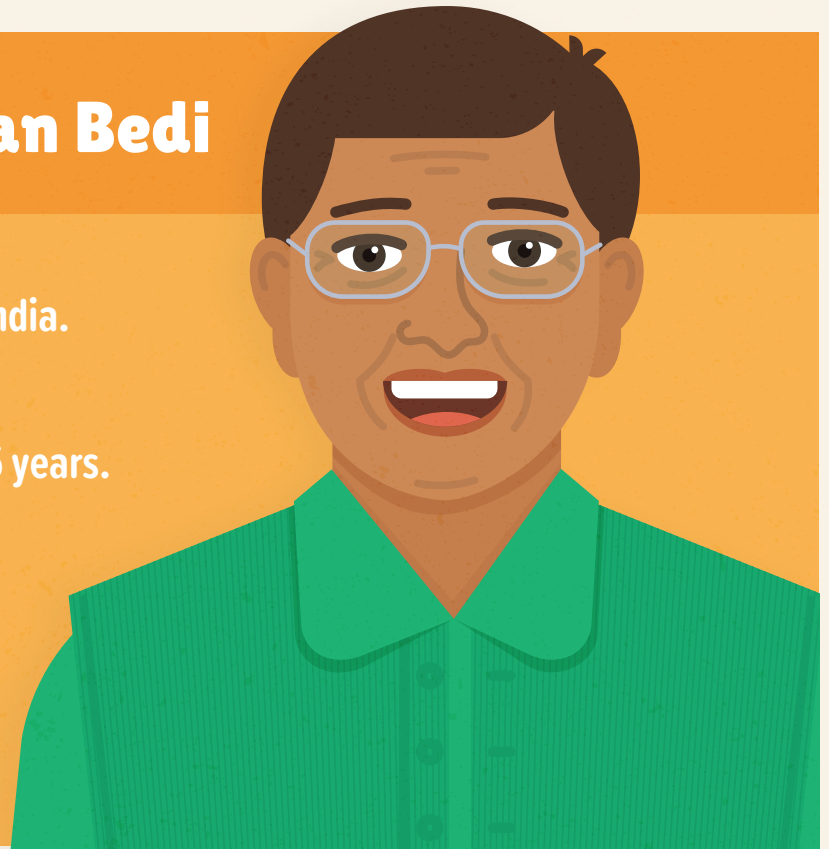




# Helpful Heroes

## Police Officer: Kiran Bedi

She was the first policewoman in India.  
She was a tennis star.  
Then she was a police officer for 35 years.  
She helped stop crime.  
She made people feel safe.



## Doctor: Merit-Ptah

She was a doctor in Egypt a long time ago.  
She was one of the first girl doctors ever.  
Her job was to look after the king.  
She told other doctors how to fix people.  
There is art of her all around Egypt.



# Helpful Heroes

## Vet: James Herriot

He was born in England in 1916.

He was a vet. A vet is a doctor for animals.

He loved to write.

He wrote books about pets and their owners.

People liked to read his books.



## Fireman: Vladimir Pravik

He was born in Ukraine in 1962.

He was a fireman.

He put out a big fire that was very unsafe.

He helped save the city.

He was very brave.



## Fascinating Facts

# ABOUT ANIMALS



A **baby echidna** is called a puggle.




**Koalas** sleep up to 18 hours a day.



**Tigers** have striped skin as well as striped fur.



**Wombat** poo is shaped like a cube.



**Polar bears** have black skin.




**Hummingbirds** are the only birds that can fly backwards.



A **blue whale's** tongue can weigh as much as a car.



The **male seahorse** gives birth to babies.




A **crocodile** can't stick its tongue out.



**Sharks** don't have any bones.

All images have been sourced from Unsplash.



# To the Editor

*More gardens, please!*

Hello! I love playing in the garden.

We are lucky because my school has a garden. We get to play in it most weeks. We even use it during lesson time. We can use it in winter too.

I love the worm farm. I love the bees. I love the flowers and the vegetables. We can see how much the plants grow each week, but not the plants that grow underground.

I really like using the hose to build moats and dams. I really like the mud. I even like the mud when I fall in it after Lucy chases me with a worm!

I know that some schools don't have gardens. I think that is a shame.

We should raise some money so that all schools can have gardens.

**Happy Gardener, 1A**

# Credits

## Design & Illustration

Karen Mounsey-Smith  
Clayton McIntosh  
Boaz Paz  
John Causley  
Fleur Kennish  
Sam Le Cornec  
Carlos Angelo  
Pru Earl

## Contributors

Royce Smart  
Paul Willey  
Janeen Holzberger  
Kristian Wells  
Tom Dignan  
Emma Stuart  
Heath Murray

## Editor

Royce Smart

## Proofreader

Karin Cox

# About Us

## Our Vision

Teach Starter creates brilliant teaching resources that save teachers hours each week preparing for the classroom.


Hundreds of thousands of teachers around the world rely on Teach Starter to help engage their students and make their classrooms buzz!

*“We believe in a world where every child is inspired to build a purposeful and happy life through learning.”*

## Our Story

In 2012, Teach Starter began as a humble email packed full of free resources. Twelve months later, the Teach Starter website was launched.

Fast-forward to today and members can download from over 100 000 pages of purposefully designed, premium teaching resources.





You've read the magazine...  
time to complete the activities!

Did you know that more than 50 individual activities relating to this edition of *What's Buzzing?* are available for Teach Starter members with a paid subscription?

What's Buzzing? Reading Strategy Task Cards

## Human Histories: Helpful Heroes

**Before Reading: Skimming and Scanning**  
Skim your eyes over the text. Which person do you notice first?  
Discuss with a partner what you think about that person.

**During Reading: Inferring**  
While reading about the helpful heroes, discuss about why they decided to help others.  
After reading, discuss with your reading partner about your favourite helpful hero.

**After Reading: Questioning**  
Discuss with your partner about your favourite helpful hero.  
What questions would you ask them if you were in their group.

Five sets of task cards addressing the areas of writing, language, comprehension, reading strategies and higher-order thinking skills can be downloaded now from the Teach Starter website.

Don't have a paid subscription? No problem! Upgrade your membership at [teachstarter.com](https://www.teachstarter.com)