




# THREAD TALES



Volume 26, Issue 3

March 2021

## PRESIDENT'S MESSAGE

**WE NEED YOUR HELP!** Your TQG board is reaching the limit of the adaptations we can make to be able to keep operating during the pandemic. Our board and general meetings have all gone virtual as we have no indoor space for meetings, and many speakers are unable or unwilling to travel. Not all of you have been able to adapt with us, which saddens me, but we are continuing to do our best.

What has fallen by the wayside is our ability to build a slate of officers to replace some of us in the election in March. We have had NO ONE step up to offer to become a part of the board. In a normal meeting year, we have been able to promote these positions at live meetings and build a slate of officers to take over when needed.

I know that many of you, before devoting your energies to quilt-related activities, worked and/or volunteered at many levels, in all kinds of jobs. You have the skills to help your guild.

PLEASE consider stepping up to fill one of our board positions. Many of us are already doing more than one job, but there is no question in my mind that all of you possess the skills to help the Tucson Quilters Guild continue strong into the future. I believe that, as a group, we are stronger than Covid, and we have a whole new decade to shine in.

Later in the newsletter, you can read the details of a proposed amendment to our Bylaws called a Force Majeure. If passed in March, this amendment will give the guild some flexibility to continue to operate during the on-going Covid restrictions. This flexibility includes several officers agreeing to stay on past the end of their terms. HOWEVER, once Covid has run its course, and things start opening up again, this flexibility goes away, and we will need to be on course with new officers, and getting back to whatever our "new normal" will be.

Please read the details of how this Force Majeure works and do more research if you wish to. It is a part of contracts that are being written all over the world these days, and it is one of the few legitimate ways your board can see to keep us going through the next few months.

Yours in Quilting.  
Karen G. Fisher, President



### MARCH CALENDAR

#### Business Meeting:

March 3, 9:30 am

#### General Meetings:

Tues, March 9, 7:00-9:00 pm

Wed, March 10, 9:30 -11:30 am  
(program and lecture)

#### March Workshop:

Thurs, March 11—9:00 to 4:00 p.m.

*This one-day ZOOM workshop begins at 9 am.*

**DRIVE-BY: March 13 — 9:30-11:00**

### APRIL CALENDAR

#### Business Meeting:

Wednesday, April 7, 9:30 am

#### General Meetings:

Tues, April 13, 7:00-9:00 pm Wed.

April 14, 9:30 -11:00 am

*Please note that these events are subject to change due to the current COVID-19 pandemic.*



## Inside this Issue

TQG Programs	2-3
Guild News	4-6
A Word About Membership	7
TQG Bees	8
TQG Meeting Info/Basics	9
TQG Board Members	10
ADS	11
Pattern of the Month	12-15

## TQG PROGRAM INFORMATION

### March Webinar and Workshop

#### Peggy Gelbrich

For over 40 years, Peggy has been quilting and teaching quilt making. Teaching and sharing the art of quilt making is her passion. Originally from Oregon, Peggy spent 22 years in Ketchikan, Alaska with her husband, Ron. Between raising their three children and a full-time job, Peggy taught quilt making and made quilts that won awards and were accepted for showing at the American Quilt Society show in Paducah, Kentucky and the Association of Pacific Northwest Quilter's show in Seattle, Washington. Her quilt, "Roses for Travis and Sharon" is pictured in the book, "Rose Sampler Supreme," by Rosemary Mahkan. She has been published in Fons and Porter's Love of Quilting and Quilter's Newsletter magazines and McCall's Quilting.


Peggy is always looking for that next quilting challenge to learn and pass onto her students. This is why her patience and teaching style earned her a nomination for Teacher of the Year for Professional Quilter magazine.



Peggy's lecture is titled "Life Through Quilting". Through this virtual trunk show of her quilts along with the stories of life happening around them, she gives us a humorous and heartwarming look at how quilting plays a big part in our lives.

And those among us who are anxious to start another new project but just can't face the thought of another quilt without a home, Peggy's "Carpenter's Square" workshop may be just the project you've been waiting for. Like most quilts, it's really an easy puzzle made up of two different blocks and pieced sashing. And you don't even need to purchase any new fabric! Quilting for Others is offering you free fabric from our storeroom solving 2 problems at once: stash control and a place to donate your finished project. And don't forget that this donation will qualify as an entry into the Quilting for Others challenge.

## TQG PROGRAM INFORMATION



For more information on the workshop and a link to the supply list, please go to the Speakers and Workshop pages on the website. And to arrange for that fabric donation, please contact Shellie Whitman at [qfo@tucsonquiltersguild.com](mailto:qfo@tucsonquiltersguild.com).

I hope to see you there.

Kathy Barton – Programs Co-Chair





# GUILD NEWS



## Arizona Documentation Report

By Susan T. Franklin PhD

I subscribe to one quilt magazine, *Quiltmania*. It's bi-monthly and in the July-August 2020 issue, in Carol's editorial, she noted that "The act of sewing is a process of emotional repair." She attributed this quote to an offbeat painter and sculptor, Louise Bourgeois. Carol also included another comment by Louise, "I am what I do with my hands." This really hit home and perhaps it will to you as well. Thomas Jefferson, a favorite founding father, noted that "Every experience deeply felt in life needs to be passed along. Whether it be through words and music, chiseled in stone, painted with a brush or sewn with a needle. It's a way of reaching for immortality." My life has changed; I have even more to stitch! I keep adding projects and now I have one from my cousin, Diana. She hand-pieced 12 quilt blocks in the early 1980s. Remember the color and fabric choices from that time? I made my first quilt about then; what a journey since. Anyway, in Diana's Christmas card, she asked me if I was still interested in turning her quilt blocks into two small quilts (I had offered to do so some years ago). How could I say no? The box arrived last week from New York state. Diana lives on property that George Washington once claimed right after the Revolutionary War. There is an historical marker at the entrance to the very small development. A quilt will go to each of her two daughters. It will be fun to work with the fabrics from the 1980s.

Recently, I got the 3<sup>rd</sup> edition of Barbara Brackman's *Encyclopedia of Quilt Patterns*. What a stunning book and a remarkable contrast to the old black and white version as this includes not only more examples, but also is in color!

If you have questions about anything, quilt documentation in particular, please call or email either Sue Franklin at 520-490-4721; [suevette63@gmail.com](mailto:suevette63@gmail.com). Terry Grzyb-Wysocki at 520-904-2218; [terrygw@mindspring.com](mailto:terrygw@mindspring.com)



Thank you to all the quilters who have contributed their beautiful quilts to support our Cause! There are currently over 300 quilts in stock as part of our three-year 2022 cycle, and they are selling well during the pandemic with 143 quilts sold! Many of these quilts will be displayed and sold at the TMC silent auction in the fall of 2022.

Thank you too to the quilters who stopped by to see us at the Fly-By on February 13. Five beautiful quilts were dropped off, and will be available for sale on the website in mid-March. We will be at all the Quilting for Others Fly-By gatherings at St. Francis Cabrini in case you've finished a quilt that you'd like to donate.

We also had our new raffle quilt, Forever and a Day, at the Fly-By. Thanks to all that purchased tickets. Pictures of the quilt are on our website, <https://www.quiltforacause.org>, and tickets are available now on-line. Please have a look!

Quilt For a Cause is currently looking for new members on our Board of Directors. Are you interested in working to support the local breast and gynecological cancer fight through quilts and quilting? Are you new in town and would like

to get involved and meet some other quilters? Our Board meetings are currently online, and the Directors donate time for the various tasks that need to be done to gather and sell donated quilts. Please contact us if you're interested.

Some of the over 300 quilts are hanging at ACP Eastside Imaging (5515 E. 5<sup>th</sup> Street), Animas Pilates Yoga Dance Center (5575 E River Rd #121), Arizona Oncology - Wilmot and 5<sup>th</sup> location (603 N Wilmot Rd Suite 151), Arizona Oncology - Craycroft Radiation Oncology location (2625 N Craycroft Rd Suite 100), Radiology Limited Wilmot Center for Diagnostic Imaging and Treatment (677 N. Wilmot Rd), and the Community Foundation for Southern Arizona (5049 E. Broadway, Suite 201).

If you happen to be purchasing anything from Amazon.com, we participate in the Amazon Smile program. Please select Quilt For a Cause as your charity, and we will receive a small portion of the sale from Amazon at no cost to you!

If you'd like to make a quilt to donate to Quilt For a Cause, in addition to "guy" quilts, our current need is for quilts with a Southwest, or University of Arizona, theme, as well as for table runners or toppers. We also need baby quilts. As always, we are pleased to receive your quilt gifts with any theme to continue our Cause of fighting breast and gynecologic cancers. Please contact us on the website, and we will make arrangements to get the quilts from you. The quilt donation form is available on our website.

Thank you so much!



# GUILD NEWS

## SPECIAL OPPORTUNITY FOR PAID GUILD MEMBERS!

The Quilting for Others/Quilt-A-Thon Fabric Storage is Overflowing! We need your help to finish projects! We are offering a Time-Limited Prize Drawing with the Drawing to be held at the August 2021 Quilt-A-Thon.

There will be a 1st -4th Place for completed projects turned-in, AND a Grand Prize Gift Basket filled with Quilting Goodies!

1st Place - \$25 Quilt Shop Gift Card

2nd Place - \$20 Quilt Shop Gift Card

3rd Place - \$15 Quilt Shop Gift Card

4th Place - \$10 Quilt Shop Gift Card

So, Renew your '21-'22 membership so that you can participate!

### RULES:

All Projects and Fabrics must come from the Storeroom.

All Paid Guild Members are eligible for Entry.

### ENTRY QUALIFICATION:

\*For EACH (1) Quilt Top completed, Ready to Deliver (Quilted and Bound) You will earn Three (3) entries toward the 1st-4th Prizes and Grand Prize Gift Basket.

\*For EACH (1) Quilt Top completed, Ready to Quilt - You will earn One (1) entry toward the 1st-4th Prizes and Grand Prize Gift Basket.

\*For Every Ten (10) Pillowcase Kits completed - You will earn One (1) entry toward the 1st-4th Prizes and Grand Prize Gift Basket.

Projects will be available at the Monthly Drive-By's or by Appointment. To be announced via Facebook and Email. Have Questions - Contact me telephone or by email (information on membership roster).

On Behalf of the Quilting for Others Team, thank you!

Shellie Whitman

### DRIVE-BY PICS

2/13/21





## MORE GUILD NEWS

WOW, just Wow! The turnout for this month's Drive-by was A-MA-Zing!! We are sincerely appreciative of all of your efforts and support of our mission. Our community will be well-covered due to your efforts. In January you brought us 13 ready-to-deliver quilts, 1 Quilt Top and 20 Pillowcases. This month you brought us 30 ready-to-deliver quilts, 15 Quilt Tops and 44 Pillowcases. The competition is getting tight for First through Fourth place. Everyone is eligible for the Grand Prize Basket! Remember - the Drawing is at the August Quilt-A-Thon! We will be working on more Pillowcase Kits for the March 13th Drive-by.

As always, there is a lot of preparation for these monthly events. We have had a lot of fabric donations recently and we need help cutting these to size. Once cut, we will organize these to their appropriate bin in the storeroom. If you are available to help with cutting, please let me know. We'll make arrangements with you. Instructions will be provided.

If you would like to be part of the QFO Core Team or are interested in learning what that means, please let me know.

On Behalf of the Quilting for Others (QFO) Team - Many Thanks!

Shellie Whitman



# GUILD NEWS

## **It's Membership Time at the TUCSON QUILTERS GUILD by Joyce Holley, membership chair**

Come! Join/Renew and be a part of the ongoing activities of the Guild. We have not stopped being active, learning and growing in our quilting skills and service to others. YES! We are doing our meeting by ZOOM on Tuesday evenings and Wednesday mornings. Workshops continue to happen and many guild members really enjoy the Zoom workshops being in their own space. Quilt for a Cause is going strong; in fact there will be a DRIVE BY on March 13<sup>th</sup> from 9:30-11:00am at St. Francis Cabrini Catholic Church, 3201 E. Presidio Road, Tucson, AZ 85716.

Not only can you obtain supplies to make a quilt for others, you can RENEW YOUR MEMBERSHIP!!!. Yes, that is correct. Joyce Holley will be at the Drive-By all set up, so you can receive the form and pay by check, charge through Square or even pay with cash, all while enjoying a homemade muffin!

There are benefits to being a TQG Member; the best of all is the fellowship even with a mask and social distancing. Come see the activities at the Drive-By and Renew/Join the TQ Guild.

If you are unable to make it to the Drive-By, here is the Online Updated Process

... and there is an updated process to get it done online or through the mail.

Begin your renewals NOW! The new web site section on Membership is ready to go!

If you choose to renew through the USPS mail or through PayPal, here is the process:

Enter the [tucsonquiltersguild.com](http://tucsonquiltersguild.com) web site

Click on Membership found on the blue Menu Bar across the top

Click on Join the Guild which will take you to the Downloadable Membership Form. There are 2 choices renew/join by mail OR by PayPal. This is what it says:

### **Guild Membership By Mail**

[Click Here](#) to download the most up to date Guild Membership form and fill in ALL information and return with \$30.00 annual dues and a Self-addressed stamped envelope.

Mail to: Tucson Quilters Guild, PO Box 14454, Tucson, AZ 85732

Click on the words Click Here: it will take you to the Membership Form. Please, Please, Please fill out all the information requested. The information will help the TQG Board to better do our work in making your Guild the best. Thank you for taking the time to completely fill out the form. You can print out the form, or download it and then print it out – if you have trouble let me know. [membership@tucsonquiltersguild.com](mailto:membership@tucsonquiltersguild.com)

Once the form is printed and filled out, mail it with your check and self-addressed stamped envelope. Once received by the Membership Director Joyce, she will send you your New Membership Card that contains login information. **Or by Pay Pal:**

Please fill in the required fields in this online form and submit payment through PayPal.

Click through the form process

Once to the PayPal link, make your payment. Your payment will be recorded and sent to our Treasurer and Membership Director. You will then receive membership information and Membership Card.

## **TQG Membership Benefits and Value**

Membership in the Tucson Quilters Guild helps us stay connected with other quilters, encourages us to quilt for ourselves and for others, and provides us with resources so that we can learn and grow as quilters. While it may be hard to place a value on all of the membership benefits, at least two have quantifiable financial value: the lectures and workshops by nationally known quilt artists and teachers.

**Lectures** – TQG provides free lectures at our monthly meetings up to eight times each year. Attending these lectures at national quilt shows and conferences like Road to California or AQS QuiltWeek Paducah would cost \$20 for each one hour lecture.

**Workshops** – Similarly, TQG provides one and two day workshops up to eight times each year. TQG offers in-person workshops for \$50 for a one-day workshop. These same workshops would cost more than \$100 on average at national quilt shows and conferences.

TQG's membership fee is currently \$30. A member attending just two meetings with interesting lectures or taking just one of the offered workshops would have a wonderful experience that's valued at more than the cost of a TQS membership.

Additional TQG member benefits are listed at [tucsonquiltersguild.com](http://tucsonquiltersguild.com) on the Membership tab under Benefits of Membership & Fees. (submitted by Keith Dommer, finance committee)

# TUCSON QUILTERS GUILD BEES

## Eastside

### 1492 BEE

Lisa Fryxell – (575) 590-5472  
Columbus Library  
4350 E 22nd Street  
1st Monday, 10 AM to 2 PM

### EAGLE WINGS QOV BEE

Char Gasker  
Quality Quilterz  
8421 E Broadway Blvd  
4th Thursday of the month

### EASTSIDE QUIET BEE

Vicki Moore  
748-7219, 241-7290  
Ask Vicki for location  
1st Thursday, 6:30 PM

### HIMMEL QUILTERS

Ruth Campbell – (520) 792-1639  
Himmel Park Library  
1035 N Treat Ave  
3rd Wednesday, 6 – 8 PM

### NORTHEAST 9 PATCHERS

Janice Jones  
Members Homes  
1st Friday, 9:30 AM

### PACIFIC RIM QUILTING BEE:

Susan Owara – 520-572-9231  
The Quilt Basket  
6538 E. Tanque Verde #130  
1st Tuesday, 10 am

## Eastside, con't.

### TUCSON ART QUILTERS:

No contact person at this time  
Eastside City Hall  
7575 E. Speedway,  
3rd Wednesday, 10 am – Noon

### UFO BEE

Mary Meserve  
The Quilters Market  
7601 E Speedway Blvd  
Every Tuesday, 9 – 11:30 am

## Northwest

### MATERIAL GIRLS

Cindi Huff – (623) 225-6109  
members homes  
1st & 3rd Thursdays, 1 – 4 pm

### MONA LISA BEE:

Debbie Sileven (520) 954-9265  
Foothills Community Church  
3301 W Overton Rd  
3rd Monday, 9:30 – 11 am

### PIECE PATCHERS:

Evelyn George  
Members homes

### NORTHWEST NEEDLERS:

Evelyn George –  
Members homes

## Southwest

### MONDAY NIGHT QUILTERS:

Marie Morris  
403-6208, 623-0123  
Grace Pointe Church  
2555 W Valencia Rd.  
3rd Monday, 6:30 – 8 pm  
*Sept – Nov and Jan – March*

## Green Valley

### NORTH OF THE BORDER:


Patty Goodsell – 989-1754  
Ask Patty for location info  
Every Thursday - 9:30 AM – Noon

## Bee Keeper

For more information about any of the Bees listed or how to start you own bee, please contact our personal beekeeper.

Elizabeth Sonnenfeld,

[beekeeper@tucsonquiltersguild.com](mailto:beekeeper@tucsonquiltersguild.com)





# TUCSON QUILTERS GUILD BASICS

The mission of the Tucson Quilters Guild is to perpetuate the art of quilting, encourage the practice of quilting, and to stimulate interest in this art form.

<b>Who:</b>	All Members
<b>What:</b>	<b>Business Meeting</b> —First Wednesday of every month in the Church Classroom. <b>General Meetings</b> - Second Wednesday of the month in the morning or the Tuesday evening preceding the second Wednesday - in the Parish Hall.
<b>When:</b>	<b>Business Meeting</b> – 9:30 AM ~ 10:30 AM <b>General Meetings:</b> Tuesday Evening –7:00~9:30 PM <b>FLY-BYS</b> 9:30–11:00 A.M. Saturday after general meeting Wednesday Morning –9:30 AM~12:00 PM
<b>Where:</b>	St Frances Cabrini Church 3201 E. Presidio Near Fort Lowell and Country Club
<b>(How):</b> Parking	Guild members are asked to refrain from parking in the spaces in front of the Parish office; the Church wants these spaces to remain open for Church members who have business to attend to in the office. This is the small building to the east of our meeting room. <b>PARKING NOTICE:</b> Tuesday evening attendees: The Church's Family Classes are in session again, so PLEASE DO NOT PARK IN THE FRONT LOT. Use the side or back lot.
<b>Why:</b>	Come to get involved with all aspects of the Guild, to make new friends, learn new quilting skills, share, but most of all, to have <i>FUN</i> .
<b>Cost:</b>	Members – \$30/year (due in March) Guests – \$5/meeting

## TQG MEETINGS ARE FRAGRANCE FREE

Please remember to be kind to fellow members with allergies to scents and perfumes. Please attend the meetings fragrance / perfume free. It means another member can attend.

## USE OF CAMERAS AT GUILD MEETINGS

Due to copyright concerns, photos may be taken before the meetings, during the breaks, and after the meetings.

**No photography or videos are permitted during the guest speaker presentations.**

## NEWSLETTER DEADLINE:

**Submission deadline for the next newsletter is the Tuesday following the Wednesday General Meeting.** For the April Newsletter, deadline is **Tuesday, March 16.** Please send you articles/ ads to the Newsletter Editor at [newsletter@tucsonquiltersguild.com](mailto:newsletter@tucsonquiltersguild.com).

## SHH-HH PHONE APP FOR TQG MEETINGS

<http://shushapp.com> The shush app allows you turn the volume of your ringer off for whatever amount of time you want. At the end of that time your phone's ringer will be turned on again. It is handy for those of us who forget to turn on the ringer again.

## TQG BOARD AND COMMITTEES

President	Karen G. Fisher	president@tucsonquiltersguild.com
Vice President	Marie Morris	vp@tucsonquiltersguild.com
Recording Secretary	Francie McMillan	secretary@tucsonquiltersguild.com
Treasurer	Joyce Province	treasurer@tucsonquiltersguild.com
Endowment/ Donations	<i>OPEN</i>	endowment@tucsonquiltersguild.com
Membership	Joyce Holley	membership@tucsonquiltersguild.com
Member at Large, Evening	<i>OPEN</i>	memberatlarge-pm@tucsonquiltersguild.com
Member at Large, Morning	Joline Albaugh	memberatlarge-am@tucsonquiltersguild.com
Programs Director	Kathy Barton	programs@tucsonquiltersguild.com
Programs Co-Director	Connie German	programs-co@tucsonquiltersguild.com
2021 Quilt Show Director	Pamela Golliet	quiltfiesta@tucsonquiltersguild.com
2021 Quilt Show Co-Director	<i>OPEN</i>	

Dress a Bear	Joyce Bott	
Bee Keeper	Elizabeth Sonnenfeld	
Education	<i>OPEN</i>	
Finance	Keith Dommer	
Guild Pins	<i>OPEN</i>	
Guild Publicity	<i>OPEN</i>	
Historian	Joyce Harrison	historian@tucsonquiltersguild.com
Hospitality	Chris McCollum	
Library	Janet Chumbley	library@tucsonquiltersguild.com
Newsletter	Francie McMillan	newsletter@tucsonquiltersguild.com
Pattern of the Month	Karen G. Fisher	
Quilt-a-Thon	Linda Begega	quilt-a-thon@tucsonquiltersguild.com
Quilting for Others	Shellie Whitman	quilting4others@tucsonquiltersguild.com
Opportunity Quilt 2020	<i>OPEN</i>	
Record Keeper	Chris McCollum	
Website	Sara Luster	website@tucsonquiltersguild.com

HandiQuilter HQ16 long-arm quilting machine \$4,750 or best offer.



Much more for sale.... fabric, thread, books, videos, supplies, storage, yarn, quilt show tote bags/backpacks, et cetera. Did we happen to mention fabric? (Selected furniture and other household items could also be available for sale.)

Long-time TQG member moved from Tucson to live closer to family. We did move several sewing machines and a lot of fabric (can't move everything) to the smaller house. We will have a moving sale by appointment on **March 17-21** with pick up of HQ16 and other larger items through March 22.

Contact [LoriAZQuilt@yahoo.com](mailto:LoriAZQuilt@yahoo.com) to arrange an appointment or request updates if the machine or other items are still available after March 22.

## PLACE YOUR AD IN OUR NEWSLETTER

Do you have a sewing machine or other quilting accessories you would like to sell?

**Members: \$5/ad, for quilting ad/sewing related items.**

Do you have a quilting service you provide?

Quilt related-business/service:

Business Card- 3.5" x 2" (Horizontal or Vertical) **\$10/issue**

1/4 Page Ad-4.25" w x 5.5" h **\$15/issue**

1/2 Page Ad-8.5" w x 5.5" h (horizontal) 1/2 Page Ad 4.25" w x 11"h (vertical) **\$30/issue**

Full-Page Ad 8.5" x 11" **\$60/issue**

**Non-members should add \$5 per category.**

For additional information and/or to reserve space in the next newsletter, please contact

the newsletter editor at: [newsletter@tucsonquiltersguild.com](mailto:newsletter@tucsonquiltersguild.com)

Checks are to be sent to the attention of the TQG Treasurer at P.O. Box 14454, Tucson, AZ 85732



## Pattern of the Month Topsy-Turvy Square in a Square

**Karen G. Fisher**

**Except** the central piece isn't actually a square, which is where the Topsy-Turvy part comes in!

I know this is a simple variation on a very simple pattern. Where I had fun with it was figuring out ways to play with color and value, and make lots of blocks quickly.

I tried dark prints coordinated with medium value tone-on-tones, and light value prints coordinated with light value tone-on-tones. I also think it would be fabulous in black and white, with half black-background fabrics, and half white-background fabrics. Or go monochromatic, or even totally random. The whole point of all these color variations is to make lots of blocks fast, and end up with a fun, quick quilt. These smaller blocks also combine easily with 8" or 12" blocks if you want to add variety to another pattern.

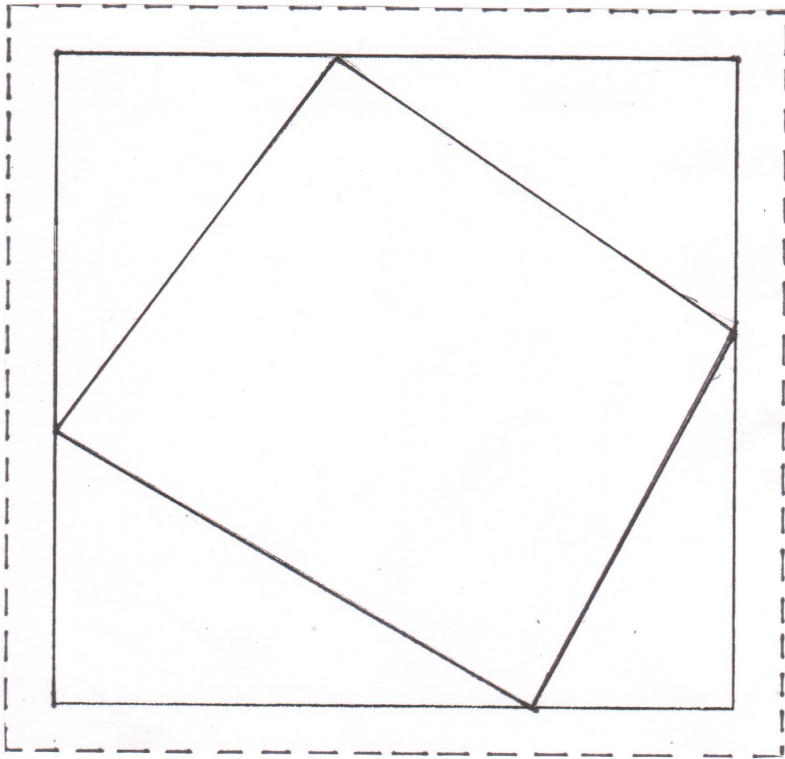
Like many simple blocks, it can be traditionally pieced or foundation (paper) pieced. For foundation piecing a 4" block, start with the center, and add the four corners in any order. To use the basic pattern for a 6" block, increase the size on your copier to 150%.

### **Cutting for regular piecing:**

Use the following patterns (for 4" blocks), to make two sets of coordinated color/value arrangements.

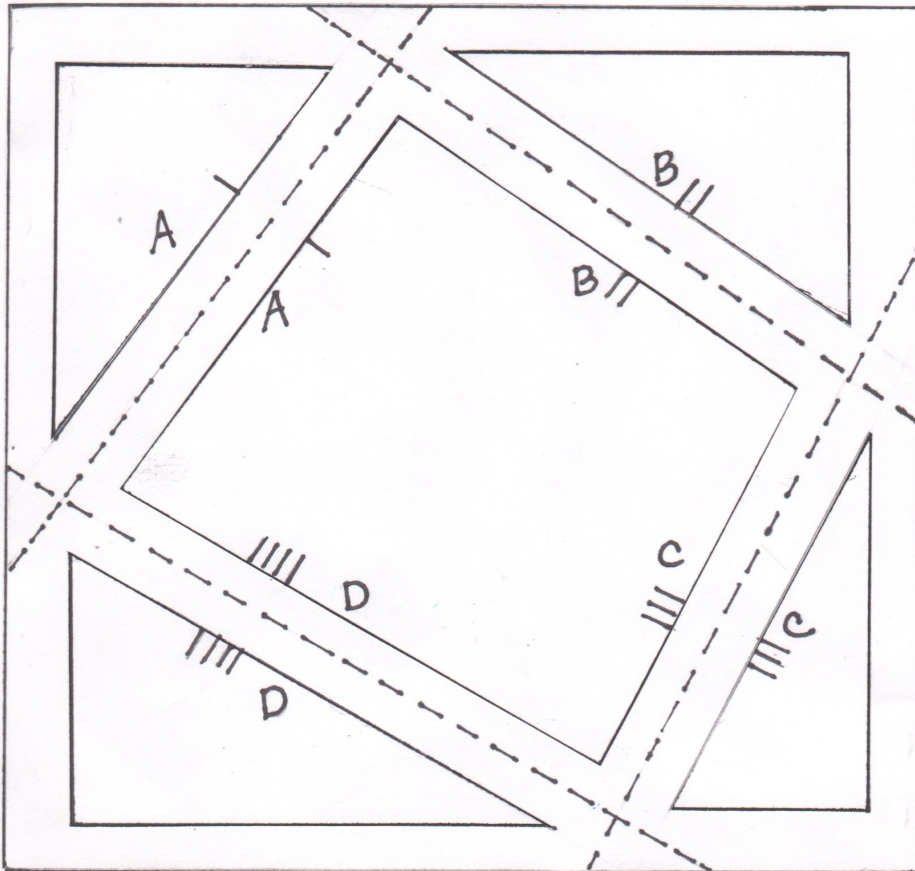
Cut **five each** of an assortment of dark prints, and an assortment of medium tone-on-tone coordinating colors. This will make a total of a total of ten blocks, five with dark centers, and five with lighter centers. These will make a nine-patch and one leftover. When you are cutting for regular piecing, remember that **THE CORNERS ARE NOT INTERCHANGEABLE**. I marked each side of the center and its coordinating corner with matching letters.





**Paper-Piecing:  
Full-size pattern  
for 4" block**

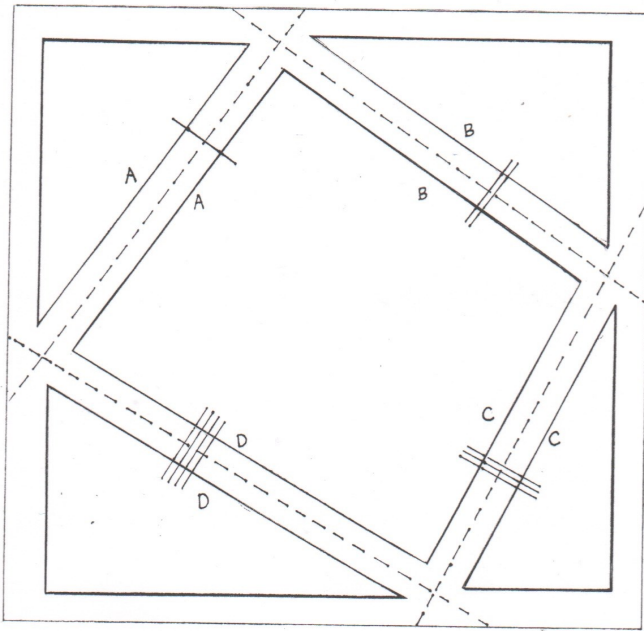
Enlarge 150% for  
6" block



**Cut multiple  
fabrics to make  
as many blocks  
as needed  
Switch light and  
dark centers to  
go with opposite  
value corners**

**Full size cutting  
diagram for:  
4" block (4 1/2" x 4 1/2")**

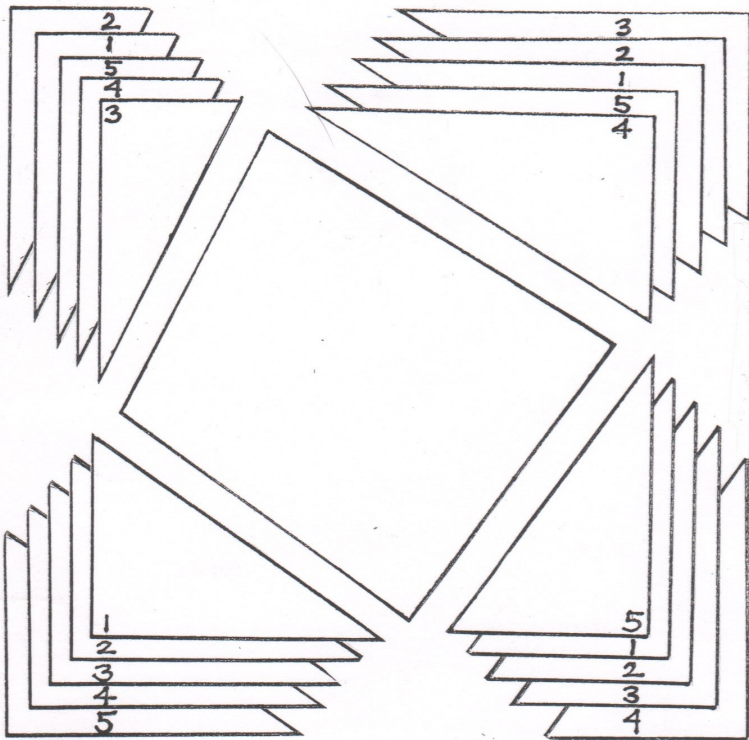




**Cutting diagram  
for 6" block  
Enlarge 200%**







**Restack**  
corner sections  
to have different  
fabric progressions  
around each center

