



KANSAS STATE DEPARTMENT OF EDUCATION

INSTRUCTION MANUAL

SUPERINTENDENT'S ORGANIZATION REPORT (S066)

Due Date:

October 10, 2019



School Finance

www.ksde.org

September 2019



Mission

To prepare Kansas students for lifelong success through rigorous, quality academic instruction, career training and character development according to each student's gifts and talents.

Vision

Kansas leads the world in the success of each student.

Motto

Kansans CAN.

Successful Kansas High School Graduate

A successful Kansas high school graduate has the

- Academic preparation,
- Cognitive preparation,
- Technical skills,
- Employability skills and
- Civic engagement

to be successful in postsecondary education, in the attainment of an industry recognized certification or in the workforce, without the need for remediation.

Outcomes for Measuring Progress

- Social-Emotional growth measured locally
- Kindergarten readiness
- Individual Plan of Study focused on career interest
- High school graduation
- Postsecondary success

Kansas Leadership



Landon State Office Building
900 S.W. Jackson Street, Suite 600
Topeka, Kansas 66612-1212

(785) 296-3203
www.ksde.org/board



DISTRICT 1
Janet Waugh,
Vice Chair



DISTRICT 6
Deena Horst



DISTRICT 2
Steve Roberts



DISTRICT 7
Ben Jones



DISTRICT 3
Michelle Dombrosky



DISTRICT 8
Kathy Busch,
Chairman



DISTRICT 4
Ann E. Mah



DISTRICT 9
Jim Porter



DISTRICT 5
Jean Clifford



DISTRICT 10
Jim McNiece



Landon State Office Building
900 S.W. Jackson Street, Suite 600
Topeka, Kansas 66612-1212

(785) 296-3201
www.ksde.org



KANSAS COMMISSIONER OF EDUCATION
Dr. Randy Watson



DEPUTY COMMISSIONER
Division of Fiscal and Administrative Services
Dale M. Dennis



DEPUTY COMMISSIONER
Division of Learning Services
Brad Neuenswander

The Kansas State Department of Education does not discriminate on the basis of race, color, national origin, sex, disability or age in its programs and activities and provides equal access to the Boy Scouts and other designated youth groups. The following person has been designated to handle inquiries regarding the nondiscrimination policies: KSDE General Counsel, Office of General Counsel, KSDE, Landon State Office Building, 900 S.W. Jackson, Suite 102, Topeka, KS 66612, (785) 296-3204

JANUARY 15, 2019

REVISION HISTORY

Date	Reason of Change	Edited By	Version
9/5/2019	Initial Document Created for 2019-20 version of the S066.	Rose Ireland	1.0

RELATED DOCUMENTS

All documents unless otherwise specified may be found on the **KIDS Project website** (www.ksde.org/kids) - select "Documents" tab.

Date	Document Title/Location	Comments
9/5/2019	2019-20 Enrollment Handbook. https://www.ksde.org/Portals/0/Auditing/Enrollment%20Handbook%20FY2.pdf?ver=2019-09-11-230357-153	The purpose of this handbook is to explain how a student is counted and how to determine the appropriate entries into the KIDS system to generate the correct amount of state aid.
9/5/2019	KIDS 2019-20 Collection System File Specifications	Data Dictionary offering a complete list of the KIDS Collection fields and their valid values.
8/22/2019	KIDS 2019-20 Record Submission Calendar	Contains an overview of the KIDS record types and the Collection Schedule of Submission Windows for the year.
8/30/2019	KIDS 2019-20 Submission Details Documents (ASGT, ENRL, EOYA, EXIT, K-CAN, MILT, QERY, SMSC, SPED, TASC & TEST)	Eleven documents (one for each KIDS record type—ENRL, TEST, EXIT, etc.) that contain a list of required and optional data elements, submission guidelines, and list which reports return data submitted by that record type.
9/12/2018	PBR 2019-20 User's Guide Kansas State Department of Education >Agency>Fiscal and Administrative services>School Finance>Guidelines and Manuals	Manual with instructions on completing the Principal's Building Reports in preparation of submission of the S066.

This page blank for printing purposes.



SUPERINTENDENT'S ORGANIZATION REPORT

TABLE OF CONTENTS

	PAGE
<u>REVISION HISTORY AND RELATED DOCUMENTS</u>	3
<u>TABLE OF CONTENTS</u>	5
<u>INTRODUCTION</u>	6
<u>ACCESS</u>	7-10
<u>ABOUT THIS MANUAL</u>	10
<u>IMPORTANT TERMS</u>	11
<u>USER LEVELS</u>	12
<u>LOGGING INTO THE S066</u>	13
<u>QUICK "TOUR" OF THE S066</u>	14-31
Welcome Page	14
Navigation Menu	15
Create S066	15
Page Navigation	16
Navigating the S066	16
Administrative Data	16
District Info.....	17
Attendance Buildings.....	17
Contact Person.....	17
Schedule Info.....	17
Building Hours.....	17
Inclement Weather Days	17
Staff Development or In-Service Days	18
Anti-Bullying Policy/Jason Flatt Act	17-18
Salaries	18-20
Certified/Licensed Personnel	20-21
Non-Certified	21-22
Federal Title Programs	22-23
Headcounts Table	23-24
Central Office Headcounts Table	25
Headcount and Enrollment at a Glance	25-27
Legal Max.....	27-28
Approve/Submit PBR	29
Print S066	30
Print Prior Years	30-31
<u>HELP RESOURCES</u>	31
<u>CONTACT INFORMATION</u>	32
<u>CONFIDENTIALITY & SECURITY</u>	32
Data Confidentiality	32
Computer Environment Security	32
Additional Data Security & Confidentiality Tips	33
<u>APPENDIX: DATA QUALITY</u>	33
Issues with Data.....	34
Increasing Data Quality.....	34

INTRODUCTION

Dale M. Dennis

– Deputy Commissioner
Division of Fiscal & Administrative
Services
Kansas State Department of Education
ddennis@ksde.org

Craig Neuenswander

– Director, School Finance
Division of Fiscal & Administrative
Services
Kansas State Department of Education
craign@ksde.org

Welcome to the Superintendent's Organization Report (SO66). Whether you have been involved with the SO66 in the past or are brand-new to the SO66, the Kansas State Department of Education (KSDE) wants to be sure that you have information and resources to make the submission of your school's SO66 run smoothly.

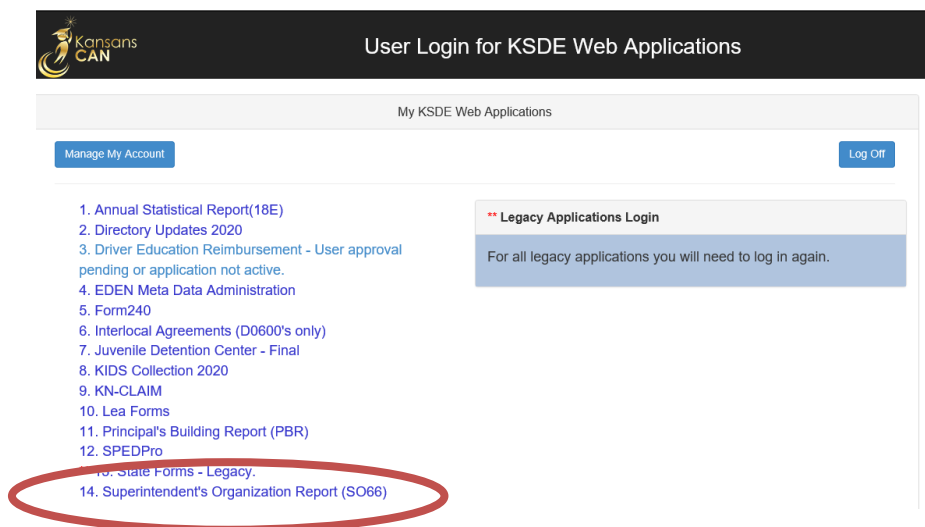
Accuracy is extremely important when submitting the SO66. The SO66 is the official data used to determine the enrollment and various weightings used for computing the district's General Fund and Supplemental General Fund Budgets. The aggregate PBR data will populate to the Superintendent's Organization Report. Throughout the year, requests for information from these reports will be provided to the Legislature, U.S. Department of Education, educators, members of the media and patrons.

ACCESS

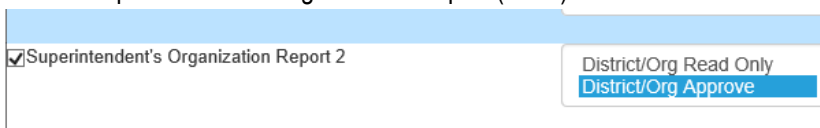
Current Users

If you already have access to KSDE Web Applications, log in and make sure you have “Superintendent’s Organization Report (S066)” in your list of Web Applications.

1. Go to: <https://apps.ksde.org/authentication/login.aspx>
2. Log In and click on “Accept” on the Legal Notice screen.
3. Check to see if you have “Superintendent’s Organization Report (S066)” in your list of web applications (it may be a different number on your screen than number shown in the screen shot below). If you do not, click on “Manage My Account”.



4. If your account has district level access, Superintendent’s Organization Report (S066) will be available to add to your current account. Scroll down the list of applications (in alphabetical order), to check the box next to “Superintendent’s Organization Report (S066)” and then select “District/Org Approve”.



NOTE: If you do not see Superintendent’s Organization Report (S066) listed here, your account does not have district level access. Please see the [New Users](#) section below to register a new account with district level access.

TIP: If you must register for a new username and password, take a minute to note what current Web Applications you are registered for and what user level you are for each. Then, when you re-register for a new username and the LEA Forms application, you can also check the web applications you were already registered for and have all web applications you use available to you under your new username and password.

5. Scroll down to the bottom and fill in the three fields under "In Case You Forget Your Password".

IN CASE YOU FORGET YOUR PASSWORD:

Enter your birthdate, then choose a question to which only you know the answer and which has nothing to do with your password. If you forget your password, we'll verify your identity by asking you to enter your birthdate and the answer to this question:

Birthdate (MM/DD/YYYY):*

Question:*

Answer (this field is case-sensitive):*

Submit

6. Click on "Submit". Once this happens, our IT department will email the contact denoted as "Superintendent" on the Superintendent's Organization Report (S066) web application for approval.
7. Once the Superintendent approves the request, our IT department will add the requested application to your account. When complete, they will email you to let you know that you can now access the new application as requested.
8. You will then be able to go to: <https://apps.ksde.org/authentication/login.aspx> and sign in. You should then see all web applications you had registered and been approved for.

New Users

Individuals who do not have access to KSDE web applications will need to register for access.

1. Go to: <https://apps.ksde.org/authentication/login.aspx>
2. Click on "Register"

Common Authentication Login

Username:

Password:

[Login](#)

[Forgot Your Password?](#)

Need Assistance?

<p>General Help</p> <p>Email:</p> <p>helpdesk@ksde.org</p> <p>Phone:</p> <p>(785) 296-7935</p>	<p>KN-CLAIM Support</p> <p>Email:</p> <p>cnwapplications@ksde.org</p> <p>Phone:</p> <p>(785) 296-2276</p>	<p>KESA Support</p> <p>Email:</p> <p>jnobo@ksde.org - Jeannette Nobo bbagshaw@ksde.org - Bill Bagshaw</p> <p>Phone:</p> <p>(785) 296-4948 - Jeannette Nobo (785) 296-2198 - Bill Bagshaw</p>	<p>KEEP Support</p> <p>Email:</p> <p>ayates@ksde.org - Ann Yates bbagshaw@ksde.org - Bill Bagshaw</p> <p>Phone:</p> <p>(785) 296-5140 - Ann Yates (785) 296-2198 - Bill Bagshaw</p>
--	--	--	--

New User Registration

If you have not yet registered to have an individual login and password for accessing KSDE web applications, click here to register.

[Register](#)

3. Enter in the required information.

- a. Make sure to select your district from the "Organization" drop down list.

Select your "All Buildings" in the "Building" drop down list. This will then populate a list of applications below.

KSDE User Registration Form

[Back to Login Page](#)

* Indicates required field.

Please enter your contact information:

First Name:*

Last Name:*

Phone #:*

Email Address:*

Please select the organization and building that you belong to:*

Organization: Building:

Please enter a Username and password.

Username:*

Password:*

Confirm Password:*

Please enter a password that contains at least 8 characters and at least one uppercase letter, one lowercase letter, and one number or special character.

TIP: Do not use spaces when defining your username login ID. When creating your password keep in mind the password requirements shown on the screen. You will need to remember the username, password, security question/answer, and birth date that you entered. KSDE does not store this information for you.

- b. Scroll down and Check "Superintendent's Organization Report (S066)", and make sure that "District /Org Approve" is highlighted as your user level.

<input checked="" type="checkbox"/> Superintendent's Organization Report 2	District/Org Read Only District/Org Approve
--	---

- c. If there are any other applications you would like to register for, please go through and check those as well as highlighting the requested user level for each one.
- d. Click on Submit. Once this happens, our IT department will email the contact denoted as "Superintendent" on the Directory Updates web application for approval.

4. Once the Superintendent approves the request, our IT department will add the requested application to your account. When complete, they will email you to let you know that you can now access the new application as requested.

5. You will then be able to go to: <https://apps.ksde.org/authentication/login.aspx> and sign in.

TIP: If you forget your KSDE web applications password, click on the link that says “Forgot Your Password?” on the Authentication screen. You will be prompted to supply the answer to a security question, type in your birth date, and enter a new password. If your security question answer and birthday match what you originally entered when you registered for KSDE web application access, then your new password will be activated. Keep in mind that KSDE does not know your password, so you are responsible for managing and remembering it.

NOTE: Some of the applications may be grayed out. This means they are either not active applications, or that you have not yet been approved for access to those applications. Additionally, the numbering of applications is unique to each individual user.

ABOUT THIS MANUAL

This User's Guide will describe how to:

- Navigate through the Superintendent's Organization Report (S066) screens.
- Help you identify where data is pulling from the KIDS collection system.
- Answer questions on how data should appear in your report and the purpose behind the collection.
- Review specific information about your reported totals and help you audit this data against your student information system, for the purpose of ensuring data accuracy.

We have also included some notes and tips that highlight important topics.

NOTE: The “Notes” box will mention items that require special attention.

TIP: The “Tip” box will contain recommendations and/or “shortcuts” as the user works through the Superintendent Organization Report(S066).

IMPORTANT TERMS

Are you new to the vocabulary of the SO66? Don't worry—KSDE has created a glossary of terms in the next few pages to help clarify words and phrases that may be unfamiliar to you. Please take a minute to review these important terms before continuing:

Term	Meaning
Directory Updates	A district level web application, typically managed by someone in the Central Office (eg Superintendent, Board Clerk or other designated individual). Directory data for the building, such as Schedule Information, populates to portions of the PBR.
ENRL Record	The ENRL Collection focuses on gathering enrollment and program participation information on students. This is the data that is used to populate sections of the Principal's Building Report (PBR) and the Superintendent's Organizational Report (SO66), which are in turn used for state funding (based on the September 20th Rule) and for federal funding calculations.
KIDS System	Kansas Individual Data on Students (KIDS) system is used to manage educational data collected to meet state and federal reporting requirements. Data uploaded from your student information system to KIDS is used to populate the PBR.
Student Information System (SIS)	A software program that administers and maintains student information, such as enrollment, scheduling, attendance, accounting, and grade reporting, for that district/school. This software is installed on the school's local network and computers.
Superintendent's Organization Report (SO66)	A district-level report that aggregates unaudited data from the KIDS ENRL to determine funding. The electronic submission is considered your signature as certifying the data as accurate when submitted to KSDE.

USER LEVELS

District/Org Read Only access is usually for data entry staff, administrators, and program staff who are reviewing district or PBR data for their school. District/Org Approve is for data entry staff, administrators, and program staff who submit and view PBR data for multiple schools within the same district and/or the SO66.

“Approve” access is the most typical form of access, and allows the user to both work in the application and view reports that are generated from KIDS data. “Read-only” access does not allow the user to interact with the application (i.e., upload batch files), but allows the user to view the data and reports contained in the PBR and/or SO66.

User Level	Defined Roles/Responsibilities
District/Org Approve	<ul style="list-style-type: none"> • Has write access to change manual data entry on the PBR for buildings in the district for which he/she is responsible. • Has write access to change manual data entry on the SO66 for the district for which he/she is responsible. • Has read access to the PBR for buildings in the district for which he/she is responsible. • Has read access to the SO66 in the district for which he/she is responsible.
District Org/Read-Only	<ul style="list-style-type: none"> • Has read access to the PBR for buildings in the district for which he/she is responsible. • Has read access to the SO66 in the district for which he/she is responsible.

LOGGING INTO THE SUPERINTENDENT'S ORGANIZATION REPORT

The Superintendent's Organization Report (S066) is available on the KSDE Authentication page. To access the Superintendent's Organization Report (S066), enter your username and password on the KSDE Web Applications page: <https://apps.ksde.org/authentication/login.aspx>.

Individuals will need to read the **Legal Notice** and click on the **Accept** link to continue.

KSDE Web Applications - Legal Notice

Applications provided by the Kansas State Department of Education through this authentication website may include data which are protected under the [Kansas Student Data Privacy Act \(SDPA\)](#), as authorized by K.S.A. 72-6312 through 72-6320, and amendments thereto, and the federal [Family Educational Rights and Privacy Act \(FERPA\)](#), as authorized by 20 U.S.C. §1232g(b) and 34 CFR Part 99. By selecting **Accept**, you agree to comply with the provisions of these laws and regulations along with any amendments or other relevant provisions.

Accept
Decline

The user will see the Superintendent's Organization Report (S066) within the list of approved KSDE applications (example list shown below), and will need to click on the application to open it.

User Login for KSDE Web Applications

My KSDE Web Applications

Manage My Account
Log Off

1. Annual Statistical Report(18E)
2. Directory Updates 2020
3. Driver Education Reimbursement - User approval pending or application not active.
4. EDEN Meta Data Administration
5. Form240
6. Interlocal Agreements (D0600's only)
7. Juvenile Detention Center - Final
8. KIDS Collection 2020
9. KN-CLAIM
10. Lea Forms
11. Principal's Building Report (PBR)
12. SPEDPro
- ** 13. State Forms - Legacy.
14. Superintendent's Organization Report (S066)

**** Legacy Applications Login**

For all legacy applications you will need to log in again.

NOTE: Some of the applications may be grayed out. This means they are either not active applications, or that you have not yet been approved for access to those applications. Additionally, the numbering of applications is unique to each individual user.

Quick “Tour” of the Superintendent’s Organization Report (S066)

Welcome Page

For most users, this is the first screen that will appear after entering the report. From here you will be able to begin the report, jump to a specific screen, and review some basic information about the report.

Welcome

[Welcome](#) [Help](#) [Bottom of Page](#)

The Superintendent's Organization Report

The Superintendent's Organization Report gathers and organizes data regarding headcount enrollment and additional district level data. Data is collected from the the Principal's Building Report via the KIDS Collection System and the Directory Updates Web Application. Only authorized personnel have access to these applications.

Instructions are provided on each screen. Additional detailed help may be available for a screen by clicking on the question mark icon in the upper right hand corner of the screen. Some screens have specific points of contact for additional questions.

Additional help can be found by downloading the user manual located at: <https://www.ksde.org/Default.aspx?tabid=429>

Questions regarding the completion of his report may be directed to Rose Ireland, in School Finance, at 785-296-4973 or emailed to rireland@ksde.org

Completing the Report

Accuracy and completeness in reporting are extremely important since state aid payments and accreditation of schools are based on information given on the reports. Throughout the year, requests for information from these reports are given to legislators, educators, the U.S. Department of Education, members of the media, and patrons.

KSDE has a server designated to run our web based applications. This server should adequately support the large volume of users and allow you to complete these applications with minimal disruptions. Successful uploads to the KIDS Collection System should populate to this report every 15 minutes. Changes to the Directory Updates web application should reflect on this report in real time. **Delays to updates may occur if a large number of districts upload student data at peak times.**

Principal's Building Report

Building and/or district level personnel must review and approve the Principal's Building Report before the Superintendent Organization Report can be submitted to the state.

The District Office is responsible for reviewing the Principal's Building Reports to ensure accuracy and completeness prior to completing the Superintendent's Report. Many sections of the report can be completed EARLY (contact information, bullying information, salaries, personnel, etc) and will ease the burden and rush to enter data that often results in errors. Making data corrections after the due date is very difficult as data collected is used in public reports, calculating state aid payments and school accreditation.

KIDS Collection System

In an effort to meet the reporting requirements of the Federal *No Child Left Behind* legislation and reduce the data burden on local schools and districts, the Kansas State Department of Education has developed a student-level record system, known as Kansas Individual Data on Students, or KIDS. The KIDS system maintains student confidentiality while allowing for more accurate data available in multiple formats in a timelier manner.

The Funding & Enrollment (ENRL) collection focuses on gathering the enrollment information on students. In order for a school district to receive funds, ALL students must be included in the KIDS system. KIDS data will determine enrollment and most weightings including: Vocational, Bilingual, At-Risk and Transportation. This is also the data that is used to populate sections of the Principal's Building Report and the Superintendent's Organizational Report.

To find out more information, go to the KIDS Project Website at: <http://www.ksde.org/kids>

Questions about KIDS? E-mail KSDE at kids@ksde.org

Note: If you do not save your data within 15 minutes, you will be logged off KSDE's server and data that was not saved will be lost. Please note your local Internet Service Provider (ISP) may have a different 'timeout' session of as little as 10 minutes.

TIP: The “Logout” link provided on all screens (in the top left corner) allows the user to exit the application at any time. The “Applications List” link allows you to go directly to your authenticated home page.

NAVIGATION MENU

Below is the navigation menu that lists the thirteen links that can be used to navigate in the application – **Administrative Data, Schedule Info, Anti-Bullying Policy, Salaries, Certified/Licensed Personnel, Non-Certified Personnel, Federal Title Programs, Headcount Table, Central Office Headcounts Table, Headcount and Enrollment at a Glance, Legal Max, Submit S066, and Print S066.**



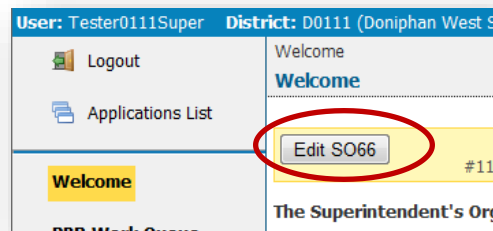
Click on any of the menu items will link directly to that page. Quickly navigate to screens that have been started, require further review, or to verify data.

Click "Submit S066" to conduct a final review of all your data and submit your report to KSDE.

Clicking on "Print S066" will allow users to print sections or the entire report. You will also be able to print Prior Years.

Create S066

When you are ready to begin the Superintendent's Organization Report, click on the **"Create S066"** button below the school building data. Once you begin the report, this button will change to **"Edit S066"**. Click this button to resume your report or click on one of the menu items to go directly to that page.



Page Navigation

To navigate from page to page you will see a series of buttons on the screen. The following buttons are available for selection: **Previous**, **Save & Previous**, **Save**, **Save & Next**, and **Next**. Not all buttons will be available on all screens and may not be available if you have approved your report for superintendent review.



TIP: You should not use the “Refresh,” “Back,” or “Forward” browser buttons with the Superintendent Organization Report (S066). There are links on every page that allow access to other screens.

Navigating the S066

Administrative Data

The first screen users will see is the Administrative Data Screen. District data is populated from the Directory Updates Web Application, Central Office Data Screen. Users are required to enter contact information for this report, including name, position title, and phone number. Once entered, click on the save and next button to proceed to the next screen.

Administrative Data
Bottom of Page

USD: #261 Haysville	School Year: 2019 - 2020	Status: In Progress	Status Date: 9/18/2019 8:54:55 AM
------------------------	-----------------------------	-------------------------------	--------------------------------------

DISTRICT INFO

If this data is incorrect or not available, please correct it in the Directory Updates web application.

School Year:	2019 - 2020		
District:	Haysville , USD # 261		
Address:	1745 W Grand Ave		
City:	Haysville	Zip:	67060-1234
Superintendent:	John Burke		

ATTENDANCE BUILDINGS

Only regular accredited school buildings will be listed as Closed/Open. It will not include "programs" (eg. Special Education attendance buildings, Pre-Kindergarten attendance buildings, etc). If these are not correct, please contact Sara Barnes at (785)296-4972 or Rose Ireland at (785)296-4973 or Christie Wyckoff (785) 296-6321.

Buildings Closed During This School Year:

No buildings closed this school year...

Buildings Opened During This School Year:

No buildings opened this school year...

CONTACT PERSON

Name:	Phone:	Position:	
Clint Schutte	(316) 554-2200	Asst. Supt. of Business	

Schedule Info

The **Schedule Info** screen displays data populated from the **Directory Updates** web application, **Central Office** screen. Corrections to this data must be entered into the **Directory Updates** web application by district-level personnel and once made will reflect in the PBR in real time.

The Schedule Info Screen requires school districts to identify all the inclement weather and in-service dates.

Please ensure you have not scheduled staff development or in-service training on the September 20 count date. Per KSA 72-3115(e)(2), you cannot schedule more than five (5) inclement weather days for the school year.

Schedule Info Bottom of Page

USD: #101 Erie-Galesburg	School Year: 2019 - 2020	Status: In Progress	Status Date: 9/11/2019 9:52:56 AM
-----------------------------	-----------------------------	-------------------------------	--------------------------------------

If **Building** information on this page is incorrect or not available, please update it in the Directory Updates web application.

Inclement weather and inservice dates entered below cannot be on the same day.

BUILDING HOURS

Number of Hours school was in session during 2018 - 2019:	1000
Scheduled opening date for 2019 - 2020:	8/31/2019
Scheduled closing date for 2019 - 2020:	5/31/2020

INCLEMENT WEATHER DATES

Date	Hours
10/23/2019	6

STAFF DEVELOPMENT OR IN-SERVICE TRAINING DATES

Date	Hours
10/16/2019	4.5
11/20/2019	4

Anti-Bullying Policy/Jason Flatt Act

Districts are required to certify if they have adopted and implemented a plan to address bullying. Users must select Yes or No to the current status of the district's bullying policy. Jason Flatt Act was passed during the 2016 Legislative Session. Click Yes or No, if you have adopted rules or regulations to implement the provision of this Act.

NOTE: Districts are required to report yearly on their District policy regarding bullying. You will not be allowed to approve the report until the bullying section is completed.

Anti-Bullying Policy

Bottom of Page

USD: #261 Haysville	School Year: 2019 - 2020	Status: In Progress	Status Date: 9/18/2019 8:54:55 AM
------------------------	-----------------------------	-------------------------------	--------------------------------------

KSA 72-6147, Anti-Bullying Legislation, requires school districts to adopt policies prohibiting bullying on school property, in school vehicles, or at school sponsored activities, and to adopt and implement a plan to address bullying, which must include provisions for training and education of staff and students. Refer questions to Kent Reed at 785-296-8109 or kreed@ksde.org.

Has your school district adopted and implemented a plan to address bullying either by any student, staff member or parent towards a student or by a student, staff member or parent towards a staff member on school property, in a school vehicle, or at a school-sponsored activity or event, including provisions for the training and education of staff members and students? Yes No

The Jason Flatt Act (Youth Suicide Awareness) was passed during the 2016 Legislative session. On December 9, 2016, the State Board of Education adopted rules and regulations necessary to implement the provisions of this Act. KSA 72-6284 states the board of education of each school district shall provide suicide awareness and prevention programming to all school staff and shall notify the parents or legal guardians of students enrolled in such school district that the training materials provided under such programming are available to such parents or legal guardians. Such programming shall include, at a minimum:

1. At least one hour of training each calendar year based on programs approved by the state board of education. Such training may be satisfied through independent self-review of suicide prevention training materials; and
2. A building crisis plan developed for each school building. Such plan shall include:
 1. steps for recognizing suicide ideation
 2. appropriate methods of interventions
 3. a crisis recovery plan

Refer questions to Kent Reed at 785-296-8109 or kreed@ksde.org.

NOTE: The statute does not specify when this Act will go into effect. This section was added to bring awareness in order to plan for the implementation of this Act, if not already in place. Additional information will be provided after the State Board adopts the rules and regulations as to when this will become effective.

Has your school district adopted and implemented a plan to address the Jason Flatt Act, including provisions for the training and education of staff members? Yes No

Has your district notified the parents or legal guardians of students enrolled that the training materials are available for their review? Yes No

Is Jason Flatt included in your USD Crisis Plan? Yes No

Salaries

The Headcount Table provides a snapshot of enrollment as it relates to funding, and further disaggregates the totals into subgroups that could potentially affect weightings for funding.

Confirming Salary Variances

Salaries frequently fluctuate from year to year. Both percentage changes and cash value changes can appear odd. A new feature allows you to review changes to your report and provide details to School Finance on why changes have occurred. We ask you to confirm the values entered. If you locate errors in your reported data, make changes to your data and click save again.

USD: #261 Haysville	School Year: 2019 - 2020	Status: In Progress	Status Date: 9/18/2019 8:54:55 AM
------------------------	-----------------------------	-------------------------------	--------------------------------------

Enter the **actual** salaries paid from the previous school year and the **contracted** salaries for the current school year. Do not complete ANY portion of the CONTRACTED column (FTE, salary, benefits) if you are still in negotiation on the due date of the report. Once negotiations are settled, information should be provided to Rose Ireland at r.ireland@ksde.org or fax 785-296-6659.

		Total Actual 2018-2019	Total Contracted 2019-2020	Change	% Change
1.	Number of FTE Principals, based on 10 mo. Contract (report to the nearest tenth). Do NOT include Assistant or Vice Principals.	0.0	0.0	0.0	0.0
2.	Principal's salaries including supplemental salaries. Do NOT reduce by employee benefit salary reduction. Do NOT include board paid fringe benefits. Pro-rate for principals with other contractual duties. See help screen.	\$ 0	\$ 0		0.0
3.	Board paid fringe benefits for principals. Pro-rate for principals with other contractual duties. See help screen.	\$ 0	\$ 0		0.0
4.	Total principals salaries	\$	\$		0.0
5.	Average contracted salary for principals	\$	\$		0.0
6.	Number of FTE classroom teachers (report to the nearest tenth)	0.0	0.0	0.0	0.0
7.	Classroom teachers' salaries. Do NOT reduce by employee benefit salary reduction. Do NOT include board paid fringe benefits. Pro-rate for teachers with other contractual duties. See help screen.	\$ 0	\$ 0		0.0
8.	Supplemental teacher salaries during the school year and extra pay for summer school. Pro-rate for teachers with other contractual duties. See help screen.	\$ 0	\$ 0		0.0
9.	Board paid fringe benefits for teachers. Pro-rate for teachers with other contractual duties. See help screen.	\$ 0	\$ 0		0.0
10.	Total classroom teachers salaries	\$	\$		0.0
11.	Average contracted salaries for classroom teachers	\$	\$		0.0
12.	Estimated average percent increase in salary (including fringe benefits) for classroom teachers during 2019-2020				0
13.	Superintendent's total salary including supplemental salary and fringe benefits (employee reduction and board paid) DO NOT PRORATE	\$ 0	\$ 0		0.0

Common Salary Errors

After enrollment, perhaps the most scrutinized, reviewed and verified data you will submit is salaries. Below are common errors when reporting salaries, as well as details on new features to help you review salary data:

- Not prorating both the FTE and Salary for a teacher or principal (e.g. Reporting a principal's FTE as 0.5, but not prorating his salary accordingly).
- Prorating the superintendent's salary on the superintendent's salary line when the full amount should be reported. **The superintendent's salary on line 13 should never be prorated, even if it is included (and prorated) on other lines.**
- Not rounding salaries to the nearest whole dollar (e.g. Attempting to enter cents, so reporting 150,000.00 becomes 15,000,000).
- Reporting average salaries, when the gross salaries are requested.
- Duplicating the supplemental salaries or fringe benefits in the regular salary line.
- Using the **contracted** salary from **last year's** SO66 to complete the **actual** section of **this year's** report.

Paying close attention to details will help ensure your salary data is as accurate as possible. To help guide your data entry, screenshots of the data entry, are provided below. In the screen shot below you will notice that several items have percentage changes that are in red.

Salaries

USD: #437 Auburn Washburn School Year: 2019 - 2020 Status: **In Progress** Status Date: 9/6/2019 12:01:19 PM

Enter the **actual** salaries paid from the previous school year and the **contracted** salaries for the current school year. Do not complete ANY portion of the CONTRACTED column (FTE, salary, benefits) if you are still in negotiation on the due date of the report. Once negotiations are settled, information should be provided to Rose Ireland at rireland@ksde.org or fax 781-296-6659.

		Total Actual 2018-2019	Total Contracted 2019-2020	Change	% change
1.	Number of FTE Principals, based on 10 mo. Contract (report to the nearest tenth). Do NOT include Assistant or Vice Principals.	2.0	3.0	1.0	50.0 Please explain in brief detail the reasons for the unusual change in salaries:
2.	Principal's salaries including supplemental salaries. Do NOT reduce by employee benefit salary reduction. Do not include board paid fringe benefits. Pro-rate for principals with other contractual duties. See help screen.	\$ 45000	\$ 47000	2,000	4.4
3.	Board paid fringe benefits for principals. Pro-rate for principals with other contractual duties. See help screen.	\$ 5000	\$ 5500	500	10.0 Please explain in brief detail the reasons for the unusual change in salaries:
4.	Total principals salaries	\$ 50,000	\$ 52,500	2,500	5.0
5.	Average contracted salary for principals	\$ 25,000	\$ 17,500	-7,500	-30.0

To address those changes, provide a simple explanation of the event that caused this change. Save your changes to record them. The red percentage will change to black indicating that this issue has been addressed. If School Finance has additional questions when we conduct our review, we will call on the district to clarify.

Certified/Licensed Personnel

The certified personnel screen allows users to report the district certified personnel by building type. Do not exceed 1.0 FTE for any personnel. If a person with a certification holds a position that does not require a certification, do not count that individual in the certified personnel totals. Include them with your non-certified personnel. This list may not match the Licensed Personnel Report your district completes later this school year.

NOTE: *Sponsoring districts of special education coops only: Do not forget to include all certified employees of the coop in this report.*

SUPERINTENDENT'S ORGANIZATION REPORT

USD: #261 Haysville	School Year: 2019 - 2020	Status: In Progress	Status Date: 9/18/2019 8:54:55 AM
------------------------	-----------------------------	-------------------------------	--------------------------------------

Administrator's contracts may vary from nine to twelve months. Do not exceed 1.0 FTE for any personnel. If a person with a certification holds a position that does not require a certification, do not count that individual in the certified personnel totals. Include them with your non-certified personnel.

- (A) Report the total number of other certified employees that serve in an administrative capacity district wide. Include area directors.
 - (B) Report only those employed by this school district or system.
 - (C) Include Federal programs, except Headstart.
 - (D) Include Headstart teachers and other preschool teachers.
- TOTALS: This data may not match the Licensed (Certified) Personnel report.

Refer questions on this screen to Rose Ireland at 785-296-4973.

NOTE: Sponsoring districts of special education coops only – do not forget to include all certified employees of the coop in this report.



Personnel (include all Certified Personnel)	Line	(01) Central Office	(02) Elementary	(03) Middle/Jr. High	(04) Sr. High	(05) Total
Superintendent	(1)	1				1.0
Assoc./Asst. Superintendents	(2)	3				3.0
Administrative Assistants(A)	(3)	0	0	0	0	0.0
Principals	(4)		6	2	1	9.0
Assistant Principals	(5)		0	4	5	9.0
Directors/Supervisors Spec. Ed. (B)	(6)	2	0	0	0	2.0
Directors/Supervisors of Health	(7)	0	0	0	0	0.0
Directors/Supervisors Career/Tech Ed (B)	(8)	0			0	0.0
Instructional Coordinators/Supervisors	(9)	0	0	0	0	0.0
All Other Directors/Supervisors (C)	(10)	0	0	0	0	0.0
Other Curriculum Specialists	(11)	0	0	0	0	0.0
Practical Arts/Career/Tech Ed Teachers	(12)		0	0	0	0.0
Special Ed. Teachers (B)	(13)		0	0	0	0.0
Prekindergarten Teachers (D)	(14)		0			0.0
Kindergarten Teachers	(15)		0			0.0
All Other Teachers	(16)		0	0	0	0.0
Library Media Specialists (B)	(17)		0	0	0	0.0
School Counselors	(18)		0	0	0	0.0
Clinical or School Psychologists (B)	(19)	0	0	0	0	0.0
Nurses (RN or NP only)	(20)		2	0	0	2.0
Speech Pathologists	(21)	0	0	0	0	0.0
Audiologists	(22)	0	0	0	0	0.0
School Social Work Services (B)	(23)	0	0	0	0	0.0
Reading Specialists/Teachers	(24)		0	0	0	0.0
Others (specify below)	(25)	0	0	0	0	0.0
Totals	(26)	6.00	8.00	6.00	6.00	26.00

Non-Certified Personnel

The non-certified personnel are entered on this screen. Non-certified personnel should be aggregated for the district, in the 27 categories provided. Do not exceed 1.0 FTE for any personnel.

Non-Certified Personnel

USD: #261, Haysville	School Year: 2019 - 2020	Status: In Progress	Status Date: 9/18/2019 8:54:55 AM
-------------------------	-----------------------------	-------------------------------	--------------------------------------

Full time equivalency of 1.0 should be based upon 2,080 hours (260 workdays times 8 hours). Report to the nearest tenth, not to exceed 1.0.

- A. Include data processing, purchasing, accounting, insurance, payroll, etc. in Business Services.
- B. Include only supervisory personnel receiving an annual salary of at least \$35,000. All other supervisory personnel should be counted as "All Other Personnel" in their employment classification.

Refer questions on this screen to Rose Ireland at (785) 296-4973.

Non-Certified Personnel	Line	Full-Time Equivalence
Assistant Superintendents	(1)	0.0
Business Managers	(2)	0.0
Business Services (A):Directors/Coordinators/Supervisors (B)	(3)	0.0
Business Services (A):All Other Personnel	(4)	4.0
Maintenance and Operation:Directors/Coordinators/Supervisors (B)	(5)	2.0
Maintenance and Operation:All Other Personnel	(6)	0.0
Food Service:Directors/Coordinators/Supervisors (B)	(7)	1.0
Food Service:All Other Personnel	(8)	0.0
Transportation:Directors/Coordinators/Supervisors (B)	(9)	1.0
Transportation:All Other Personnel	(10)	0.0
Technology:Directors/Coordinators/Supervisors (B)	(11)	1.0
Technology:All Other Personnel	(12)	0.0
Other:Directors/Coordinators/Supervisors (B)	(13)	0.0
All Other:Attendance Services Staff	(14)	0.0
All Other:Library Media Aides	(15)	0.0
All Other:Nurses (LPN or LVN only)	(16)	0.0
All Other:Security Officers	(17)	0.0
All Other:Social Services Staff	(18)	0.0
All Other:Regular Education Teacher Aides	(19)	0.0
All Other:Coaching Assistants	(20)	0.0
All Other:Secretarial/Clerical (Central Admin.)	(21)	0.0
All Other:Secretarial/Clerical (School Admin.)	(22)	0.0
All Other:Secretarial/Clerical (Student Support Service)	(23)	0.0
All Other:Special Education Paraprofessionals	(24)	0.0
All Other:Parents as Teachers	(25)	0.0
All Other:School Resource Officer	(26)	0.0
All Other:Others (specify below)	(27)	0.0
Total		9.00

Federal Title Programs

The Title II Programs utilize nonpublic school enrollment within the unified school district to calculate annual allocations. These programs require the use of the enrollment of those schools who DESIRE to participate in each program. These enrollment numbers will be used to calculate **2020-21** allocations.

If non-public schools will not participate in Title II programs select "No" in response to the question, "For the 2020-21 school year, will one or more private schools within your district boundary participate in Title II programs offered by your district?" click save, and proceed to the next screen. Selecting "Yes", affirming participation, will expand the screen. As instructed on the screen, list the nonpublic schools located within your district by BOTH name and city. Report the total FTE student enrollment as of September 20 for the nonpublic school, and check the programs in which they intend to participate in the following school year.

TIP: **IMPORTANT** – If you select “No”, you will not be able to change this later nor will you be eligible for Title II funds for participating non-public schools in the 2020-21 school year.

USD: #261 Haysville	School Year: 2019 - 2020	Status: In Progress	Status Date: 9/18/2019 8:54:55 AM
------------------------	-----------------------------	-------------------------------	--------------------------------------

INFORMATION REQUIRED TO ADMINISTER ALLOCATIONS FOR THE TITLE II-A (TEACHER QUALITY) AND TITLE III (ENGLISH AS A SECOND LANGUAGE).

The Title II-A and Title III Programs utilize non-public school enrollment within the unified school district boundary to calculate annual allocations. These programs require the use of the enrollment of those schools who DESIRE to participate in each program. These enrollment numbers will be used to calculate **2020-21** allocations.

For each non-public school located within your district boundary, report their total FTE student enrollment as of September 20, 2019. Please check the programs in which they intend to participate.

Non-public schools include all private accredited and non-accredited schools. When you are done entering all of your non-public schools, press the Save button below.

For the 2020 - 2021 school year, will one or more private schools within your district boundary participate in Title II or Title III programs offered by your district?
 Yes No

Enter school below...

Add Non-Public School Participating in Title Programs

Non-Public School:	City:	Total FTE:
Title Programs Participation		
<input type="checkbox"/> Title II A <input type="checkbox"/> Title III		
<input type="button" value="Clear"/>		

Errors Entry Error : 1 [Show Error Details...](#)

Headcounts Table

This table provides the cumulative total students counted on September 20 as reported in the Principal Building Reports. If any students were counted in the central office, they will be reported in the appropriate column and added to the district total. The un-weighted FTE for these students is provided on this page as well.

In populating the Headcounts Table, data is pulled from ENRL records uploaded to the KIDS Collection System. The following fields in KIDS affect data displayed here:

- D10: Current Grade Level (All Values)
- D25 Minutes Enrolled (Value greater than 17, or 14 for concurrent high school enrollment students)
- D16 Attendance School (9100 for KAMS)
- D17 Virtual Student (Value of 1)

NEW: Evidenced Based Headcount: Districts will need to manually enter the number of students participating in the evidence- or research-based reading program on September 20 for Pre-Kindergarten through 3rd Grades. Districts will not have access to the Headcount Table until after KIDS ENRL (Enrollment) records are uploaded. This count cannot exceed the District Total headcount for that grade, therefore, it is recommended to upload all ENRL records prior to entering evidence- or research-based reading program headcount. To download the list of approved Evidence- or Research-Based programs, click here: <https://community.ksde.org/Default.aspx?tabid=5280>

Headcounts Table

Bottom of Page

USD: #435 Abilene	School Year: 2019 - 2020	Status: In Progress	Status Date: 9/13/2019 2:13:46 PM
----------------------	-----------------------------	-------------------------------	--------------------------------------

KSA 72-5131 through 72-5176 and amendments thereto, is referred to as the Kansas School Equity and Enhancement Act. Information on this page will be used for funding purposes, as well as state and federal reporting.

Pre-Kindergarten (non IEP) is displayed for information only and is not included in the funding formula. While Pre-Kindergarten (non IEP) does not generate funding, we highly recommend to submit all students regardless. This information is used for various state and federal reports.

Five year old pre-school students that meet the age requirement (5 years of age on or before August 31) should be reported as Kindergarten for funding purposes, regardless of their placement.

NOTE: Virtual and KAMS students are included in the District Total and Total FTE columns only, and excluded from the FTE column. However, when clicking the underlined number in District Total column, the Student Info (from KIDS enrollment records) list will include JDC (Funding Building #0003).

NEW: House Substitute for Senate Bill 25 appropriates funds for any school district that has an evidence- or research based reading program to help ensure achievement on grade level in reading as approved by the state board of education. The number of students participating in the evidence- or research-based reading program on September 20, 2019 in grades Pre-K through 3 must be submitted to the state board of education.

Grade	District Total	FTE	Virtual FTE	Total FTE	KAMS	Evidence Based Headcount
Kindergarten	<u>4</u>	4.0	<u>0.0</u>	4.0		<input type="text"/>
Grade 1	<u>5</u>	5.0	<u>0.0</u>	5.0		<input type="text"/>
Grade 2	<u>32</u>	32.0	<u>0.0</u>	32.0		<input type="text"/>
Grade 3	<u>24</u>	22.4	<u>0.0</u>	22.4		<input type="text"/>
Grade 4	<u>40</u>	37.9	<u>0.0</u>	37.9		
Grade 5	<u>27</u>	23.8	<u>0.0</u>	23.8		
Grade 6	<u>14</u>	13.2	<u>0.0</u>	13.2		
Grade 7	<u>35</u>	35.0	<u>0.0</u>	35.0		
Grade 8	<u>26</u>	26.0	<u>0.0</u>	26.0		
Grade 9	<u>13</u>	13.0	<u>0.0</u>	13.0		
Grade 10	<u>21</u>	21.0	<u>0.0</u>	21.0		
Grade 11	<u>51</u>	51.0	<u>0.0</u>	51.0		
Grade 12	<u>50</u>	46.0	<u>4.0</u>	50.0		
Not Graded	<u>52</u>	51.0	<u>1.0</u>	52.0		
Preschool-Aged (with IEP)	<u>8</u>	6.0	<u>0.0</u>	6.0		<input type="text"/>
Sub-Total	402	387.3	5.0	392.3		
Preschool-Aged At-Risk (4 yr old)	<u>5</u>	2.5	<u>0.0</u>	2.5		<input type="text"/>
Total	407	389.8	5.0	394.8		
Preschool-Aged (without IEP)	<u>7</u>	0.0	<u>0.0</u>	0.0		<input type="text"/>

To find additional information on what students are used to populate the totals, users simply need to click on an underlined number, and a window will display with the student names along with additional information.

The data that displays depends on the column you select. You can use this list to balance against your student information system. Data is downloadable to MS Excel, as shown on the image below.

Student Info (from KIDS enrollment records) CENTRAL OFFICE TOTAL for Not Graded 70 Records found										
State Student Identifier	First Name	Middle Name	Last Name	Generation Code	Gender	Hispanic Ethnicity	Comprehensive Race	Grade	Funding School	Attendance/Program Identifier

Central Office Headcounts Table

This screen displays students who are counted at the district’s central office for funding purposes. The purpose of this screen is to provide additional weighting details of central office students as they are not displayed on any Principal Building Report. Students are displayed here in the same manner as if the central office was a school building.

Central Office Headcounts Table

Bottom of Page

USD: #261 Haysville	School Year: 2019 - 2020	Status: In Progress	Status Date: 9/18/2019 8:54:55 AM
------------------------	-----------------------------	-------------------------------	--------------------------------------

The headcount enrollment information is for all grades of all students counted for funding in the central office as of the KIDS Collection 9/20 Count date. ALL enrollment data is prepopulated from data submitted to the KIDS Collection System. *If the central office building number is not used as the funding school, then no enrollment records will be displayed.*

Note: KAMS and Virtual students are included in the Total Headcount and FTE columns only. If the central office building number is not used as the funding school, then no enrollment records will be displayed.

K.S.A 72-3715 provides funding for full-time 19 years and under Virtual FTE at base state aid \$5,000; part-time 19 years and under Virtual FTE at base state aid \$1,700; Virtual students 20 years and over are funded at \$709 per credit earned (maximum of six credits per student).

No KIDS enrollment records found!

Previous Next

Headcount and Enrollment at a Glance

This screen provides a snapshot of headcounts and simple FTEs that are used to compute the weighted FTEs on the Legal Max Screen. Details on this screen include items that require manual entry (i.e new facilities). Some items (ancillary tax appeal, cost of living tax appeal) will not display on this screen unless your district has been approved for such funding. The second year new facilities weighting will populate for those districts that reported new facilities on the previous year SO66.

The Headcount and Enrollment at a Glance page reports students who are included in special counts, such as Career and Tech Ed, Bilingual, and Virtual. Like on the Headcount Screen, clicking on underlined values will display a list of student included in the weighting.

In populating the Headcount and Enrollment at a Glance Table, data is populated based on ENRL records uploaded to the KIDS Collection System. The following fields in KIDS affect data displayed here:

Headcount and Enrollment at a Glance Bottom of Page

USD: #261 Haysville	School Year: 2019 - 2020	Status: In Progress	Status Date: 9/18/2019 8:54:55 AM
------------------------	-----------------------------	-------------------------------	--------------------------------------

This information is required to administer the Kansas School Equity and Enhancement Act (K.S.A. 72-5131 through 72-5176).

The 2/20 Headcount or Hours and 2/20 FTE estimates are only applicable to districts that have new students of military families not enrolled on 9/20, otherwise enter as zero.

For purposes of At-Risk funding, the free meal headcount excludes any pupil enrolled less than full time in grades 1 through 12 or any student 20 years of age or older as of September 20; these provisions would not apply for any student who has an individualized education program (IEP). Free meal counts also exclude Virtual.

In order to qualify for new facilities weighting, a district must have adopted at least a 25% Local Option Budget (LOB) for 2014-15 school year and have constructed an entirely new facility or an addition to an existing facility. New facilities is only eligible to districts that had a bond election prior to July 1, 2015 and bond money was used for construction of new facilities or new schools that were built primarily with federal funds on a military reservation located in USD 207 or USD 475.

K.S.A. 72-3715 provides funding for full-time 19 years and under Virtual FTE at base state aid \$5,000; part-time 19 years and under Virtual FTE at base state aid \$1,700; Virtual students 20 years and over are funded at \$709 per credit earned (maximum of six credits per student).

NOTE: Please click <Save> or <Save/Next> before navigating away from this screen, regardless if New Facilities is applicable.

Category	9/20/2019 District Total Headcount or Hours	9/20/2019 FTE	2/20/2020 District Total Headcount or Hours	2/20/2020 FTE
FTE Enrollment (Excludes Preschool-Aged At-Risk (4yr old), Virtual, KAMS and JDC)	0	0.0	<input type="text" value="0"/>	<input type="text" value="0"/>
Total Headcount of Funded Students (excluding Virtual, KAMS and JDC)	0	0.0	<input type="text" value="0"/>	<input type="text" value="0"/>
Preschool-Aged At-Risk (4yr old)	0	0.0	<input type="text" value="0"/>	<input type="text" value="0"/>
Out-of-State Students (Info Only)	0			
Career and Technical Education (CTE) Contact Hours	0		<input type="text" value="0"/>	
Bilingual Student Contact Hours	0		<input type="text" value="0"/>	
Bilingual Student Headcount	0		<input type="text" value="0"/>	
Students Eligible for Free Meals for At-Risk Funding	0		<input type="text" value="0"/>	
KAMS Students	0			
Students in Juvenile Detention Centers on September 20	0	0.0		
Number of transported students who live 2.5 miles or more from attendance centers	0	0.0	<input type="text" value="0"/>	<input type="text" value="0"/>
Number of transported students who live less than 2.5 miles from attendance centers	0	0.0	<input type="text" value="0"/>	<input type="text" value="0"/>
Number of Non-Resident (Out of District) transported students	0	0.0	<input type="text" value="0"/>	<input type="text" value="0"/>
Virtual Students FTE (Full-Time Students)	0	0.0		
Virtual Students FTE (Part-Time Students)	0			
Virtual Credits Earned (20 yrs and older)	0			
FTE Students housed in new facilities (nearest tenth)		0.0		<input type="text" value="0"/>

Tax Appeals	Amount
Amount of Ancillary Tax Appeal approved.	\$7,877,562
Amount of Cost of Living Authority approved.	\$ <input style="width: 100px;" type="text"/>

- D41: ESOL/Bilingual Student Contact Minutes (divided by 60 to convert to hours)
- D42: ESOL/Bilingual Participation Codes (Values for headcount: 1, 2, 3, 5, 6 & 7 – Values for Contact Minutes: 1, 2, 3 & 7)
- D44: ESOL/Bilingual Student Contact Minutes (divided by 60 to convert to hours)
- D45: Career and Technical Education (CTE) Contact Minutes (divide by 60 to calculate hours)
- D17: Virtual Education Student (Values 1)
- D25 Minutes Enrolled (For Part time: Value greater than 17 and less than 360, and less than 300 for concurrent high school enrollment students)

NOTE: *Where FTE is reported on this screen, it is NOT the final weighted FTE. The FTE is reflected here only when it is used in the calculation to determine your final weighted FTE, or for information only.*

TIP: **New Facility** – KSA 72-6465 limits the use of school facilities weighting to only those districts that have adopted a local option budget (LOB) of at least 25 percent of the amount of state financial aid and for which contractual bond obligations incurred by the district were approved by voters on or before July 1, 2014, or new schools that were built primarily with federal funds on a military reservation located in USD 207 or USD 475. **Be sure to <Save to List> when adding new facilities.**

Legal Max

The Legal Max Screen is broken into two sections: **Enrollment/FTE and Weightings.**

The enrollment FTE section displays the values used to compute your current year FTE enrollment. The weightings section displays values for special funding received for special student populations.

If no military enrollment, then the greater of the following:

1. The September 20, 2018 *audited* full time equivalent (FTE) number of students regularly enrolled (excludes Preschool-Aged At-Risk (4yr old), Virtual and KAMS), **or**
2. The September 20, 2017 *audited* FTE number of students regularly enrolled (excludes Preschool-Aged At-Risk (4yr old), Virtual and KAMS)

If military enrollment, then the greater of the following:

1. The September 20, 2018 *audited* full time equivalent (FTE) number of students regularly enrolled *plus* the February 20, 2019 estimated FTE (excludes Preschool-Aged At-Risk (4yr old) Virtual and KAMS), **or**
2. The September 20, 2017 *audited* FTE number of students regularly enrolled *plus* the February 20, 2018 estimated (includes 2/20; excludes Preschool-Aged At-Risk (4yr old), Virtual and KAMS)
3. The average number of FTE students regularly enrolled in the district for three years; 2016-17, 2017-18, 2018-19 (includes 2/20; excludes Preschool-Aged At-Risk (4yr old), Virtual and KAMS)

USD: #261 Haysville	School Year: 2019 - 2020	Status: In Progress	Status Date: 9/18/2019 8:54:55 AM
------------------------	-----------------------------	-------------------------------	--------------------------------------

This information is required to administer the Kansas School Equity and Enhancement Act (K.S.A. 72-5131 through 72-5176). Enrollment data is subject to change after the KSDE audit has been completed.

For purposes of At-Risk funding, the free meal headcount excludes any pupil enrolled less than full-time in grades 1 through 12 or any student 20 years of age or older as of September 20,; these provisions would not apply for any student who has an individualized education program. Free meal counts also exclude Virtual.

K.S.A. 72-3715 provides funding for full-time 19 years and under Virtual FTE at base state aid \$5,000; part-time 19 years and under Virtual FTE at base state aid \$1,700; Virtual students 20 years and over are funded at \$709 per credit earned (maximum of six credits per student).

QUALIFICATION FOR THREE-YEAR AVERAGE FTE ENROLLMENT

Did the district receive Federal Impact Aid; and **NO**

Did the district have a military dependent student enrolled during the 2018-2019 school year; and **YES**

Did the district decline in enrollment for 2018-2019 school year compared to the 2017-2018 school year? **NO**

WEIGHTINGS

Weighting	9/20 FTE	2/20 FTE	Total FTE
Career and Technical Education (CTE)	0.0	0.0	0.0
Bilingual Weighting (Contact Hours)	0.0	0.0	0.0
Bilingual Weighting (Student Headcount)	0.0	0.0	0.0
Bilingual Weighted FTE (Higher of Contact Hours or Student Headcount)			0.0
At-Risk Weighting (Free Meals Headcount)			0
At-Risk Weighted FTE			0.0
Free Meals Percent (Info Only)			
High Density At-Risk Weighting (USD Level)			0.0
High Density At-Risk Weighting (School Level)			
High Density At-Risk Weighted FTE (Higher of USD Level or School Level)			0.0
School Facilities Weighted FTE	0.0	0.0	0.0
Transportation State Aid 2.5 Miles or Over for Current Year			0
Transportation State Aid 2.5 Miles or Over for 2016-17			1,067,004
Transportation Weighted FTE (Higher of Current Year or 2016-17)			240.5
KAMS FTE	0.0		0.0
Subtotal Weighted Enrollment (excluding Spec Ed Wtg)			6,012.6

VIRTUAL STATE AID

	9/20 FTE	State Aid
Virtual Students FTE (Full-Time Students)	0.0	0
Virtual Students FTE (Part-Time Students)	0.0	0
Total Credits Earned (20 yrs and older)	0.00	0

Approve/Submit SO66

When the report is accurate, it is time to submit the SO66. This page will display a list of warnings that may require additional review. A warning does not necessarily mean that data is inaccurate; it simply means that data is missing or doesn't match an expected value. Some districts may receive no warnings at all.

The warning serves to ensure that the district has properly reported all information on the report. In some instances, the errors serve to ensure the district is properly coding their students for potential funding.

If a warning is additionally checked under the "Stop Submit?" column, the error must be resolved before users can submit the report.

When all the errors and warnings have been addressed, the Superintendent can click the, "Submit to KSDE" button to finalize the report. Once this action is performed, the report is complete. At this time, attempts to send KIDS Collection ENRL records will not be allowed.

Submit SO66 Bottom of Page

USD: #261 Haysville School Year: 2019 - 2020 Status: **In Progress** Status Date: 9/18/2019 8:54:55 AM

The following errors and/or warnings exist:

Errors Hide Error Details

Entry Error : 4 Missing Value : 3 Other : 1

Type	Brief	Description	Additional Data	Severity	Stop Submit?	Help Link (if available)	Create Date	ID
Missing Value	Inclement Weather Dates	Please enter the Inclement Weather Dates		Warning	<input type="checkbox"/>		9/18/2019 9:10:28 AM	20
Entry Error	Salaries	Number of FTE Classroom Teachers (actual or contracted) is zero		Warning	<input type="checkbox"/>		9/18/2019 9:16:48 AM	6
Entry Error	Certified/Licensed Personnel	All Other Teachers (16) total must be greater than zero		Cannot Submit	<input checked="" type="checkbox"/>		9/18/2019 9:24:34 AM	9
Entry Error	Non-Certified Personnel	One or more FTE values are zero. If this is correct, go ahead and submit.	Missing personnel types: Assistant Superintendents; Business Managers; Business Services (A);Directors/Coordinators/Supervisors (B); Maintenance and Operation;All Other Personnel; Food Service;All Other Personnel; Transportation;All Other Personnel; Technology;All Other Personnel; Other:Directors/Coordinators/Supervisors (B); All Other:Attendance Services Staff; All Other:Library Media Aides; All Other:Nurses (LPN or LVN only); All Other:Security Officers; All Other:Social Services Staff; All Other:Regular Education Teacher Aides; All Other:Coaching Assistants; All Other:Secretarial/Clerical (Central Admin.); All Other:Secretarial/Clerical (School Admin.); All Other:Secretarial/Clerical (Student Support Service); All Other:Special Education Paraprofessionals; All Other:Parents as Teachers; All Other:School Resource Officer; All Other:Others (specify below)	Warning	<input type="checkbox"/>		9/18/2019 9:26:31 AM	10
Entry Error	Title Programs	If you answer the question "Yes", at least one non-public school needs to be entered in the table.		Cannot Submit	<input checked="" type="checkbox"/>		9/18/2019 9:27:11 AM	23
Missing Value	Headcounts Table	At least one Evidence Based Headcount must be entered.	Enter at least one Evidence Based Headcount.	Cannot Submit	<input checked="" type="checkbox"/>		9/18/2019 9:45:07 AM	28
Missing Value	Legal Max	One or more values are zero. If this is correct, go ahead and submit.	Categories with zero (0) value(s): Regular Enrollment (excludes 4-Yr old At-Risk, Virtual, and KAMS);Preschool-Aged At-Risk (4yr old);Total ,Career and Technical Education (CTE);School Facilities Weighted FTE;Transportation State Aid 2.5 Miles or Over for Current Year;KAMS FTE;Virtual Students FTE (Full-Time Students);Virtual Students FTE (Part-Time Students);Total Credits Earned (20 yrs and older);Bilingual Weighting (Contact Hours);Bilingual Weighting (Student Headcount)	Warning	<input type="checkbox"/>		9/18/2019 9:54:01 AM	16
Other	Submit	One or more buildings have not submitted a PBR	Buildings that have not submitted a PBR: #1955 - Haysville West Middle School #1956 - Campus High Haysville #1958 - Haysville Middle School #1960 - Freeman Elem #1961 - Prairie Elementary School #1964 - Nelson Elem #1965 - Ruth Clark Elementary K-5 #1966 - Otaville Elem #1968 - Rex Elem	Cannot Submit	<input checked="" type="checkbox"/>		9/18/2019 10:04:48 AM	17

NOTE: If an error in data is discovered after approving the report, you must contact KSDE to reopen the report. Please call School Finance at 785-296-4973.

Print SO66

The print function allows users to print individual sections of the report, or the report in its entirety. Simply click on a radio button and then click on "Download/Print as PDF".

Users also have the ability to see your prior year SO66 data by selecting the report feature. Click on the Download button by the View prior year report. **Be advised that screens, data, or requirements may have changed from last year and may not match data collected, the manner in which it is collected, or purpose behind the collection for this collection year.** Click Download

Print SO66 Bottom of Page

USD: #261 Haysville	School Year: 2019 - 2020	Status: In Progress	Status Date: 9/18/2019 8:54:55 AM
------------------------	-----------------------------	-------------------------------	--------------------------------------

Select the section you want to download/print. Users can also download prior year reports as PDF format beginning with 2011-12 school year.

View prior year report: 2011 - 2021 Download

- Administrative Data
- Schedule Information
- Anti-Bullying Policy
- Salaries
- Certified/Licensed Personnel
- Non-Certified Personnel
- Federal Title Programs
- Headcounts Table
- Central Office Headcounts Table
- Headcount and Enrollment at a Glance
- Legal Max
- Entire SO66

Previous Download/Print as PDF

Print Prior Years

Users also have the ability to download previous years S066 by selecting the school year from the pull down list and click the Download button. **Be advised that screens, data, or requirements may have changed from previous years and may not match data collected, the manner in which it is collected, or purpose behind the collection for this collection year.**

Print S066 Bottom of F

USD: #261 Haysville	School Year: 2019 - 2020	Status: In Progress	Status Date: 9/18/2019 8:54:55 AM
------------------------	-----------------------------	-------------------------------	--------------------------------------

Select the section you want to print. Users can also download prior year reports as PDF format beginning with 2011-12 school year.

View prior year report: 2011 - 2012 Download

- Administrative Data
- Schedule Information
- Anti-Bullying Policy
- Salaries
- Certified/Licensed Personnel
- Non-Certified Personnel
- Federal Title Programs
- Headcounts Table
- Central Office Headcounts Table
- Headcount and Enrollment at a Glance
- Legal Max
- Entire S066

Help Resources

Specific questions relating to a specialized topic should be directed to the point of contact listed on the screen.

If you have difficulty working with the KIDS system, please contact the KSDE Help Desk during regular business hours at (785) 296-7935. By contacting the Help Desk, your questions will be directed to the appropriate staff member.

If you need assistance or guidance on how to report a specific data element for a student, submit your questions via email to kids@ksde.org or visit the KIDS Project website at www.ksde.org/kids for guidance documents.

For additional guidance, please download the [Enrollment Handbook](#) located under Audit Guides heading, which includes auditing guidelines for counting pupils for funding purposes: <http://www.ksde.org/Default.aspx?tabid=319>

If any other questions arise in the completion of your report, please direct them to Rose Ireland, in School Finance, at 785-296-4973 or email at rireland@ksde.org.

CONTACT INFORMATION

KSDE contact information in case you have questions.

School Finance (785) 296-3872

Rose Ireland (785) 296-4973 rireland@ksde.org
 Christie Wyckoff (785) 296-6321 cwyckoff@ksde.org
 Sara Barnes (785) 296-4972 sbarnes@ksde.org

CONFIDENTIALITY & SECURITY

Data Confidentiality

In recognition of the importance of confidentiality surrounding student data, KSDE has developed a Privacy Statement. This statement has been adopted by KSDE and is included in all staff security awareness training.

We encourage districts to review and understand this policy. Districts should determine how the information in this policy relates to their staff and their internal practices, and are welcome to adopt it or any portion of it. The Privacy Statement document can be found on the [Research and Evaluation page of the KSDE website](#).

Computer Environment Security

The following are generally considered to be the basic guidelines for maintaining a safe, secure computer environment. This is by no means a comprehensive list, but these guidelines can help ensure that viruses, hackers, and other threats do not compromise data or an entire computer network.

- Maintain up-to-date antivirus software: Anti-virus software for any particular type of device should be running and up-to-date on every level of device, including clients, file servers, mail servers, and other types of networked devices.
- Use host-based firewall software when possible: Host-based firewall software, for any particular type of device, should be running and configured according to the guidelines for your organization.
- Use strong Passwords and protect them: The following are guidelines for a “strong” password:
 - At least 8 characters long
 - Contains at least 1 numeric value or special character
 - Contains at least 1 upper case letter
 - Contains at least 1 lower case letter

There are some basic guidelines for creating good passwords. Do NOT write your passwords down on a notepad, on a sticky note, or anywhere else where it might be seen. Do not use the name of your partner, your address, your pet’s name, your children’s names, etc. as your password—these are probably the first words that somebody attempting to access your information or software system would try. Do not use words. No matter how expansive your vocabulary is, there exist “cracking” programs that can try every word in the dictionary to find your password. One of the best techniques for creating a good password is to use initials of a saying or sentence that is meaningful to you. Use numbers and “special” characters (such as symbols, spaces, and capital letters) in your password.

TIP: For example:
 Phrase: Now Is the Time
 Password: N0_1s_Th_T1
 **Used the first 2 letters of each word and substituted zero and one for the "o" and "l."

- Maintain good physical security: Unauthorized physical access to an unattended device can result in harmful or fraudulent modification of data, fraudulent email use, or any number of other potentially dangerous situations. In light of this, where possible and appropriate, devices should be configured to "lock" and require a user to re-login if a computer is left unattended for more than 10 minutes.
- Maintain regular backups: Backup your system in proportion to the amount of data that you are willing to lose--work done last month? Last week? Today? Make sure you are able to restore data from your backup. Have a start-up disk handy in case your computer system files get damaged.
- Use care when reading email and downloading files: Emails are the principal sources of computer virus infections.
 - Be sure to know the source and the reason for an attachment before opening it.
 - Be wary of URLs in email.
 - Use care when downloading files.
 - Do not run/install a program with an unknown origin.
 - Do not download software unless it was written by an entity you trust.
 - Do not give permission to third parties to download software on your machine.

Additional Data Security & Confidentiality Tips

- Position computer screens so that they are not visible to passers-by.
- Do not discuss confidential or sensitive information in a public or high-traffic area.
- Shred confidential information that is no longer needed.

APPENDIX: DATA QUALITY

Good data is critical to effective teaching, learning, and management of schools. Therefore, data should be treated as a resource that is as important to schools as staff and books, and policy-makers should be willing to invest time and effort toward the creation of high quality data. Four components of high quality data listed in the Forum Guide to Building a Culture of Quality Data (National Forum on Education Statistics, 2005) are:

- **Accuracy:** The information is correct and complete. Data entry procedures are reliable.
- **Security:** The confidentiality of student and staff records is ensured, and data are safe.
- **Utility:** The data provide the right information to answer the questions that are asked.
- **Timeliness:** Data are entered in a timely manner.

Issues with Data

Even though data quality is critical to accurate interpretation and effective use of data, the following challenges to data quality exist in most organizations:

- **Redundancy:** The same data appears in different places and formats, and it is often unclear which of the incidences of the data is most accurate and/or most current.
- **High variability:** There are as many as ten variations in format, content, or meaning of a “fact” or piece of data.
- **Increasing volume and disparity of data:** Technology has allowed the rapid collection and storage of an increasing amount of data. Staff members who do not know that the data they need are already being collected or who are not satisfied with the accuracy and format of the data available to them can too easily begin their own separate collections. Not only does this increase disparity, it also increases costs and decreases productivity since more time is spent finding needed data and resolving problems.

Increasing Data Quality

Steps can be taken to increase data quality and make data a true asset to education, including:

- Assigning a data steward for each collection who is truly knowledgeable about the collection.
- Informing staff about the data being collected by the school or organization.
- Teaching staff members a number of ways to check data accuracy:
 - Spot check, using forms from which data were entered.
 - Develop and run automated data edits.
 - Check aggregate reports for reasonableness.
- Providing professional development related to the ways accurate data can support the overall purpose of education.
- Developing clear data policies, standards, definitions, and timelines:
 - Develop a process to follow if a data error is found.
 - Establish clear lines of responsibility for data-related tasks.
 - Provide training and documentation for each data collection.
 - Compile and publicly post a calendar of data-related dates and deadlines.
 - Provide opportunities for feedback about the data process, training, and/or documentation.
 - Make assistance available if problems are encountered
- Develop clear documentation about the data resources, and keep the documentation current so that staff can actually use the resources and so that data will not be lost due to staff attrition.
- Develop a phased improvement schedule instead of trying to overhaul the entire data resource at once. Incremental steps can help ensure success, gain recognition of the value of the initiative, and gain support for moving ahead.
- Ensure that the hardware and software products used at the school/district can support the data collection initiatives.
- Work hard to establish a data entry environment that is as secure and free of distractions as possible

The goal of any organization should be data that are alike in kind, quality, and character; and that are well integrated, easily identified and understood, readily accessed and shared, and utilized to their fullest potential (Brackett, 2000). It is important to help staff understand the current state of their organization’s data resource and compare that state to this desired goal. When the benefits of a quality data resource are general knowledge, it is easier to remove obstacles that prevent attainment of the goal.

Educational organizations must make a concerted effort to reduce the natural drift of their data resource toward disparity and low quality and increase the general understanding of the role accurate, accessible data can play in improving teaching and learning. Data will not be considered an asset to education until this occurs.

###

