

Interactive GRE Math Flashcards

These GRE math flashcards feature screenshots from our video course.

www.GreenlightTestPrep.com

Interactive GRE Math Flashcards

If, at any time, you'd like to watch the video related to a certain flashcard, just click on the link at the top of that page, and you'll be taken to the corresponding video*

www.GreenlightTestPrep.com

*Many of our videos are free, but you must register an account to have access to all videos

TABLE OF CONTENTS

	topic - slide
<u>quantitative comparison strategies</u>	- 4
<u>arithmetic</u>	- 11
<u>powers and roots</u>	- 34
<u>algebra and equation-solving</u>	- 50
<u>word problems</u>	- 87
<u>geometry</u>	- 107
<u>integer properties</u>	- 130
<u>statistics</u>	- 145
<u>counting</u>	- 152
<u>probability</u>	- 161
<u>data interpretation</u>	- 171

Quantitative Comparison Flashcards

(watch the entire video [here](#))

- The first 7-9 questions of each math section will be QC questions
- Allot approximately $1\frac{1}{4}$ to $1\frac{1}{2}$ minutes per question
- Given Quantity A and Quantity B
- Compare the two quantities and choose:
 - A** if Quantity A is greater
 - B** if Quantity B is greater
 - C** if the two quantities are equal
 - D** the relationship cannot be determined from the information given

QC Strategy - Approximation Techniques

Do not perform more calculations than are necessary

Compare quantities in parts

$$A \times B = 2A \times \frac{1}{2}B$$

$$\text{area} = \pi(25)$$

$$= (3^+)(25)$$

$$= 75^+$$

"bigger than"

QC Strategy - Matching Operations

Acceptable operations

- Add any value to both quantities
- Subtract any value from both quantities
- Multiply both quantities by a positive value
- Divide both quantities by a positive value

Do not multiply or divide both quantities by a variable unless you are certain that the variable has a positive value

QC Strategy - Plugging in Numbers

Variable(s) in the quantities ➡ consider plugging in values

Drawback

Without two contradictory results, you cannot be certain of the correct answer

Benefit

You can quickly narrow the answer choices down to two options

- great for questions where you don't know how to proceed!

"Nice" numbers: 0, 1, -1, $\frac{1}{2}$, $-\frac{1}{2}$, 10, -10

QC Strategy – Looking for Equality

Plugging in
numbers?



Is there a value for the variable that
makes the two quantities equal?

QC Strategy – Number Sense

- Some Quantitative Comparison questions can be solved quickly by applying some number sense

QC Strategy - Miscellaneous Tips

- Avoid making unnecessary computations
- Do not select D if the comparison does not contain unknown values
- Geometry figures are not necessarily drawn to scale (unless stated otherwise)
- Pay close attention to the shared information

Arithmetic Flashcards

(watch the entire video [here](#))

Real number: any number that can be shown on the number line

$$a + b = b + a$$

$$a \times b = b \times a$$

$$(a + b) + c = a + (b + c)$$

$$(a \times b) \times c = a \times (b \times c)$$

$$a(b + c) = ab + ac$$

$$1 \times a = a$$

$$a \div 1 = a$$

$$a \times 0 = 0$$

$$a + 0 = a$$

$$a \div a = 1 \quad (\text{as long } a \neq 0)$$

Arithmetic Flashcards

(watch the entire video [here](#))

Adding a positive number

- Move right along the number line

Subtracting a positive number

- Move left along the number line

Adding a negative number

- Same as subtracting a positive number $a + (-b) = a - b$

Subtracting a negative number

- Same as adding a positive number $a - (-b) = a + b$

Arithmetic Flashcards

(watch the entire video [here](#))

(positive) \times or \div (positive) = positive
(negative) \times or \div (positive) = negative
(positive) \times or \div (negative) = negative
(negative) \times or \div (negative) = positive

2 like signs produce a positive number
2 different signs produce a negative number

Arithmetic Flashcards

(watch the entire video [here](#))

Parentheses

Exponents

Multiplication

Division

Addition

Subtraction

Brackets

Exponents

Division

Multiplication

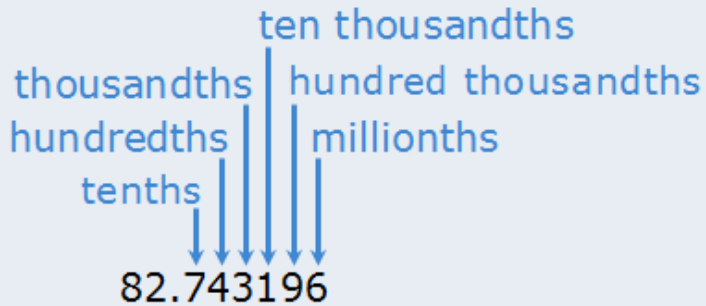
Addition

Subtraction

absolute value: a number's distance from zero on the number line

Arithmetic Flashcards

(watch the entire video [here](#))



Next digit is 0, 1, 2, 3 or 4 ➡ round down
Next digit is 5, 6, 7, 8 or 9 ➡ round up

Adding and subtracting decimals

- Line up the decimals
- Add additional zeros (or assume there are zeros)

Multiplying decimals

- Find the total number of digits to the right of each decimal
- Ignore the decimals and find the product
- Take product and move the decimal place to the left

Dividing decimals

- Move both decimals until the divisor becomes an integer
- Divide, keeping the decimal in the same location

Multiplying by powers of 10

- Move the decimal 1 space right for each zero

Dividing by powers of 10

- Move the decimal 1 space left for each zero

Equivalent fractions

$$\frac{1}{2} = \frac{5}{10}$$

$$\frac{7}{9} = \frac{14}{18}$$

$$\frac{3}{5} = \frac{30}{50}$$

- Create equivalent fractions by multiplying/dividing the numerator and denominator by the same number

$$\frac{2}{3} = \frac{2 \times 5}{3 \times 5} = \frac{10}{15}$$

$$\frac{24}{36} = \frac{24 \div 4}{36 \div 4} = \frac{6}{9}$$

$$\frac{10}{11} = \frac{10 \times 7}{11 \times 7} = \frac{70}{77}$$

$$\frac{35}{45} = \frac{35 \div 5}{45 \div 5} = \frac{7}{9}$$

Converting entire fractions into mixed numbers

$$\frac{7}{2} = 3\frac{1}{2}$$

entire fraction mixed number

- Determine how many times the denominator divides into the numerator (this becomes the whole number portion)
- The remainder becomes the numerator of the new fraction
- The denominator remains the same

Converting mixed numbers into entire fractions

- Multiply the whole number by the denominator, and add the product to the numerator
- The result becomes the new numerator and the denominator remains the same

$$6\frac{1}{3} = \frac{19}{3}$$

$$11\frac{2}{7} = \frac{79}{7}$$

Arithmetic Flashcards

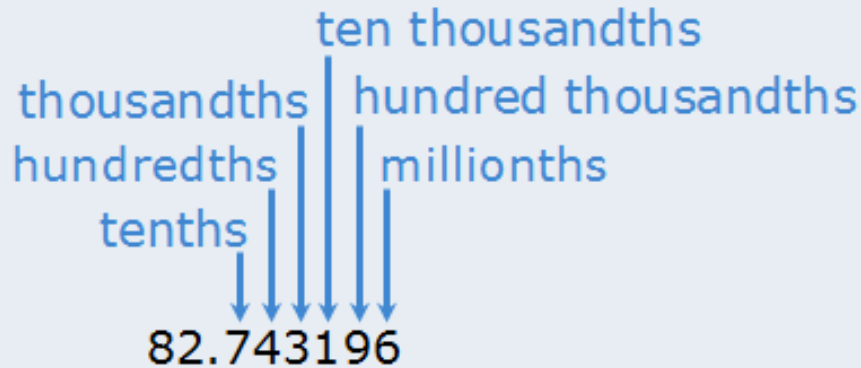
(watch the entire video [here](#))

Converting fractions to decimals

$\frac{1}{2}$	0.5
$\frac{1}{3}$	~ 0.333
$\frac{1}{4}$	0.25
$\frac{1}{5}$	0.2
$\frac{1}{6}$	~ 0.166
$\frac{1}{7}$	~ 0.14
$\frac{1}{8}$	0.125
$\frac{1}{9}$	~ 0.11

Converting decimals to fractions

- Find the place value of the last digit
- Write a fraction with that place value as the denominator



Arithmetic Flashcards

(watch the entire video [here](#))

$$n = \frac{n}{1}$$

$\frac{n}{0}$ is undefined

$$\frac{n}{n} = 1 \quad (\text{as long as } n \neq 0)$$

$$\frac{1}{\frac{a}{b}} = \frac{b}{a} \quad (\text{as long as } a \neq 0 \text{ and } b \neq 0)$$

$$\frac{a}{b} \times \frac{b}{a} = 1 \quad (\text{as long as } a \neq 0 \text{ and } b \neq 0)$$

The reciprocal of $\frac{a}{b}$ is $\frac{b}{a}$

Arithmetic Flashcards

(watch the entire video [here](#))

- Bigger numerator \rightarrow bigger value
- Smaller numerator \rightarrow smaller value
- Bigger denominator \rightarrow smaller value
- Smaller denominator \rightarrow bigger value

Increase numerator and denominator by same amount \rightarrow fraction approaches 1

Adding and subtracting fractions

- Create equivalent fractions with the same denominator
- Add/subtract the numerators
- Keep the denominator the same

Multiplying fractions

- Multiply numerators, and multiply denominators
- Convert to entire fractions before multiplying
- When possible, simplify fractions before multiplying
- When possible, “cross simplify” before multiplying

Dividing fractions

- Multiply by the reciprocal of the divisor

Arithmetic Flashcards

(watch the entire video [here](#))

$$\frac{abc}{def} = \frac{a}{d} \times \frac{b}{e} \times \frac{c}{f}$$

$$\frac{a+b+c}{d+e+f} \neq \frac{a}{d} + \frac{b}{e} + \frac{c}{f}$$

$$\frac{a+b}{c} = \frac{a}{c} + \frac{b}{c} \quad \frac{a-b}{c} = \frac{a}{c} - \frac{b}{c}$$

$$\frac{a}{b+c} \neq \frac{a}{b} + \frac{a}{c}$$

$$\frac{a+b}{c+d} = \frac{a}{c+d} + \frac{b}{c+d}$$

$$\frac{a}{b} \times b = a \quad (\text{as long as } b \neq 0)$$

$$\text{If } \frac{a}{b} = \frac{c}{d} \text{ then } ad = bc$$

Arithmetic Flashcards

(watch the entire video [here](#))

$\frac{1}{2}$	0.5	50%
$\frac{1}{3}$	~ 0.333	~ 33.3%
$\frac{1}{4}$	0.25	25%
$\frac{1}{5}$	0.2	20%
$\frac{1}{6}$	~ 0.166	~ 16.6%
$\frac{1}{7}$	~ 0.14	~ 14%
$\frac{1}{8}$	0.125	12.5%
$\frac{1}{9}$	~ 0.11	~ 11.1%

Conversions (decimal to percent)

- Move decimal two places to the right

Conversions (percent to decimal)

- Move decimal two places to the left

Arithmetic Flashcards

(watch the entire video [here](#))

The **part** is **some percent** of the **whole**

$$\frac{\text{part}}{\text{whole}} = \frac{\text{percent}}{100}$$

$$\text{If } \frac{a}{b} = \frac{c}{d} \text{ then } ad = bc$$

$$p \text{ percent of } x \text{ is } y \rightarrow \left(\frac{p}{100}\right)(x) = y$$

10 percent of y

- move decimal 1 space to the left

1 percent of y

- move decimal 2 spaces to the left

What is 15 percent of 62?



$$\begin{array}{r} 10\% \text{ of } 62 = 6.2 \\ + \quad 5\% \text{ of } 62 = 3.1 \\ \hline 15\% \text{ of } 62 = 9.3 \end{array}$$

Arithmetic Flashcards

(watch the entire video [here](#))

$$\% \text{ change} = \frac{\text{change}}{\text{original value}} \rightarrow \text{(then rewrite as a percent)}$$

$$\% \text{ change} = \frac{\text{change} \times 100}{\text{original value}}$$

$$\text{new} = \left(1 \pm \frac{\text{percent change}}{100} \right) \times \text{original}$$

Compound interest

$$\text{final} = P \left(1 + \frac{r}{c} \right)^{nc}$$

P = principal

r = annual interest rate (as a decimal)

c = number of "compoundings" per year

n = number of years

simple interest

$$\text{interest} = (\text{principal})(\text{rate})(\text{time})$$

- For short time periods, consider incremental calculations

e.g.,

$$\begin{array}{r} \$40,000 \\ \text{after 1 month} \rightarrow + \quad \$400 \\ \hline \$40,400 \\ \text{after 2 months} \rightarrow + \quad \$404 \\ \hline \$40,804 \end{array}$$

“For every x there are y . . .” ➡ ratio question

Equivalent ratios

$$\text{If } \frac{a}{b} = \frac{c}{d} \text{ then } ad = bc$$

Portioning into ratios

- Add the terms in the ratio and let the sum = T
- Divide the total quantity into T equal parts
- Divide the T equal parts into the target ratio

Combining Ratios

Strategy 1

- Find equivalent ratios until there are matching terms
- Combine

Strategy 2

- Solve one ratio
- Apply results to the other ratio

- Ratios can be used to solve simple rate questions

Powers & Roots Flashcards

(watch the entire video [here](#))

base \rightarrow 2⁵ \leftarrow exponent

1 raised to any power is equal to 1

0 raised to any nonzero power is equal to 0

Any nonzero number raised to the power of 0 is equal to 1

Any number, x , raised to the power of 1 is equal to x

An odd exponent preserves the sign of the base

An even exponent always yields a positive result

* as long as the base \neq 0

Exponential Growth

Positive bases

If $x > 1$, then the value of x^n increases as n increases

If $0 < x < 1$, then the value of x^n approaches zero as n increases

Negative bases

If $x < -1$, then the magnitude of x^n increases as n increases, but the sign oscillates

If $-1 < x < 0$, then the magnitude of x^n decreases as n increases

Squaring Integers Ending in 5

$$\begin{array}{ccc} 7 \times 8 = 56 & & \\ \uparrow & & \downarrow \\ 75^2 = 5625 & & \end{array}$$

$$\begin{array}{ccc} 10 \times 11 = 110 & & \\ \uparrow & & \downarrow \\ 105^2 = 11025 & & \end{array}$$

Technique

- Let n be the number before the 5
- Write the product of n and $n+1$, followed by 25

Powers & Roots Flashcards

(watch the entire video [here](#))

Quotient law

$$\frac{x^a}{x^b} = x^{a-b}$$

Product law

$$(x^a)(x^b) = x^{a+b}$$

Power of a power law

$$(x^a)^b = x^{ab}$$

Powers & Roots Flashcards

(watch the entire video [here](#))

$$x^{-n} = \frac{1}{x^n}$$

$$\left(\frac{a}{b}\right)^{-n} = \left(\frac{b}{a}\right)^n$$

Powers & Roots Flashcards

(watch the entire video [here](#))

Power of a product law

$$(x^a y^b)^n = x^{an} y^{bn}$$

Power of a quotient law

$$\left(\frac{x^a}{y^b}\right)^n = \frac{x^{an}}{y^{bn}}$$

Combining bases law

$$x^n y^n = (xy)^n$$

Combining bases law

$$\frac{x^n}{y^n} = \left(\frac{x}{y}\right)^n$$

Powers & Roots Flashcards

(watch the entire video [here](#))

What is the units digit of 53^{35} ?

$$53^1 = 53$$

$$53^2 = \text{---}9$$

$$53^3 = \text{---}7$$

$$53^4 = \text{---}1$$

$$53^5 = \text{---}3$$

$$53^6 = \text{---}9$$

$$53^7 = \text{---}7$$

$$53^8 = \text{---}1$$

.

.

.

$$53^{35} =$$

} cycle = 4 → When n is divisible by 4, the units digit of 53^n is 1

$$53^{32} = \text{---}1$$

$$53^{33} = \text{---}3$$

$$53^{34} = \text{---}9$$

$$53^{35} = \text{---}7$$

Powers & Roots Flashcards

(watch the entire video [here](#))

\sqrt{n} = a number (greater than or equal to zero) that, when squared, equals n

Properties

- If $n < 0$, \sqrt{n} has no real value
- If $n \geq 0$, then $\sqrt{n} \geq 0$

$$\sqrt{x^2} = |x|$$

If $0 < x < 1$ then $\sqrt{x} > x$

If $x > 1$ then $\sqrt{x} < x$

Powers & Roots Flashcards

(watch the entire video [here](#))

$\sqrt[r]{n}$ = a number that, when raised to the power of r , equals n

A root will have, at most, 1 value

$$\sqrt[n]{x} = x^{\frac{1}{n}}$$

Powers & Roots Flashcards

(watch the entire video [here](#))

$$\left(\sqrt[n]{x}\right)\left(\sqrt[n]{y}\right) = \sqrt[n]{xy}$$

$$\frac{\sqrt[n]{x}}{\sqrt[n]{y}} = \sqrt[n]{\frac{x}{y}}$$

Simplifying Square Roots

4, 9, 16, 25, 36, 49, 64, 81, 100, 121, . . .

$$\sqrt{700} = \sqrt{100 \times 7}$$

$$= \sqrt{100} \times \sqrt{7}$$

$$= 10\sqrt{7}$$

- Rewrite the number inside the root as the product of a perfect square and some other number
- Rewrite the root as the product of 2 roots
- Simplify the root of the perfect square

Operations with Roots

Multiply the parts
outside the root and
multiply the parts
inside the root

Divide the parts
outside the root, and
divide the parts
inside the root

$$\sqrt{a} + \sqrt{b} = \sqrt{a + b} \quad \times$$

$$n\sqrt{a + b} = \sqrt{na + nb} \quad \times$$

Powers & Roots Flashcards

(watch the entire video [here](#))

$$x^{\frac{a}{b}} = \sqrt[b]{x^a} \quad \rightarrow \quad 32^{\frac{3}{5}} = \sqrt[5]{32^3}$$

$$x^{\frac{a}{b}} = \left(\sqrt[b]{x}\right)^a \quad \rightarrow \quad 32^{\frac{3}{5}} = \left(\sqrt[5]{32}\right)^3 = (2)^3 = 8$$

$$x^{\frac{a}{b}} = \left(\sqrt[b]{x}\right)^a \quad 81^{\frac{3}{4}} = \left(\sqrt[4]{81}\right)^3 = 3^3 = 27$$

Equations with Exponents

- 1) Rewrite with equal bases
- 2) Apply following rule
- 3) Solve resulting equation

$$\text{If } b^x = b^y \text{ then } x = y \\ (b \neq 0, 1, -1)$$

“Fixing” the Denominator

$$\frac{6\sqrt{3}}{\sqrt{2}} \times \frac{\sqrt{2}}{\sqrt{2}}$$

Multiply top and bottom by the root in the denominator

$$\frac{\sqrt{3} + \sqrt{5}}{\sqrt{3} - 2\sqrt{5}} \times \frac{\sqrt{3} + 2\sqrt{5}}{\sqrt{3} + 2\sqrt{5}}$$

Multiply top and bottom by the conjugate of the denominator

Algebra & Equation-Solving Flashcards

(watch the entire video [here](#))

Definitions

expression: collection of one or more terms combined using addition and/or subtraction

examples : $w^3 - 3x^2 + 5y$

$$x - 1$$

$$\frac{2x^4}{5} + \frac{1}{y^3} - 5x^2y + x - 3y + 9$$

monomial: expression with 1 term

examples : $14, 5x, 8xy^3, \frac{jk}{5m^3}$

binomial: expression with 2 terms

examples : $x^2 + 3y$

$$w - 8$$

polynomial: expression with 1 or more terms

Simplifying Expressions

- Like terms can be combined (added/subtracted)

e.g., $2x + 7x = 9x$

- To add expressions in parentheses, remove the parentheses

e.g., $(3x - 2y) + (x - 7y) = 3x - 2y + x - 7y$

- To subtract expressions in parentheses, add the "opposites"

e.g., $(3x - 2y) - (x - 7y) = (3x - 2y) + (-x + 7y)$

Algebra & Equation-Solving Flashcards

(watch the entire video [here](#))

Multiply members of the same "family"

$$\text{e.g., } (5y^3)(4y^4) = 20y^7$$

Multiply each term in the parentheses by the term in front

$$\text{e.g., } 3(2x + 5) = 6x + 15$$

Multiplying two binomials

First $(x + 2)(x + 7) = x^2 + 7x + 2x + 14$

Outer $= x^2 + 9x + 14$

Inner

Last $(3y - 4)(2y - 5) = 6y^2 - 15y - 8y + 20$
 $= 6y^2 - 23y + 20$

$$(2x + y)(x - 7y) = 2x^2 - 14xy + xy - 7y^2$$
$$= 2x^2 - 13xy - 7y^2$$

Multiplying two binomials

First

$$(a + b)^2 = (a + b)(a + b)$$

Outer

$$= a^2 + ab + ab + b^2$$

Inner

$$= a^2 + 2ab + b^2$$

Last

$$(a + b)^2 = a^2 + 2ab + b^2$$

$$(a - b)^2 = (a - b)(a - b)$$

$$= a^2 - ab - ab + b^2$$

$$= a^2 - 2ab + b^2$$

$$(a - b)^2 = a^2 - 2ab + b^2$$

Greatest Common Factor Factoring

- Find the greatest common factor (divisor) of all terms
- Place the greatest common factor in front of the parentheses
- Determine which terms must be inside the parentheses to get the desired product

Difference of Squares Factoring

- Watch out for **differences** of squares

$$a^2 - b^2 = (a + b)(a - b)$$

Quadratic Polynomial Factoring

$$x^2 + nx + p = (x + a)(x + b)$$

$a + b$ ab

Factoring – Putting it all Together

1. Factor out the greatest common factor
2. Factor further (if possible)

$$\begin{aligned}\text{Example: } 2x^6 - 2x^2 &= 2x^2(x^4 - 1) \\ &= 2x^2(x^2 + 1)(x^2 - 1) \\ &= 2x^2(x^2 + 1)(x + 1)(x - 1)\end{aligned}$$

Simplifying Rational Expressions

$$\begin{aligned}\frac{x^3 + 4x^2 + 3x}{x^3 + 2x^2 - 3x} &= \frac{x(x^2 + 4x + 3)}{x(x^2 + 2x - 3)} \\ &= \frac{x(x+3)(x+1)}{x(x+3)(x-1)} \\ &= \frac{x+1}{x-1}\end{aligned}$$

→ $\frac{x^3 + 4x^2 + 3x}{x^3 + 2x^2 - 3x} = \frac{x+1}{x-1}$ for all values of x for which both expressions are defined

Golden Rule of Equation Solving

What you do to one side of the equation,
you must do to the other side

- Isolate the variable by performing the same operations to both sides
- "solution" = "root"

Algebra & Equation-Solving Flashcards

(watch the entire video [here](#))

$$\frac{x}{10} + \frac{4}{5} = \frac{x}{12} + 1$$

$$\frac{60}{1} \left(\frac{x}{10} + \frac{4}{5} \right) = \frac{60}{1} \left(\frac{x}{12} + 1 \right)$$

Multiply both sides by the least common multiple of the denominators

$$\frac{60x}{10} + \frac{240}{5} = \frac{60x}{12} + \frac{60}{1}$$

$$6x + 48 = 5x + 60$$

$$x + 48 = 60$$

$$x = 12$$

Algebra & Equation-Solving Flashcards

(watch the entire video [here](#))

$$\frac{7}{6x-6} = \frac{3}{2x+2}$$

$$\text{If } \frac{a}{b} = \frac{c}{d} \text{ then } ad = bc$$

$$7(2x+2) = 3(6x-6)$$

$$14x + 14 = 18x - 18$$

$$14 = 4x - 18$$

$$32 = 4x$$

$$8 = x$$

Algebra & Equation-Solving Flashcards

(watch the entire video [here](#))

$$ax^2 + bx + c = 0 \quad (a \neq 0)$$

- Most (all) quadratic equations can be solved by factoring
- Solvable quadratic equations will have 1 or 2 unique solutions (roots)

Quadratic formula

$$ax^2 + bx + c = 0 \Rightarrow x = \frac{-b \pm \sqrt{b^2 - 4ac}}{2a}$$

$(b^2 - 4ac) < 0 \Rightarrow$ no solution exists

$(b^2 - 4ac) \geq 0 \Rightarrow$ solution exists

2 Equations with 2 Unknowns

Substitution Method

- 1) Solve one equation for one variable
- 2) Take the other equation and replace the chosen variable with its equivalent expression from the first equation
- 3) Solve for the variable
- 4) Plug the solution into any equation to solve for the other variable

2 Equations with 2 Unknowns

Elimination Method

- 1) Manipulate equations until you have matching coefficients for one variable
- 2) Add or subtract the 2 equations to eliminate one variable
- 3) Solve for the remaining variable
- 4) Plug the solution into any equation to solve for the other variable

Number of Solutions

- Solve as usual
 - find solution ➡ 1 solution
 - identical equations ➡ infinite solutions
 - $0x + 0y = \text{nonzero value}$ ➡ zero solutions

Solving 3 Equations with 3 Unknowns

- 1) Solve one equation for one variable
- 2) Take the other two equations and replace the chosen variable with its equivalent expression from the first equation
- 3) Solve for the two remaining variables
- 4) Plug the solution into any equation to solve for the third variable

or

- 1) Solve using the elimination method

Equations with Square Roots

Square root

- 1) Eliminate square root by squaring both sides
- 2) Solve for variable
- 3) Check for extraneous roots

n^{th} root

- 1) Raise both sides by power of n
- 2) Solve for variable
- 3) If n is even, check for extraneous roots

Equations with Exponents

- 1) Rewrite with equal bases
- 2) Apply following rule
- 3) Solve resulting equation

$$\text{If } b^x = b^y \text{ then } x = y \\ (b \neq 0, 1, -1)$$

Equations with Absolute Value

- 1) Apply rule $|x| = a \rightarrow \begin{cases} x = a \\ x = -a \end{cases}$
- 2) Solve resulting equations
- 3) Check for extraneous roots

Strange Operators

- Use the “recipe” to evaluate

Solving Inequalities

- Adding and subtracting to/from both sides does not affect the inequality
- Multiplying and dividing both sides by a positive number does not affect the inequality
- Multiplying and dividing both sides by a **negative** number **reverses** the inequality

combining inequalities

$$w < x$$

$$x < y$$

$$w < x < y \rightarrow w < y$$

Rewrite inequalities facing the same direction before trying to combine

adding inequalities

$$\begin{array}{r} A < B \\ + \quad C < D \\ \hline A + C < B + D \end{array}$$

$$\begin{array}{r} \text{Al} < \$15 \\ + \quad \text{Bob} < \$10 \\ \hline \text{Al} + \text{Bob} < \$25 \end{array}$$

The inequality signs must face the same direction before adding

Algebra & Equation-Solving Flashcards

(watch the entire video [here](#))

subtracting inequalities

$$\begin{array}{r} 10 < 17 \\ - 9 < 10 \\ \hline 1 < 7 \end{array}$$

~~$$\begin{array}{r} 10 < 11 \\ - 4 < 8 \\ \hline 6 < 3 \end{array}$$~~

Do not subtract inequalities

Do not multiply inequalities

Do not divide inequalities

Algebra & Equation-Solving Flashcards

(watch the entire video [here](#))

$$|x| < a \Rightarrow -a < x < a \text{ (where } a \text{ is positive)}$$

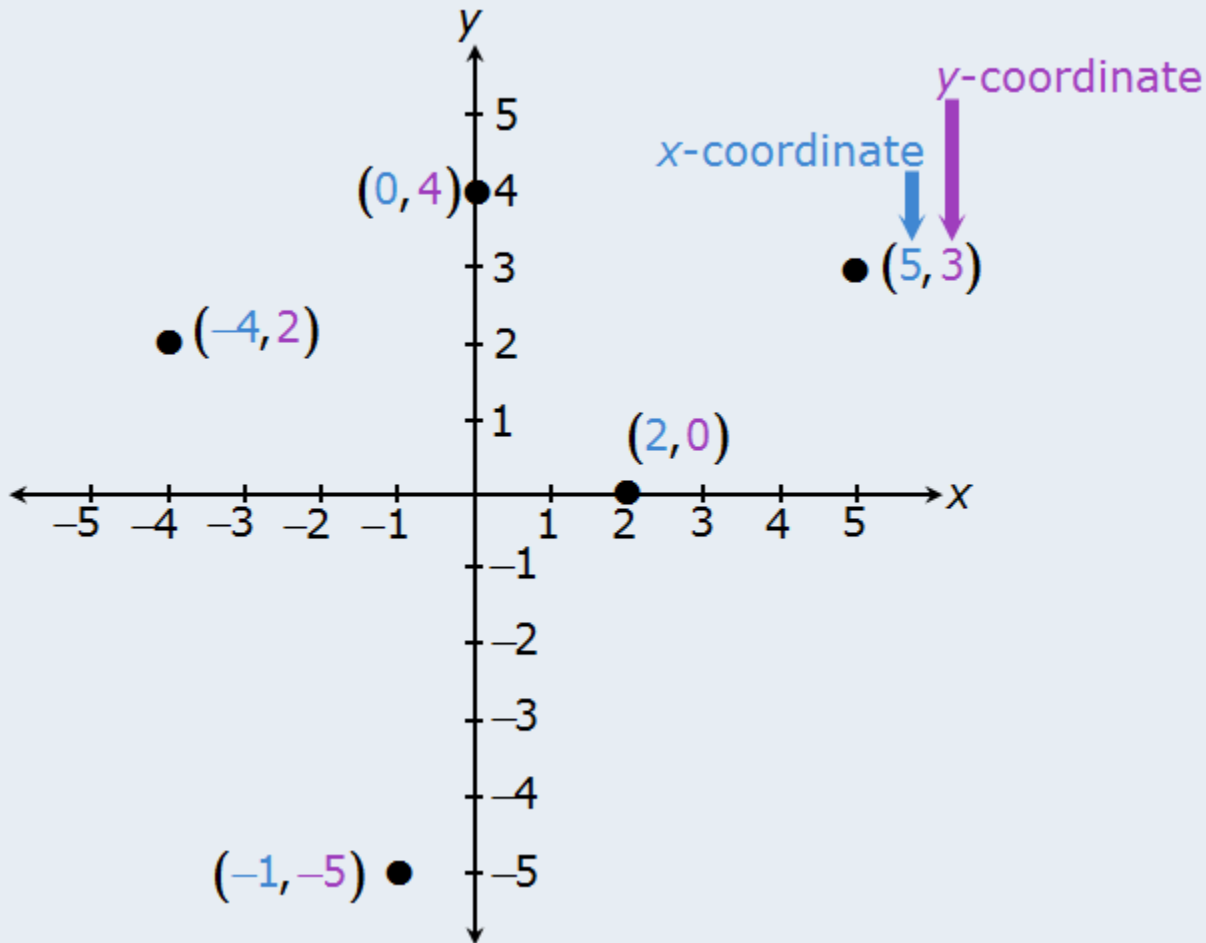
$$|x| > a \Rightarrow x > a \text{ or } x < -a \text{ (where } a \text{ is positive)}$$

Quadratic Inequalities

- Set the expression to equal zero
- Find solutions and record on number line
- Test number from each region
- Solve the inequality

Algebra & Equation-Solving Flashcards

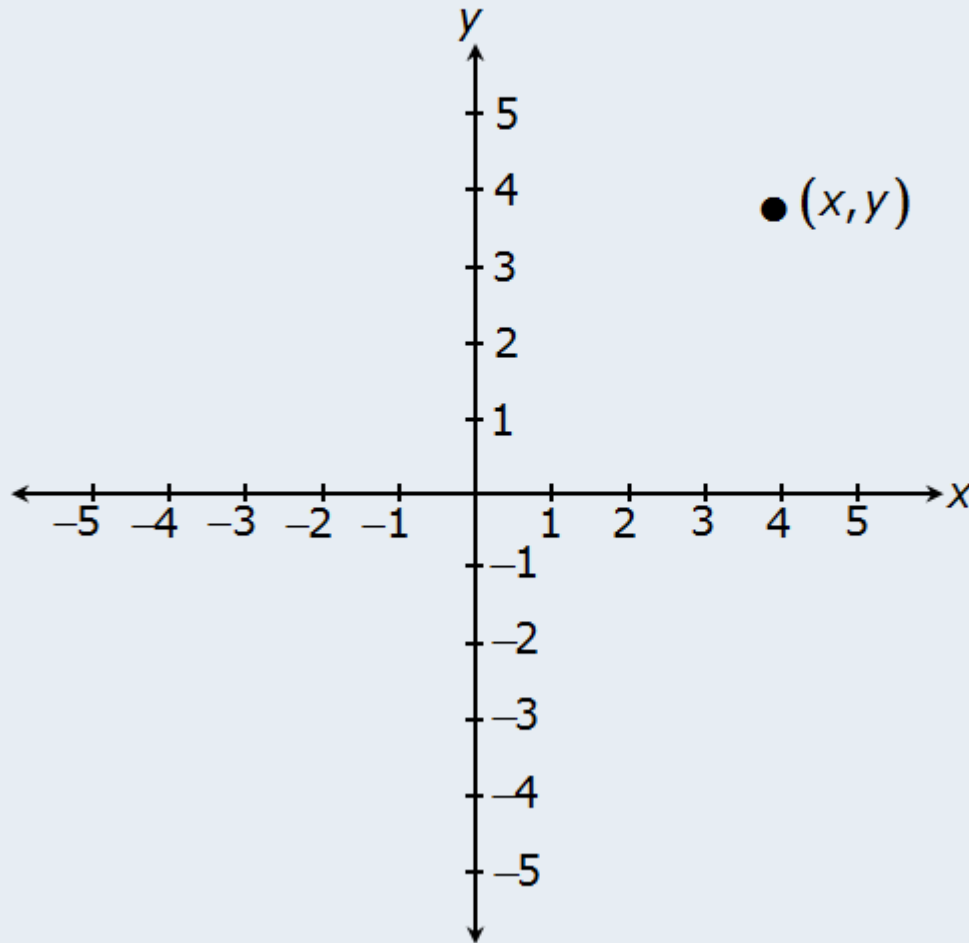
(watch the entire video [here](#))



Algebra & Equation-Solving Flashcards

(watch the entire video [here](#))

- Every point in the coordinate plane is defined by a unique ordered pair of numbers (x, y)

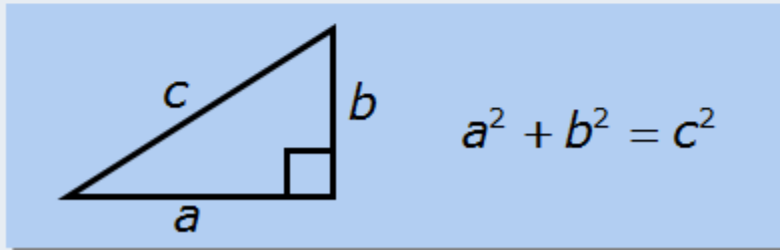


Distance Between Two Points

- Apply formula

Distance between points (x_1, y_1) and (x_2, y_2) is $\sqrt{(x_1 - x_2)^2 + (y_1 - y_2)^2}$

- Sketch and use Pythagorean Theorem



Graphing Lines

- In the coordinate plane, a line is a set of points such the coordinates of each point satisfy the given equation
- If the coordinates of a point satisfy the equation, then that point will lie on the line
- If the coordinates of a point **do not** satisfy the equation, then that point will **not** lie on the line

Algebra & Equation-Solving Flashcards

(watch the entire video [here](#))

- The graph of the line $x=k$ will be a **vertical** line where all of the points have x -coordinates equal to k
- The graph of the line $y=k$ will be a **horizontal** line where all of the points have y -coordinates equal to k

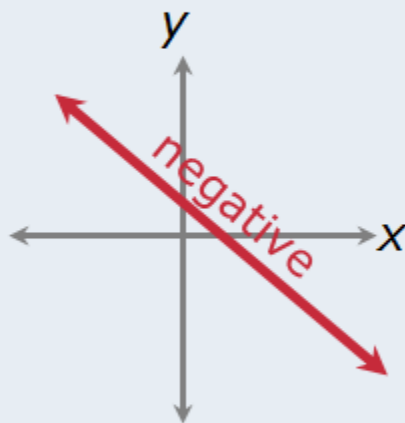
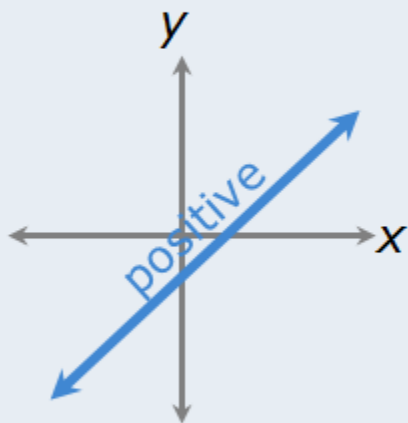
Algebra & Equation-Solving Flashcards

(watch the entire video [here](#))

Given (x_1, y_1) and (x_2, y_2)

$$\text{slope} = \frac{y_1 - y_2}{x_1 - x_2}$$

$$\text{slope} = \frac{\text{rise}}{\text{run}}$$



As the magnitude of the slope increases, the line gets steeper

Algebra & Equation-Solving Flashcards

(watch the entire video [here](#))

x -intercept: x -coordinate of point where the line intersects the x -axis

- To find the x -intercept, plug $y = 0$ into the equation

y -intercept: y -coordinate of point where the line intersects the y -axis

- To find the y -intercept, plug $x = 0$ into the equation

Slope y-intercept form

$$y = mX + b$$

slope \nearrow \nwarrow y-intercept

Writing equations from two given points

$$y = mx + b$$

- 1) Find the slope (m) of the line
- 2) Plug the value of m into the slope y -intercept equation
- 3) Plug the coordinates of one point into the equation
- 4) Solve for b
- 5) Write the equation in slope y -intercept form

Practice

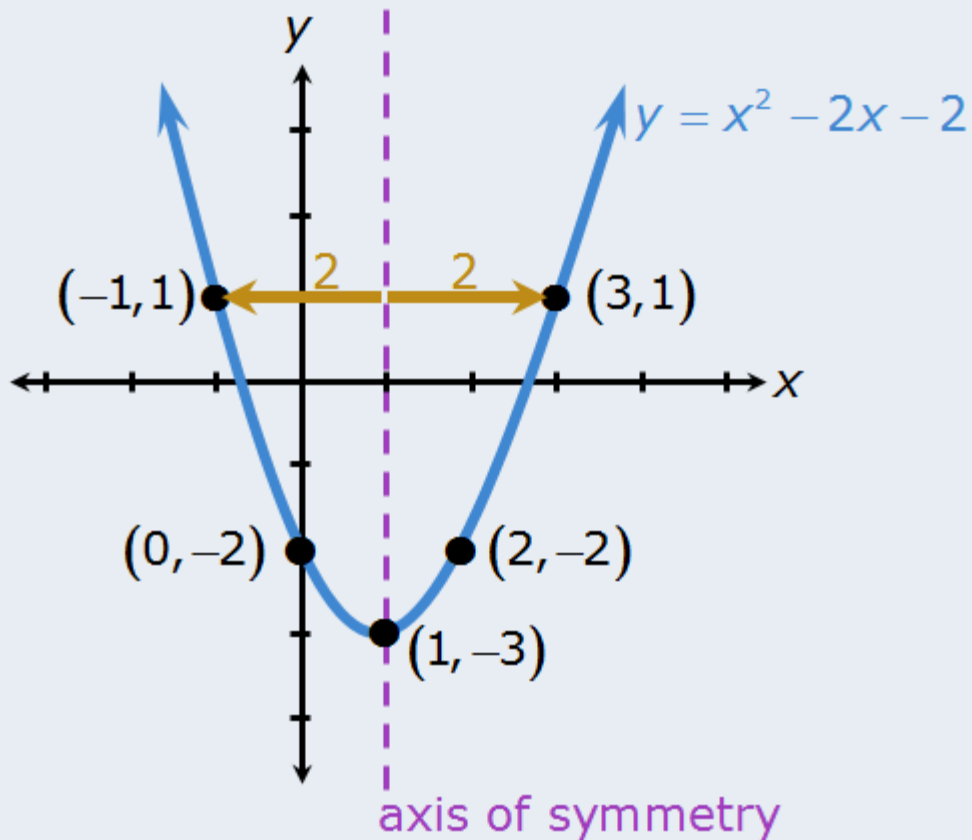
$$(1, -2) \text{ and } (4, 7) \Rightarrow y = 3x - 5$$

$$(4, -9.5) \text{ and } (-2, 5.5) \Rightarrow y = -\frac{5}{2}x + \frac{1}{2}$$

Algebra & Equation-Solving Flashcards

(watch the entire video [here](#))

$$y = ax^2 + bx + c$$



Introduction to Word Problems

1. Understand the question and any restrictions
2. Consider testing the answer choices
3. Assign variables
4. Create an equation
5. Solve the equation (if necessary)
6. Reread question and confirm required value

Strategy for Testing Answer Choices

- Test answer choices, beginning with C
- Eliminate impossible answer choices

Assigning Variables

- Consider assigning the variable to the target value
- Consider writing a “word equation”
- It is often best to assign the variable to the smallest value
- Assign descriptive variables
- Look for relationships

Writing Equations

- Write a “word equation”
- Replace with algebraic expressions
- Solve for variable
- Reread the question and confirm required value

$\text{profit} = \text{revenue} - \text{cost}$

$\text{total cost} = \text{price per item} \times \text{quantity purchased}$

$\text{total earnings} = \text{pay rate} \times \text{time worked}$

Using More than 1 Variable

- Begin with one variable, but change to more variables if there are complex relationships between the unknown values
- n variables requires n equations

Past & Future Age Questions

- Create table with given times
- Create equation(s)
- Ensure that you have obtained the required information

Word Problems Flashcards

(watch the entire video [here](#))

$$\text{distance} = \text{rate} \times \text{time}$$

$$\text{rate} = \frac{\text{distance}}{\text{time}}$$

$$\text{time} = \frac{\text{distance}}{\text{rate}}$$

$$\frac{(\text{Distance})}{(\text{Rate})(\text{Time})}$$

$$\frac{D}{RT}$$

$$\text{distance} = \text{rate} \times \text{time}$$

The time units must match before multiplying

$$\text{time} = \frac{\text{distance}}{\text{rate}}$$

The distance units must match before dividing

Word Problems Flashcards

(watch the entire video [here](#))

$$\text{average speed} = \frac{\text{total distance traveled}}{\text{total time}}$$

- Assign variables if necessary

Multiple Trips and/or Multiple Travelers

- Consider possible word equations
- Use the equation with favorable variables

Shrinking/Expanding Gaps

- Observe the outcome after 1 unit of time
- Determine shrink/expansion rate
- Apply the rate to the question

Work Questions

$$\text{output} = \text{rate} \times \text{time}$$

$$\text{rate} = \frac{\text{output}}{\text{time}}$$

$$\text{time} = \frac{\text{output}}{\text{rate}}$$

$$\frac{(\text{Output})}{(\text{Rate})(\text{Time})}$$

$$\frac{O}{RT}$$

Find the output rates

- Add rates when there are two or more contributors (machines, workers, etc.)

Double Matrix Method - Example

In a shipment of 40 toys, each toy is either blue or green, and each toy is either large or small. In total, there are 30 small toys, and there are 14 blue toys. If the shipment contains 22 toys that are both small and green, how many toys are both large and blue?

A) 4

B) 6

C) 10

D) 12

E) 14

	(40) blue	green	
small	8	22	→ sum = 30
large	★ 6	4	→ sum = 10
	↓ sum = 14	↓ 26	

3-Criteria Venn Diagrams

- Draw 3 overlapping sets
- Fill in regions from the middle outwards

- **Recursive definitions** of sequences typically require us to start at the beginning of the sequence

Word Problems Flashcards

(watch the entire video [here](#))

$$1 + 2 + 3 + \cdots + n = \frac{n(n+1)}{2}$$

The number of integers from
 x to y inclusive = $y - x + 1$

Growth Tables

- For incremental growth or decline draw a table
- Note changes for every time period

Mixture Questions

- Sketch the solution(s) with the parts separated
- Combine like parts

Variables in the Answer Choices

Algebraic approach

- Translate the information into an expression

Input-output approach

- Choose **value(s)** for the given variable(s)
- Use those **values** to calculate the required **output**
- Use the same **values** to evaluate each answer choice, and look for a matching **output**

Both strategies usually work

The algebraic approach is typically faster

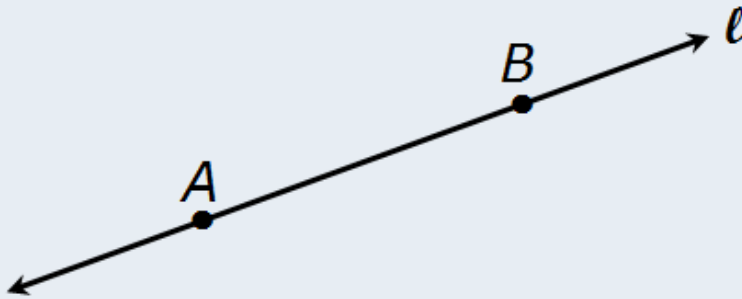
Tips for the Algebraic Approach

- Use real numbers to determine the required operations to reach a certain goal
- Apply those operations to the given variables
- Try writing the expression in different ways

Tips for the Input-Output Approach

- Use small numbers and prime numbers
- Use different numbers
- In most cases, avoid using 0 and 1
- Avoid numbers that appear in the question
- Some numbers allow us to quickly eliminate answer choices

line: a straight path that extends without end in both directions



AB : line segment

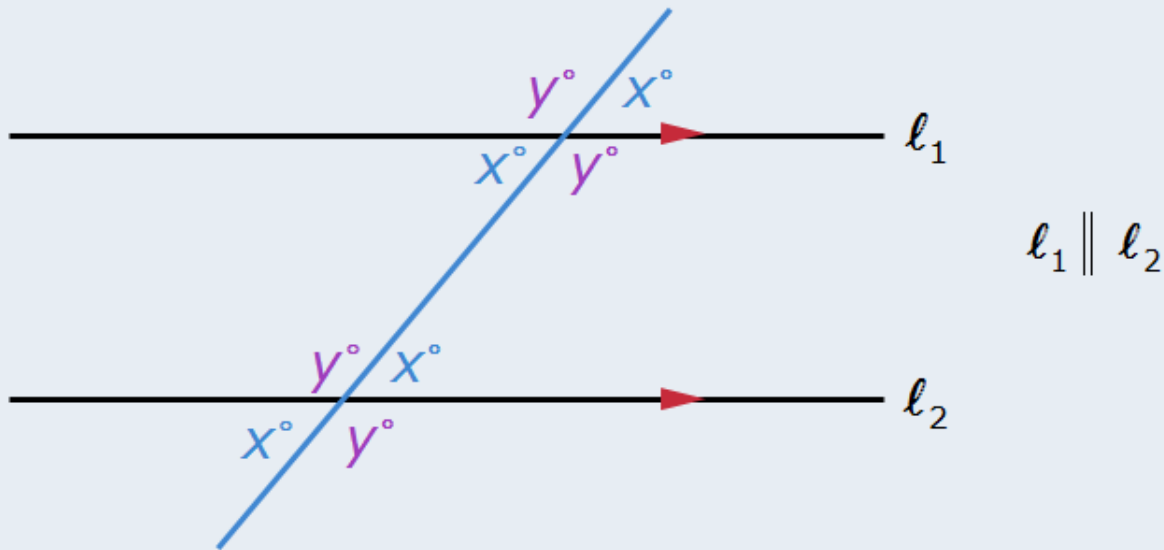
AB : length of line segment AB (e.g., $DE=7$)

Geometry Flashcards

(watch the entire video [here](#))

Angles on a line add to 180°

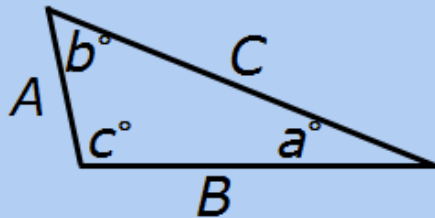
Opposite angles are equal



Geometry Flashcards

(watch the entire video [here](#))

Angles in a triangle add to 180°



If $a < b < c$ then $A < B < C$

The sum of the lengths of any two sides of a triangle must be greater than the third side.

Given lengths of sides A and B

$$|A - B| < 3^{\text{rd}} \text{ side} < A + B$$

Assumptions about Geometric Figures

- Lines that appear straight can be assumed to be straight
- Angles are greater than 0 degrees
- Do not make assumptions about angle measurements
- Do not make assumptions about parallelism
- Unless otherwise indicated, $\angle ABC$ refers to the smaller angle

- An isosceles triangle has 2 equal sides and 2 equal angles
- An equilateral triangle has 3 equal sides and 3 equal angles (60° each)

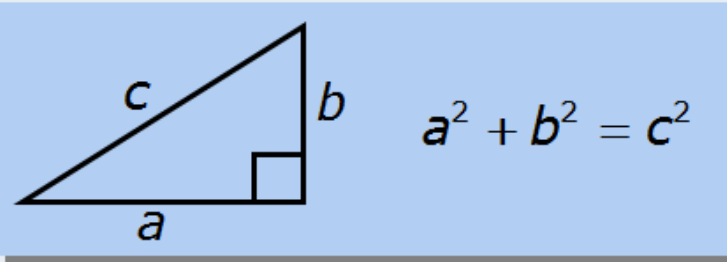
$$\text{Area} = \frac{\text{base} \times \text{height}}{2}$$

$$\text{Area} = \frac{\sqrt{3} \times (\text{side})^2}{4}$$

- The altitudes of isosceles triangles and equilateral triangles bisect the base

Geometry Flashcards

(watch the entire video [here](#))



- Watch out for Pythagorean triples (and their multiples)

3-4-5

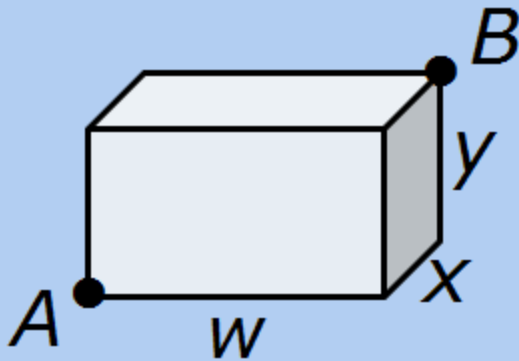
5-12-13

8-15-17

7-24-25

Geometry Flashcards

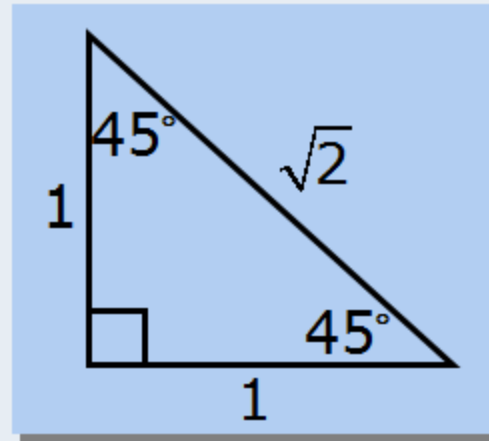
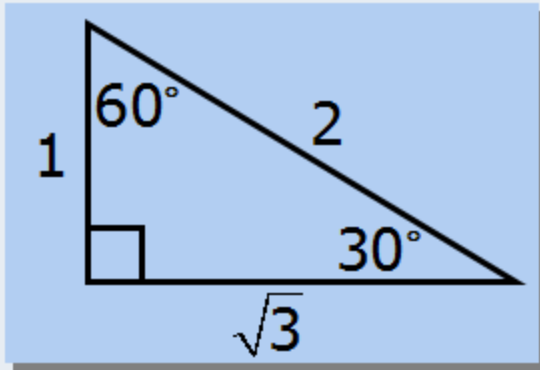
(watch the entire video [here](#))



$$AB = \sqrt{w^2 + x^2 + y^2}$$

Geometry Flashcards

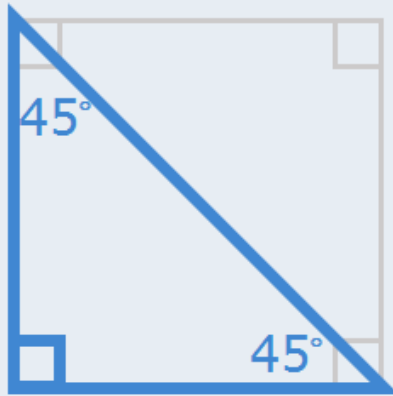
(watch the entire video [here](#))



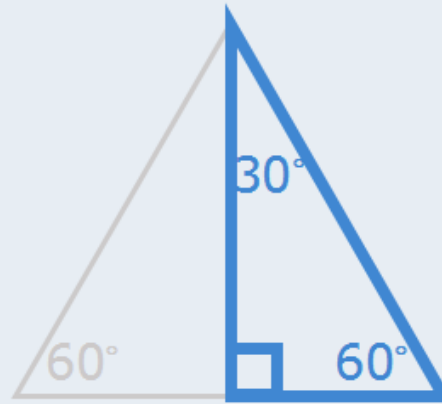
Geometry Flashcards

(watch the entire video [here](#))

Square

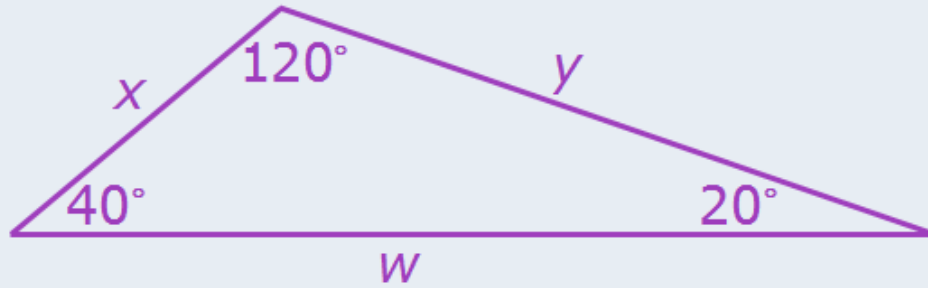
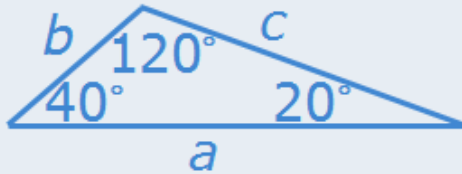


Equilateral Triangle



Watch out for special right triangles "hiding" in squares and equilateral triangles

Similar triangles have the same 3 angles in common



$$\frac{a}{w} = \frac{b}{x} = \frac{c}{y}$$

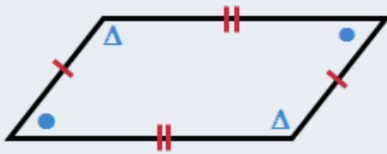
With similar triangles, the ratio of any pair of corresponding sides is the same

Geometry Flashcards

(watch the entire video [here](#))

parallelogram

- opposite sides parallel



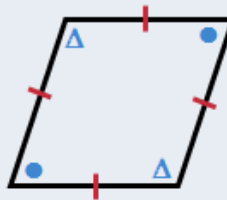
rectangle

- opposite sides parallel
- all angles are 90°



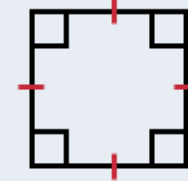
rhombus

- opposite sides parallel
- all sides are equal



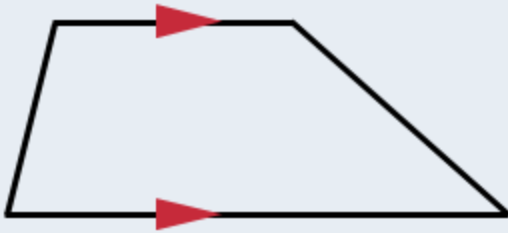
square

- opposite sides parallel



trapezoid

- 2 sides parallel

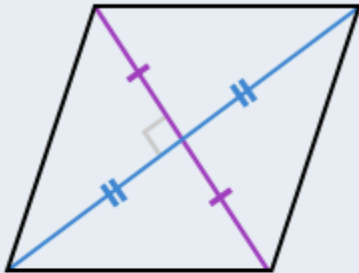


Geometry Flashcards

(watch the entire video [here](#))

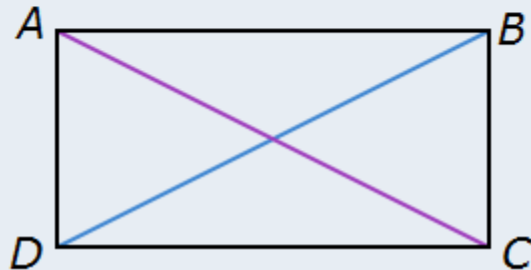
Rhombus (and square)

- diagonals are perpendicular bisectors



Rectangle (and square)

- diagonals are equal length



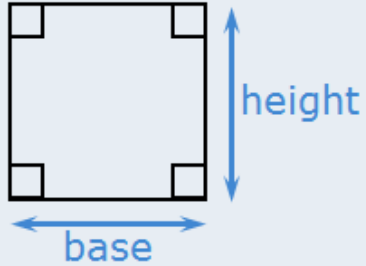
$$AC = BD$$

Geometry Flashcards

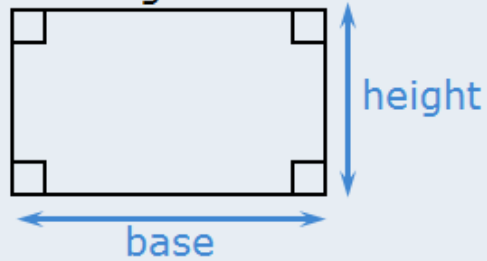
(watch the entire video [here](#))

$$\text{area} = \text{base} \times \text{height}$$

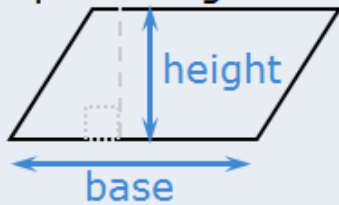
square



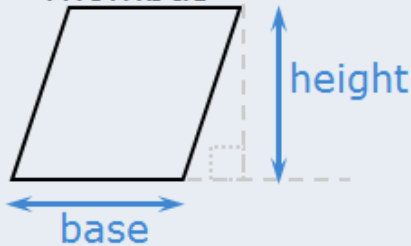
rectangle



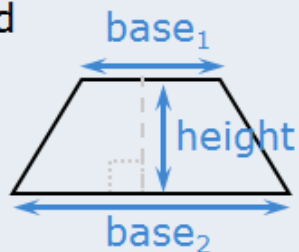
parallelogram



rhombus



trapezoid

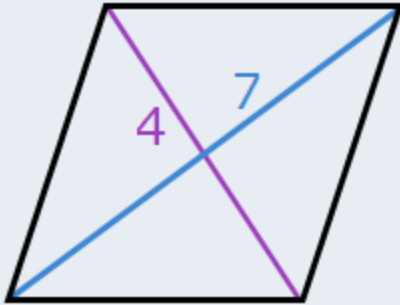


$$\begin{aligned} \text{area} &= \left(\frac{\text{base}_1 + \text{base}_2}{2} \right) \times \text{height} \\ &= \text{average of bases} \times \text{height} \end{aligned}$$

Geometry Flashcards

(watch the entire video [here](#))

rhombus



$$\text{area} = \frac{\text{diagonal}_1 \times \text{diagonal}_2}{2}$$

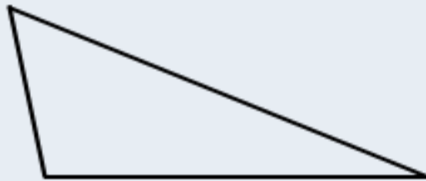
$$\begin{aligned}\text{area} &= \frac{4 \times 7}{2} \\ &= \frac{28}{2} \\ &= 14\end{aligned}$$

Geometry Flashcards

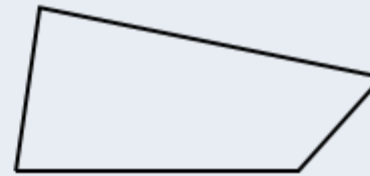
(watch the entire video [here](#))

- Polygon: Closed figure formed by 3 or more line segments
- "polygon" → "convex polygon" (all interior angles less than 180°)
- Regular polygon: equal sides and equal angles

Triangle



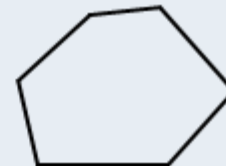
Quadrilateral



Pentagon



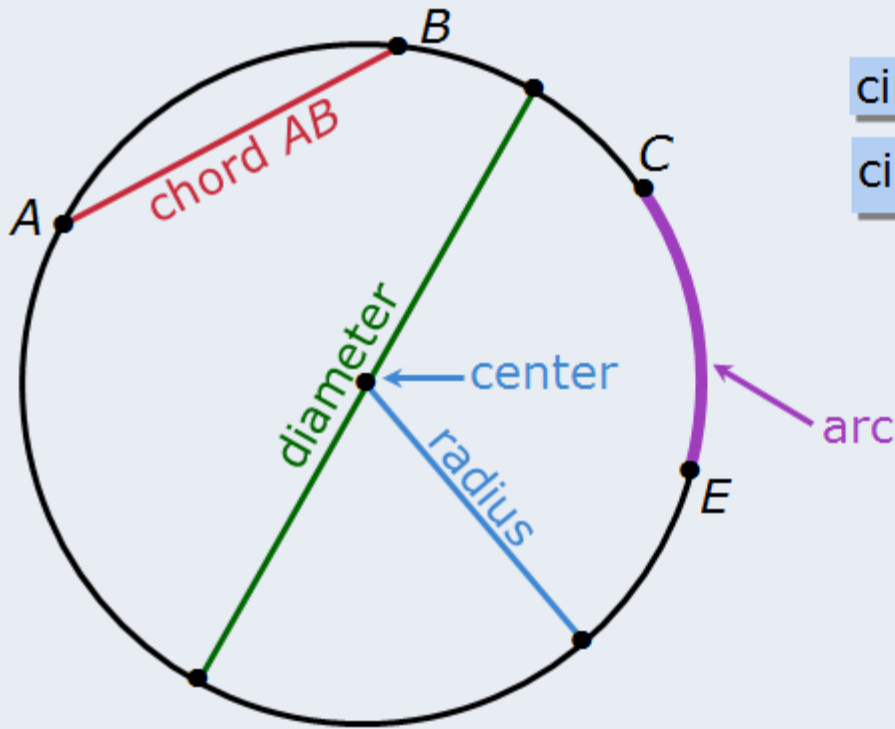
Hexagon



The sum of the interior angles in an N -sided polygon is equal to $180^\circ (N - 2)$

Geometry Flashcards

(watch the entire video [here](#))



$$\text{circumference} = \pi \times \text{diameter}$$

$$\text{circumference} = \pi \times (2 \times \text{radius})$$

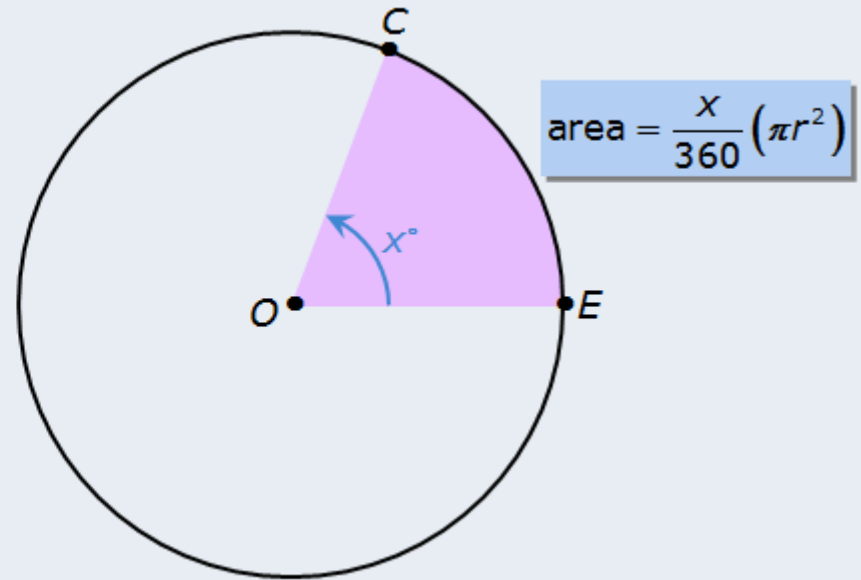
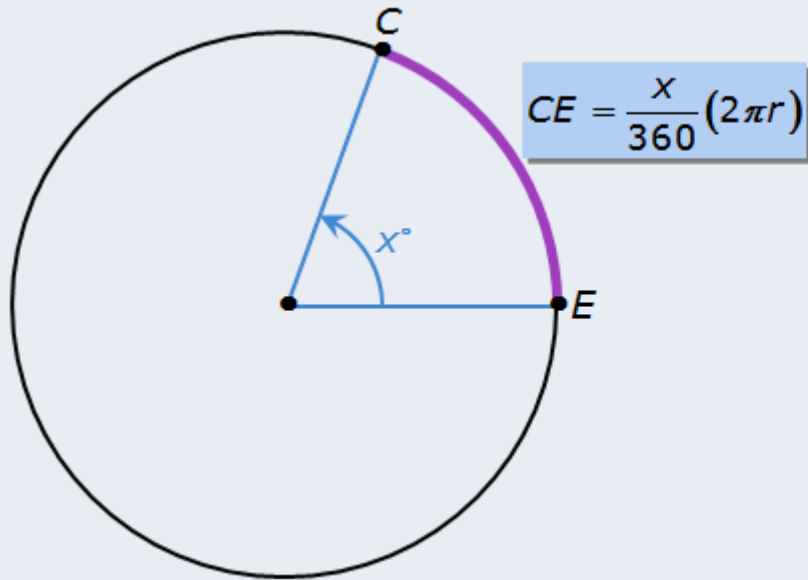
$$\text{area} = \pi r^2$$

$$\pi \approx 3.14$$

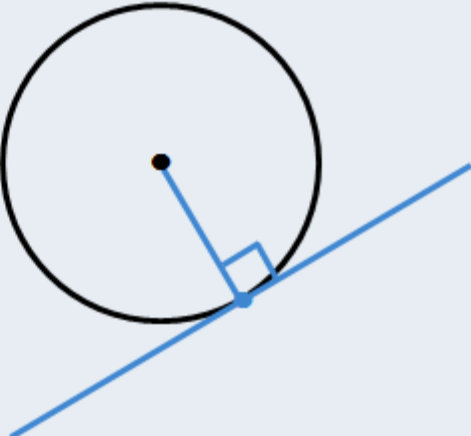
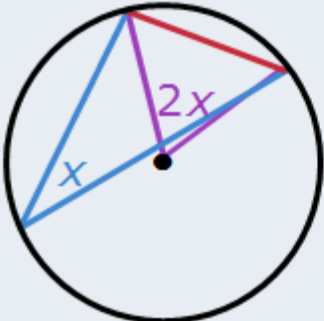
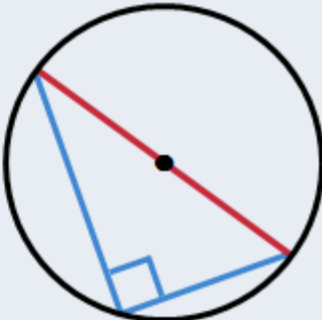
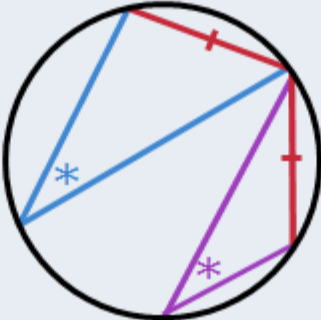
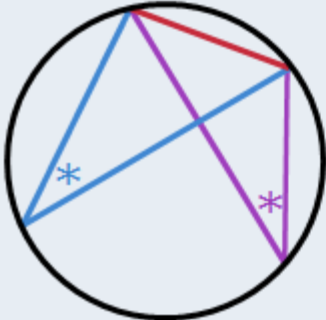
$$\approx 3$$

Geometry Flashcards

(watch the entire video [here](#))

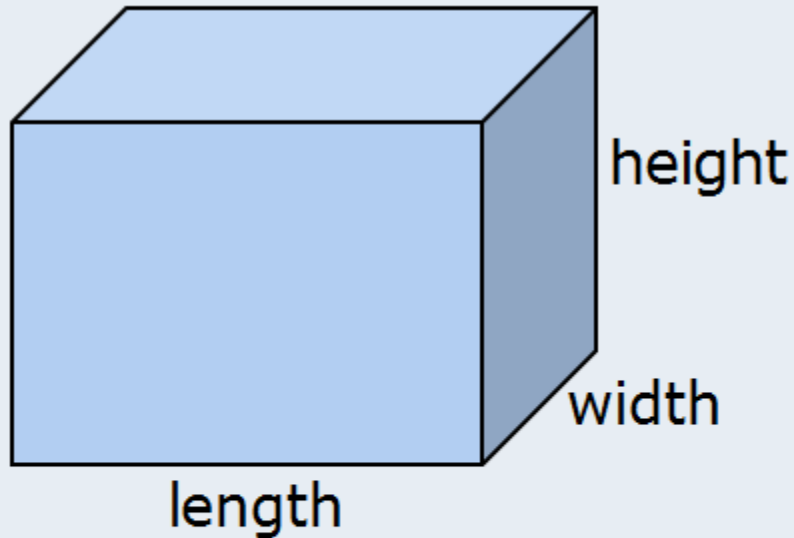


Circle Properties



Geometry Flashcards

(watch the entire video [here](#))

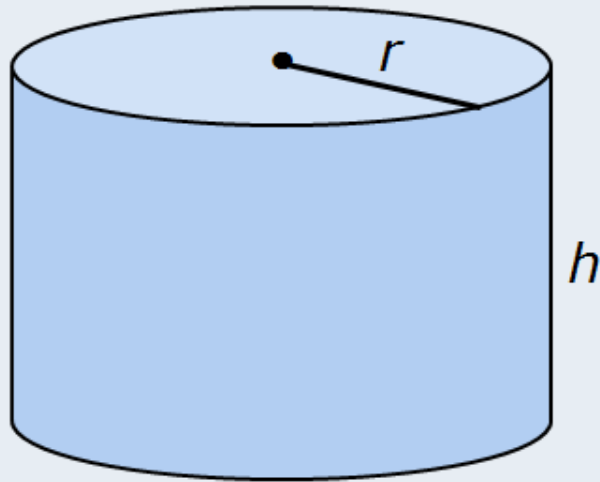


volume = length \times width \times height

surface area = sum of areas of all 6 sides

Geometry Flashcards

(watch the entire video [here](#))



$$\text{volume} = \pi r^2 h$$

$$\begin{aligned}\text{surface area} &= \pi r^2 + \pi r^2 + 2\pi r h \\ &= 2\pi r^2 + 2\pi r h \\ &= 2\pi r (r + h)\end{aligned}$$

Conversions

- If conversion is required, relationship will be given
 - e.g., (1 kilometer = 1000 meters)
 - e.g., (1 mile = 5280 feet)
- Note: Relationships **not** given for units of time
 - e.g., (1 hour = 60 minutes)
 - e.g., (1 day = 24 hours)

Geometry Strategies

- Redraw figures
- Add all given information
- Add any information that can be deduced
- Add/extend lines
- Assign variables and use algebra
- Problem solving questions drawn to scale:
 - estimate to confirm calculations and guide guesses
- Two or more triangles and length required
 - look for similar triangles
- Right triangle:
 - use Pythagorean Theorem to relate sides
 - watch for Pythagorean Triples and special triangles
- Circle:
 - beware of circle properties (inscribed/central angles, tangent lines)
 - look for isosceles triangles
- Break areas/volumes into manageable pieces

Integer Properties Flashcards

(watch the entire video [here](#))

If x and y are integers then:

" x is **divisible** by y " = "when x is divided by y the **remainder is 0**"
= " y is a **divisor** of x "
= " y is a **factor** of x "
= " x **equals** ky for some integer k "
= " x is a **multiple** of y "

GMAT questions typically focus
on **positive** divisors/factors

Divisibility Rules

Divisible by

Characteristic

2	Units digit is 0, 2, 4, 6, or 8
3	Sum of digits is divisible by 3
4	2-digit # at the end is divisible by 4
5	Units digit is 0 or 5
6	The number is divisible by 2 AND by 3
9	Sum of digits is divisible by 9
10	Units digit is 0

Integer Properties Flashcards

(watch the entire video [here](#))

Prime Number

A positive integer with exactly 2 positive divisors.

Primes: 2, 3, 5, 7, 11, 13, 17, 19, 23, 29, 31, 37, 41,
43, 47, 53, 59, . . .

Note:

- 1 is not prime (only 1 positive divisor)
- 2 is the **only** even prime number

Integer Properties Flashcards

(watch the entire video [here](#))

" x is divisible by y " = "when x is divided by y the remainder is 0"
= " y is a divisor of x "
= " y is a factor of x "
= " x equals ky for some integer k "
= " x is a multiple of y "
= " y is 'hiding' in the prime factorization of x "

6 is a divisor of W $\Rightarrow W = 6 \times ? \times ? \times ? \times \dots$
 $= 2 \times 3 \times ? \times ? \times ? \times \dots$

R is divisible by 88 $\Rightarrow R = 88 \times ? \times ? \times ? \times \dots$
 $= 2 \times 2 \times 2 \times 11 \times ? \times ? \times ? \times \dots$

Integer Properties Flashcards

(watch the entire video [here](#))

- The **prime factorization** of each number is unique
- Prime factorization can help determine whether numbers are divisors
- If some number, k , is “hiding” in the prime factorization of a number, then k is a divisor of that number

Counting Divisors of Large Numbers

If $N = p^a \times q^b \times r^c \times \dots$, where p, q, r (etc) are prime numbers, then the total number of positive divisors of N is $(a + 1)(b + 1)(c + 1) \dots$

Squares of Integers

- The prime factorization of a perfect square will have an even number of each prime.
- A perfect square will have an odd number of positive divisors

Divisor Rules

Given: j , k , M and N are integers:

- If k is a divisor of N , then k is a divisor of NM
- If jk is a divisor of N , then j is a divisor of N , and k is a divisor of N
- If k is not a divisor of N , then jk is not a divisor of N
- If k is a divisor of both N and M , then k is a divisor of $N+M$ (and $N-M$ and $M-N$)
- If k is a divisor N , but k is not a divisor of M , then k is not a divisor of $N+M$ (or $N-M$ or $M-N$)

Integer Properties Flashcards

(watch the entire video [here](#))

Greatest Common Divisor

Find the greatest common divisor of 56 and 70:

$$\begin{array}{l} 56 = 2 \times 2 \times 2 \times 7 \\ 70 = 2 \times 5 \times 7 \\ \downarrow \quad \downarrow \\ \text{GCD} = 2 \times 7 \\ = 14 \end{array}$$

Find the greatest common divisor of 132, 198 and 330:

$$\begin{array}{l} 132 = 2 \times 2 \times 3 \times 11 \\ 198 = 2 \times 3 \times 3 \times 11 \\ 330 = 2 \times 3 \times 5 \times 11 \\ \downarrow \downarrow \quad \downarrow \\ \text{GCD} = 2 \times 3 \quad \times 11 \\ = 66 \end{array}$$

Integer Properties Flashcards

(watch the entire video [here](#))

Least Common Multiple

Find the least common multiple of 12 and 56:

$$\begin{aligned} 12 &= 2 \times 2 \times 3 \\ 56 &= 2 \times 2 \times 2 \times 7 \\ \text{LCM} &= 2 \times 2 \times 3 \times 2 \times 7 \\ &= 168 \end{aligned}$$

Find the least common multiple of 18 and 42:

$$\begin{aligned} 18 &= 2 \times 3 \times 3 \\ 42 &= 2 \times 3 \times 7 \\ \text{LCM} &= 2 \times 3 \times 3 \times 7 \\ &= 126 \end{aligned}$$

Integer Properties Flashcards

(watch the entire video [here](#))

$$(\text{GCD of } x \text{ and } y)(\text{LCM of } x \text{ and } y) = xy$$

Integer Properties Flashcards

(watch the entire video [here](#))

$\text{odd} \pm \text{odd} = \text{even}$
 $\text{odd} \pm \text{even} = \text{odd}$
 $\text{even} \pm \text{even} = \text{even}$

$\text{odd} \times \text{odd} = \text{odd}$
 $\text{odd} \times \text{even} = \text{even}$
 $\text{even} \times \text{even} = \text{even}$

$\frac{\text{even}}{\text{even}}$ can be a non-integer, even or odd

If $\frac{\text{even}}{\text{odd}}$ is an integer, it will be even

$\frac{\text{odd}}{\text{even}}$ cannot be an integer

If $\frac{\text{odd}}{\text{odd}}$ is an integer, it will be odd

Integer Properties Flashcards

(watch the entire video [here](#))

- Create a table to **test cases**
 - Use "E" and "O" and even/odd rules
 - Plug in values and evaluate
- Draw conclusions based on outcomes

Integer Properties Flashcards

(watch the entire video [here](#))

...-7, -6, -5, -4, -3, -2, -1, 0, 1, 2, 3, 4, 5, 6, 7,...

Every n^{th} integer is divisible by n

n consecutive integers \Rightarrow 1 number must be divisible by n

Integer Properties Flashcards

(watch the entire video [here](#))

$$\begin{array}{c} \text{divisor} \\ \downarrow \\ 11 \div 4 = 2(3) \\ \uparrow \qquad \uparrow \\ \text{dividend} \quad \text{quotient} \end{array}$$

$$0 \leq \text{remainder} < \text{divisor}$$

remainder
↓
If $N \div D = Q(R)$, then the possible values of N are: $R, R + D, R + 2D, R + 3D, \dots$

$$\text{If } N \div D = Q(R) \Rightarrow Q \times D + R = N$$

↑
remainder

Statistics Flashcards

(watch the entire video [here](#))

$$\text{average} = \text{mean} = \frac{\text{sum of } n \text{ numbers}}{n}$$

$$\text{sum of } n \text{ numbers} = (\text{mean})(n)$$

median: the middlemost value when the numbers are arranged in ascending order

n is odd: median = middle number

n is even: median = average of the 2 middle numbers

mode: the number that occurs most frequently

If the numbers in a set are evenly spaced, then the mean and median of that set are equal

If the mean and median of a set are equal, then the numbers in that set **may or may not** be evenly spaced

Statistics Flashcards

(watch the entire video [here](#))

$$\text{Weighted average} = (\text{proportion}) \left(\begin{array}{c} \text{group} \\ \text{A} \\ \text{average} \end{array} \right) + (\text{proportion}) \left(\begin{array}{c} \text{group} \\ \text{B} \\ \text{average} \end{array} \right) + \dots$$

Group A average = a

Group B average = b

case 1) population A = population B

➡ average of combined group = $\frac{a+b}{2}$

case 2) population A is greater than population B

➡ average of combined group is closer to a

case 3) population B is greater than population A

➡ average of combined group is closer to b

Statistics Flashcards

(watch the entire video [here](#))

range = greatest value – least value

Standard Deviation of $x_1, x_2, x_3, x_4, \dots, x_n$

m = mean

n = number of values

$$SD = \sqrt{\frac{(x_1 - m)^2 + (x_2 - m)^2 + (x_3 - m)^2 + \dots + (x_n - m)^2}{n}}$$

Informal definition

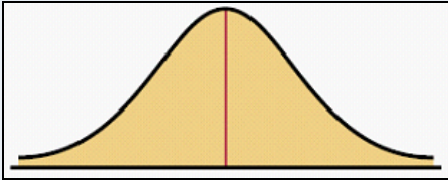
Standard deviation is the average distance the data values are away from the mean.

$$\text{variance} = (\text{standard deviation})^2$$

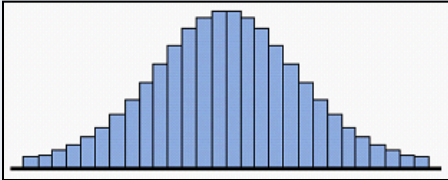
units of standard deviation

If the standard deviation of a set of numbers is k ,
then $k = 1$ *unit of standard deviation*

Features of Normal Distributions

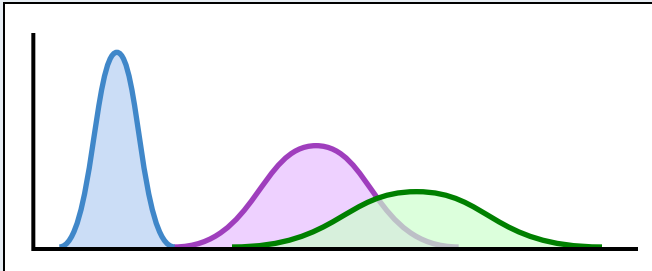


- Data are reasonably symmetrical about the mean
- Mean, median and mode are all nearly equal



- About 68% of the data are within 1 standard deviation of the mean
- About 95% of the data are within 2 standard deviations of the mean

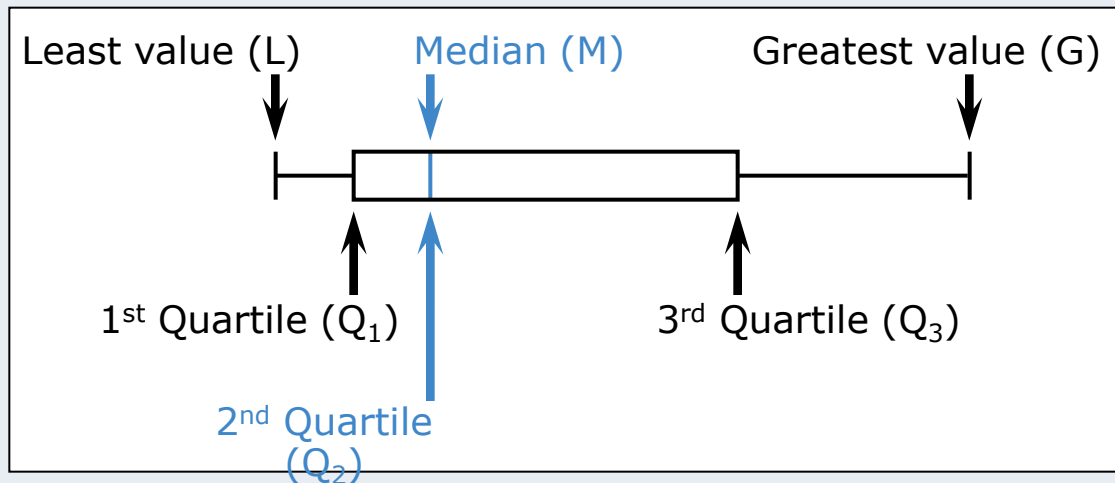
- About 99% of the data are within 3 standard deviations of the mean
- The greater the standard deviation, the wider the curve



Creating a Boxplot

- 1) Rearrange values in ascending order
- 2) The median of all values is the 2nd quartile (Q_2)
- 3) The median of the "lesser numbers" is the 1st quartile (Q_1)
- 4) The median of the "greater numbers" is the 3rd quartile (Q_3)

Exclude Q_2 from the lesser and greater numbers



Counting Flashcards

(watch the entire video [here](#))

When tackling counting questions, consider listing and counting.

Fundamental Counting Principle

If a task is comprised of stages, where
one stage can be accomplished in **A** ways,
another stage can be accomplished in **B** ways,
another stage can be accomplished in **C** ways,
and so on,

then the total number of ways to accomplish the task is
A × **B** × **C** × ...

Can I take the task of “building” possible outcomes and break it into individual stages?

Arranging n Unique Objects

n unique objects can be arranged in $n!$ ways

Factorial Notation

$$7! = 7 \times 6 \times 5 \times 4 \times 3 \times 2 \times 1$$

$$5! = 5 \times 4 \times 3 \times 2 \times 1$$

$$n! = n \times (n - 1) \times (n - 2) \times \cdots \times 3 \times 2 \times 1$$

$$0! = 1$$

- Counting question with **restrictions**
 - Adhere to the restriction
 - Apply the Restrictions Rule

Restrictions Rule

of ways
to follow a
restriction

=

of ways
to ignore
restriction

—

of ways
to break
restriction

- Restrictions Rule is useful for questions involving “at least” and “at most”

MISSISSIPPI Rule

- When arranging objects, determine whether the objects are unique

Arranging Objects When Some are Alike

Given n objects where A are alike, another B are alike, another C are alike and so on, the number of ways to arrange the n objects is

$$\frac{n!}{(A!)(B!)(C!) \cdots}$$

Counting Flashcards

(watch the entire video [here](#))

Combination: A selection from a set of unique objects where the order of the selected objects does not matter.

- Choosing committee members is a popular theme

Combination Formula

r objects can be selected from a set of n unique objects in ${}_n C_r$ ways, where:

$${}_n C_r = \binom{n}{r} = \frac{n!}{r!(n-r)!}$$

When to use Combinations

General Strategy

- If possible, break the required task into stages
- “Does the outcome of each stage differ from the outcomes of other stages?”
 - No → Combination
 - Yes → Fundamental Counting Principle or other strategy

Calculating Combinations Shortcut

r objects can be selected from a set of n unique objects in ${}_n C_r$ ways

$${}_n C_r = \frac{\text{first } r \text{ values of } n!}{r!}$$

Counting Strategies

1. List outcomes
2. If restrictions exist, consider applying the Restrictions Rule
3. If possible, break the required task into stages
4. Ask, "Do the outcomes of each stage differ from the outcomes of other stages?"
 - No ➔ combination
 - Yes ➔ continue below
5. Determine the number of ways to accomplish each stage, **beginning with the most restrictive stage(s)**
6. Apply the Fundamental Counting Principle
7. Arranging objects that are not unique may require the MISSISSIPPI Rule

Probability Flashcards

(watch the entire video [here](#))

- The **probability** of an event = the **likelihood** that the event will occur
- $0 \leq \text{probability of an event} \leq 1$

$P(\text{Event A}) = 0 \Rightarrow$ Event A will not occur

$P(\text{Event A}) = 1 \Rightarrow$ Event A will definitely occur



$P(\text{selected ball is green}) = 0$

$P(\text{selected ball is red}) = 1$

Probability of an Event

In an experiment where each outcome is equally likely, the probability that event A will occur is:

$$P(A) = \frac{\text{number of outcomes where A occurs}}{\text{total number of possible outcomes}}$$

Calculating the denominator first will often help you gain insight into a question

Complement

$$P(\text{event happens}) = 1 - P(\text{event DOES NOT happen})$$

Possible Uses

- When calculating $P(\text{event DOES NOT happen})$ is easier
- Questions with "at least" and "at most"

Mutually Exclusive Events

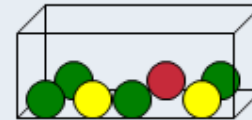
Two events are mutually exclusive if both events cannot occur together.

Example

A ball is randomly selected from the box

Event A: The ball is red

Event B: The ball is yellow



Can both events occur together?

- No → The events are mutually exclusive
- $P(A \text{ and } B) = 0$

“or” Probabilities

$$P(A \text{ or } B) = P(A) + P(B) - P(A \text{ and } B)$$

If events A and B are mutually exclusive, then $P(A \text{ and } B) = 0$

Events A and B are mutually exclusive

➔ $P(A \text{ or } B) = P(A) + P(B)$

Probability Flashcards

(watch the entire video [here](#))

$$P(A \text{ AND } B) = P(A) \times P(B|A)$$

$P(B|A)$ = probability of event B given
that event A has occurred

Probability Flashcards

(watch the entire video [here](#))

Events A and B are **dependent** if the occurrence of one event affects the probability of the other. If Events A and B are dependent, then:

$$P(A \text{ and } B) = P(A) \times P(B|A)$$

Events A and B are **independent** if the occurrence of one event does not affect the probability of the other. If Events A and B are independent, then:

$$P(A \text{ and } B) = P(A) \times P(B)$$

Probability Flashcards

(watch the entire video [here](#))

Rewriting Questions

"or" Probabilities

$$P(A \text{ or } B) = P(A) + P(B) - P(A \text{ and } B)$$

Dependent Events

$$P(A \text{ and } B) = P(A) \times P(B|A)$$

Complement

$$P(A) = 1 - P(\text{NOT } A)$$

Independent Events

$$P(A \text{ and } B) = P(A) \times P(B)$$

Questions

- What must occur to get this outcome?
- Will it be faster to use the complement?
- Are the events mutually exclusive?
- Are the events independent?

General Probability Strategies

- Consider using the complement
- Determine the general approach
 - Basic probability formula
 - Probability rules
- Basic probability formula
 - Equally likely outcomes?
 - List or use counting techniques
- Probability rules
 - Rewrite question by asking, "What must occur?"
 - "or" probability ➡ test for mutually exclusivity
 - "and" probability ➡ test for independence

Guessing Strategies

- Use your instincts
- For questions that may involve the complement, eliminate any answer choice that does not combine with another answer choice to add to 1

Data Interpretation Flashcards

(watch the entire video [here](#))

Strategy

1. Understand the big picture

- Read any accompanying text
- Pay close attention to units of measurement
- For graphics with axes:
 - read axis labels
 - determine whether each axis begins at zero
 - determine whether values increase at constant intervals
- Try to identify possible trends and relationships
 - spike, level out, cyclical?
 - one factor influences another?

2. Carefully read the question

- Beware of discrepancies between units in the text and the units in the data

3. Check the answer choices (if there are answer choices) before performing any calculations

- Indicate the correct form of the answer
- Indicate the required degree of accuracy

Data Interpretation Flashcards

(watch the entire video [here](#))

Tips

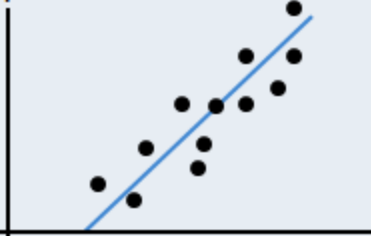
- Estimate whenever possible
- All visual graphics are **drawn to scale**
 - Visually estimate/compare data
- Do not confuse numbers with rates or percents

Data Interpretation Flashcards


(watch the entire video [here](#))

Scatter Plots

positive correlation




positive correlation
(stronger)



negative correlation



negative correlation
(stronger)



negligible correlation



Scatter Plots

- Analyze relationships between two shared variables in a population
- Trend line (regression line): line that best fits the data points
- The closer the points to the trend line, the stronger the correlation
- Positive correlation: one value \uparrow as the other \uparrow
- Negative correlation: one value \uparrow as the other \downarrow
- Negligible correlation: little or no relationship between variables