

INTERACTIVE NOTEBOOKS FOR INTERACTIVE CLASSROOMS

Courtney Jones and Alex Wong

Goals:

- Elementary school teachers will explore strategies and tips for incorporating interactive notebooks into their content area instruction. A “make and take” approach will be used. This session is most relevant for teachers of grades 3-5, ELL teachers, and Special Education teachers.



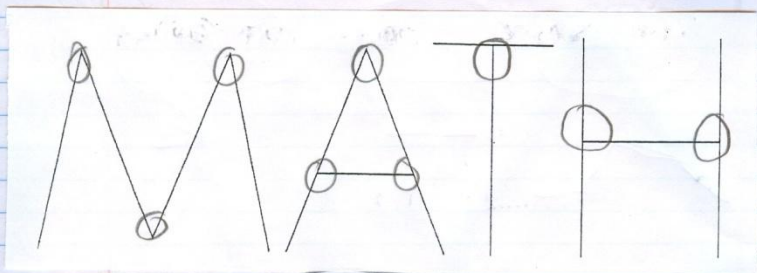
Notebooks on Parade

- Check out these Interactive Notebooks made by students in the fourth grade in math, science and social studies
- What are some similarities between all of the notebooks?




Math

R.A.P. look at the word MATH
What types of angles
do you see?



W.I.O. Prove it! trace the triangle
we give you, label it and
explain what kind of triangle it is.

Use the words acute, obtuse
or right angle.



It is a obtuse
triangle because it has 1 obtuse
angle.

Classifying triangles by Angles 3/31/09




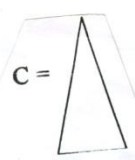


W.O.W.

1. What makes a triangle?

three vertices

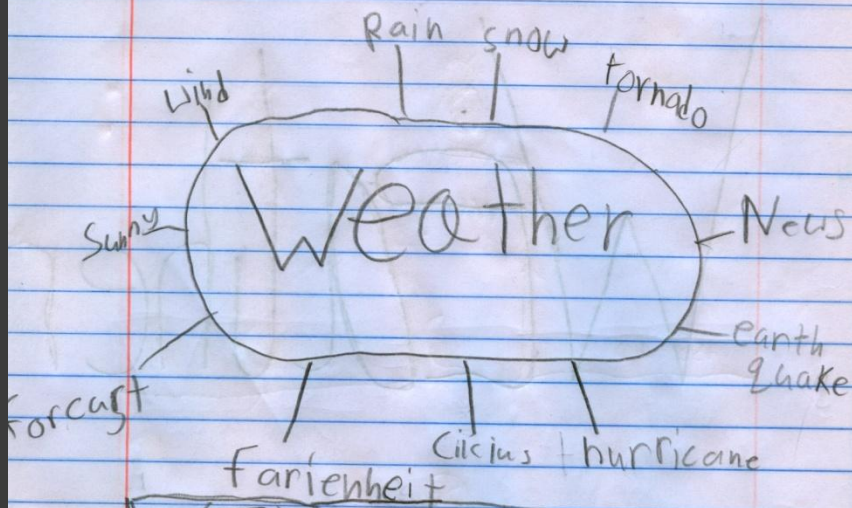
three sides that are closed

2. Sort the triangles by angle.

Acute	Obtuse	Right
G = 	F = 	H = 
C = 	A = 	B = 

Science

R.A.P.



W.I.O.

Rodger likes Peaches

Rain gauge - precipitation

Ben likes Potatoes

Barometer - pressure

Hugo eats Hotdogs

Hygrometer - Humidity

Tom likes Tomatoes

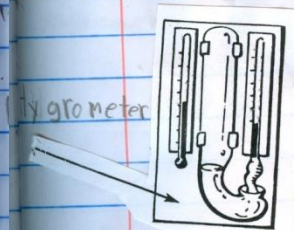
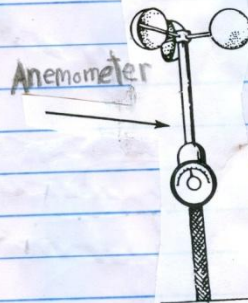

Thermometer - Temperature

11 Alice likes Wings. - Anemometer Wind-dire

5 Weather tools

6/14/08

W.O.W.



barometer



Social Studies


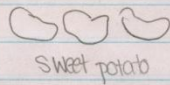
RAP

1. What are some of the reasons people move to the United States?

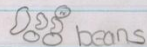
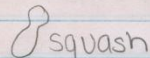
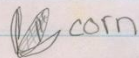
2. What are some customs that your family follows?

WIO Draw and label different foods from each culture.

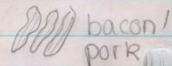

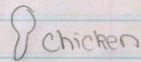
African



Native American



European



Migration, Customs, and Culture 12/16

WOW

migration - moving from one country or region to settle in another

customs - something a person or a group of people usually do

culture - customs, beliefs, laws, ways of living that are connected with a group of people

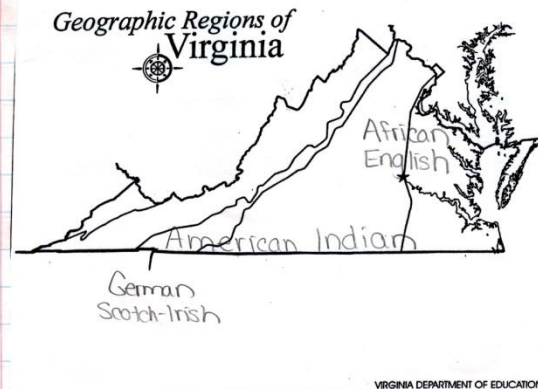


Table of Contents

page numbers

color

Interactive Notebooks

student notes

similar format



visuals

rubrics

pages glued in

graphic organizers

neat

title page

What are Interactive Notebooks?

- A way for students to personalize and make meaning of the information presented in class
- A powerful study tool
- A working portfolio
- Appeals to multiple intelligences
- Encourages pride in student work



Notebook Materials

- Spiral notebook (the more pages the better)
- Pencils- regular and colored
- Highlighters
- Glue sticks
- Scissors
- Colored paper or cardstock (optional)
- NO markers



Notebook Format

- Cover
- Guidelines for the IN
- Table of Contents
- Unit Title Page
- Entries- RAP, WOW, WIO (see next slide)
- Unit Rubric
- “Work in Progress” (WIP) envelope in the back



Notebook Format

OUTPUT:
This side is for students to process new ideas.

INPUT: This side is for the student to record notes and “testable” information.

Social Studies Interactive Notebook

Left Side (output)

RAP: Read and Preview

- Review what you already know
- Think about new information
- Get ready to learn



WIO: Work It Out

- Show your understanding of the information we learned
- Include creative ideas, drawings, or writing
- Wrap up the lesson or summarize



Right Side (input)

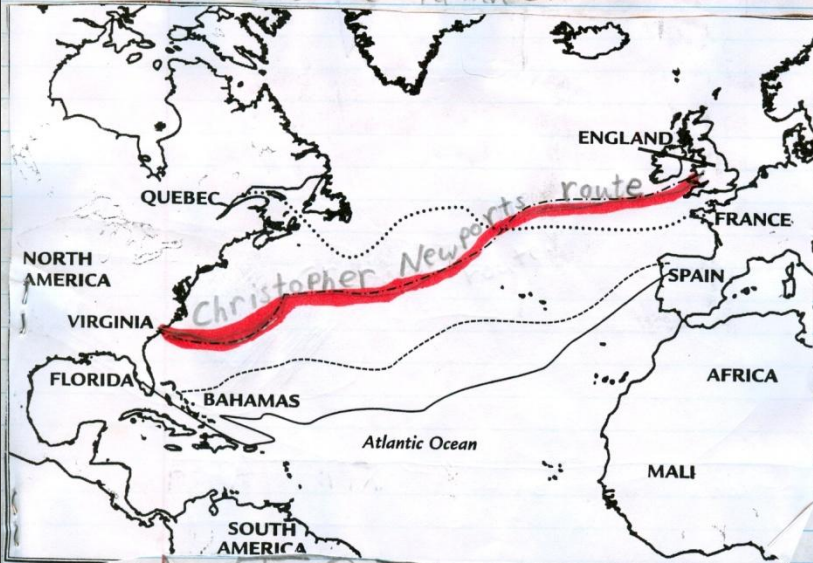
WOW: Words of Wisdom

- Take class notes
- Draw diagrams or maps
- List vocabulary
- Use a graphic organizer
- Paste a handout
- Answer questions about the lesson



Sample Lesson

R.A.P. Trace Christopher New ports route label where he landed.



W.L.O. Write 3 facts you learned.

- 1 Pocahontas turned into rebecca when she went to England.
- 2 Samuel was very very greedy.
- 3 Powhatan, Opechancanough and Nataguanas captured John Smith.

Trouble at Jamestown 11/5/68
W.L.O.



John Smith captain



Pocahontas
Chief's daughter
brought peace to settlers



Chief Powhatan in charge Powhatan's dad




married Pocahontas

John Rolfe


Ideas for the Interactive

Notebook : RAP




- Introductory question to list what they know
- Sort
- Draw a picture
- List 5 words (most important things you know about a topic)
- Brainstorm
- Web words, pictures, ideas
- Poem
- Venn Diagram
- Question
- Draw picture
- Vocab checklist
- Picture Predictions
- Open-ended question
- Brain warm ups (math facts)
- Cartoon/comic strip (activate prior knowledge)
- Word Splash
- Mnemonic device to remember key information
- Sort words
- Label diagram
- Describe picture
- Prior knowledge question
- Drawing
- Listing
- Vocabulary preview
- Anticipation/reaction guide
- Graphic organizer
- Study guide
- Songs (highlight key vocabulary)
- KWL
- I Wonder

Ideas for the Interactive Notebook : W10



- Mnemonics
- Poem
- Higher level questions (HOTS)
- Drawing symbols for vocabulary
- Write song/poem
- Ask own question..neighbor answers
- Word splash/add to word splash
- Letter writing/post card writing
- Illustrate new knowledge
- ABC book
- Compare/Contrast to previously learned information (Venn diagram?)
- Put yourself in someone else's shoes and respond to the following
- Choose a side (debate)
- Rate importance of items in a list
- Independent practice problems (math)
- Cartoon/comic strip (retell)
- Label info learned in WOW
- Draw picture
- Label diagram
- Put in sequence
- Write a newspaper headline
- Give 2 false statements and change false statements to make them true
- Categorize a list

Ideas for the Interactive Notebook : WOW



- Vocabulary
- Pictures of people
- Maps
- Charts
- Diagrams
- Main ideas
- Compare/contrast
- VENN diagram
- Web
- Sequence
- Time line
- Label pictures/parts
- Flag of country/explorer
- Cloze activity
- Dialogue bubbles
- Cloze activity
- Time line
- Outline
- Filmstrips
- Cartoon
- Foldable
- Picture notes (nonlinguistic representation)
- Time Line
- Matrices
- Picture dictionary
- Flip book
- Read and respond
- GIST

Notebook Assessment


Tips:

- Check the notebooks **every day** at the beginning
- Check the notebooks **at the end** of each unit
- Use and explain a **rubric** that gives the students the criteria for a good grade (see sample rubric)
- Encourage **self-assessment** before turning in the INs
- Keep an **exemplary master notebook** in class for kids to compare



Notebook Assessment:

Sample for End of Unit



Name _____

Date _____

Virginia Studies Interactive Notebook: Jamestown Section

It is time to review the Jamestown section of the interactive notebook. Before you turn in your notebook, please look over your work carefully to see that it shows your best effort. It will be graded on accuracy, neatness, and overall effort.

Entry Title:	Points:
Jamestown Vocab.	
Charter for Jamestown	
Positives and Negatives of the Jamestown Site	
John Smith and Pocahontas	
Cause and Effect in Jamestown	
Tobacco and Slavery in VA	
How Did Our Government Begin?	
Total Points:	
Final Grade:	

Possible points for each entry:

4 – **Outstanding**

3 – **Good**

2 – **Satisfactory**

1 – **Needs improvement**

Comment:

Notebook Tips for Success:

- Requires modeling, modeling, modeling
- Don't rush- it takes time to learn the IN at first (teachers and students)
- Remember to consistently reinforce the process and format
- Start in one subject area
- Keep a master notebook for the class- helps with absent kids
- Be willing to send it home



Notebook Tips for Success:

- Fill in the Table of Contents as you go
- Number all pages at the beginning
- Trim papers for the kids when you can (saves time)
- Teach them how to use the IN to study
- Reward hard work with open book quizzes
- Give “Ketchup Time” for tidying or finishing entries once a week



Goals:

- Elementary school teachers will explore strategies and tips for incorporating interactive notebooks into their content area instruction. A “make and take” approach will be used. This session is most relevant for teachers of grades 3-5, ELL teachers, and Special Education teachers.

