

2012 Masonite Molded Panel & Flush
interior doors

 *Masonite*[®]
the beautiful door™





transforming interiors

Our dedication to producing products that you can trust and rely on for performance and beauty started over 85 years ago when a researcher, engineer and inventor by the name of William H. Mason made a revolutionary discovery. He found that post-industrial wood chips could be recycled to create building products, making the environment an integral part of the foundation on which Masonite was built.

We remain relentlessly committed to delivering product, service and design innovations that enhance beauty and functionality. These innovations make your home more beautiful and create greater value for our customers throughout the world.



index

About Masonite's Eco-Friendly Molded Panel & Flush Doors4

Masonite® Palazzo Series®6

Masonite® Anniversary Collection ..8

Masonite® Molded Panel Series & West End™ Collection10

Masonite® Prefinished Collection .14

Masonite® Flush Series.....15

new Sliding Door Track System16

Design & Size Options.....18

bring "green & quiet" indoors with Safe 'N Sound® & Emerald "green" doors

Bring the qualities of recycled, eco-friendly engineered doors into your home for better living.

Masonite "green" doors meet strict requirements qualifying these doors as FSC certified and contributing to "green" certifications including LEED® and NAHB National Green Building Program™, plus other local and regional environmental initiatives.



FOR DESIGN AND SIZE OPTIONS SEE INDIVIDUAL CHARTS.

FLUSH HARDBOARD

MOLDED PANEL



safe'n'sound
SOLID CORE DOORS



Masonite's environmentally responsible Safe 'N Sound (SNS) interior door is manufactured with DorCor™, an essential ingredient in making this product "green." DorCor is a low density fiberboard made from wheat straw, an annually renewable, agricultural, wheat by-product.

(1-3/8" & 1-3/4" thickness) available in 20-minute fire-rated option with 1-3/4" thickness

safe'n'sound
EMERALD™ SOLID CORE DOORS



The Emerald Safe 'N Sound (ESNS) uses the same DorCor ingredient as the Safe 'N Sound with the added attributes of being Forest Stewardship Council (FSC) certified and containing No Added Urea-Formaldehyde, plus a 20-minute fire rating is available in 1-3/4" thickness.

(1-3/8" & 1-3/4" thickness) available in 20-minute fire-rated option with 1-3/4" thickness

hollow core



The Emerald Hollow Core (EHC) door is the perfect "green" solution for budget-minded customers.

(1-3/8" thickness)

| green association & certification cross reference | safe'n'sound SOLID CORE DOORS | hollow core | | safe'n'sound EMERALD™ SOLID CORE DOORS | |
|---------------------------------------------------------------------------|-------------------------------------------------------|---------------------------------------------------|-------------------------------------------------------|-------------------------------------------------------|-------------------------------------------------------|
| | All Designs & Species (excluding Palazzo) | Molded Panel | Primed Hardboard | Molded Panel | Primed Hardboard |
| | 1-3/8" Only | 1-3/8" Only | 1-3/8" Only | 1-3/8", 1-3/4" 1-3/4" 20-minute | 1-3/8" Only |
| GREEN ATTRIBUTES | | | | | |
| Pre-Consumer Recycled Content | LEED H - MR 2.2; LEED NC - MR 4.1 & 4.2; NAHB - 604.1 | LEED NC - MR 4.1 & 4.2; NAHB - 604.1 | LEED H - MR 2.2; LEED NC - MR 4.1 & 4.2; NAHB - 604.1 | LEED H - MR 2.2; LEED NC - MR 4.1 & 4.2; NAHB - 604.1 | LEED H - MR 2.2; LEED NC - MR 4.1 & 4.2; NAHB - 604.1 |
| Resource Efficient Materials | NAHB - 607.1 | NAHB - 607.1 | NAHB - 607.1 | NAHB - 607.1 | NAHB - 607.1 |
| Rapidly Renewable Materials | LEED NC - MR 6.0; NAHB 606.1 | | | LEED NC - MR 6.0; NAHB 606.1 | LEED NC - MR 6.0; NAHB 606.1 |
| Environmentally Preferred Products / Low Emissions Adhesives and Sealants | LEED H - MR 2.2 | LEED H - MR 2.2 | LEED H - MR 2.2 | LEED H - MR 2.2 | LEED H - MR 2.2 |
| CARB 93120 Compliant (California Air Resources Board) | ** | CARB 93120 Ultra Low Emitting Formaldehyde (ULEF) | CARB 93120 Ultra Low Emitting Formaldehyde (ULEF) | CARB 93120 Ultra Low Emitting Formaldehyde (ULEF) | CARB 93120 Ultra Low Emitting Formaldehyde (ULEF) |
| Extremely Low VOC Emissions | | NAHB - 901.4, CARB 93120 ULEF | NAHB - 901.4, CARB 93120 ULEF | NAHB - 901.4, CARB 93120 ULEF | NAHB - 901.4, CARB 93120 ULEF |
| No Added Urea-Formaldehyde (NAUF) | | LEED NC EQ 4.4; NAHB 901.4 | LEED NC EQ 4.4; NAHB 901.4 | LEED NC EQ 4.4; NAHB 901.4 | LEED NC EQ 4.4; NAHB 901.4 |
| FSC Certified Wood (Forest Stewardship Council) | | | LEED H - MR 2.1; LEED NC - MR 7.0; NAHB - 606.2 | LEED H - MR 2.1; LEED NC - MR 7.0; NAHB - 606.2 | LEED H - MR 2.1; LEED NC - MR 7.0; NAHB - 606.2 |
| PERFORMANCE | | | | | |
| Made with sound-reducing, solid core - DorCor™ | ✓ | | | ✓ | ✓ |
| Offers heft and feel of solid wood | ✓ | | | ✓ | ✓ |
| Ready to paint & decorate | ✓ | ✓ | ✓ | ✓ | ✓ |

**Safe 'N Sound doors which meet CARB Phase 1 are available in many areas of the country. The above referenced certifications are based on the following versions: LEED NC - 3.0 / LEED H - 2008 / NAHB - 2008. For technical specification information, visit www.masonite.com or contact us at 800-663-DOOR (3667). For technical and support information on Green see page 19.



exceptional definition & elegance



Masonite's Palazzo Series® Molded Panel Doors feature distinct raised moulding combined with unique, high-definition, European-style panel profiles like no other door. Three extraordinary architectural designs with the feel and richness of stile & rail wood doors include: the 2 panel arched Bellagio®, the 2 panel square top Capri® and the 3 panel camber top Treviso™. All three Palazzo designs make a grand impression, adding elegance and sophistication to any room.

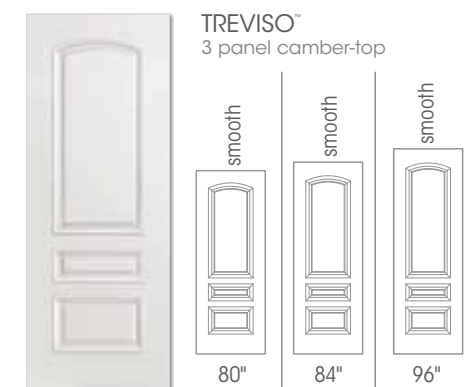
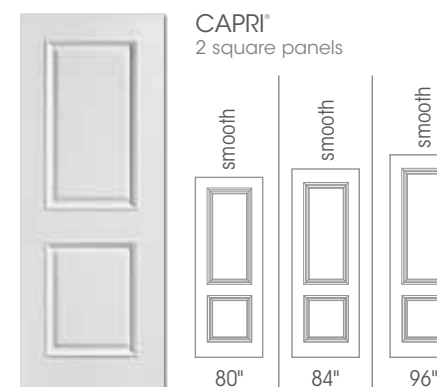
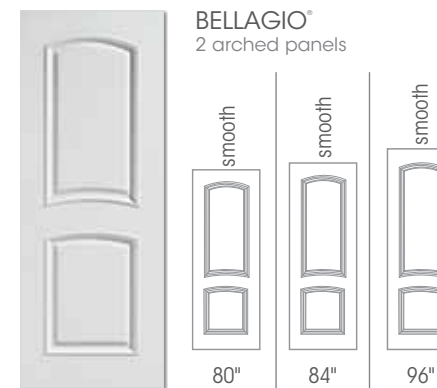
PALAZZO SERIES DOORS FEATURE:

- Distinct raised moulding combined with unique, high-definition panel profiles
- Exceptionally smooth surface, ideal for painting and decorating
- Masonite's unique Engineered Component Construction - Core reinforcements are strategically positioned throughout the door in the stiles, rails and panels to maximize performance, designed to have the weight*, feel and richness of stile & rail wood doors, along with the performance benefits of a composite wood product.
- Three architectural designs available in both 1-3/8" and 1-3/4" doors
- Also available with a 20-minute fire rating (1-3/4" only)
- United States Patent #6,588,162, other patents pending

Note: Core reinforcements are made from composite wood substrates.



* Weight comparison is based on matching or exceeding the weight of a domestic pine, stile & rail, 2 panel wood door.



Anniversary Collection



honoring over 80 years of innovation

ANNIVERSARY COLLECTION DOORS FEATURE:

- Feature lines distinguish architectural correctness of authentic stile & rail wood doors
- Smooth surface, perfect for painting and decorating
- Optional Safe 'N Sound® / Emerald™ "green" specification offered for all styles
- Full range of passage door and bifold widths available
- 20-minute fire-rating doors available in select sizes (1-3/4")



ALSO AVAILABLE IN:

Safe 'N Sound® & Emerald™ "green" doors



Answering the call for a "green" interior door, comes the environmentally responsible line of engineered doors with environmentally friendly attributes for your peace of mind. For more information, see page 4.

| | 1-3/8" | 1-3/4" | 1-3/4" 20-Minute Fire-Rated | Height 80" 84" 96" | Width |
|------|--------|--------|-----------------------------------|-----------------------|-----------|
| SNS | ✓ | ✓ | | ✓ | 12" - 36" |
| ESNS | ✓ | ✓ | ✓ | ✓ | 12" - 36" |
| EHC | ✓ | | | ✓ | 12" - 36" |

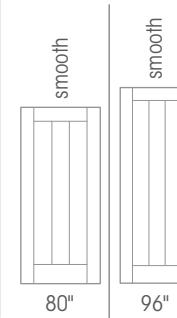
Available as bifolds (1-3/8" only)



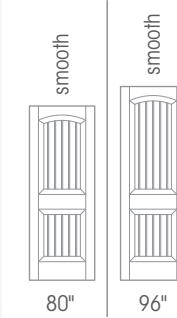
Designed to commemorate our 80th year, these four beautiful timeless designs offer the ultimate in wood door authenticity with the benefits of a composite wood product.



SADDLEBROOK™
1 panel plank smooth



CHEYENNE™
2 panel camber-top plank smooth



GLENVIEW™
3 panel Craftsman smooth



RIVERSIDE™
5 panel equal smooth



Molded Panel Series



beautifully engineered doors

Molded Panel Doors from Masonite are more durable, and resist warping, shrinking, and cracking better than solid wood doors. These beautifully engineered doors suit any décor and are available in either smooth or textured finishes with matching bifolds. All doors come primed for easy finishing in a variety of widths and heights.

Best of all, no old growth timber is harvested solely for the production of Molded Panel Doors from Masonite. By-product wood chips and timber from sustainably managed forests are used by facilities with a commitment to environmental excellence in every step of the door manufacturing process.

Our commitment to engineer the best products in an environmentally responsible way results in a product that is both beautiful and durable.

ALSO AVAILABLE IN:

Safe 'N Sound® & Emerald "green" doors

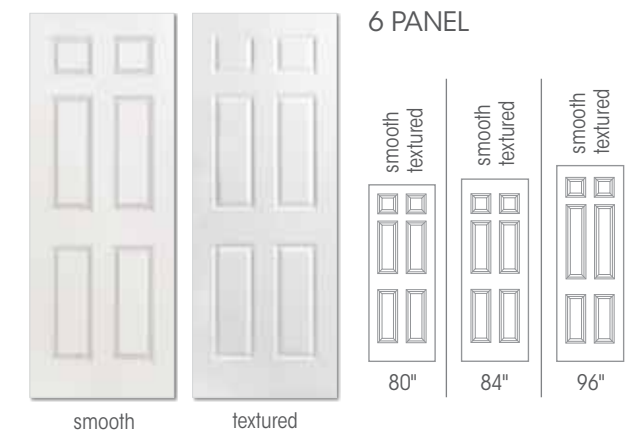
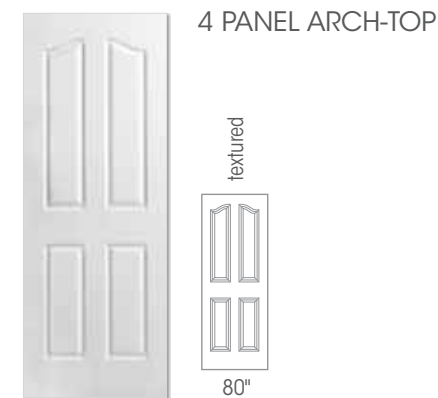


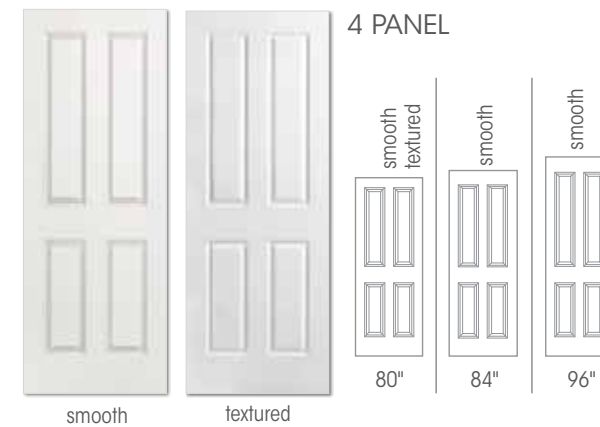
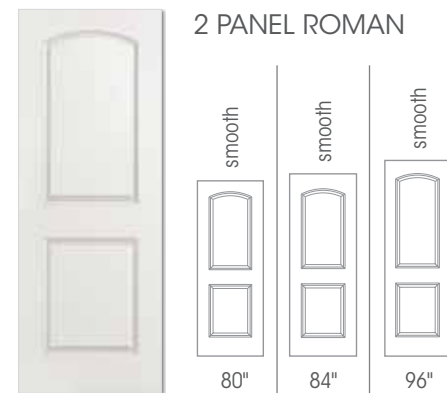
Masonite Molded Panel Doors are available in a variety of eco-friendly design options

| | 1-3/8" | 1-3/4" | 1-3/4" 20-Minute Fire-Rated | Height 80" 84" 96" | Width |
|------|--------|--------|-----------------------------------|-----------------------|-----------|
| SNS | ✓ | | | ✓ | 12" - 36" |
| ESNS | ✓ | ✓ | ✓ | ✓ | 12" - 36" |
| EHC | ✓ | | | ✓ | 12" - 36" |



Available as bifolds (1-3/8" only)

Answering the call for a "green" interior door, comes the environmentally responsible line of engineered doors with environmentally friendly attributes for your peace of mind. For more information, see page 4.



West End™ Collection



Masonite® Molded Panel Series & West End™ Collection



Melrose shown in Chocolate finish

sleek architectural design

Masonite's New West End™ Collection

APPEALING, SHARP AND VERSATILE

- Simple, clean inspired designs of Europe and Scandinavia
- Classically modern designs complement a variety of decors
- Range of widths in passage doors and bifolds
- Comes in 80" and 84" heights
- Available primed white ready to paint
- Upgrade to our eco-friendly option - Emerald™
- 20-minute fire-rating available

Note: Melrose not recommended for double or 4 door bifold application.



Masonite® Molded Panel Series & West End™ Collection

ALSO AVAILABLE IN:

Safe 'N Sound® & Emerald "green" doors

Bring the qualities of recycled, eco-friendly engineered doors into your home for better living.

Masonite "green" doors meet strict requirements qualifying these doors as FSC certified and contributing to "green" certifications including LEED® and NAHB National Green Building Program™ and other local and regional environmental initiatives.



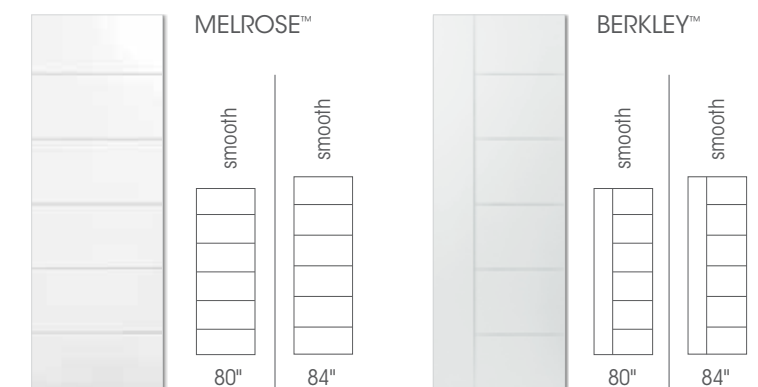
Berkley™ shown primed

CREATE INSPIRING MODERN LOOKS

Chic, metropolitan inspired designs feature bold graphic elements. Equally positioned horizontal embossed lines create an eye-catching profile on both the Melrose™ and Berkley™ door designs. A well placed vertical line adds asymmetrical interest to the Berkley.

| | 1-3/8" | 1-3/4" | 1-3/4" 20-Minute Fire-Rated | Height 80" 84" | Width |
|------|--------|--------|-----------------------------------|-------------------|-----------|
| SNS | ✓ | | | ✓ | 12" - 36" |
| ESNS | ✓ | ✓ | ✓ | ✓ | 12" - 36" |
| EHC | ✓ | | | ✓ | 12" - 36" |

Available as bifolds (1-3/8" only)



6 Panel & Flush Prefinished Doors

SIX PANEL PREFINISHED STYLES

Masonite Prefinished doors are more durable, resist warping, shrinking and cracking better than solid wood doors.

- Engineered beautifully with a five step staining process in your choice of 5 colors
- High-quality topcoat ensures a long-lasting finish
- Designs offered in coordinating bifolds
- Available in 1-3/8" or 1-3/4" thickness
- 20-, 45- and 60-minute fire-rating available in 1-3/4" thickness
- Offered in 6'8" height only



refinement of natural wood

FLUSH DOOR DESIGNS

Masonite Flush doors are an excellent choice for a modern, classic look and a perfect option for small budget renovations.

- Choose from hardboard, wood veneer & Legacy Prefinished styles
- Offers the beauty and refinement of an authentic wood grain finish
- High-quality topcoat makes doors extremely durable & easy to maintain
- Available in solid- and hollow-core construction in 1-3/8" or 1-3/4" thickness
- 20-, 45-, 60- and 90-minute fire-rating available in 1-3/4" thickness

See page 4 for eco-friendly flush door options.

HARDBOARD & WOOD VENEER FLUSH DOORS



FLUSH DOORS ALSO AVAILABLE IN:
Safe 'N Sound® & Emerald™ "green" doors

| Design & Size Options | 1-3/8" | Height 80" 84" 96" | Width |
|-----------------------|--------|--------------------|-----------|
| SNS | ✓ | ✓ | 12" - 36" |
| ESNS | ✓ | ✓ | 12" - 36" |
| EHC | ✓ | ✓ | 12" - 36" |

Available as bifolds (1-3/8" only)



WHAT ARE MASONITE'S COMPLEMENTARY COLORS?

They are colors of similar tones and hues within our 6 Panel Textured Prefinished and Legacy Embossed Prefinished door lines that coordinate nicely and allow for cross-utilization of jambs, headers and other components.

MASONITE COMPLEMENTARY DOOR COLORS

| | AMBER | HONEY | REGAL | SIENNA | WHITE |
|------------------------|-------------|-------------|-------------|-------------|---------------|
| 6 Panel Textured Doors | | | | | |
| | complements | complements | complements | complements | complements |
| Legacy Flush Doors | | | | | |
| | AUTUMN | CHESAPEAKE | IMPERIAL | DESERT | CRYSTAL WHITE |

6 PANEL DOORS ALSO AVAILABLE IN:

Safe 'N Sound® & Emerald™ "green" doors

| Design & Size Options | 1-3/8" | 1-3/4" | 1-3/4" 20-Minute Fire-Rated | Height 80" 84" | Width |
|-----------------------|--------|--------|-----------------------------|----------------|-----------|
| SNS | ✓ | | | ✓ | 12" - 36" |
| ESNS | ✓ | ✓ | ✓ | ✓ | 12" - 36" |
| EHC | ✓ | | | ✓ | 12" - 36" |

Available as bifolds (1-3/8" only)




LEGACY™ PREFINISHED FLUSH DOORS



*NOTE: All Legacy Prefinished Flush Door colors are not available in all regions. Colors may vary in actuality to printed pieces. Other species are available as special order.

Sliding Door Track System

new



Inspired by the classic barn door hanging system.

Masonite's new sliding door track system with ball bearing rollers is easy to install, opens/closes quietly and smoothly and is space saving. Its low profile mounts close to the wall.

Visually impact smaller rooms with larger doors. Sliding door hardware adds a unique style to interior door openings and creates custom living spaces when and where needed. A great solution to traditional pocket doors that require unobstructed wall space.

- Track accommodates lengths: 48", 60", 72", and 96" and can be cut to fit smaller size openings
- Passage widths: 2'0" to 3'0"
- Accommodates 1-3/8" thick slabs
- Weight limit: 300 lbs
- Tubular track made of aluminum in mill finish
- Sliding door system includes I-Beam track and adjustable rollers (2 per door), brackets, track stops, door guides, tools for assembly of hardware (hex wrench, and adjustment wrench)



design & size options

| MOLDED PANEL SERIES | PASSAGE | | | | | | | | | | | | BIFOLDS | | | | | | | | | | | |
|---------------------|-----------------------------|-----|-----|-----|-----|-----|-----|-----|-----|-----|-----|-----|---------|-----|-----|-----|-----|-----|-----|-----|-----|-----|-----|-----|
| | 12" | 14" | 15" | 16" | 18" | 20" | 24" | 26" | 28" | 30" | 32" | 34" | 36" | 42" | 16" | 18" | 24" | 28" | 30" | 32" | 36" | 48" | 60" | 72" |
| | 2 panel arch-top | | | | | | | | | | | | | | | | | | | | | | | |
| | smooth 80" | | | | | | | | | | | | | | | | | | | | | | | |
| | textured 80" | | | | | | | | | | | | | | | | | | | | | | | |
| | smooth 84" | | | | | | | | | | | | | | | | | | | | | | | |
| | 2 panel roman smooth | | | | | | | | | | | | | | | | | | | | | | | |
| | smooth 80" | | | | | | | | | | | | | | | | | | | | | | | |
| | smooth 84" | | | | | | | | | | | | | | | | | | | | | | | |
| | smooth 96" | | | | | | | | | | | | | | | | | | | | | | | |
| | 2 panel | | | | | | | | | | | | | | | | | | | | | | | |
| | smooth 80" | | | | | | | | | | | | | | | | | | | | | | | |
| | smooth 84" | | | | | | | | | | | | | | | | | | | | | | | |
| | 3 panel | | | | | | | | | | | | | | | | | | | | | | | |
| | textured 80" | | | | | | | | | | | | | | | | | | | | | | | |
| | smooth 84" | | | | | | | | | | | | | | | | | | | | | | | |
| | 4 panel arch-top | | | | | | | | | | | | | | | | | | | | | | | |
| | textured 80" | | | | | | | | | | | | | | | | | | | | | | | |
| | 4 panel | | | | | | | | | | | | | | | | | | | | | | | |
| | smooth 80" | | | | | | | | | | | | | | | | | | | | | | | |
| | textured 80" | | | | | | | | | | | | | | | | | | | | | | | |
| | smooth 84" | | | | | | | | | | | | | | | | | | | | | | | |
| | 6 panel | | | | | | | | | | | | | | | | | | | | | | | |
| | smooth 80" | | | | | | | | | | | | | | | | | | | | | | | |
| | textured 80" | | | | | | | | | | | | | | | | | | | | | | | |
| | smooth 84" | | | | | | | | | | | | | | | | | | | | | | | |
| | textured 84" | | | | | | | | | | | | | | | | | | | | | | | |
| | 6 panel pre-finished | | | | | | | | | | | | | | | | | | | | | | | |
| | smooth 96" | | | | | | | | | | | | | | | | | | | | | | | |
| | textured 96" | | | | | | | | | | | | | | | | | | | | | | | |
| | Finished White 80" | | | | | | | | | | | | | | | | | | | | | | | |
| | MPS Amber Oak 80" | | | | | | | | | | | | | | | | | | | | | | | |
| | 6 panel commercial | | | | | | | | | | | | | | | | | | | | | | | |
| | smooth 80" | | | | | | | | | | | | | | | | | | | | | | | |
| | smooth 84" | | | | | | | | | | | | | | | | | | | | | | | |
| | MPS Honey Oak 80" | | | | | | | | | | | | | | | | | | | | | | | |
| | MPS Regal Oak 80" | | | | | | | | | | | | | | | | | | | | | | | |

| WEST END COLLECTION | PASSAGE | | | | | | | | | | | | BIFOLDS | | | | | | | | | | | |
|---------------------|-----------------|-----|-----|-----|-----|-----|-----|-----|-----|-----|-----|-----|---------|-----|-----|-----|-----|-----|-----|-----|-----|-----|-----|-----|
| | 12" | 14" | 15" | 16" | 18" | 20" | 24" | 26" | 28" | 30" | 32" | 34" | 36" | 42" | 16" | 18" | 24" | 28" | 30" | 32" | 36" | 48" | 60" | 72" |
| | Melrose™ | | | | | | | | | | | | | | | | | | | | | | | |
| | smooth 80" | | | | | | | | | | | | | | | | | | | | | | | |
| | smooth 84" | | | | | | | | | | | | | | | | | | | | | | | |
| | Berkley™ | | | | | | | | | | | | | | | | | | | | | | | |
| | smooth 80" | | | | | | | | | | | | | | | | | | | | | | | |
| | smooth 84" | | | | | | | | | | | | | | | | | | | | | | | |

Molded Panel Series, Anniversary Collection Notes: Please note that some sizes are only available as a result of being trimmed from a larger facing. The trimming process may result in a stile width that is too narrow to accommodate a standard bore. To machine a standard bore with a 2-3/8" backset on the lock hole and a 2-1/8" diameter bore, the outer stile measurements must be no less than 3-7/16" wide. Many facings have a lockrail that will accommodate a standard bore even when the stile width is too narrow. Please refer to Masonite Molded Door Facing Dimensional Specifications to verify the outer stile measurements or contact your Masonite Interior Door servicing plant. Textured refers to embossed wood-grain. Pre-finished white is available textured only. Not all molded panel designs and sizes are available in all regions as stock products. Please check for special order availability. *Molded Panel actually measures 1'-13/16".

| ANNIVERSARY COLLECTION | PASSAGE | | | | | | | | | | | | BIFOLDS | | | | | | | | | | | |
|------------------------|---------------------|-----|-----|-----|-----|-----|-----|-----|-----|-----|-----|-----|---------|-----|-----|-----|-----|-----|-----|-----|-----|-----|--|--|
| | 12" | 14" | 15" | 16" | 18" | 20" | 24" | 26" | 28" | 30" | 32" | 34" | 36" | 18" | 24" | 28" | 30" | 32" | 36" | 48" | 60" | 72" | | |
| | Cheyenne™ | | | | | | | | | | | | | | | | | | | | | | | |
| | smooth 80" | | | | | | | | | | | | | | | | | | | | | | | |
| | smooth 96" | | | | | | | | | | | | | | | | | | | | | | | |
| | Glenview™ | | | | | | | | | | | | | | | | | | | | | | | |
| | smooth 80" | | | | | | | | | | | | | | | | | | | | | | | |
| | Riverside™ | | | | | | | | | | | | | | | | | | | | | | | |
| | smooth 80" | | | | | | | | | | | | | | | | | | | | | | | |
| | smooth 84" | | | | | | | | | | | | | | | | | | | | | | | |
| | Saddlebrook™ | | | | | | | | | | | | | | | | | | | | | | | |
| | smooth 80" | | | | | | | | | | | | | | | | | | | | | | | |
| | smooth 96" | | | | | | | | | | | | | | | | | | | | | | | |

| PALAZZO SERIES® | PASSAGE | | | | | | | | | | | | BIFOLDS | | | | | | | | | | | |
|-----------------|------------------------------------|-----|-----|-----|-----|-----|-----|-----|-----|-----|-----|-----|---------|-----|-----|-----|-----|-----|-----|-----|-----|-----|--|--|
| | 12" | 14" | 15" | 16" | 18" | 20" | 24" | 26" | 28" | 30" | 32" | 34" | 36" | 18" | 24" | 28" | 30" | 32" | 36" | 48" | 60" | 72" | | |
| | Bellagio® (2 arched panels) | | | | | | | | | | | | | | | | | | | | | | | |
| | smooth 80" | | | | | | | | | | | | | | | | | | | | | | | |
| | smooth 84" | | | | | | | | | | | | | | | | | | | | | | | |
| | smooth 96" | | | | | | | | | | | | | | | | | | | | | | | |
| | Capri® (2 square panels) | | | | | | | | | | | | | | | | | | | | | | | |
| | smooth 80" | | | | | | | | | | | | | | | | | | | | | | | |
| | smooth 84" | | | | | | | | | | | | | | | | | | | | | | | |
| | smooth 96" | | | | | | | | | | | | | | | | | | | | | | | |
| | Treviso™ (3 panels) | | | | | | | | | | | | | | | | | | | | | | | |
| | smooth 80" | | | | | | | | | | | | | | | | | | | | | | | |
| | smooth 84" | | | | | | | | | | | | | | | | | | | | | | | |
| | smooth 96" | | | | | | | | | | | | | | | | | | | | | | | |

*These Palazzo bifolds are shipped as two units.

| FLUSH SERIES | PASSAGE | | | | | | | | | | | | BIFOLDS | | | | | | | | | | | |
|----------------------------|---------|-----|-----|-----|-----|-----|-----|-----|-----|-----|-----|-----|---------|-----|-----|-----|-----|-----|-----|-----|-----|-----|--|--|
| | 12" | 14" | 15" | 16" | 18" | 20" | 24" | 26" | 28" | 30" | 32" | 34" | 36" | 18" | 24" | 28" | 30" | 32" | 36" | 48" | 60" | 72" | | |
| 80", 84" & 96" Heights | | | | | | | | | | | | | | | | | | | | | | | | |
| Hardboard | | | | | | | | | | | | | | | | | | | | | | | | |
| Raw & Primed | | | | | | | | | | | | | | | | | | | | | | | | |
| Veneer | | | | | | | | | | | | | | | | | | | | | | | | |
| Oak, Birch, Lauan/Okoume | | | | | | | | | | | | | | | | | | | | | | | | |
| Legacy™ Prefinished | | | | | | | | | | | | | | | | | | | | | | | | |
| All Colors | | | | | | | | | | | | | | | | | | | | | | | | |

NOTE: Not all styles are available in all regions as stock products. Ask your Millwork Associate about special order and availability.

TECHNICAL AND SUPPORT INFORMATION ON GREEN.

- This product contributes to satisfying the credits of the U.S. Green Building Council's LEED® Green Building Rating System™. For current applicable LEED® standards, visit www.usgbc.org.
- For more information on the NAHB National Green Building Program™, visit www.nahb.org.
- Evaluations of the Green Certifications are provided as a courtesy for Masonite customers, further confirmation should be completed on a project basis by consulting the certification guidelines or contacting an association representative for verification.
- USGBC® and LEED® are registered trademarks of the U.S. Green Building Council.

Masonite's commitment

At Masonite, employees from all parts of the Company – sales, marketing, research and development, customer service and manufacturing – understand that people love their homes. In the past, homes were purchased to meet functional needs.

Today, homes are purchased to meet specific lifestyles and to satisfy the need to create multiple living environments within a single home. To meet these lifestyle needs, Masonite is continually creating new and innovative products that will make every home more beautiful, more valuable and more enjoyable. With the ultimate goal of adding beauty and value to every home,

Masonite's products are designed and constructed to exacting standards and specifications. All materials – wood, fiberglass, steel or composites – are engineered and carefully selected to ensure lasting durability and timeless performance. For individuals who are building, renovating or redecorating, Masonite products are certain to beautify and accentuate a wide array of architectural home styles.



 *Masonite*[®]
the beautiful door™

Masonite Helpline: 1-800-663-DOOR (1-800-663-3667)
9 a.m. to 5 p.m. Monday through Friday, EST www.masonite.com

Masonite®, "Masonite. The Beautiful Door.™" Safe 'N Sound®, Palazzo®, Palazzo Series®, Bellagio®, West End®, Capri®, Cheyenne®, Glenview®, Melrose®, Berkley®, Riverside®, Saddlebrook™, Treviso®, Environmentally Beautiful®, Legacy®, Emerald® and DorCor® are trademarks of Masonite International Corporation. Doors made using patents 6,588,162 (US), 5,543,234 (US) and 2,151,989 (CA). Additional Patents Pending. Our continuing program of product improvement makes specification, design and product detail subject to change without notice. 86911042 3/12 PRINTED IN THE USA © 2012 by Masonite International Corporation

