



Understanding the Priorities of Women of Color Voters

Survey Findings – July 2021

Methodology + Overview

Methodology

This report is based on data collected from 1,617 completed interviews of adult women (18+) in the United States who self-identify as Black or African American; of Hispanic, Latina, or Spanish-speaking background; or Asian American/Pacific Islander (AAPI) or of any ethnicity/national origin recognized in the Asian race category by the U.S. Census Bureau. In addition to these characteristics, all women are **registered voters who reported voting in the 2020 general elections**. As part of this effort, an oversample was conducted of South Asian American women.

To ensure a sample of voters, all respondents were matched against a voter file.

The data was weighted by region, age, and education to ensure a representative sample of women of color who voted in the 2020 general elections. The South Asian American oversample was weighted down to reflect the proportion it accounts for among AAPI women voters nationwide. The total figure reported in these findings gives equal weight to each race/ethnicity. Thus, by design, each group accounts for one-third of the sample.

Interviews were conducted online and via telephone using live, professional interviewers from April 7 to May 16, 2021. Respondents were given the option to complete the survey in English, Spanish, Mandarin, Korean, or Vietnamese.

The survey was conducted by The Harris Poll. Questionnaire translations were conducted by The Harris Poll and audited by a team of multilingual staff in partner organizations.

This survey follows a 2019 poll covering similar topics and questions around the 2018 midterm elections. Time series data is included where applicable to show changes over time.

Sample Composition

The following number of completes were achieved in each sample group.

	National
Black women voters	N=504
Latina voters	N=515
AAPI women voters	N=598
Total	N=1617

Overview

- Women of color 2020 voters are **feeling optimistic about the direction of the country** under the leadership of Joe Biden— with positive feelings increasing 58 points since the 2018 election.
- Women of color voters **went largely blue in the 2020 election** – 8-in-10 voted for Biden. The majority were **voting in favor of Democrats** rather than against Republicans.
- The majority of Democratic voters **voted for a need for change** – and they want to continue to see that change through a more **intersectional approach** to the issues that matter most to them and **more women and candidates of color running** for office.
- Women of color have been greatly impacted by the pandemic – especially Latinas.
- **Ending racial discrimination, ensuring access to clean water, and improving healthcare** are among the top issues. Women of color voters want to see **Congress working together to get these things done**.
- Reproductive rights are an important issue. **Women see societal benefits to giving them control over their bodies**. Overall, voters respond more to **language about women’s autonomy** over keeping abortion safe, legal, and accessible.
- Women of color voters are **greatly impacted by racism** and **they want their politicians to be aware of its effects**. Black and AAPI women are especially impacted, and the pandemic has made it worse.

Contextual Landscape

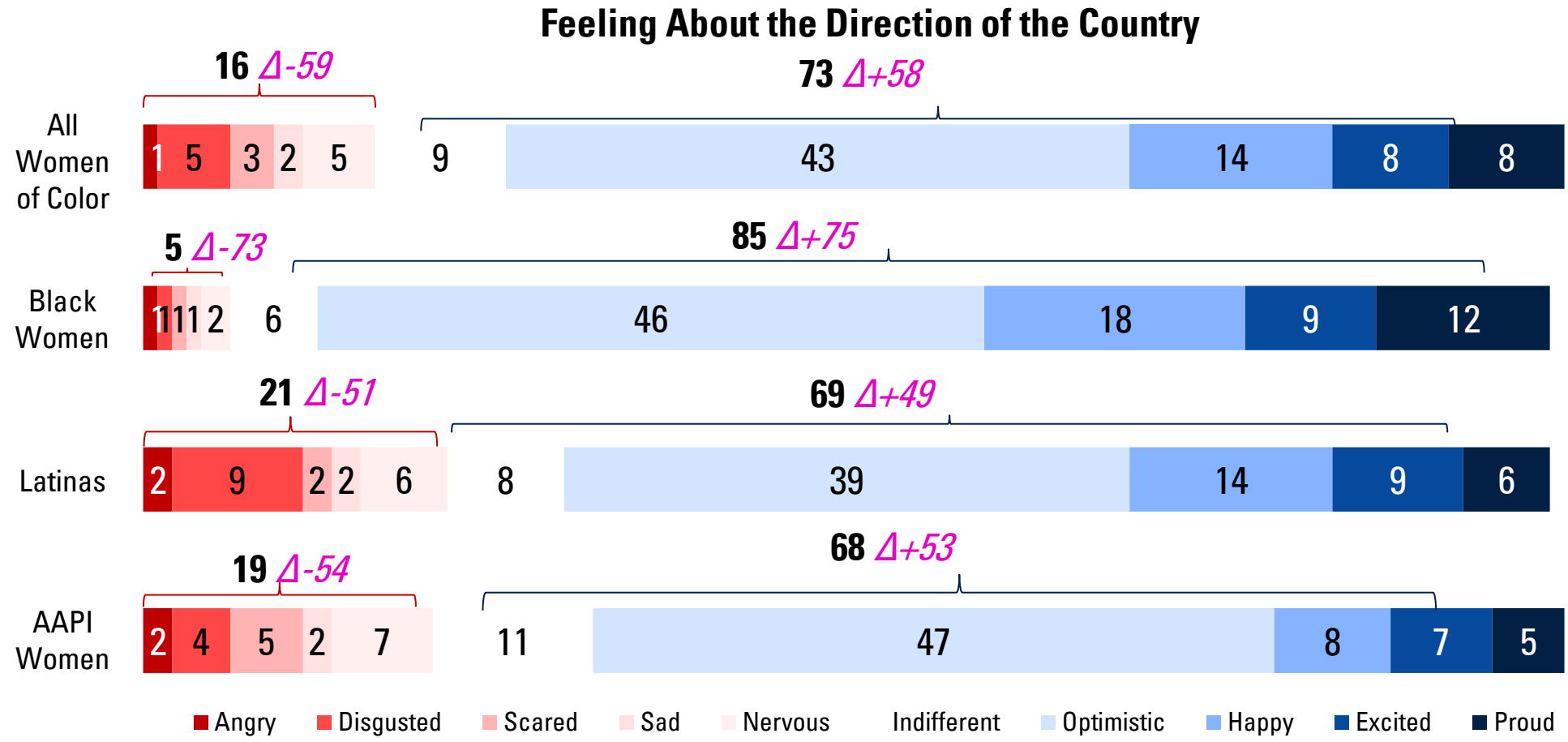
Key Findings... Contextual Landscape

Women of color voters are optimistic about the direction of the country – especially compared to just after the 2018 election.

- Now that we have new leadership, 7-in-10 women of color feel positive about the direction of the country – a **58-point increase** among all three groups (Black, Latina, and AAPI women).
- Many women of color voters cite Biden’s leadership during the pandemic as a reason for feeling positive about the direction of the country.

Women of color feel optimistic about the direction of the country – much more so than after the 2018 election.

7-in-10 women of color feel positively about the direction of the country, up more than 50 points from just after the 2018 election, and **75 points among Black women.**



Optimism spiked among all groups:
 Black women: Δ +40
 Latinas: Δ +29
 AAPI women : Δ +38

Note: Δ denotes the change from the 2019 Intersections poll.

Women of color voters overall feel more confident in the new administration and are relieved to say goodbye to the old one.

Voters cite more confidence in Biden and Harris, the end of Trump's presidency, and the direction of the pandemic as reasons to feel positive about the direction of the country.

Black Women

We have a President that has years of experience working in Congress and knows how to get things done.

Because President Biden has made things happen in regards to the economy and the pandemic.

We have someone who wants to better the country and focus on the lower and middle class. Also, concentrated on making resources more equal.

Four years of lies and arrogance means that things are much better now and we can breathe.

Seeing Kamala Harris heading a place of power has rejoiced us.

The commitment by Biden sounds promising, and I am excited to see the changes.

People are now getting more engaged in politics than ever. Things are getting better than it was in the last term already.

Latinas

Trump. He was toxic and a disgrace to the country. It's time for us to come together.

Joe Biden has a better temperament, outlook, and character than the former president.

Hopeful for the hate to end and more equality to come.

I think things are getting better. We certainly have a better president in office surrounded by people who have working knowledge.

People are getting vaccinated in larger numbers and hopefully the country will go back to somewhat normal.

It appears we are moving in a more sensible direction with a realistic plan for America and tangible goals.

I have a president who cares about all of us, not just one race. I feel like I belong in this country.

AAPI Women

Biden actually has appointed people to appropriate positions and our presidency is no longer a mess.

Everything should be better as we all get vaccinated.

We have a president again that is empathetic and working to fight income inequality, racism, police brutality, etc.

I feel scared about the recent rise of Asian hate crimes on top of the hate crimes that are happening to Black Americans.

The pandemic is being addressed properly.

All-inclusive representation in DC. Better representation of what the US needs to work on.

Vaccine distribution is going pretty well and the new president knows what he is doing. I have confidence in that.

COVID-19

Key Findings... COVID-19

Women of color have been greatly impacted by the pandemic – especially Latinas. The recovery is far from over.

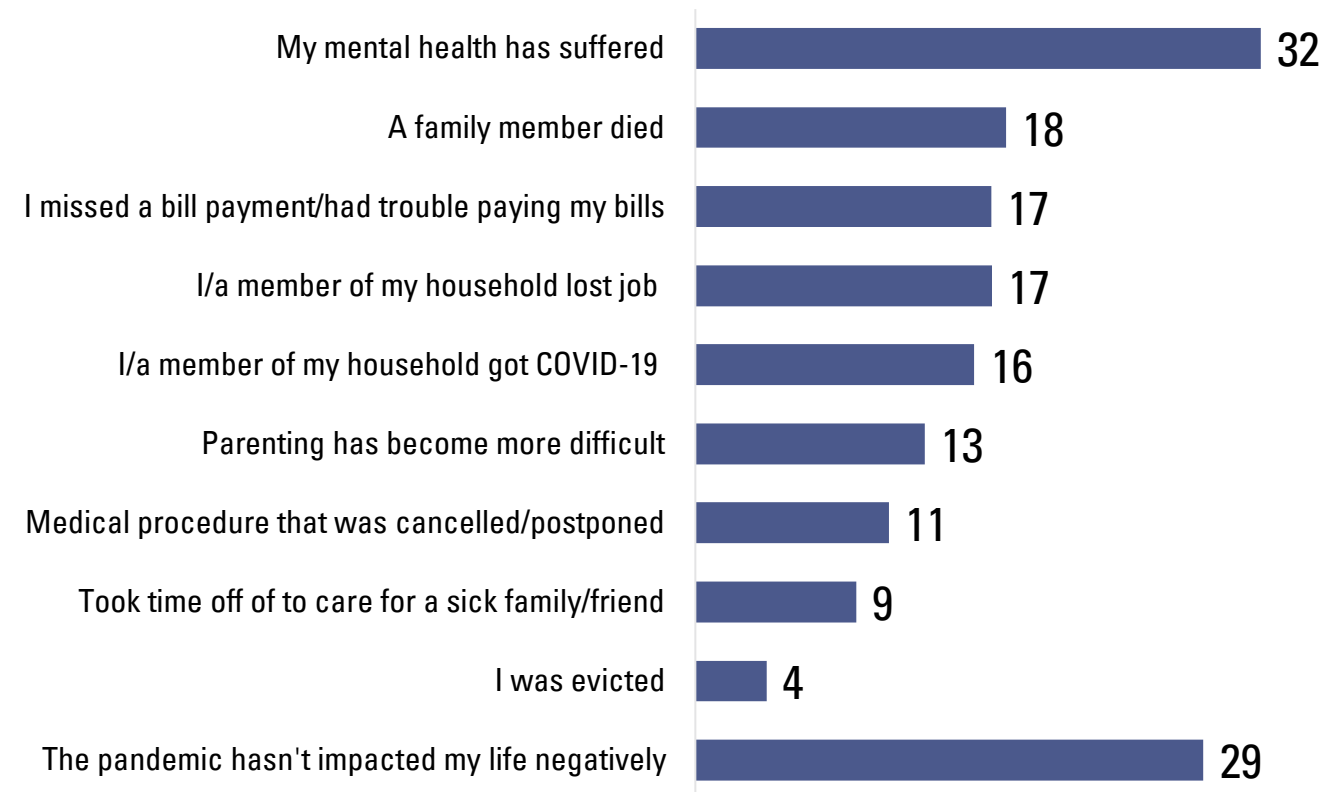
- A quarter of Latinas had a family member die of COVID.
- Almost 3-in-5 women expect leadership to provide financial support to families and businesses to help us recover.

More than 7-in-10 women of color have been impacted by COVID-19 – Latinas have been hit especially hard.

Almost 8-in-10 Latinas have been personally impacted by the pandemic – **1-in-4 had a family member die**. They were also more likely to personally become sick with COVID-19 or have a member of their household get sick.

Impact of COVID-19 on Women of Color

All Women of Color



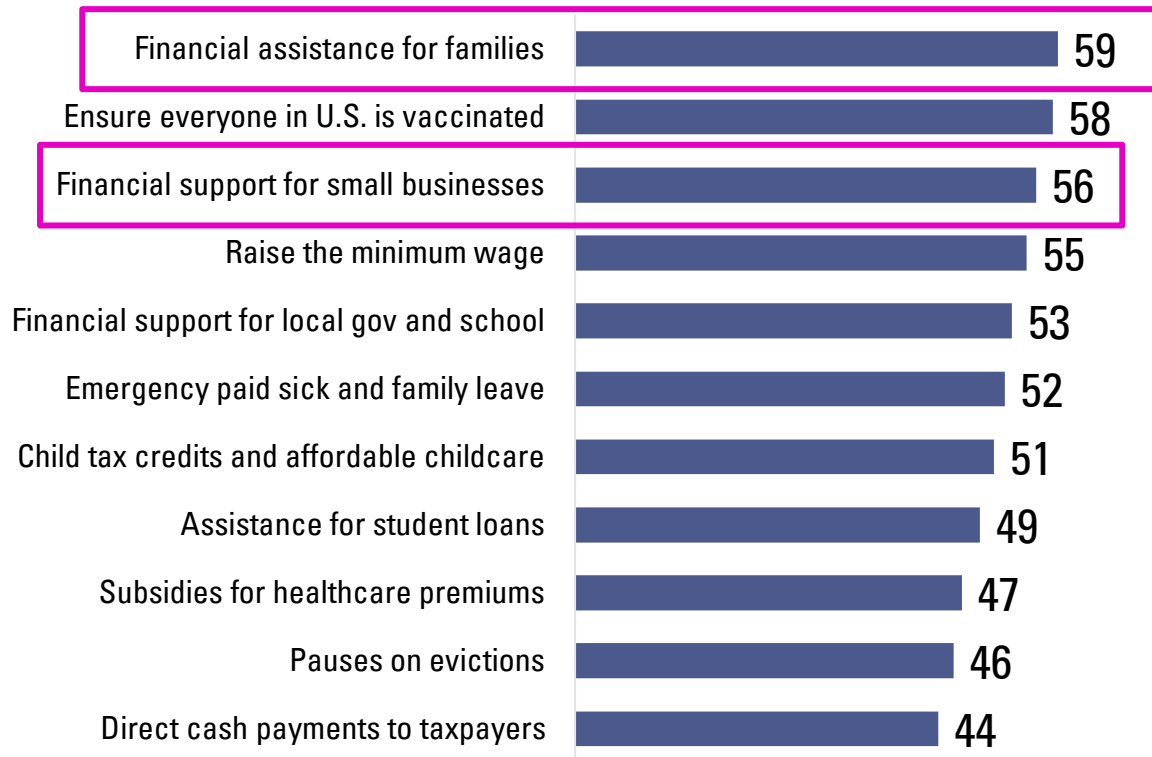
	Black	Latina	AAPI
My mental health has suffered	29	37	34
A family member died	16	24	15
I missed a bill payment or have had trouble paying my bills	20	21	12
I lost my job and/or a member of my household lost their job	14	18	17
I got COVID-19 and/or a member of my household got COVID-19	13	19	14
Parenting has become more difficult	11	14	13
I needed a medical procedure that was cancelled or postponed	11	13	9
I had to take time off of work to care for a sick family member or friend	8	10	12
I was evicted	3	5	4
The pandemic hasn't impacted my life negatively	31	22	31

Women of color want more financial support and widespread vaccination efforts as we recover from COVID-19.

Black women especially favor policies that provide financial support to Americans. They think financial support to families, businesses, and direct cash payments are the way to recovery. AAPI women, on the other hand, want to see everyone vaccinated.

What Should the Government be Doing to Recover?

All Women of Color



	Black	Latina	AAPI
Financial assistance for families, including rent assistance, unemployment benefits, and food stamps	71	56	48
Ensure everyone residing in the U.S. is vaccinated	54	56	62
Financial support for small businesses	60	53	52
Raise the minimum wage	68	55	45
Financial support for state and local governments and school districts	58	51	50
Emergency paid sick and family leave	61	50	48
Child tax credits and more affordable childcare	60	47	45
Assistance for people with their student loans	64	48	39
Subsidies for healthcare premiums	54	40	48
Pauses on evictions	60	42	37
Direct cash payments to taxpayers	59	42	35

2020 Election

Key Findings... 2020 Elections

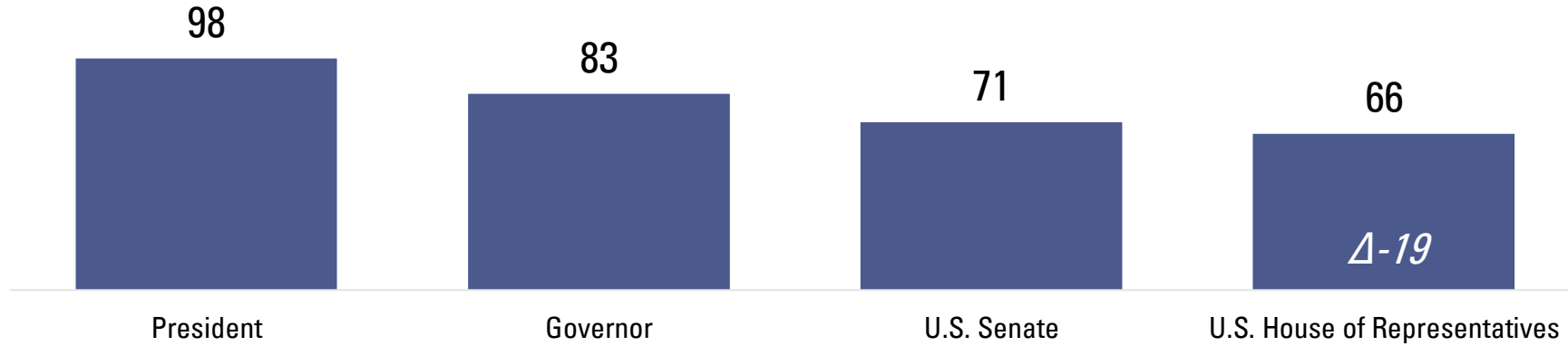
Women of color voters are mobilizing a powerful, motivated, and Democratic voting bloc.

- **1-in-10 women of color voters were first-time voters** – of those first-time voters, almost all are sure they will vote in the next election.
- Women of color voters **largely went blue across races**– Black women were the most consistent Democratic voters.
- Women of color Democrats were largely satisfied with their choice in candidates. They voted **for their candidates**, rather than solely **against their opponent**. AAPI women, while still largely voting for a Democratic candidate, are most likely to say they are also voting against a Republican.
- However, voting was difficult for many – **2-in-5 women of color voters experienced** challenges while voting during the election cycle.

Women of color voters were mobilized to have their voices heard when it came to the highest office— almost 100% voted for President.

However, fewer voted for House of Representatives than in 2018. Latinas voted in fewer races down ballot, while AAPI and Black women were more likely to vote for Governor and Senate than in 2018.

In Which Races did you Vote – All Women of Color




	Black	Latina	AAPI
Governor	86	75	82
U.S. Senate	72	63	78
U.S. House of Reps	68	64	66

Far fewer report voting for House of Reps than in 2018:
 Black women: Δ -17
 Latina women: Δ -18
 AAPI women: Δ -22

Over 9-in-10

report voting for President in 2020



All Women of Color	98%
Black Women	98%
Latinas	98%
AAPI Women	97%

The 2020 election saw many new voters – and 9-in-10 of those new voters are committed to voting in the next election.

The number of Latina and AAPI first-time voters increased at least 7-points since 2018. Notably, South Asian voters and women ages 25-34 were especially mobilized to vote for the first time.

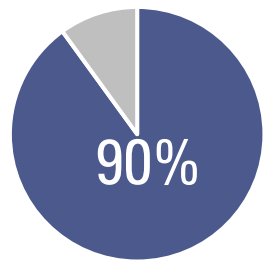
1-in-10

AAPI women voted for the first time

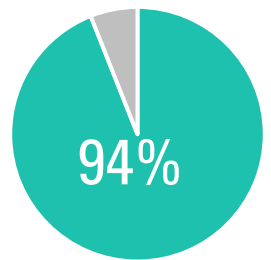
All Women of Color	10% Δ+5
Black Women	7% Δ+3
Latinas	12% Δ+7
AAPI Women	12% Δ+8

% Yes: "Are you planning to vote in the next election?"

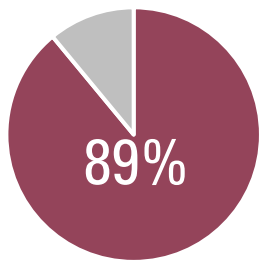
All First Time Voters



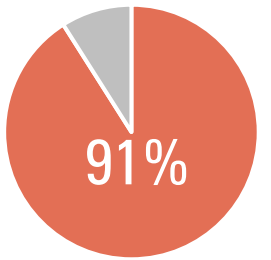
Black Women



Latinas



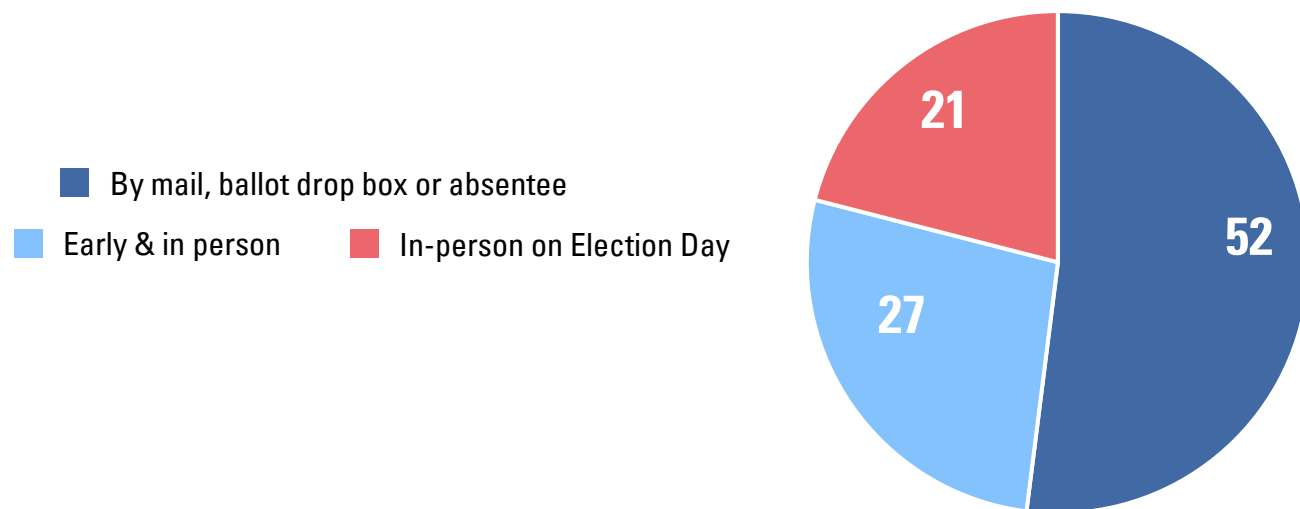
AAPI Women



The majority of voters report voting by mail, drop box, or absentee – especially AAPI voters.

Black women and Trump voters were most likely to vote in person, either early or on election day.

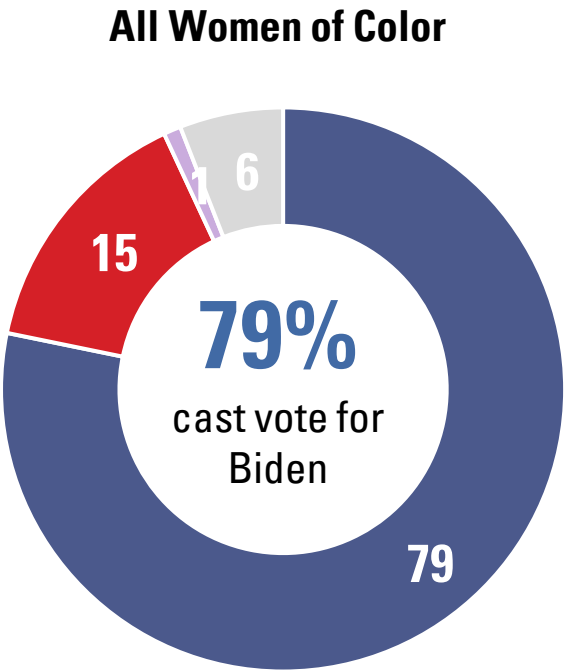
**Voting Method –
All Women of Color**



	Black	Latina	AAPI
By mail, ballot drop box or absentee	39	50	60
Early & in person	35	29	20
In-person on Election Day	26	21	20

Biden was the favorite across all groups – 8-in-10 report casting their vote for Biden.

Black women, women under 35, and women in the Midwest were most likely to vote for Biden. Southeast Asians and Spanish speakers were most likely to support Trump.




■ Biden ■ Trump ■ Someone else ■ Don't know

	Black	Latina	AAPI
Biden	91	71	75
Trump	4	22	18
Someone else	1	2	1

Biden voters were casting their votes for Biden, not just against Trump – AAPI women were most likely to cast their vote against Trump.

More than 8-in-10 Biden voters say they were casting their vote for Biden. However, Southeast Asian and Mexican Americans are most likely to say they are voting against Trump – possibly due to the divisive racialized rhetoric Trump was known for.

Among Biden Voters: Casting Ballot For or Against

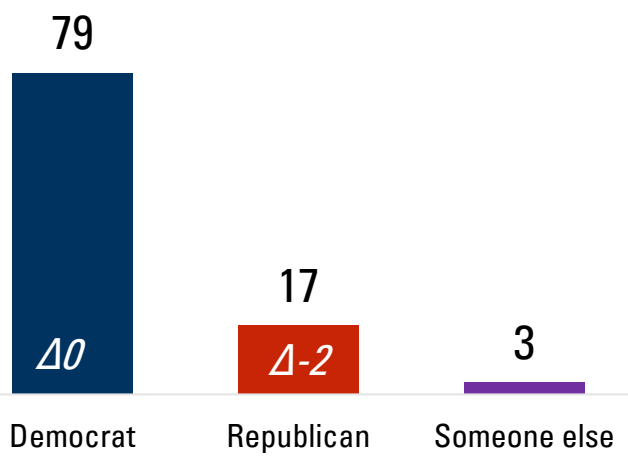


	Black	Latina	AAPI
Voted for Biden	70	63	49
Voted against Trump	9	18	20
Both	20	18	29

Women of color voters went blue across all elections.

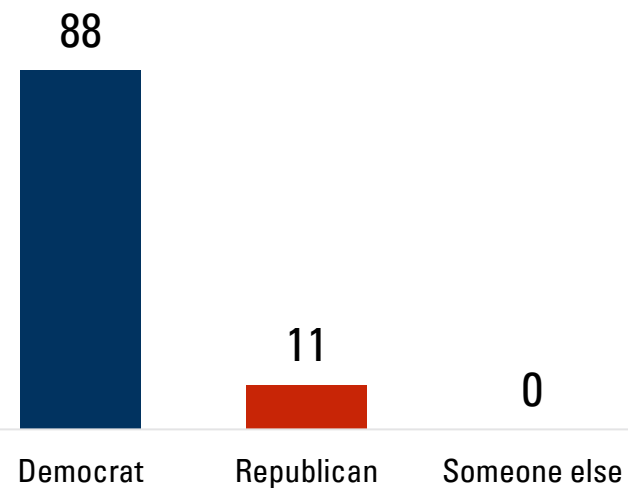
8-in-10 supported Democratic candidates in all elections, with Black women most consistently going blue.

U.S. Senate



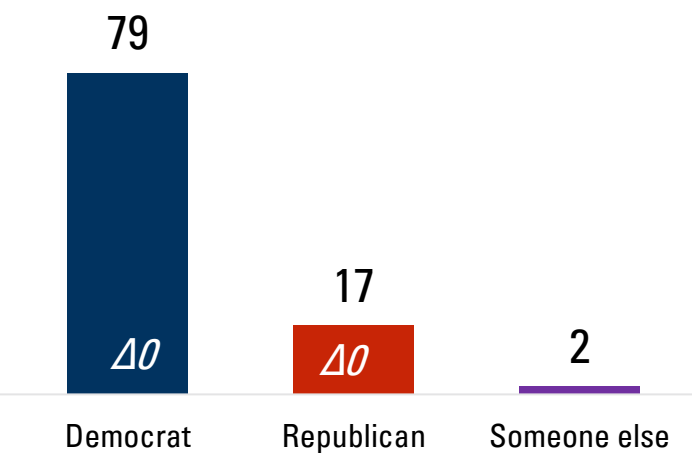
	Black	Latina	AAPI
Democrat	89	68	66
Republican	8	21	31
Someone else	2	7	2

Governor



	Black	Latina	AAPI
Democrat	97	72	79
Republican	3	28	18
Someone else	0	0	0

House of Representatives




	Black	Latina	AAPI
Democrat	92	73	72
Republican	6	22	26
Someone else	1	4	1

Women of color voters were voting for Democratic candidates, not just against Republicans.

Similar to the Biden vote, AAPI women were most likely to cast their votes against the GOP candidates. Overall, in 2020, fewer voted specifically for a Democrat in the House— this shifted to voting both for the Dem candidate and against their Rep opponent.

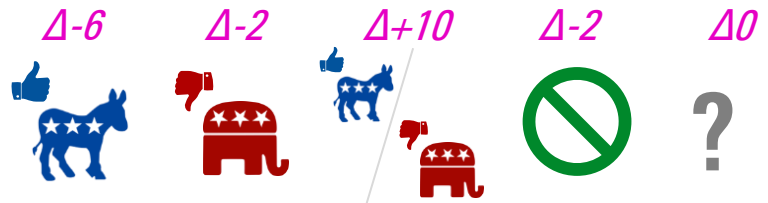
Voted for Dem for U.S. Senate



For the Dem	Against the Republican	Both	Neither	Don't know
67	9	17	6	1

	Black	Latina	AAPI
Voted for Dem	74	65	49
Voted against GOP	4	10	16
Both	14	19	21
Neither	7	4	15
Don't know	0	3	0


Voted for Dem for House of Reps



For the Dem	Against the Republican	Both	Neither	Don't know
68	6	21	3	1

	Black	Δ 19	Latina	Δ 19	AAPI	Δ 19
Voted for Dem	70	-7	71	0	61	-13
Voted against GOP	3	-3	7	-3	8	0
Both	23	+13	15	+3	26	+16
Neither	3	-2	3	-2	4	-3
Don't know	0	-1	2	0	1	0

Voted for Dem for Governor



For the Dem	Against the Republican	Both	Neither	Don't know
78	3	15	4	0

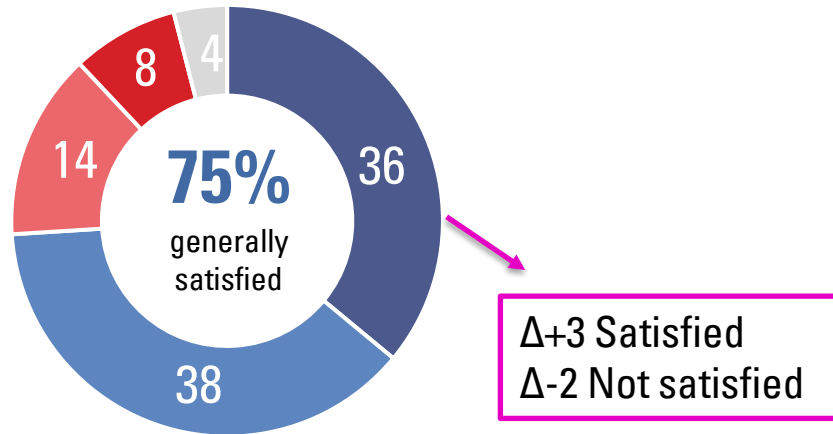
Note: There were not enough respondents who voted for a Democratic governor to report by racial category.

Three quarters of women of color voters were satisfied with their choice of candidates – this was even higher for Black women.

Women over 65 and South Asian women were most satisfied. Republican women, women under 35, and women living in the west were least satisfied with their choices.

Satisfaction with Choices of Candidates

All Women of Color



■ Very satisfied
 ■ Fairly satisfied
■ Not too satisfied
 ■ Not at all satisfied
 ■ Don't know


	Black	Δ 19	Latina	Δ 19	AAPI	Δ 19	Biden Voters	Trump Voters
Very satisfied	50	+18	32	+5	27	+6	43	12
Fairly satisfied	32	-9	40	-3	42	-9	41	29
Not too satisfied	7	-9	17	-3	16	0	10	28
Not at all satisfied	6	-2	8	+1	11	+5	3	28

Despite the 2020 narrative around voting, women of color voters were extremely confident their vote was counted properly – even more so than in 2018.

More than 8-in-10 women of color voters are confident their vote was counted accurately – up 9-points overall since 2018 **and 19-points for Black women.**

Nearly 9-in-10

Women of color voters are confident that their vote was counted accurately



	Total	Δ '19	Black	Δ '19	Latinas	Δ '19	AAPI	Δ '19
Yes	86	+9	89	+19	83	+4	85	+2
No / don't know	14	-9	11	-19	17	-4	15	-2


Those Who Most Question Whether Their Vote Was Counted Accurately	
Donald Trump voters	50%
Conservatives	27%
Mexican Americans	18%

2-in-5 women of color voters faced challenges while voting – up 8-points since 2018.

Election Day did come with difficulties, especially for Black and Latina women. Being asked to show an ID, disinformation on social media, and long lines to vote were among the most common issues.

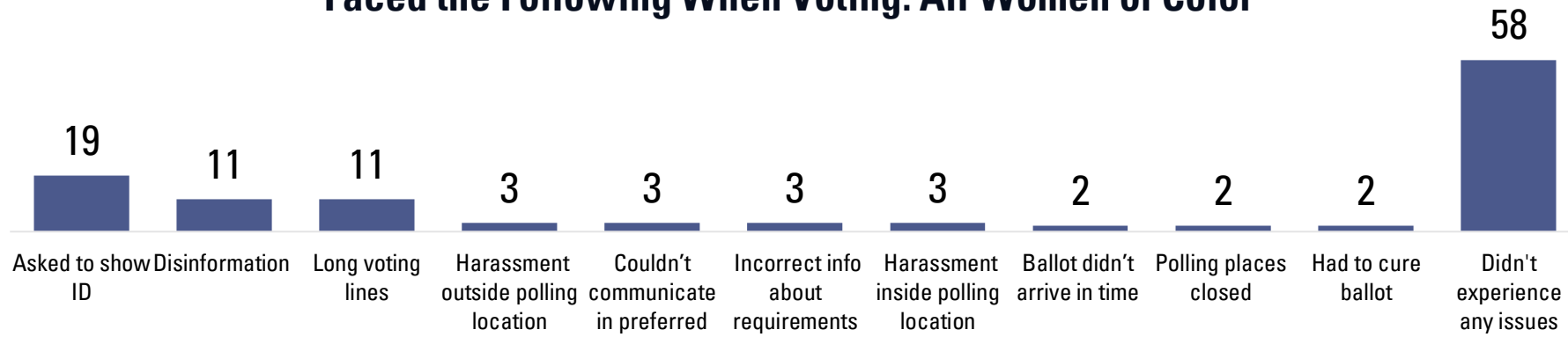
2-in-5

women of color voters experienced issues while voting



All Women of Color	40%	Δ+8
Black Women	43%	Δ+9
Latinas	43%	Δ+10
AAPI Women	37%	Δ+10

Faced the Following When Voting: All Women of Color

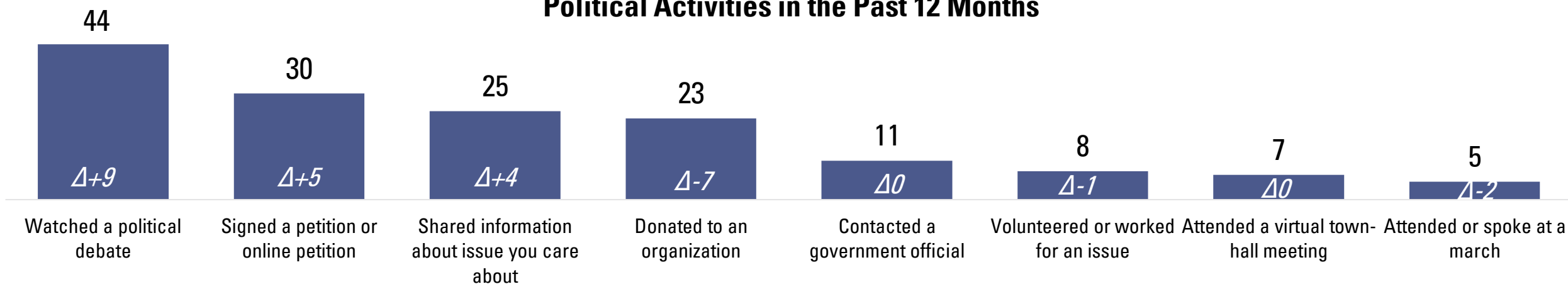


	Black	Latina	AAPI
Asked to show photo ID	23	20	13
Disinformation on social media	7	13	11
Long voting lines	16	9	12
Harassment or intimidation outside polling location	3	2	3
Couldn't communicate in my preferred language	3	5	3
Incorrect information about the voting requirements	3	3	2
Harassment or discrimination from election officials inside polling location	1	4	3
Ballot didn't arrive in time	3	3	1
Polling places were closed without notice	2	3	2
Had to cure ballot	1	1	4
Did not experience any of these issues	56	54	62

Two-thirds of women of color voters were engaged in political activities leading up to the 2020 elections.

Women under 25, AAPI women, and liberals were most civically engaged in this election cycle showing the desire of those groups to make an impact. The number of women who watched a debate, signed a petition, and shared information grew at least 4 points.

Political Activities in the Past 12 Months



	Black	Δ '19	Latina	Δ '19	AAPI	Δ '19
Watched a political debate	48	+13	38	-2	48	+17
Signed a petition or online petition	29	+4	33	+7	30	+4
Shared information or commented on an issue you care about on the internet	22	+4	26	+4	25	+5
Donated to an organization, cause, or political candidate	20	-7	18	-13	27	-3
Contacted a government official	11	+1	12	-2	10	-2
Volunteered or worked for an issue, cause, or political candidate	7	-1	8	0	9	-4
Attended a virtual town-hall meeting	10	0	6	-2	6	0
Attended or spoke at a march, rally, or protest	6	+1	4	-5	5	-4

2020 Election- Motivations and Desires for the Future

Key Findings... 2020 Elections: Motivations and Desires for the Future

Women of color voters are calling for more representation and intersectionality.

- Almost 9-in-10 women of color voters agreed that the stakes were too high in this election not to vote.
- 8-in-10 would like to see themselves represented more in their choice of candidates and elected officials – they want to see more women and people of color running for office.
- Black women are especially proud to see Kamala Harris as their Vice President. South Asian women are more likely to say they are proud to see Kamala as the first woman VP than the first South Asian VP.
- 8-in-10 want to see a more intersectional approach from their elected officials who should understand how their priorities differ from white women.

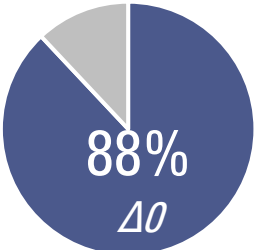
There was no doubt that women of color voters would vote – the stakes were far too high.

More than 8-in-10 women of color agree the stakes were too high in the 2020 election to forgo going to the polls. This holds with our 2019 poll, showing the sustained importance of voting to women of color in our polarized country.

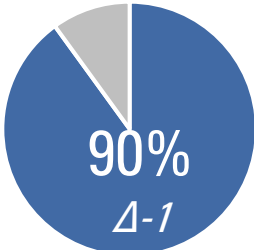
% Agree

“I voted in the most recent election because I felt like the stakes were too high not to.”

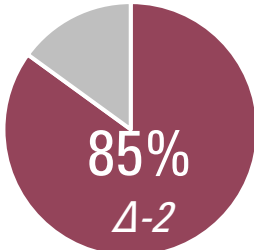
All Women of Color



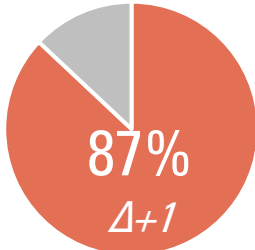
Black Women



Latinas



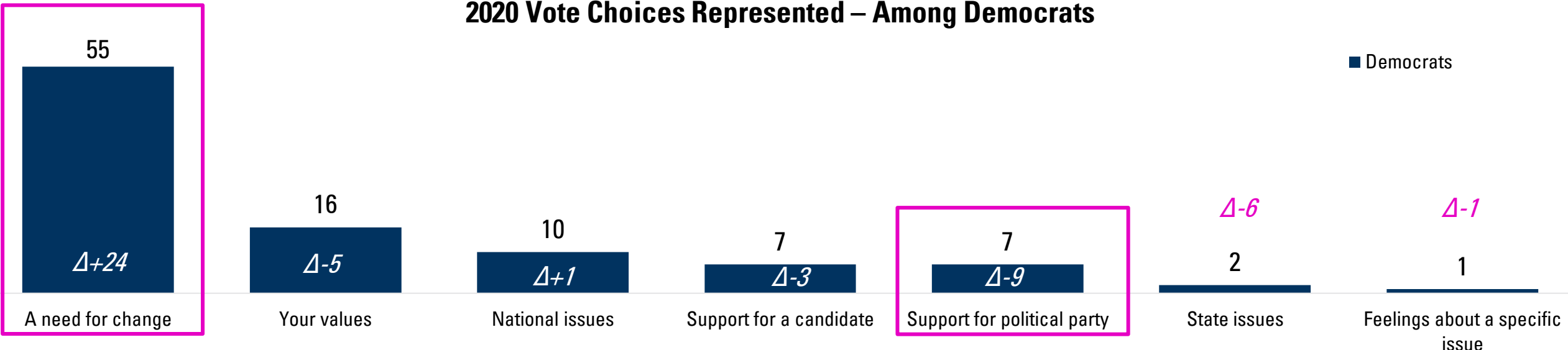
AAPI Women



A majority of Democratic women of color voters voted for change – a 24-point increase from 2018.

Highlighting the importance of this election, AAPI and Black women especially voted for change – up at least 26-points respectively since 2018. Notably, women of color were much less likely to vote for a political party in 2020 – down 9 points since 2018.

2020 Vote Choices Represented – Among Democrats

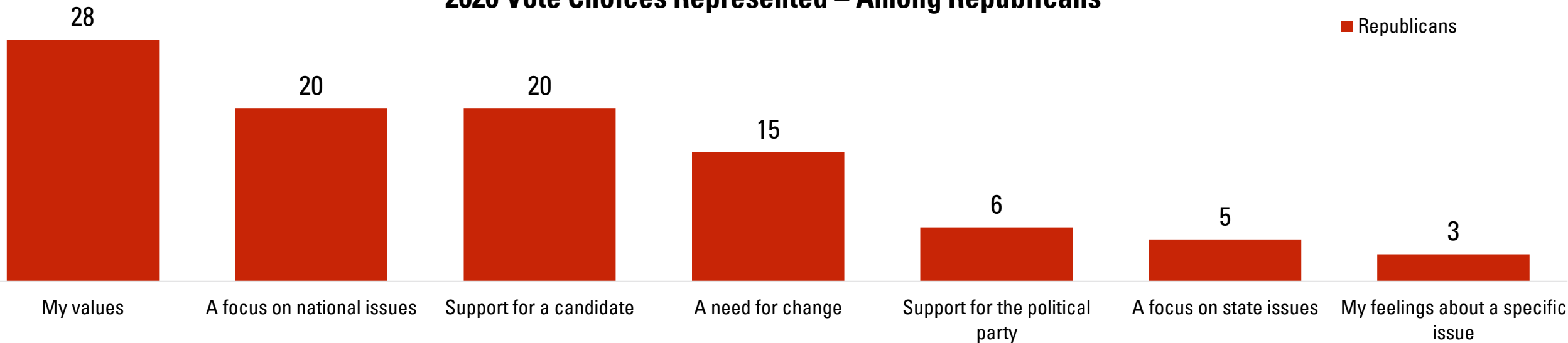


	Black	Δ '19	Latina	Δ '19	AAPI	Δ '19
A need for change	63	+27	50	+18	49	+26
Your values	11	-5	21	-3	20	-6
A focus on national issues	10	+1	11	+4	12	-1
Support for a candidate	6	-2	6	-6	8	-1
Support for the political party	4	-13	9	-3	8	-11
A focus on state issues	3	-7	1	-7	1	-6
Your feelings about a specific issue	1	-1	2	-1	1	-1

Republicans, on the other hand, were split on what their vote represented.

A plurality were voting their values, while 1-in-5 voted based on national issues and support for a candidate. Only 1-in-6 voted for change, a 40-point split from Democrats.

2020 Vote Choices Represented – Among Republicans



	Latina	AAPI
My values	31	26
A focus on national issues	19	24
Support for a candidate	23	17
A need for change	19	10
Support for the political party	6	7
A focus on state issues	1	7
My feelings about a specific issue	1	5

Women of color voters are not a monolith – their priorities and motivations for voting in the 2020 elections were diverse and far reaching.

However, COVID-19, racial discrimination and violence, Trump’s divisiveness, and civil rights were among the top reasons to vote.

Black Women

- COVID-19 response and lack thereof.*
- The division in the country. Rights for the LGBTQ community. Discrimination amongst the African American community. Women’s rights.*
- Economic and housing security, immigration, and education.*
- Lack of leadership, the divisiveness of the country, poor management of COVID outbreak, lack of support for social issues.*
- Healthcare reform and COVID protection.*
- I voted because Donald Trump needed to get out of office, all he promoted was racism and hate.*
- The racial tensions that arose since Trump took office, the lack of help for the lower and middle-class families.*

Latinas

- Removing Trump from office, the environment and climate change, and women and racial issues.*
- COVID and climate change.*
- Immigrants and the treatment of immigrants had a big impact on my decision.*
- I was motivated to vote because Donald Trump was not qualified.*
- Abortion, illegal immigration, and COVID-19 policies.*
- Racial tensions, gun control, and the economy.*
- To bring a change in the way Black people were treated.*
- The issues of immigration and climate change motivated me more than anything.*
- Racial tensions in this country and the division Trump created in this country.*

AAPI Women

- The handling of the virus and the race relations in the country motivated me the most.*
- The political climate is threatened and citizens need resolution.*
- No equal opportunities were open for females and LGBTQ community members.*
- Considering issues of data security and privacy with China.*
- The global view of the US.*
- Increasing violence towards Black women.*
- The situation with the pandemic and the WHO withdrawal, gun safety and continuing gun violence incidents.*
- I hated what has been going on the past four years, we need better.*

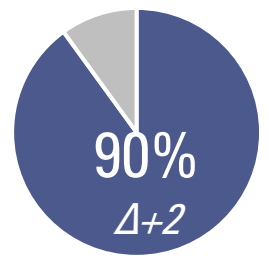
Women of color voters want to see themselves reflected in and represented by their candidates.

This cuts across demographics. However, women over 65, South Asian, and Mexican American women are more likely to say they want to see more women running than candidates of color.

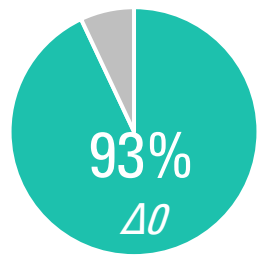
% Agree

“I’d like to see more women candidates running for office.”

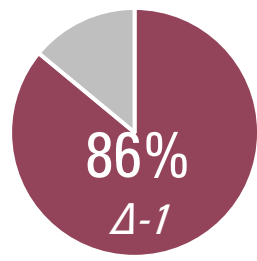
All Women of Color



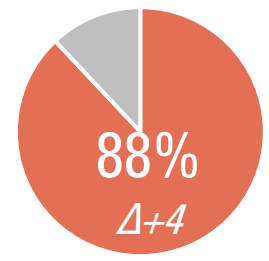
Black Women



Latinas

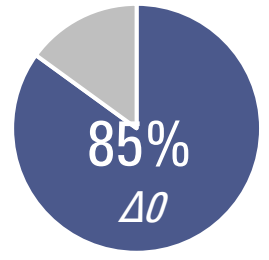


AAPI Women

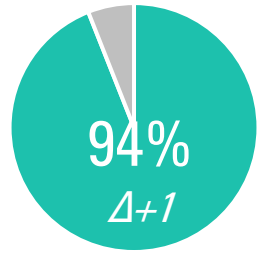


“I’d like to see more candidates of color running for office.”

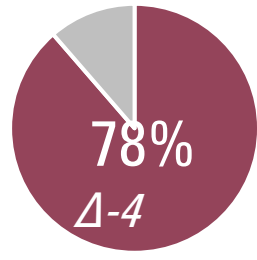
All Women of Color



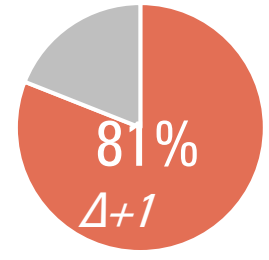
Black Women



Latinas

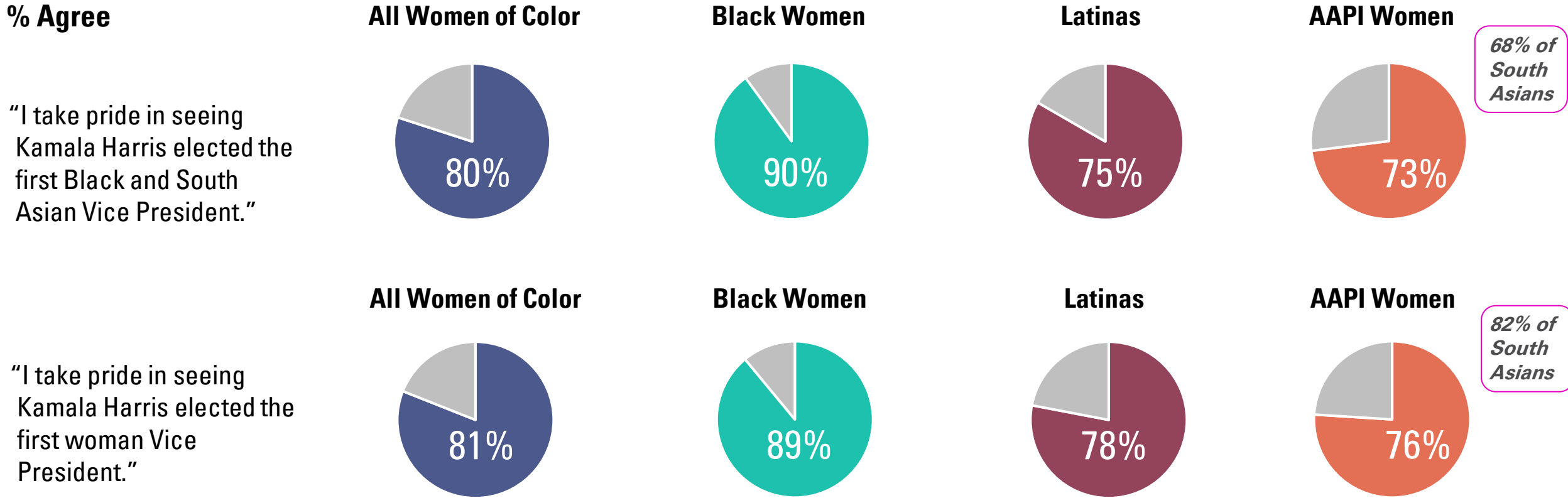


AAPI Women



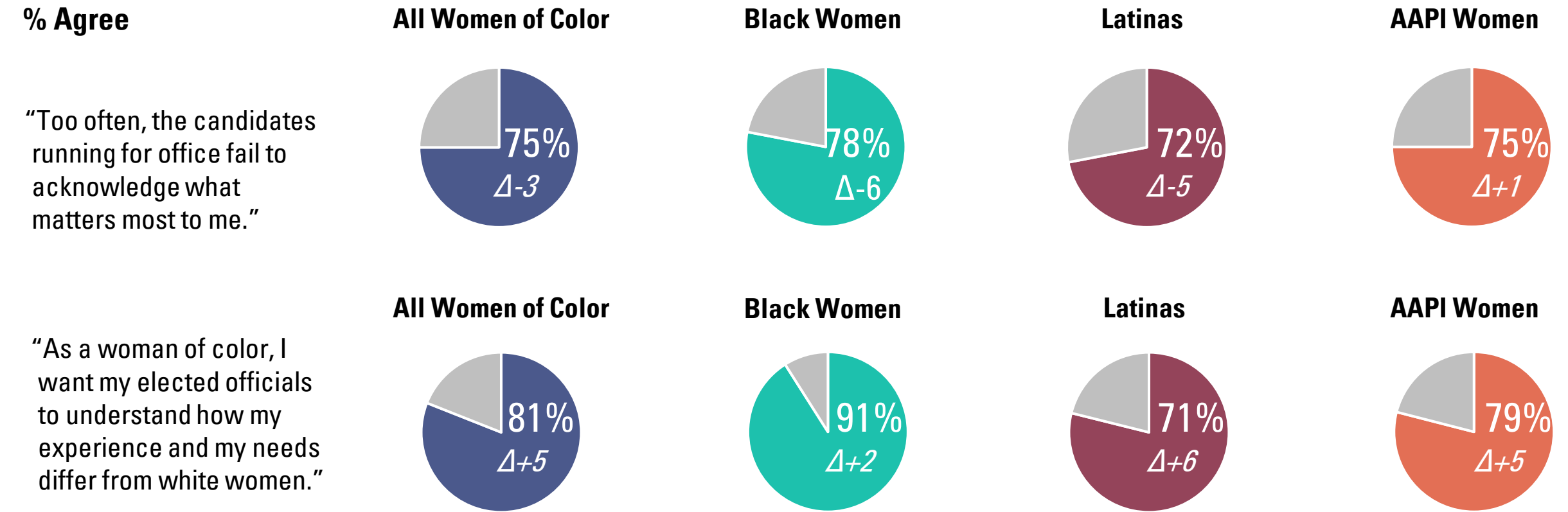
8-in-10 women of color take pride in seeing Kamala Harris as their Vice President.

Black women are especially proud to see someone who looks like them as Vice President. Notably, South Asians are less likely than AAPI women overall to say they take pride in seeing Kamala Harris elected as the first South Asian VP but more likely to say they take pride in seeing her as the first woman VP.



Women of color voters express the need for a greater acknowledgement of their priorities and a more intersectional approach from candidates and elected officials.

The desire for a more intersectional approach has grown 5 points since the 2018 election. On a positive note, fewer Black and Latina women say candidates fail to acknowledge their priorities than in the 2019 poll. While still high, this could be an indication of progress.



Overarching Issue Priorities

Key Findings... Key Issue Priorities

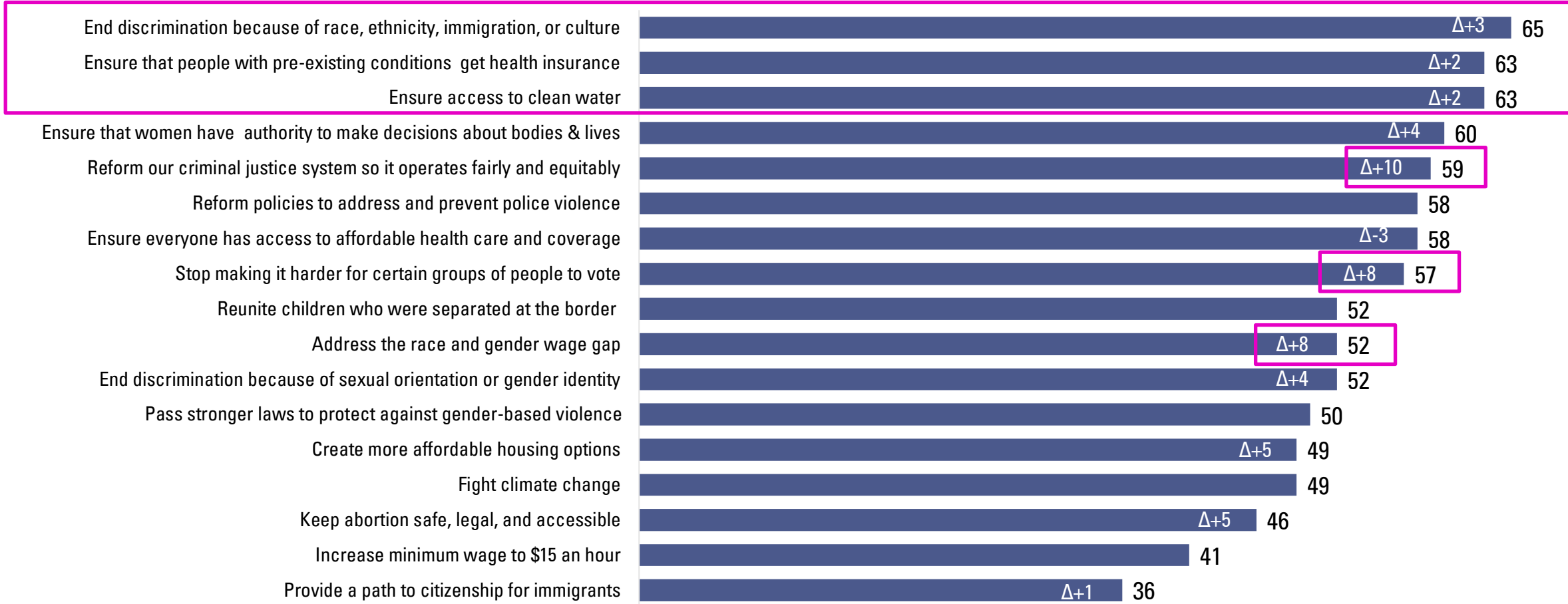
Women of color voters have diverse policy priorities for the new Congress and Administration.

- Over two-thirds think it is extremely important that the new administration prioritizes ending discrimination based on race, culture, or immigration status – a top issue for all women of color.
- Healthcare access issues are consistently in the top tier – about 3-in-5 think it's extremely important to ensure people with preexisting conditions have access to healthcare and that everyone has access to healthcare, no matter their race or immigration status.
- The importance of reproductive rights, criminal justice reform, and voting rights have grown significantly since the 2018 election for all groups.
- More than 7-in-10 women of color voters want to see politicians working together and compromising to get results.

Overall, women of color voters find these issues very important, but access to basic needs like healthcare, clean water, and protection from discrimination remain top-tier issues.

Reforming the criminal justice system, protecting voting rights, and addressing the gender and race gap grew significantly since the 2019 poll. These changing priorities greatly reflect the current times and the discussions over the past year.

% Extremely Important



While women of color voters are far from monolithic in their views there are some commonalities in their top-tier concerns – mainly when it comes to discrimination and access to healthcare.

In addition, the three issues with the biggest changes from 2019 saw significant growth among **all three groups of women of color voters**. Latinas also ranked having control over decisions about their bodies higher this cycle, and AAPI women and Latinas felt having affordable housing was a more critical issue this year.

% Extremely Important

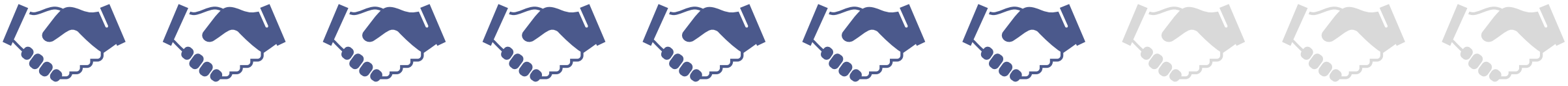
	Black	Δ19	Latina	Δ19	AAPI	Δ19
End discrimination against people because of their race, ethnicity, immigration status, or culture	77	+2	63	+8	60	+4
Ensure that people with pre-existing conditions can still get health insurance	73	+2	64	+2	56	+4
Ensure access to clean water	70	0	64	+5	58	+2
Ensure that women have complete authority to make decisions about their bodies and lives	69	+4	59	+9	56	+4
Reform our criminal justice system so it operates fairly and equitably	74	+11	56	+9	51	+15
Reform policies to address and prevent police violence against people	73	n/a	58	n/a	48	n/a
Ensure everyone has access to affordable health care and coverage no matter their race, ethnicity, or immigration status	67	-4	60	+2	47	-7
Stop making it harder for certain groups of people to vote	71	+6	53	+11	51	+9
Reunite children who were separated at the border with their families	63	n/a	54	n/a	39	n/a
Address the race and gender wage gap	64	+10	48	+8	45	+8
End discrimination against people because of their sexual orientation or gender identity	59	+7	55	+8	47	+2
Pass stronger laws to protect against gender-based violence	55	n/a	50	n/a	48	n/a
Create more affordable housing options	61	+4	50	+8	40	+8
Fight climate change	50	n/a	53	n/a	51	n/a
Keep abortion safe, legal, and accessible	48	+2	44	+7	45	+6
Increase minimum wage to \$15 an hour	56	n/a	43	n/a	30	n/a
Provide a path to citizenship for immigrants	36	-1	45	+5	31	+3

Women of color voters want results first and foremost from Congress and they are willing to compromise to get them.

This has become even more important since the 2018 election. Notably, Democrats are the most likely to agree (79%) even though their party is in power, and Republicans are the least likely (61%).

7-in-10

women of color voters want members of Congress to work together across the aisle and get results



	Total	$\Delta 19$	Black	$\Delta 19$	Latina	$\Delta 19$	AAPI	$\Delta 19$
I want members of Congress to work together across the aisle and get results	75	+3	77	+6	75	+3	76	+4
I want members of Congress to stick to their principles and not compromise on issues that are important	19	-4	17	-6	20	-4	17	-4
Don't know	6	+1	6	0	5	+1	6	0

Members of Congress will be under a microscope – but not as much as after the 2018 election potentially showing a trend towards more trust for elected officials.

Still, liberal women, Mexican American voters, and women over 65 say they will be watching most closely.

6-in-10

women of color voters will be watching their elected officials in Congress more closely compared to previous elections



	Total	$\Delta 19$	Black	$\Delta 19$	Latina	$\Delta 19$	AAPI	$\Delta 19$
More closely	57	-5	62	-6	61	-1	52	-4
About the same	33	+3	29	+3	29	0	38	+2
Less closely	5	+1	4	0	4	-1	5	+1
Don't know	5	+1	5	+3	5	+1	5	+1

Reproductive Rights

Key Findings... Reproductive Rights

Reproductive rights are a key priority for women of color voters.

- 86% of women of color voters want their politicians to respect a woman's autonomy over her reproductive health.
- Two-thirds think abortion should be legal in all or most cases, including Latinas – a **12-point increase since 2019**.
- 8-in-10 see benefits to women controlling their reproductive decisions – with AAPI women most likely to call out specific benefits.
- Women of color 2020 voters are more supportive of language about a woman's autonomy over her body and life than about keeping abortion legal, safe, and accessible.

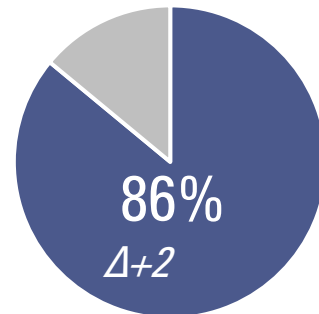
More than 8-in-10 women of color voters want their candidates to respect their autonomy over their own bodies and reproductive decisions.

Black women are most likely to agree, while Latinas are more skeptical. Notably, nearly all Midwesterners (97%) agree.

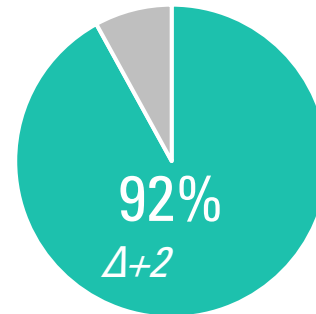
% Agree

“It’s extremely important to me to vote for candidates who support women making their own decisions about their reproductive health”

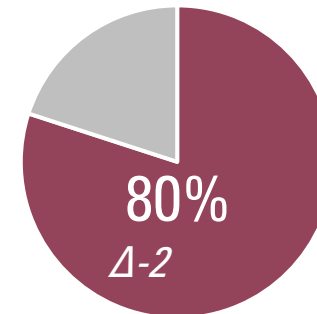
All Women of Color



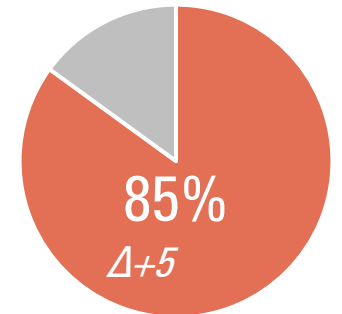
Black Women



Latinas



AAPI Women




A majority of women of color agree abortion should be legal in all or most cases.

Almost half of Latinas agree that abortion should be **legal in all cases**, a 14-point increase since 2019, showing a trend towards more favorable views of reproductive rights among Latinas.

2-in-3

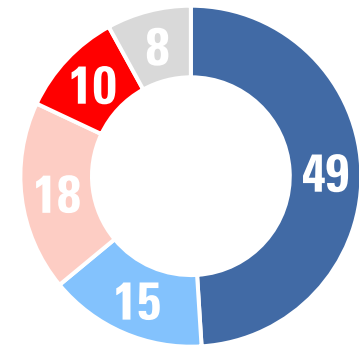
women of color think pregnant people should be able to access abortion in all or most cases



All women of color	64%	Δ+3
Black women	66%	Δ+5
Latina women	63%	Δ+12
AAPI women	69%	Δ-1

Pregnant People Should be Able to Access Abortion in...

All Women of Color



■ All cases ■ Most cases ■ Cases of rape, abuse or health risk ■ Never ■ Don't know

	Black	Δ19	Latina	Δ19	AAPI	Δ19
All cases	49	+2	49	+14	52	+5
Most cases	17	+2	14	-2	17	-6
Cases of rape, abuse, or health risk	21	-2	18	-13	12	-6
Never	5	-2	12	+1	12	+6

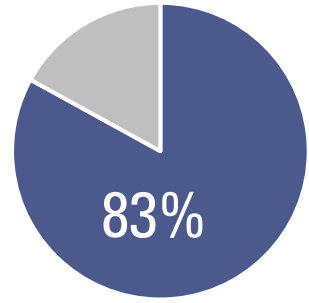
There is widespread agreement that a pregnant person should be able to manage an abortion with dignity.

More than 8-in-10 women of color voters agree that pregnant people should be able to have an abortion without fear of arrest or investigation. East Asian and high-income women are most likely to agree, while South Asian and Puerto Ricans are least.

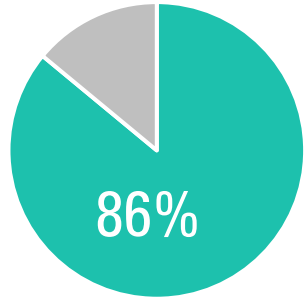
% Agree

“When someone decides to end a pregnancy, whether they go to a provider or manage their own abortion, they should be able to do so with dignity—and without fear of arrest, jail, or investigation.”

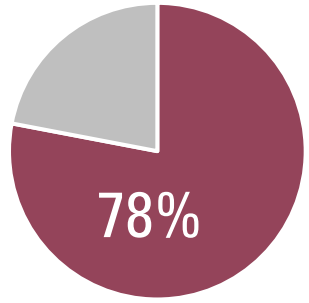
All Women of Color



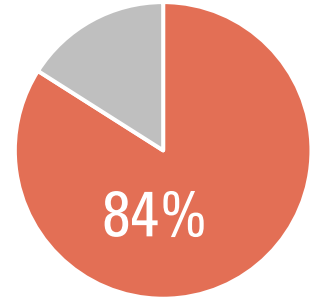
Black Women



Latinas



AAPI Women

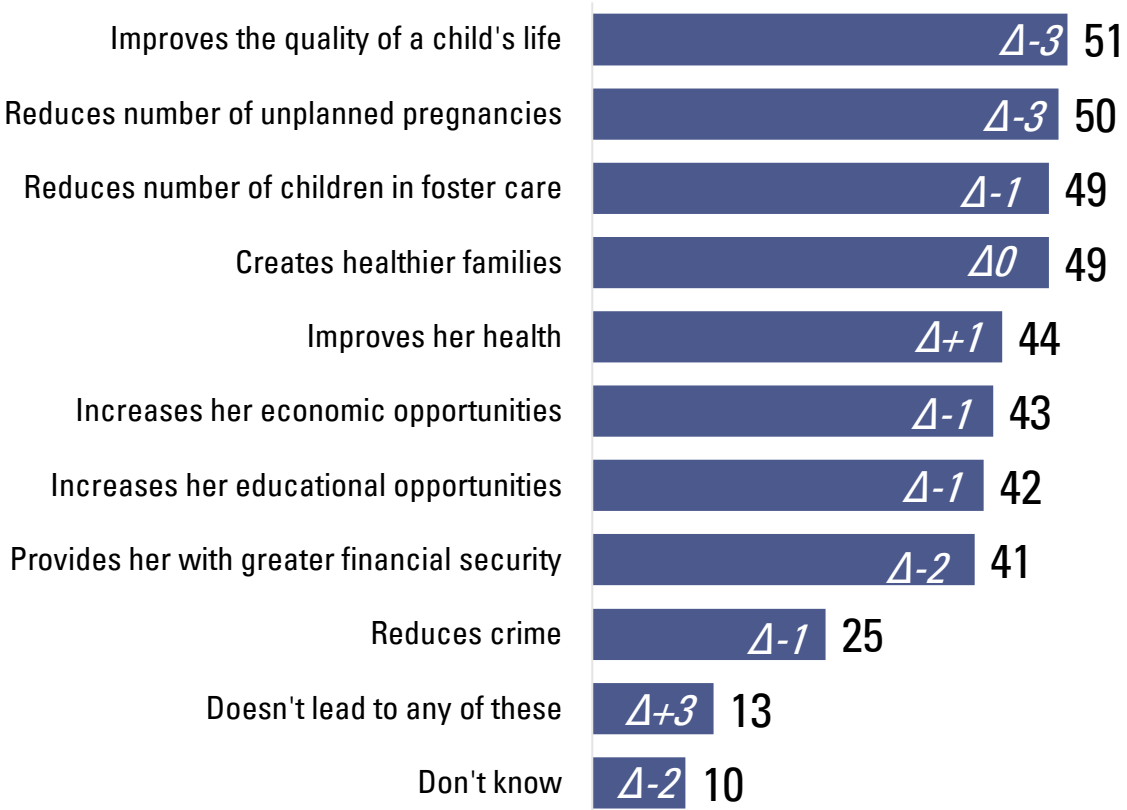


Similar to our 2019 poll, 8-in-10 women of color voters see societal and personal benefits to women having control over reproductive decisions.

AAPI women are most likely to see a wide variety of benefits, including creating healthier families and increasing economic and educational opportunities for the pregnant person.

How Women & Society Thrive with Agency Over Reproductive Decisions

All Women of Color



	Black	Latina	AAPI
Improves the quality of a child's life	48	51	56
Reduces the number of unplanned pregnancies	51	47	52
Reduces the number of children in the foster care system	46	48	54
Creates healthier families	46	47	58
Improves her health	38	43	52
Increases her economic opportunities	39	38	54
Increases her educational opportunities	40	38	50
Provides her with greater financial security	38	40	50
Reduces crime	23	23	31
A woman being able to control if, when, and how she has children does not lead to any of these	14	14	10
Don't know	11	10	8

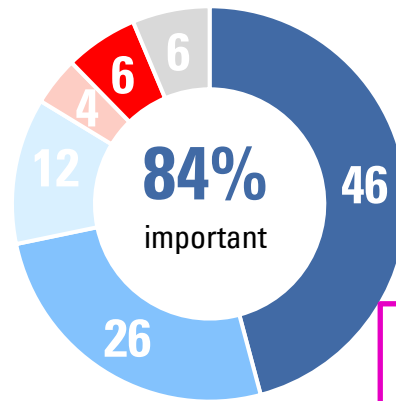
Black women are more likely to say having control leads to higher educational attainment than in 2019 (+6).

Women of color voters prefer language around reproductive rights to center on women having authority over their bodies rather than keeping abortion safe and legal.

3-in-5 think it's extremely important to ensure women have authority over their bodies and lives while less than half think it's extremely important to keep abortion safe, legal, and accessible.

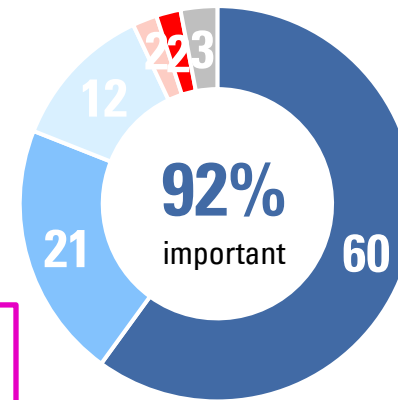
How Important Is...All Women of Color

"Keep abortion safe, legal, and accessible."



Δ+2 Important
Δ-3 Not important

"Ensure that women have complete authority to make decisions about their bodies and lives."



Δ+1 Important
Δ-1 Not important

- Extremely important
- Very important
- Somewhat important
- Not that important
- Not at all important
- Don't know

	Black	Δ19	Latina	Δ19	AAPI	Δ19
Extremely important	48		44		45	
Very important	28	+1	23	+3	31	+2
Somewhat important	13		11		10	
Not that important	2		4		4	
Not at all important	2	-3	10	-5	7	-1
Don't know	7	+1	7	+2	4	0

	Black	Δ19	Latina	Δ19	AAPI	Δ19
Extremely important	69		59		56	
Very important	19	-1	19	+1	22	+2
Somewhat important	7		13		14	
Not that important	1		3		2	
Not at all important	1	0	3	-3	3	-1
Don't know	3	0	3	+2	2	-2

Experiences with Racism

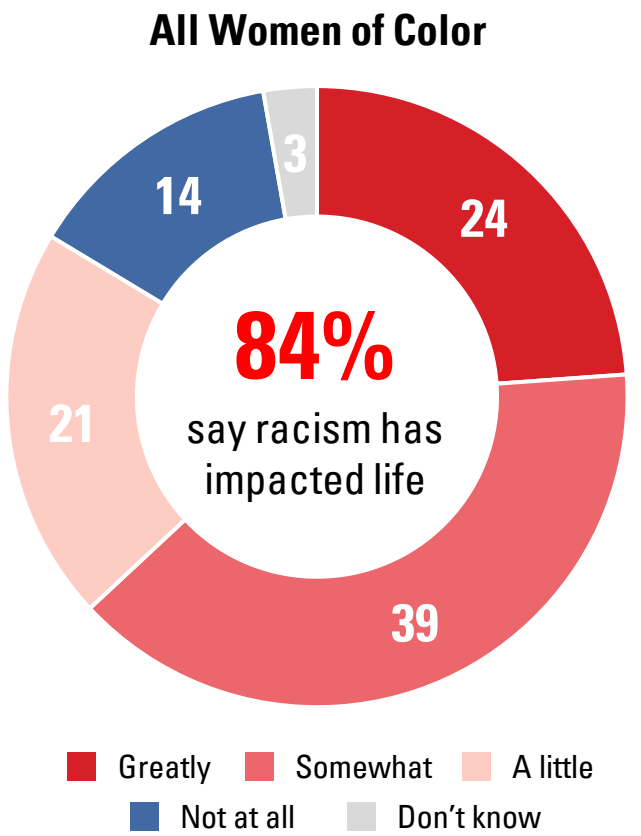
Key Findings... Experiences with Racism

Women of color voters are clearly impacted by experiences with racism, and they want acknowledgement from their elected officials.

- At least 8-in-10 women of color voters say they are impacted by racism – this cuts across all demographic groups, but Black women are most impacted.
- COVID-19 has increased instances of racism and violence against AAPI women – 2-in-5 AAPI women say they have been personally impacted.
- Women of color under 35 and women in the Midwest are most likely to report being impacted by racism.

Over 8-in-10 women of color voters say that experiences with racism have impacted their lives. Black and AAPI women are more likely to say racism has **greatly** impacted their lives than Latinas.

Notably, voters in the Midwest and under 35 are most likely to report that racism has greatly impacted their lives.



Racism Has Impacted My Life...

	Black	Latina	AAPI
Greatly	33	16	26
Somewhat	42	39	36
A little	14	24	24
Not at all	9	18	12
Don't know	2	3	2

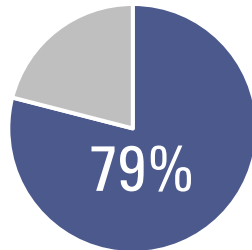
Overwhelming, women of color voters want their elected officials to understand how white supremacy impacts their lives.

Women in the Midwest (89%) especially report being impacted by white supremacy – largely driven by the Black and younger population.

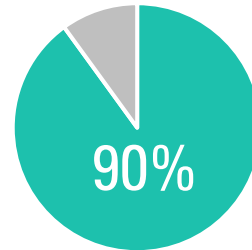
% Agree

“As a woman of color, I want my elected officials to understand how white supremacy impacts my life.”

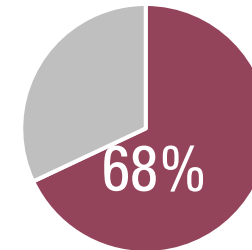
All Women of Color



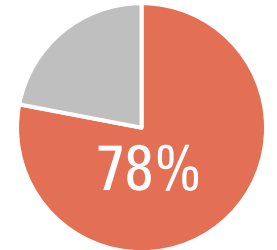
Black Women



Latinas



AAPI Women

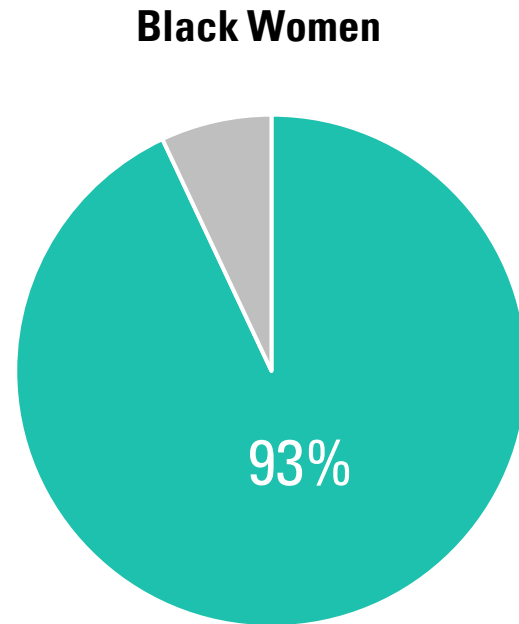


More than 9-in-10 Black women want their elected officials to understand how anti-Black racism in particular impacts their lives.

While still high, Black women from the west and multi-lingual Black women are least likely to agree.

% Agree

“As a Black woman, I want my elected officials to understand how anti-Black racism impacts my life.”



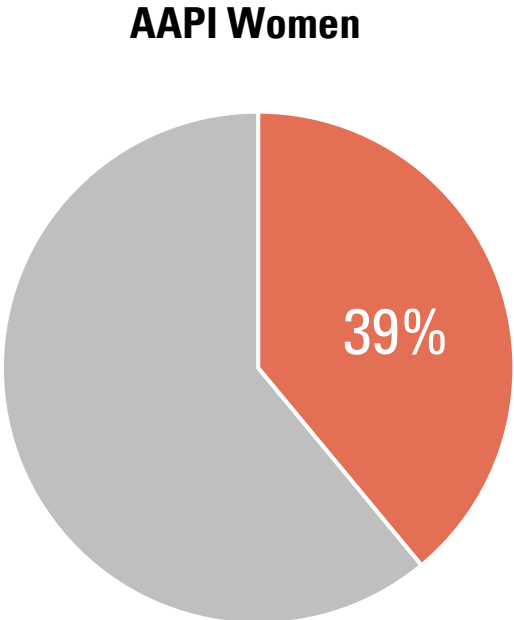
Those Who Agree Most	
High-income	98%
Midwest	97%
Ages 18-24	96%
Post Grads	96%

The rhetoric around COVID and China has harmed AAPI women – 2-in-5 say they have experienced racism due to the COVID-19 pandemic.

Women over 65, women living in the Northeast, and South Asian women report the least amount of discrimination due to COVID.

% Agree

“In the past year, I have experienced hate, discrimination, or violence because of COVID-19.”



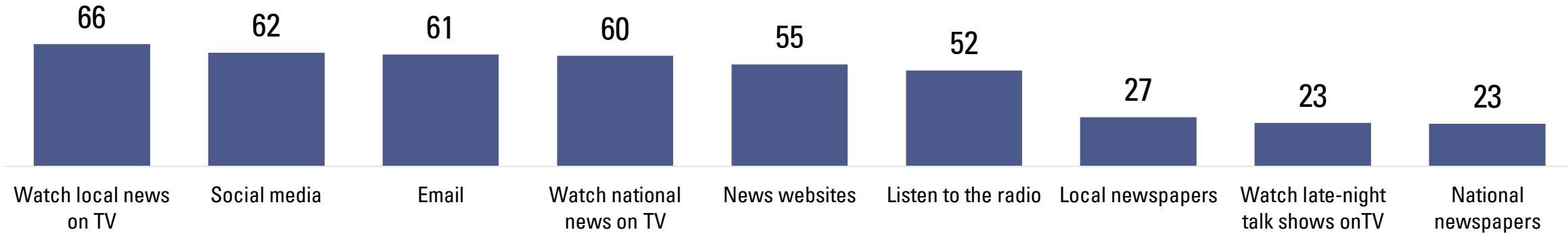
Those Who Agree Most	
Midwest	67%
Ages 18-24	59%
Lower-income	53%
Multi-lingual	43%

Appendix: Media Use

Most women of color watch local news, engage on social media, and get news through email.

Black women and women over 55 are most likely to get their news on local television, while women under 35 use social media most often.

Visit At Least A Few Times a Week



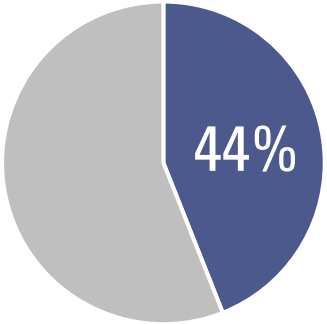
	Black	Latina	AAPI
Watch local news on television	75	64	60
Social media like Facebook, Twitter, Instagram, and others.	64	65	58
Email	61	62	61
Watch national news on television	65	59	55
News websites	51	55	60
Listen to the radio	61	50	45
Local newspapers	24	24	31
Watch late-night talk shows on television	28	24	16
National newspapers	18	22	28

Almost half of women of color voters speak another language at home.

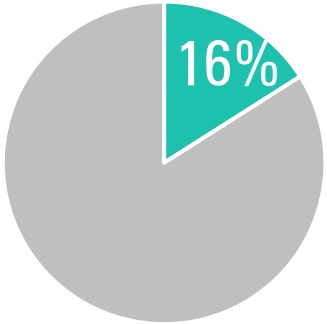
Latinas under 35 (70%), Latinas in the South (75%), Mexican Americans (69%), and South Asians (58%) are most likely to speak another language at home.

% Speak Language Other than English

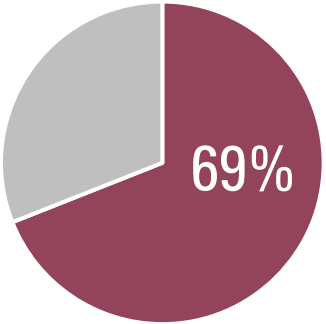
All Women of Color



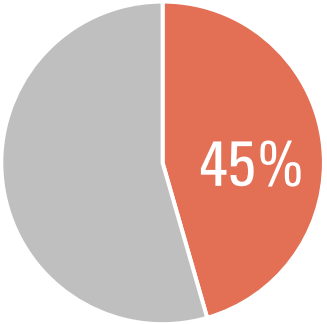
Black Women



Latinas



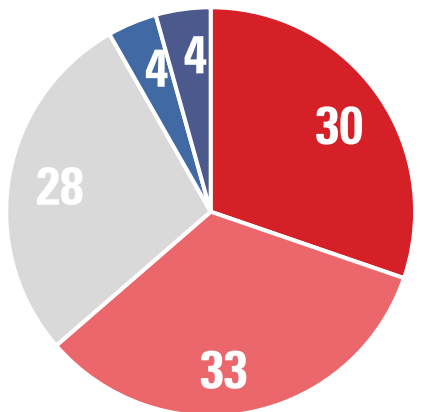
AAPI Women



Although almost half of voters are multilingual, they still largely consume English media or language media from the US.

Southeast Asian, East Asian, and Republican voters are the most likely to consume media from a different country.

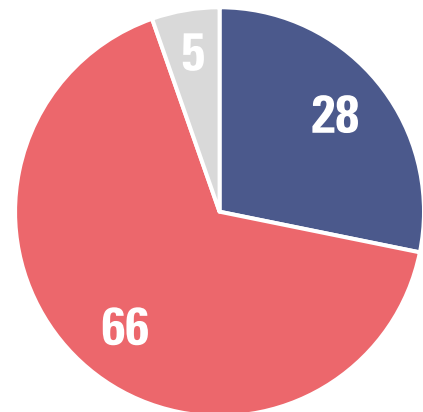
Language Media Consumed In – Among Those Who Speak Multiple Languages



■ English media only
 ■ English media mostly
 ■ Equal
■ Other language media only
 ■ Other language media mostly

	Black	Latina	AAPI
English only	40	22	37
English mostly	20	34	36
Equal	21	36	19
Other mostly	0	4	5
Other only	20	3	1

When Consuming In-Language Media, Where is it From? – Among Those Who Speak Multiple Languages



■ Another country
 ■ U.S.
 ■ Don't know

	Black	Latina	AAPI
Another country	15	24	40
U.S.	76	72	53
Don't know	9	4	7