

INTRODUCING THE MMPI-3

Patrick Moran, Ph.D.

Pearson Clinical Assessment

MMPI 


Agenda



- MMPI-3 Development
- The MMPI-3
 - ▣ Scales
 - ▣ Norms
 - ▣ Manuals and User's Guides



MMPI-3 Development

Preliminary Studies

- A series of studies to explore ideas and questions for MMPI-3 development
- Response Format (n=406):
 - ▣ Dichotomous (T/F) versus Polytomous
 - Definitely True
 - Mostly True
 - Mostly False
 - Definitely False
 - ▣ Polytomous response format:
 - Small increases in reliability estimates
 - No improvement in scale score validities
 - Likely reflecting increased systematic error
 - ▣ Conclusion: Retain T/F response format for MMPI-3

Preliminary Studies

- Item Improvement (n=552)
 - ▣ Content clarification, simplification
 - ▣ 338 MMPI-2-RF items reviewed for
 - Awkward/dated wording
 - Potential simplification

I love to go to ~~dances~~ dancing.

I am ~~apt to take~~ likely to feel disappointments so ~~keenly~~ strongly that I can't put them out of my mind.

- ▣ 53 items reworded
- ▣ Following item analyses 43 revisions retained
- ▣ Empirical correlates unaffected

Preliminary Studies

□ Item Development

■ *Objective:* Identify content missing from, or insufficiently represented by, the MMPI-2-RF item pool

■ *Method:*

- Consultation with 12 MMPI-2-RF experts
- Review of existing measures
- Development of 135 *Trial Items*

Preliminary Studies

- Item Development Study (N=519)
 - Internal item analyses and correlations with external criteria
 - 90 of 135 trial items retained
 - 5 replacement trial items developed
- Outcome: 95 trial items, candidates for inclusion on MMPI-3

Development Plan

- MMPI-2-RF-EX
 - ▣ Brief Biographical Questionnaire
 - ▣ 338 MMPI-2-RF items (43 updated)
 - ▣ 95 Trial Items
 - ▣ Booklet and answer sheet
- Q Local EX
- All new material translated into Spanish
 - ▣ Garcia/Azan MMPI-2/RF translation starting point
 - ▣ Rewritten and Trial items translated by Dr. Antonio E. Puente and Team at UNC-Wilmington

Development Plan

□ Data Collection:

▣ Field Data

- Sites represent settings in which MMPI is used
 - Mental health, medical, forensic, public safety
 - Used for:
 - Scale Development
 - Validation
 - Comparison Groups

▣ College Studies

- Initial psychometric analyses
- Detailed Validation Analyses

▣ Normative Data

- English
- Spanish
- Bilingual

Development: Data Collection

- Field Data Collection (ongoing)
 - ▣ Public Safety 9,221
 - ▣ Mental Health 1,837
 - ▣ Medical 1,770
 - ▣ Forensic/Corrections 1,040
 - ▣ Disability 611
 - ▣ Community 376
 - ▣ **Total (to date) 14,855**

- College Studies (ongoing) **8,000**

Development: Data Collection

□ Normative

□ English	2,382
□ English re-test	280
□ Spanish	664
□ Spanish re-test	60
□ Bilingual	45
□ Total	3,423

□ **Overall Total (to date) 26,278**

Development: Scales

□ Scale Development Process

▣ Using Field Data

- RC Scales shortened
- Some SP Scales lengthened and expanded
- H-O and PSY-5 Scales revised to address deleted items and incorporate new ones
- Validity Scales updated

▣ Using Spanish Normative and Bilingual Samples

- All rewritten and new items selected for MMPI-3 examined
- One item dropped

Development: Scales

□ Scale Development Outcome

▣ New Scales:

- Combined Response Inconsistency (CRIN)
- Eating Concerns (EAT)
- Compulsivity (CMP)
- Impulsivity (IMP)
- Self-Importance (SFI)

▣ Substantially Modified

- Anxiety (AXY) → Anxiety-Related Experiences (ARX)
- Stress/Worry (STW) → Stress (STR) Worry (WRY)
- Interpersonal Passivity (IPP) → Dominance (DOM)

▣ Dropped Scales:

- Gastrointestinal Complaints (GIC), Head Pain Complaints (HPC)
- Multiple Specific Fears (MSF)
- Aesthetic/Literary Interests (AES)
- Mechanical/Physical Interests (MEC)

MMPI-3 (2020)

- 52 Scales
 - 10 Validity Scales
 - 3 Higher-Order Scales
 - 8 RC Scales
 - 26 Specific Problems Scales
 - 4 Somatic/Cognitive
 - 10 Internalizing
 - 7 Externalizing
 - 5 Interpersonal
 - 5 PSY-5 Scales

MMPI-3 Validity Scales

- CRIN **Combined Response Inconsistency** – Combination of random and fixed inconsistent responding
- VRIN **Variable Response Inconsistency** – Random responding
- TRIN **True Response Inconsistency** – Fixed responding
- F **Infrequent Responses** – Responses infrequent in the general population
- F_p **Infrequent Psychopathology Responses** – Responses infrequent in psychiatric populations
- F_s **Infrequent Somatic Responses** – Somatic complaints infrequent in medical patient populations
- FBS **Symptom Validity Scale** – Noncredible somatic and cognitive complaints
- RBS **Response Bias Scale** – Exaggerated memory complaints
- L **Uncommon Virtues** - Rarely claimed moral attributes or activities
- K **Adjustment Validity** – Claims of uncommonly high level of psychological adjustment

MMPI-3 Higher-Order (H-O) Scales

- EID **Emotional/Internalizing Dysfunction** – Problems associated with mood and affect
- THD **Thought Dysfunction** – Problems associated with disordered thinking
- BXD **Behavioral/Externalizing Dysfunction** – Problems associated with under-controlled behavior

MMPI-3 Restructured Clinical (RC) Scales

- RCd **Demoralization** – General unhappiness and dissatisfaction
- RC1 **Somatic Complaints** – Diffuse physical health complaints
- RC2 **Low Positive Emotions** – Lack of positive emotional responsiveness
- RC4 **Antisocial Behavior** – Rule breaking and irresponsible behavior
- RC6 **Ideas of Persecution** – Self-referential beliefs that others pose a threat
- RC7 **Dysfunctional Negative Emotions** – Maladaptive anxiety, anger, irritability
- RC8 **Aberrant Experiences** – Unusual perceptions or thoughts associated with thought dysfunction
- RC9 **Hypomanic Activation** – Overactivation, aggression, impulsivity, and grandiosity

MMPI-3 Specific Problems Scales

□ **Somatic/Cognitive**

- ▣ **MLS Malaise** – Overall sense of physical debilitation, poor health
- ▣ **NUC Neurological Complaints** – Dizziness, weakness, paralysis, loss of balance, etc.
- ▣ **EAT Eating Concerns** – Problematic eating behaviors
- ▣ **COG Cognitive Complaints** – Memory problems, difficulties concentrating

MMPI-3 Specific Problems Scales

□ Internalizing

- SUI **Suicidal/Death Ideation** – Direct reports of suicidal ideation and recent attempts
- HLP **Helplessness/Hopelessness** – Belief that goals cannot be reached or problems solved
- SFD **Self-Doubt** – Lack of self-confidence, feelings of uselessness
- NFC **Inefficacy** – Belief that one is indecisive and inefficient

- STR **Stress** – Problems involving stress and nervousness
- WRY **Worry** – Excessive worry and preoccupation
- CMP **Compulsivity** – Engaging in compulsive behaviors
- ARX **Anxiety-Related Experiences** – Multiple anxiety-related experiences such as catastrophizing, panic, dread, and intrusive ideation
- ANP **Anger Proneness** – Becoming easily angered, impatient with others
- BRF **Behavior-Restricting Fears** – Fears that significantly inhibit normal behavior

MMPI-3 Specific Problems Scales

□ Externalizing

- FML **Family Problems** – Conflictual family relationships
- JCP **Juvenile Conduct Problems** – Difficulties at school and at home, stealing
- SUB **Substance Abuse** – Current and past misuse of alcohol and drugs
- IMP **Impulsivity** – Poor impulse control and nonplanful behavior
- ACT **Activation** – Heightened excitation and energy level
- AGG **Aggression** – Physically aggressive, violent behavior
- CYN **Cynicism** – Non-self-referential beliefs that others are bad and not to be trusted

MMPI-3 Specific Problems Scales

□ Interpersonal

- SFI **Self-Importance** – Beliefs related to having special talents and abilities
- DOM **Dominance** – Being domineering in relationships with others
- DSF **Disaffiliativeness** – Disliking people and being around them
- SAV **Social Avoidance** – Not enjoying and avoiding social events
- SHY **Shyness** – Feeling uncomfortable and anxious in the presence of others

MMPI-3 PSY-5 Scales

- AGGR **Aggressiveness** – Instrumental, goal-directed aggression
- PSYC **Psychoticism** – Disconnection from reality
- DISC **Disconstraint** – Under-controlled behavior
- NEGE **Negative Emotionality/Neuroticism** – Anxiety, insecurity, worry, and fear
- INTR **Introversion/Low Positive Emotionality** – Social disengagement and anhedonia

Development: Items

- Scale Development Outcome
 - ▣ 72 new items added
 - ▣ 75 MMPI-2-RF items dropped

- MMPI-3: 335 items
 - ▣ 220 original MMPI (47 revised for MMPI-2 or MMPI-3)
 - ▣ 43 MMPI-2 items (5 revised for MMPI-3)
 - ▣ 72 new MMPI-3
 - ▣ Reading level remains grade 4.5 (Flesch-Kinkaid)

Development: Norms

- English-Language Normative Sample
 - ▣ Selected to approximate 2020 census projections for
 - Race
 - Education
 - Age
 - ▣ Final Sample $N=1,620$ (810 men, 810 women)

Race/Ethnicity Composition of MMPI-3 Normative Sample

Race/Ethnicity	MMPI-3 N	MMPI-3 %	2020 Projected %	MMPI-2-RF %
Asian	82	5.1%	6.0%	0.6%
Black	201	12.4%	12.2%	11.6%
Hispanic	227	14.0%	16.8%	2.9%
White	977	60.3%	62.5%	81.8%
Other	60	3.7%	0.9%	3.1%
Mixed Race	73	4.5%	1.6%	0.0%
Total	1620	100.0%	100.0%	100.0%

Education Composition of MMPI-3 Normative Sample

Education Groups	MMPI-3 N	MMPI-3 %	2020 Projected %	MMPI-2-RF %
No High School or GED	139	8.6%	11.1%	5.0%
High School or GED	469	29.0%	29.0%	24.3%
Some College	449	27.7%	28.6%	25.0%
Bachelors Degree or Higher	563	34.8%	31.4%	45.8%
Total	1620	100.0%	100.0%	100.0%



Have the Norms Changed?

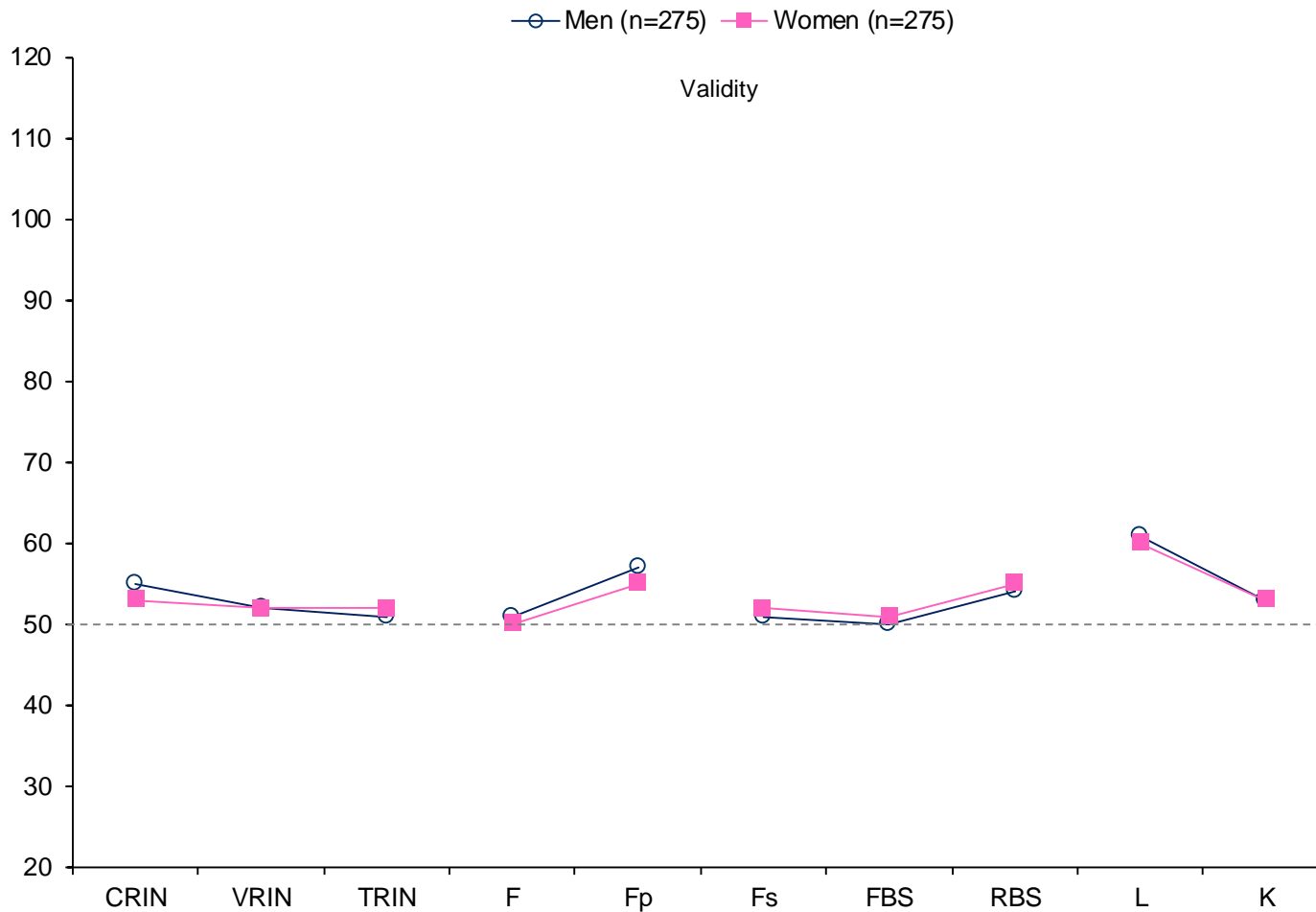
Have the Norms Changed?

- Yes, however less than the changes from the MMPI to MMPI-2 norms
 - ▣ Largest Validity Scale changes (5-6 T score points difference in means) on F-r, Fs, FBS-r (women) and L-r
 - However these are offset, to some extent, by the larger SDs (12-14 versus 10)
 - Nevertheless, T scores are lower on the updated and re-normed F, Fs, FBS (women) and L scales
 - ▣ Largest Substantive Scale changes (6-8 T score points difference in means) on BXD (men), RC1 (women), RC4 (men), RC6 (men), MLS, NUC (women), DISC (men)
 - These are less offset by larger SDs
 - T scores are lower on updated re-normed Somatization scales



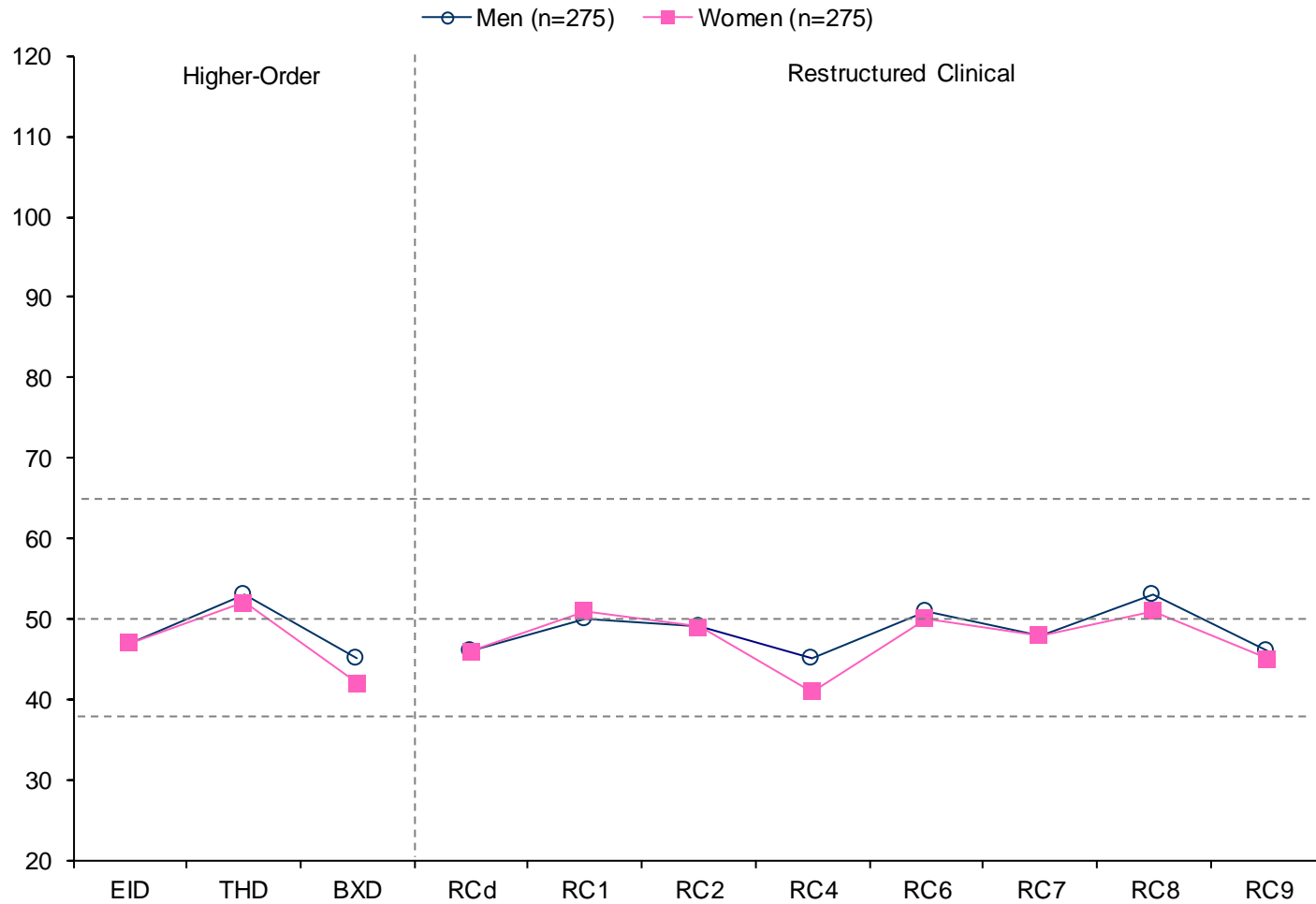
Spanish-Language Norms

Spanish-Language MMPI-3 Normative Sample Scored Using English-Language MMPI-3 Norms



M - Men	55	52	51 ^F	51	57	51	50	54	61	53
SD	13	12	16	12	16	10	9	9	12	10
M - Women	53	52	52 ^F	50	55	52	51	55	60	53
SD	12	12	14	12	15	10	9	10	12	10

Spanish-Language MMPI-3 Normative Sample Scored Using English-Language MMPI-3 Norms



M - Men	47	53	45	46	50	49	45	51	48	53	46
SD	7	10	8	7	9	9	8	10	9	11	9
M - Women	47	52	42	46	51	49	41	50	48	51	45
SD	9	10	7	9	10	10	7	9	9	11	9

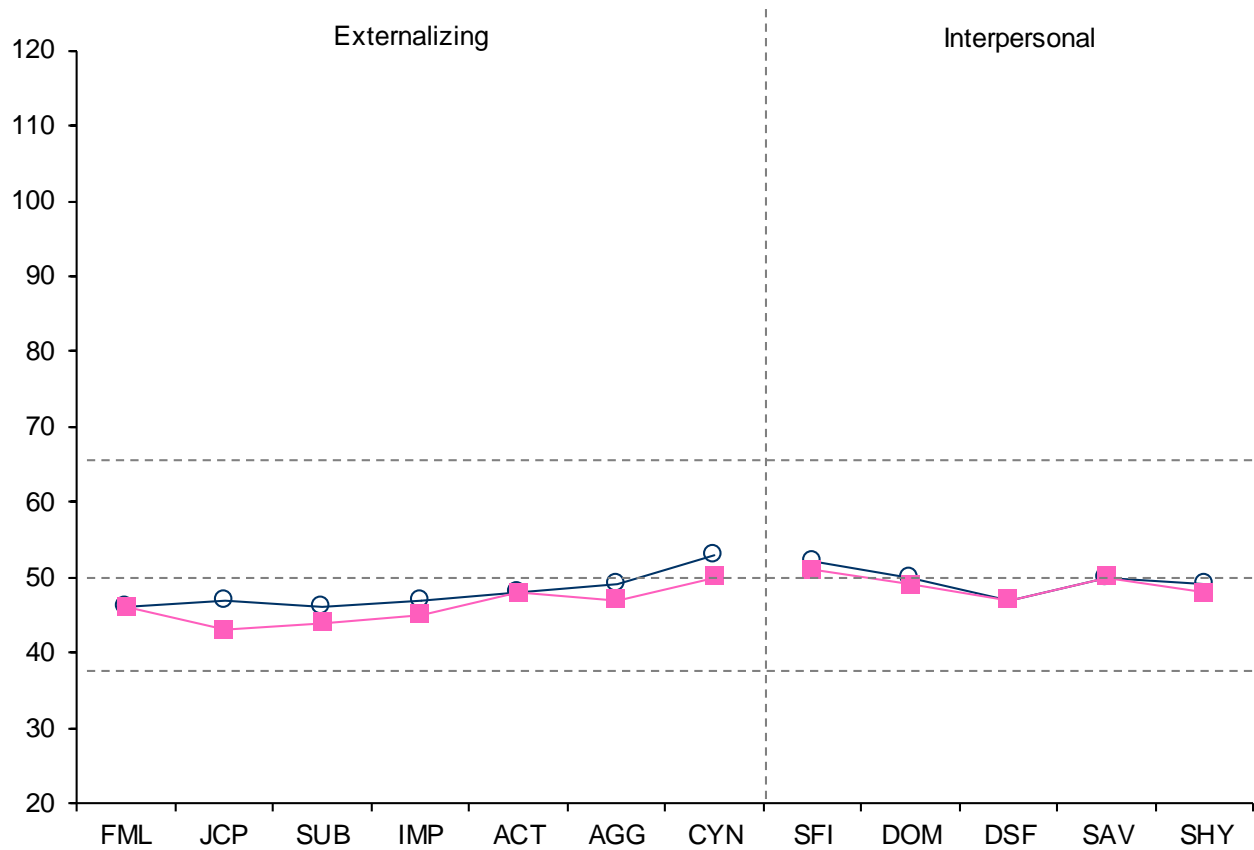
Spanish-Language MMPI-3 Normative Sample Scored Using English-Language MMPI-3 Norms



M - Men	43	52	49	47	46	51	47	50	50	47	51	47	49	59
SD	9	11	9	9	7	9	7	9	7	8	10	8	9	12
M - Women	44	52	50	48	47	52	47	50	50	48	51	49	49	63
SD	9	11	10	9	8	9	8	9	9	9	11	10	9	14

Spanish-Language MMPI-3 Normative Sample Scored Using English-Language MMPI-3 Norms

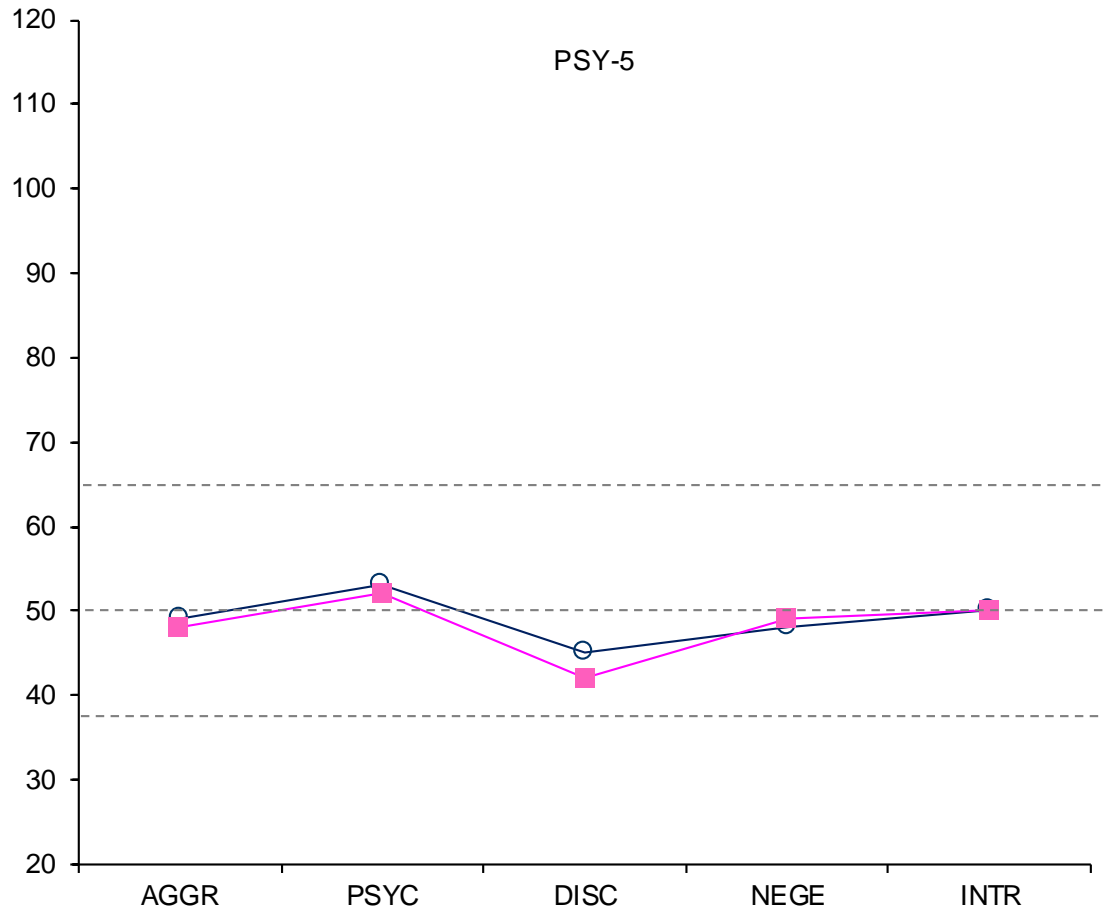
—○— Men (n=275) —■— Women (n=275)



M - Men	46	47	46	47	48	49	53	52	50	47	50	49
SD	8	9	7	10	9	9	11	10	8	8	7	9
M - Women	46	43	44	45	48	47	50	51	49	47	50	48
SD	9	6	6	10	9	8	9	10	7	9	6	9

Spanish-Language MMPI-3 Normative Sample Scored Using English-Language MMPI-3 Norms

—○— Men (n=275) —■— Women (n=275)



Mean	49	53	45	48	50
SD	8	11	7	7	7
Mean	48	52	42	49	50
SD	7	10	7	8	7

Spanish-Language Norms

- Most means fall within 5 T score points of English language Normative Sample
- Exceptions:
 - L (10 T score points higher – both genders)
 - BXD, RC4, JCP, DISC (7-9 points lower – women only)
 - MLS (6-7 points lower – both genders)
 - BRF (9-13 points higher – both genders)
- Somewhat reduced variability
- Separate norms are needed



MMPI-3 Manuals and User's Guides

MMPI-3 Manuals

▣ Administration, Scoring and Interpretation

■ Similar to MMPI-2-RF

- User Qualifications
- Normative Sample
- Administration and scoring
- Comprehensive interpretive guidelines
- Case illustrations
- Scoring keys and T score conversions
- Item metrics

Manuals

▣ Technical Manual

- Test Development
- Reliability and SEM Data
- Empirical Correlates (Appendix D)
- Comparability with MMPI-2-RF Correlates (Appendix E)
 - Mental Health
 - Medical
 - Forensic
 - Public Safety

Table X. Correlations Between MMPI-2-RF and MMPI-3 Restructured Clinical (RC) Scales and Measures of Thought Dysfunction – College Students (N=288-871)

	Restructured Clinical (RC)											
	Scales											
	RC2 RF	RC2 3	RC4 RF	RC4 3	RC6 RF	RC6 3	RC7 RF	RC7 3	RC8 RF	RC8 3	RC9 RF	RC9 3
CMIS-15	.07	.05	.28	.24	.42	.30	.31	.27	.53	.53	.42	.32
DES-II – Total Score	.20	.20	.25	.21	.29	.27	.35	.34	.43	.45	.24	.30
DES-II – Amnesia	.15	.14	.25	.20	.27	.23	.22	.22	.28	.29	.20	.23
DES-II – Depersonalization	.19	.18	.19	.15	.18	.14	.24	.21	.40	.39	.13	.18
DES-II – Absorption	.22	.22	.22	.19	.25	.25	.41	.38	.40	.41	.24	.32
GPTS – Total	.20	.21	.16	.09	.55	.59	.51	.48	.42	.43	.31	.26
GPTS – Reference	.25	.24	.17	.11	.50	.51	.59	.55	.42	.43	.31	.27
GPTS – Persecution	.10	.12	.12	.05	.52	.59	.33	.31	.35	.36	.25	.19
GPTS – PC	.19	.20	.19	.12	.54	.57	.47	.44	.43	.43	.28	.21
GPTS – PP	.25	.26	.14	.10	.51	.53	.50	.48	.39	.39	.25	.22
GPTS – PD	.24	.25	.13	.06	.48	.51	.52	.47	.37	.38	.26	.22
PIQ	.20	.19	.25	.21	.54	.55	.42	.37	.42	.43	.32	.25

Note. RC2 = Low Positive Emotions (LPE); RC4 = Antisocial Behavior (ASB); RC6 = Ideas of Persecution (PER); RC7 = Dysfunctional Negative Emotions (DNE); RC8 = Aberrant Experiences (ABX); RC9 = Hypomanic Activation (HPM); CMIS-15 = Chapman Magical Ideation Scale-15; DES-II = Dissociative Experiences Scale-II; GPTS = Green Paranoid Thought Scale; PC = Paranoia Conviction; PP = Paranoia Preoccupation; PD = Paranoia Distress; PIQ = Persecutory Ideation Questionnaire. All scales ending in “RF” indicate MMPI-2-RF version of the scale. All scales ending in “3” indicate MMPI-3 version of the scale.

MMPI-3 Manuals

▣ Technical Manual

- Test Development
- Reliability and SEM Data
- Empirical Correlates (Appendix D)
- Comparability with MMPI-2-RF Correlates (Appendix E)
 - MMPI-2-RF findings apply to MMPI-3 versions of MMPI-2-RF scales
 - Including:
 - Findings from MMPI-2-RF Technical Manual (~54,000 empirical correlates)
 - 450+ peer-reviewed publications

MMPI-3 Manuals

▣ Technical Manual

- Test Development
- Reliability and SEM Data
- Empirical Correlates (Appendix D)
- Comparability with MMPI-2-RF Correlates (Appendix E)
- Comparison Groups (Appendix F)
 - 20 at release

MMPI-3

Standard Comparison Groups

- MMPI-3 Normative (Men & Women)
- Outpatient, Community Mental Health Center (Men & Women)
- Outpatient, Private Practice (Men & Women)
- College Counseling Clinic (Women)
- Sexual Addiction Treatment Evaluatee (Men)
- Spine Surgery Candidates (Men & Women)
- Forensic, Disability Claimant (Men & Women)
- Prison Inmate (Men)
- Sex Offender Evaluatee (Men)
- Personnel Screening, Police Candidate (Combined)
- Personnel Screening, Corrections Officer (Combined)
- Personnel Screening, Dispatcher Candidate (Combined)
- College Student (Men & Women)
- MMPI-3 Spanish-Language Normative Sample (Men & Women)

Table 5-1.

Recommended Structure and Sources of Information for MMPI-3 Interpretation

Topic	MMPI-3 Sources
I. Protocol Validity	
a. Content Non-Responsiveness	CNS, CRIN, VRIN, TRIN
b. Overreporting	F, Fp, Fs, FBS, RBS
c. Underreporting	L, K
II. Substantive Scale Interpretation	
a. Somatic/Cognitive Dysfunction	RC1, MLS, NUC, EAT, COG
b. Emotional Dysfunction	<ol style="list-style-type: none"> 1. EID 2. RCd, SUI, HLP, SFD, NFC 3. RC2 4. RC7, STR, WRY, CMP, ARX, ANP, BRF 5. NEGE, INTR
c. Thought Dysfunction	<ol style="list-style-type: none"> 1. THD 2. RC6 3. RC8 4. PSYC
d. Behavioral Dysfunction	<ol style="list-style-type: none"> 1. BXD 2. RC4, FML, JCP, SUB 3. RC9, IMP, ACT, AGG, CYN 4. DISC
e. Interpersonal Functioning	<ol style="list-style-type: none"> 1. SFI, DOM, DSF, SAV, SHY 2. AGGR
f. Diagnostic Considerations	<p>Most substantive scales</p> <p>Most substantive scales</p>
g. Treatment Considerations	All substantive scales

MMPI-3 Case Illustrations

□ Ms. N

- ▣ 33-year-old, married, woman
- ▣ Assessed at intake for outpatient treatment
- ▣ Prior mental health treatment for depression following birth of second child 5 years prior to current intake
- ▣ Responded well to 12 sessions of CBT plus antidepressant
- ▣ Discontinued medication within a year
- ▣ Family history of inpatient treatment for depression for both father and older brother

MMPI-3 Case Illustrations

□ Ms. N

- ▣ Reported that during the preceding 3-month period she had begun to feel increasingly despondent and anxious
- ▣ No identifiable precipitating event
- ▣ Husband supportive, taking on increased child-care responsibilities
- ▣ Husband insists she return for treatment – leading to current intake

MMPI-3 Case Illustrations

□ Ms. N

- ▣ Intake worker describes Ms. N as presenting with marked sadness and depression, anhedonia, and fatigue
- ▣ Also noted to be feeling overwhelmed, experiencing decreased sleep, reporting difficulties with attention and concentration, and being socially isolated
- ▣ Worker also noted Ms. N was experiencing heightened anxiety level, excessive worry, and feeling nervous
- ▣ No thoughts about self-harm



Minnesota Multiphasic Personality Inventory®-3

Score Report

MMPI®-3

Minnesota Multiphasic Personality Inventory®-3

Yossef S. Ben-Porath, PhD, & Auke Tellegen, PhD

ID Number:	Ms. N
Age:	34
Gender:	Female
Marital Status:	Married
Years of Education:	12
Date Assessed:	06/21/2019

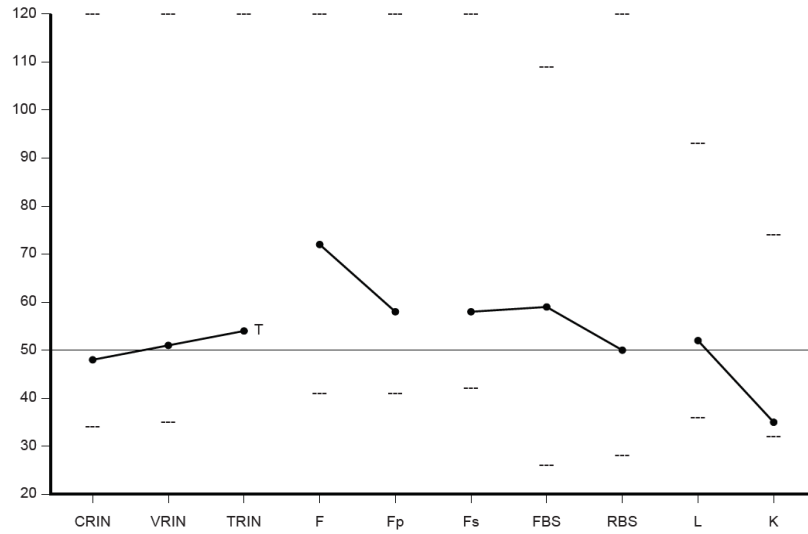
Copyright © 2020 by the Regents of the University of Minnesota. All rights reserved. Distributed exclusively under license from the University of Minnesota by NCS Pearson, Inc. Portions reproduced from the MMPI-3 test booklet. Copyright © 2020 by the Regents of the University of Minnesota. All rights reserved. Portions excerpted from the *MMPI-3 Manual for Administration, Scoring, and Interpretation*. Copyright © 2020 by the Regents of the University of Minnesota. All rights reserved. Portions excerpted from the *MMPI-3 Technical Manual*. Copyright © 2020 by the Regents of the University of Minnesota. All rights reserved. Used by permission of the University of Minnesota Press.

Minnesota Multiphasic Personality Inventory and **MMPI** are registered trademarks of the University of Minnesota. **Pearson** is a trademark in the U.S. and/or other countries of Pearson Education, Inc., or its affiliate(s).

This report contains copyrighted material and trade secrets. Qualified licensees may excerpt portions of this output report, limited to the minimum text necessary to accurately describe their significant core conclusions, for incorporation into a written evaluation of the examinee, in accordance with their profession's citation standards, if any. No adaptations, translations, modifications, or special versions may be made of this report without prior written permission from the University of Minnesota Press.

[1.0 / RE1 / QG1]

MMPI-3 Validity Scales

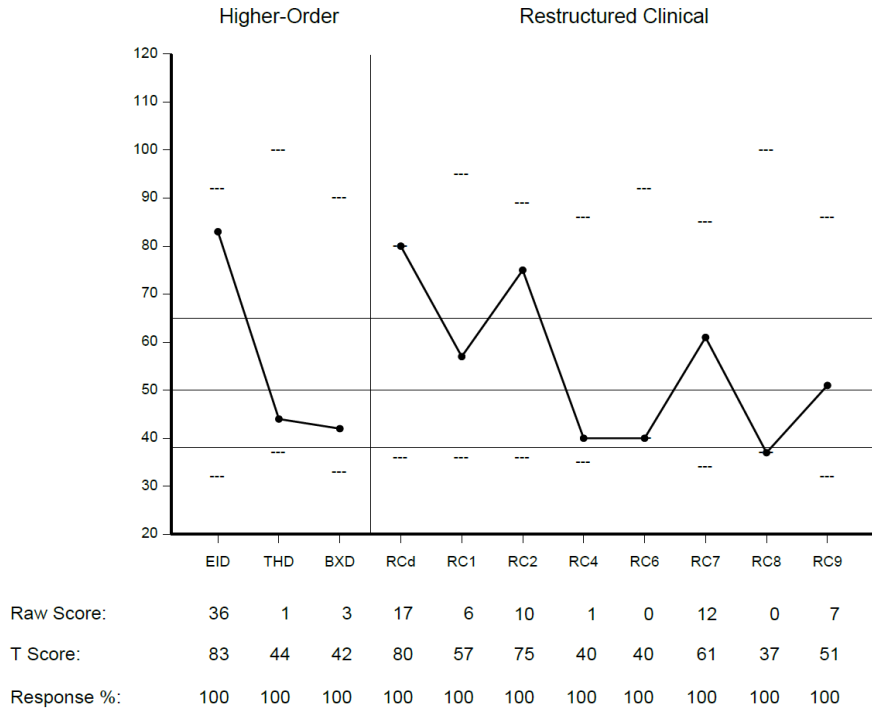


Raw Score:	5	4	14	10	2	3	12	6	4	1
T Score:	48	51	54	72	58	58	59	50	52	35
Response %:	100	100	100	100	100	100	100	100	100	100
Cannot Say (Raw):	0									

The highest and lowest T scores possible on each scale are indicated by a "---"; MMPI-3 T scores are non-gendered.

CRIN	Combined Response Inconsistency	F	Infrequent Responses	L	Uncommon Virtues
VRIN	Variable Response Inconsistency	Fp	Infrequent Psychopathology Responses	K	Adjustment Validity
TRIN	True Response Inconsistency	Fs	Infrequent Somatic Responses		
		FBS	Symptom Validity Scale		
		RBS	Response Bias Scale		

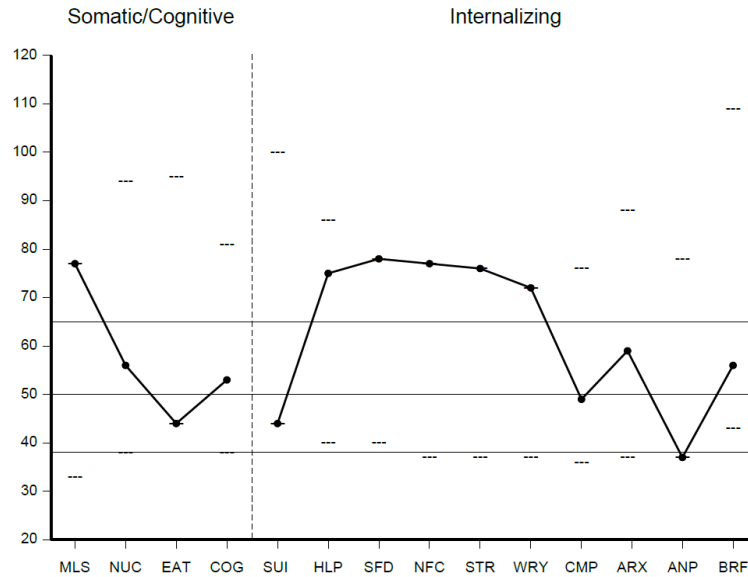
MMPI-3 Higher-Order (H-O) and Restructured Clinical (RC) Scales



The highest and lowest T scores possible on each scale are indicated by a "---"; MMPI-3 T scores are non-gendered.

EID	Emotional/Internalizing Dysfunction	RCd	Demoralization	RC6	Ideas of Persecution
THD	Thought Dysfunction	RC1	Somatic Complaints	RC7	Dysfunctional Negative Emotions
BXD	Behavioral/Externalizing Dysfunction	RC2	Low Positive Emotions	RC8	Aberrant Experiences
		RC4	Antisocial Behavior	RC9	Hypomanic Activation

MMPI-3 Somatic/Cognitive Dysfunction and Internalizing Scales

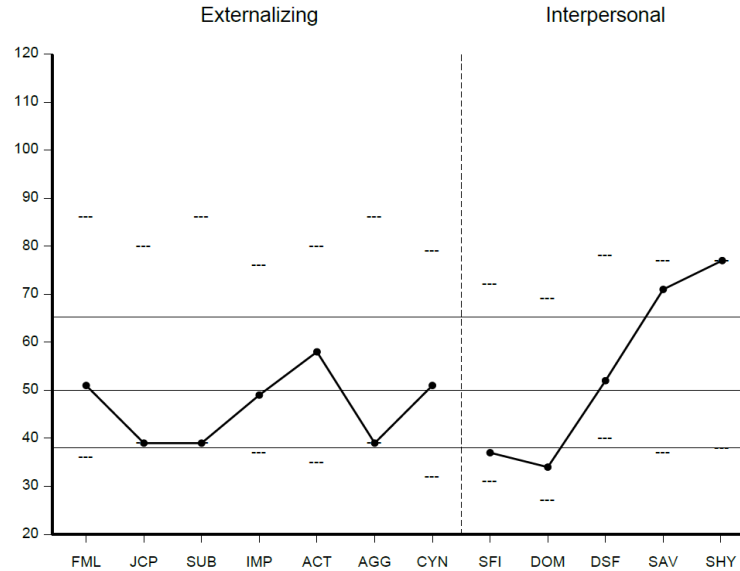


Raw Score:	7	3	0	3	0	5	7	9	6	7	3	7	0	1
T Score:	77	56	44	53	44	75	78	77	76	72	49	59	37	56
Response %:	100	100	100	100	100	100	100	100	100	100	100	100	100	100

The highest and lowest T scores possible on each scale are indicated by a "---"; MMPI-3 T scores are non-gendered.

MLS	Malaise	SUI	Suicidal/Death Ideation	WRY	Worry
NUC	Neurological Complaints	HLP	Helplessness/Hopelessness	CMP	Compulsivity
EAT	Eating Concerns	SFD	Self-Doubt	ARX	Anxiety-Related Experiences
COG	Cognitive Complaints	NFC	Inefficacy	ANP	Anger Proneness
		STR	Stress	BRF	Behavior-Restricting Fears

MMPI-3 Externalizing and Interpersonal Scales

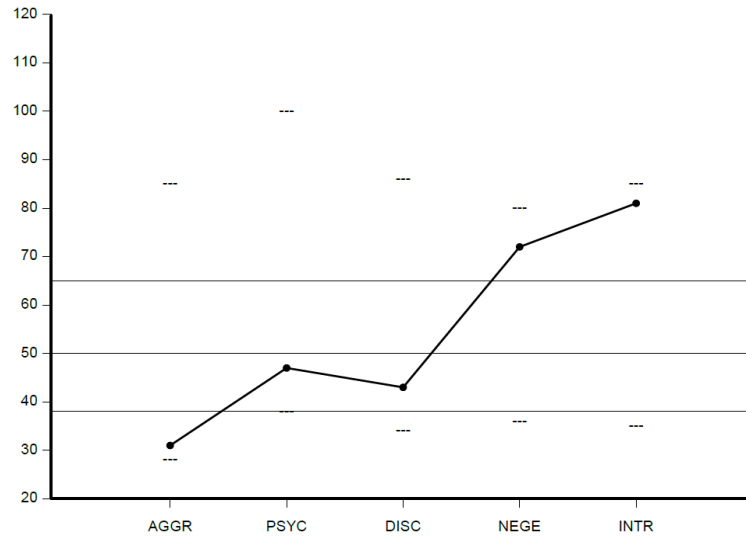


Raw Score:	3	0	0	2	5	0	8	1	1	2	8	7
T Score:	51	39	39	49	58	39	51	37	34	52	71	77
Response %:	100	100	100	100	100	100	100	100	100	100	100	100

The highest and lowest T scores possible on each scale are indicated by a "---"; MMPI-3 T scores are non-gendered.

FML	Family Problems	ACT	Activation	SFI	Self-Importance
JCP	Juvenile Conduct Problems	AGG	Aggression	DOM	Dominance
SUB	Substance Abuse	CYN	Cynicism	DSF	Disaffiliativeness
IMP	Impulsivity			SAV	Social Avoidance
				SHY	Shyness

MMPI-3 PSY-5 Scales



	AGGR	PSYC	DISC	NEGE	INTR
Raw Score:	1	1	2	13	13
T Score:	31	47	43	72	81
Response %:	100	100	100	100	100

The highest and lowest T scores possible on each scale are indicated by a "----"; MMPI-3 T scores are non-gendered.

AGGR Aggressiveness
 PSYC Psychoticism
 DISC Disconstraint
 NEGE Negative Emotionality/Neuroticism
 INTR Introversiion/Low Positive Emotionality

MMPI-3 T SCORES (BY DOMAIN)

PROTOCOL VALIDITY

Content Non-Responsiveness	0	48	51	54 T			
	CNS	CRIN	VRIN	TRIN			
Over-Reporting	72	58		58	59	50	
	F	Fp		Fs	FBS	RBS	
Under-Reporting	52	35					
	L	K					

SUBSTANTIVE SCALES

Somatic/Cognitive Dysfunction	57	77	56	44	53			
	RC1	MLS	NUC	EAT	COG			
Emotional Dysfunction	83	80	44	75	78	77		
EID		RCd	SUI	HLP	SFD	NFC		
		75	81					
		RC2	INTR					
		61	76	72	49	59	37	56
		RC7	STR	WRY	CMP	ARX	ANP	BRF
								72
								NEGE
Thought Dysfunction	44	40						
THD		RC6						
		37						
		RC8						
		47						
		PSYC						
Behavioral Dysfunction	42	40	51	39	39			
BXD		RC4	FML	JCP	SUB			
		51	49	58	39	51		
		RC9	IMP	ACT	AGG	CYN		
		43						
		DISC						
Interpersonal Functioning	37	34	31	52	71	77		
	SFI	DOM	AGGR	DSF	SAV	SHY		

Note. This information is provided to facilitate interpretation following the recommended structure for MMPI-3 interpretation in Chapter 5 of the *MMPI-3 Manual for Administration, Scoring, and Interpretation*, which provides details in the text and an outline in Table 5-1.

ITEM-LEVEL INFORMATION

Unscorable Responses

The test taker produced scorable responses to all the MMPI-3 items.

Critical Responses

Seven MMPI-3 scales—Suicidal/Death Ideation (SUI), Helplessness/Hopelessness (HLP), Anxiety-Related Experiences (ARX), Ideas of Persecution (RC6), Aberrant Experiences (RC8), Substance Abuse (SUB), and Aggression (AGG)—have been designated by the test authors as having critical item content that may require immediate attention and follow-up. Items answered by the individual in the keyed direction (True or False) on a critical scale are listed below if her T score on that scale is 65 or higher. However, any item answered in the keyed direction on SUI is listed. The percentage of the MMPI-3 normative sample that answered each item in the keyed direction is provided in parentheses following the item content.

Helplessness/Hopelessness (HLP, T Score = 75)

- 118. Making changes in my life will be almost impossible. (True, 10.9%)
- 169. The future seems hopeless to me. (True, 8.7%)
- 224. I have lost hope. (True, 4.6%)
- 238. I recognize several faults in myself that I will not be able to change. (True, 45.4%)
- 296. I have given up hope of amounting to anything. (True, 8.4%)

User-Designated Item-Level Information

The following item-level information is based on the report user's selection of additional scales, and/or of lower cutoffs for the critical scales from the previous section. Items answered by the test taker in the keyed direction (True or False) on a selected scale are listed below if her T score on that scale is at the user-designated cutoff score or higher. The percentage of the MMPI-3 normative sample that answered each item in the keyed direction is provided in parentheses following the item content.

Malaise (MLS, T Score = 77)

- 18. I feel weak all over much of the time. (True, 68.2%)
- 163. I wake up fresh and rested most mornings. (False, 47.0%)
- 174. During the past few years I have been well most of the time. (False, 16.5%)
- 202. I have never felt better in my life than I do now. (False, 59.7%)
- 247. I feel tired a good deal of the time. (True, 49.7%)
- 262. I am in just as good physical health as most of my friends. (False, 28.6%)
- 333. I do not tire quickly. (False, 43.3%)

Self-Doubt (SFD, T Score = 78)

- 17. I feel worthless. (True, 11.3%)
- 48. I am certainly lacking in self-confidence. (True, 29.4%)
- 89. I certainly feel useless at times. (True, 41.0%)
- 184. I am a burden to others. (True, 11.8%)
- 229. At times I think I am no good at all. (True, 28.7%)
- 249. I don't think my abilities amount to much. (True, 14.6%)
- 288. I often feel that I'm not as good as other people. (True, 32.0%)

Inefficacy (NFC, T Score = 77)

- 27. I have often lost out on things because I couldn't make up my mind soon enough. (True, 37.7%)
- 68. I usually have to stop and think before I act even in small matters. (True, 45.2%)
- 108. I have several times given up doing a thing because I thought too little of my ability. (True, 42.3%)
- 144. I have difficulty starting to do things. (True, 35.3%)

- 152. I feel like giving up quickly when things go wrong. (True, 23.9%)
- 198. I shrink from facing a crisis or difficulty. (True, 25.2%)
- 274. I usually have a hard time deciding what to do. (True, 29.0%)
- 299. I feel helpless when I have to make some important decisions. (True, 20.9%)
- 324. Having to make important decisions makes me nervous. (True, 40.2%)

Stress (STR, T Score = 76)

- 8. I function well under stress. (False, 31.7%)
- 73. I believe I am no more nervous than most others. (False, 26.7%)
- 112. Other people are not as easily stressed as I am. (True, 30.9%)
- 128. I am easily stressed out. (True, 31.6%)
- 167. It makes me nervous to have to wait. (True, 31.9%)
- 234. I am not feeling much pressure or stress these days. (False, 58.8%)

Worry (WRY, T Score = 72)

- 29. I am likely to feel disappointments so strongly that I can't put them out of my mind. (True, 42.5%)
- 98. I often worry about terrible things that might happen. (True, 26.3%)
- 123. I worry quite a bit over possible misfortunes. (True, 40.6%)
- 232. I often lose sleep over worries. (True, 31.1%)
- 286. I often worry about something more than I should. (True, 54.0%)
- 309. I worry a great deal over money. (True, 57.8%)
- 335. I frequently find myself worrying about something. (True, 50.9%)

Social Avoidance (SAV, T Score = 71)

- 20. I am a very sociable person. (False, 27.2%)
- 37. I like to go to social events where there is lots of loud fun. (False, 53.1%)
- 57. I enjoy social gatherings just to be with people. (False, 24.1%)
- 94. I do not mind meeting strangers. (False, 14.8%)
- 107. I enjoy the excitement of a crowd. (False, 45.7%)
- 153. My worries seem to disappear when I get into a crowd of lively friends. (False, 37.4%)
- 201. I like parties. (False, 26.7%)
- 278. Whenever possible I avoid being in a crowd. (True, 41.5%)

Shyness (SHY, T Score = 77)

- 35. I frequently have to fight against showing that I am bashful. (True, 18.8%)
- 44. I find it hard to talk when I meet new people. (True, 27.8%)
- 90. I am easily embarrassed. (True, 29.1%)
- 114. I wish I were not so shy. (True, 38.0%)
- 177. I am likely not to speak to people until they speak to me. (True, 38.6%)
- 225. In school I found it very hard to talk in front of the class. (True, 52.2%)
- 295. I have no dread of going into a room by myself where other people have already gathered and are talking. (False, 32.3%)

End of Report

MMPI-3 Case Illustrations

- Mr. S
 - ▣ 26 year old, single, man
 - ▣ Presented at mental health outpatient center at the insistence of his employer
 - ▣ Referral made following co-workers' complaints about Mr. S's increasingly erratic behavior during weeks leading to the evaluation
 - ▣ Intake worker reported that Mr. S's presentation included a very labile mood, ranging from elation to tearfulness, pressured speech and agitation, and difficulty maintaining attention and concentration

MMPI-3 Case Illustrations

- Mr. S
 - ▣ During intake interview, Mr. S. acknowledged experiencing suicidal ideation, but denied having any specific plans or desire to harm himself or others
 - ▣ His father died by suicide 10 years prior to the current evaluation, following years of outpatient and occasional inpatient treatment for “manic depression”



Minnesota Multiphasic Personality Inventory®-3

Score Report

MMPI®-3

Minnesota Multiphasic Personality Inventory®-3

Yossef S. Ben-Porath, PhD, & Auke Tellegen, PhD

ID Number:	Mr. S
Age:	26
Gender:	Male
Marital Status:	Never Married
Years of Education:	16
Date Assessed:	06/21/2019

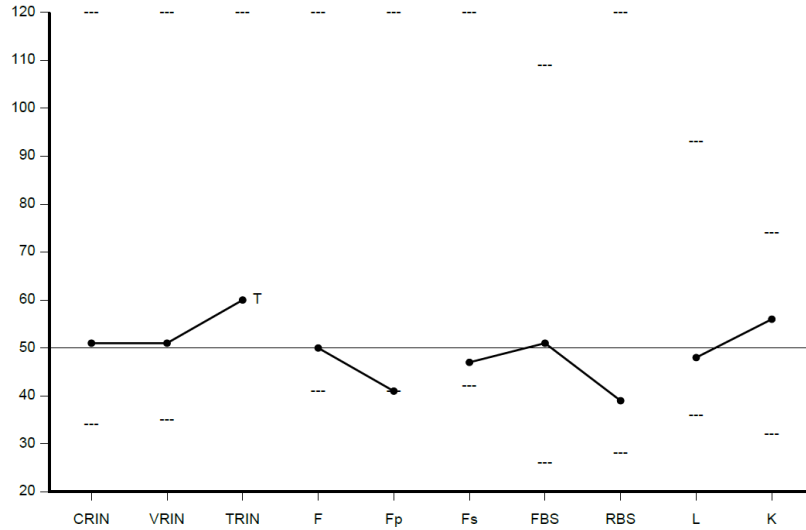
Copyright © 2020 by the Regents of the University of Minnesota. All rights reserved. Distributed exclusively under license from the University of Minnesota by NCS Pearson, Inc. Portions reproduced from the MMPI-3 test booklet. Copyright © 2020 by the Regents of the University of Minnesota. All rights reserved. Portions excerpted from the *MMPI-3 Manual for Administration, Scoring, and Interpretation*. Copyright © 2020 by the Regents of the University of Minnesota. All rights reserved. Portions excerpted from the *MMPI-3 Technical Manual*. Copyright © 2020 by the Regents of the University of Minnesota. All rights reserved. Used by permission of the University of Minnesota Press.

Minnesota Multiphasic Personality Inventory and **MMPI** are registered trademarks of the University of Minnesota. **Pearson** is a trademark in the U.S. and/or other countries of Pearson Education, Inc., or its affiliate(s).

This report contains copyrighted material and trade secrets. Qualified licensees may excerpt portions of this output report, limited to the minimum text necessary to accurately describe their significant core conclusions, for incorporation into a written evaluation of the examinee, in accordance with their profession's citation standards, if any. No adaptations, translations, modifications, or special versions may be made of this report without prior written permission from the University of Minnesota Press.

[1.0 / RE1 / QG1]

MMPI-3 Validity Scales

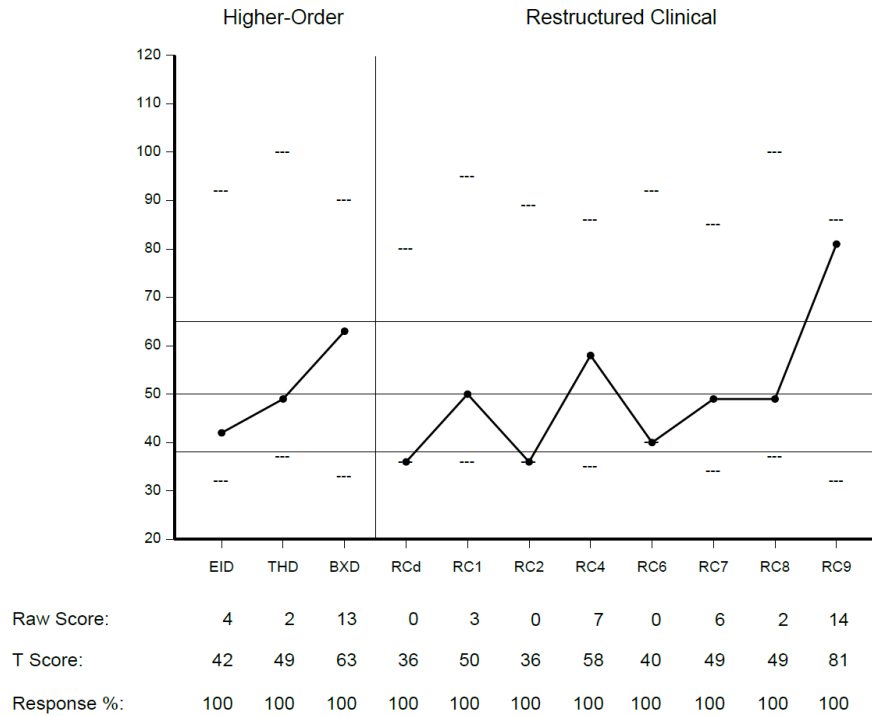


Raw Score:	6	4	15	3	0	1	9	3	3	8
T Score:	51	51	60 ^T	50	41	47	51	39	48	56
Response %:	100	100	100	100	100	100	100	100	100	100
Cannot Say (Raw):	0									

The highest and lowest T scores possible on each scale are indicated by a "---"; MMPI-3 T scores are non-gendered.

CRIN	Combined Response Inconsistency	F	Infrequent Responses	L	Uncommon Virtues
VRIN	Variable Response Inconsistency	Fp	Infrequent Psychopathology Responses	K	Adjustment Validity
TRIN	True Response Inconsistency	Fs	Infrequent Somatic Responses		
		FBS	Symptom Validity Scale		
		RBS	Response Bias Scale		

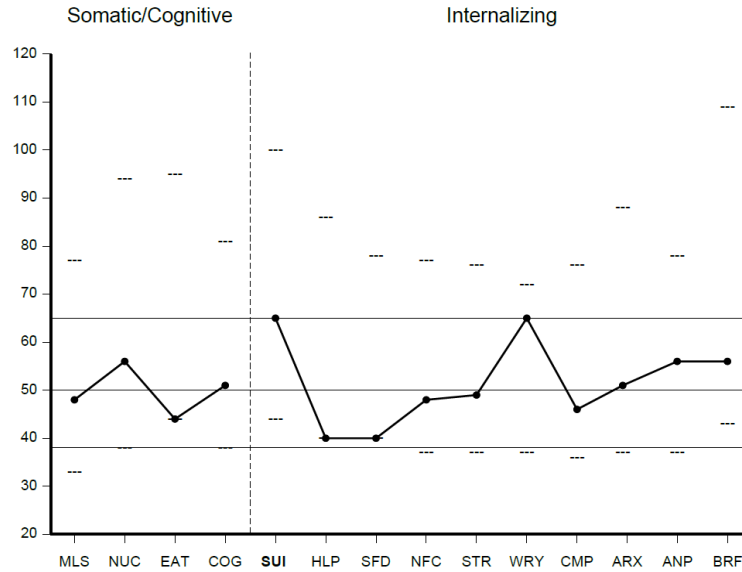
MMPI-3 Higher-Order (H-O) and Restructured Clinical (RC) Scales



The highest and lowest T scores possible on each scale are indicated by a "---"; MMPI-3 T scores are non-gendered.

EID Emotional/Internalizing Dysfunction	RCd Demoralization	RC6 Ideas of Persecution
THD Thought Dysfunction	RC1 Somatic Complaints	RC7 Dysfunctional Negative Emotions
BXD Behavioral/Externalizing Dysfunction	RC2 Low Positive Emotions	RC8 Aberrant Experiences
	RC4 Antisocial Behavior	RC9 Hypomanic Activation

MMPI-3 Somatic/Cognitive Dysfunction and Internalizing Scales

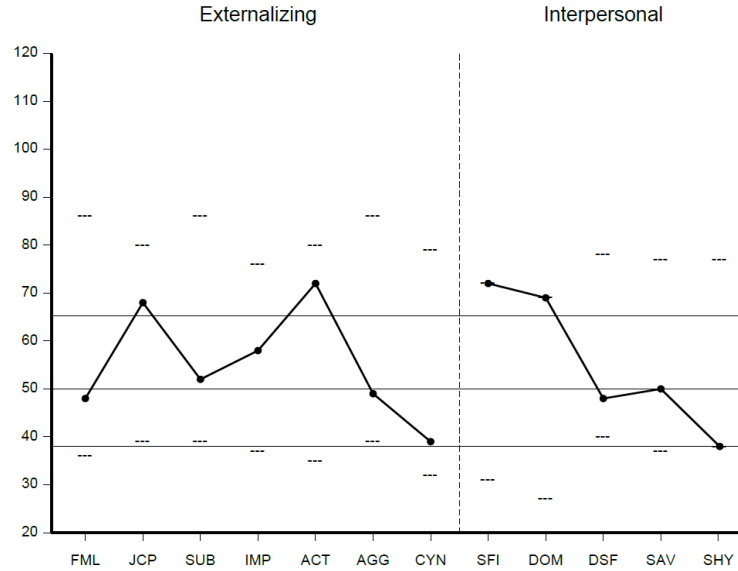


Raw Score:	3	3	0	2	2	0	0	2	2	6	2	3	6	1
T Score:	48	56	44	51	65	40	40	48	49	65	46	51	56	56
Response %:	100	100	100	100	100	100	100	100	100	100	100	100	100	100

The highest and lowest T scores possible on each scale are indicated by a "---"; MMPI-3 T scores are non-gendered.

MLS	Malaise	SUI	Suicidal/Death Ideation	WRY	Worry
NUC	Neurological Complaints	HLP	Helplessness/Hopelessness	CMP	Compulsivity
EAT	Eating Concerns	SFD	Self-Doubt	ARX	Anxiety-Related Experiences
COG	Cognitive Complaints	NFC	Inefficacy	ANP	Anger Proneness
		STR	Stress	BRF	Behavior-Restricting Fears

MMPI-3 Externalizing and Interpersonal Scales

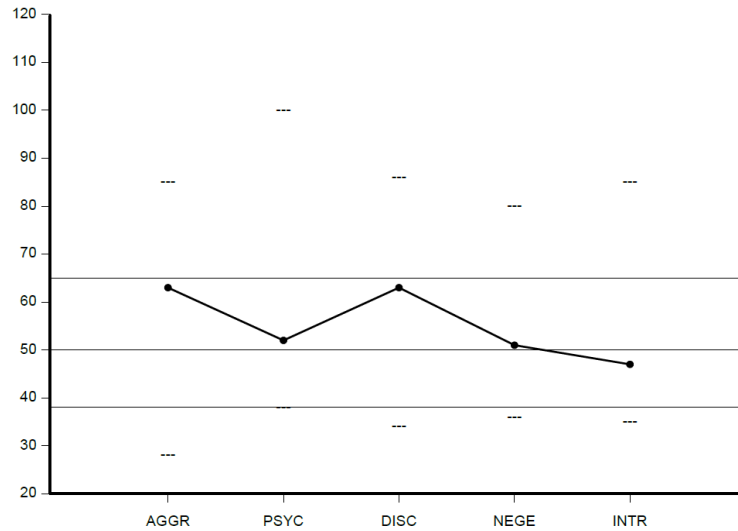


Raw Score:	2	5	2	4	7	1	2	10	9	1	3	0
T Score:	48	68	52	58	72	49	39	72	69	48	50	38
Response %:	100	100	100	100	100	100	100	100	100	100	100	100

The highest and lowest T scores possible on each scale are indicated by a "---"; MMPI-3 T scores are non-gendered.

FML	Family Problems	ACT	Activation	SFI	Self-Importance
JCP	Juvenile Conduct Problems	AGG	Aggression	DOM	Dominance
SUB	Substance Abuse	CYN	Cynicism	DSF	Disaffiliativeness
IMP	Impulsivity			SAV	Social Avoidance
				SHY	Shyness

MMPI-3 PSY-5 Scales



Raw Score:	11	2	11	6	3
T Score:	63	52	63	51	47
Response %:	100	100	100	100	100

The highest and lowest T scores possible on each scale are indicated by a "----"; MMPI-3 T scores are non-gendered.

AGGR Aggressiveness
 PSYC Psychoticism
 DISC Disconstraint
 NEGE Negative Emotionality/Neuroticism
 INTR Introversion/Low Positive Emotionality

MMPI-3 T SCORES (BY DOMAIN)

PROTOCOL VALIDITY

Content Non-Responsiveness	0	51	51	60 T			
	CNS	CRIN	VRIN	TRIN			
Over-Reporting	50	41		47	51	39	
	F	Fp		Fs	FBS	RBS	
Under-Reporting	48	56					
	L	K					

SUBSTANTIVE SCALES

Somatic/Cognitive Dysfunction	50	48	56	44	51			
	RC1	MLS	NUC	EAT	COG			
Emotional Dysfunction	42	36	65	40	40	48		
EID	RCd	SUI	HLP	SFD	NFC			
	36	47						
	RC2	INTR						
	49	49	65	46	51	56	56	51
	RC7	STR	WRY	CMP	ARX	ANP	BRF	NEGE
Thought Dysfunction	49	40						
THD	RC6							
	49							
	RC8							
	52							
	PSYC							
Behavioral Dysfunction	63	58	48	68	52			
BXD	RC4	FML	JCP	SUB				
	81	58	72	49	39			
	RC9	IMP	ACT	AGG	CYN			
	63							
	DISC							
Interpersonal Functioning	72	69	63	48	50	38		
	SFI	DOM	AGGR	DSF	SAV	SHY		

Note. This information is provided to facilitate interpretation following the recommended structure for MMPI-3 interpretation in Chapter 5 of the *MMPI-3 Manual for Administration, Scoring, and Interpretation*, which provides details in the text and an outline in Table 5-1.

ITEM-LEVEL INFORMATION

Unscorable Responses

The test taker produced scorable responses to all the MMPI-3 items.

Critical Responses

Seven MMPI-3 scales—Suicidal/Death Ideation (SUI), Helplessness/Hopelessness (HLP), Anxiety-Related Experiences (ARX), Ideas of Persecution (RC6), Aberrant Experiences (RC8), Substance Abuse (SUB), and Aggression (AGG)—have been designated by the test authors as having critical item content that may require immediate attention and follow-up. Items answered by the individual in the keyed direction (True or False) on a critical scale are listed below if his T score on that scale is 65 or higher. However, any item answered in the keyed direction on SUI is listed. The percentage of the MMPI-3 normative sample that answered each item in the keyed direction is provided in parentheses following the item content.

Suicidal/Death Ideation (SUI, T Score = 65)

- 38. I've thought about how I might kill myself. (True, 22.2%)
- 251. No one knows it but I have tried to kill myself. (True, 10.1%)

User-Designated Item-Level Information

The following item-level information is based on the report user's selection of additional scales, and/or of lower cutoffs for the critical scales from the previous section. Items answered by the test taker in the keyed direction (True or False) on a selected scale are listed below if his T score on that scale is at the user-designated cutoff score or higher. The percentage of the MMPI-3 normative sample that answered each item in the keyed direction is provided in parentheses following the item content.

Hypomanic Activation (RC9, T Score = 81)

- 3. I often do things on the spur of the moment. (True, 58.5%)
- 39. I often act quickly without thinking things through. (True, 30.3%)
- 61. I have never done anything dangerous for the thrill of it. (False, 63.6%)
- 72. At times my thoughts have raced ahead faster than I could speak them. (True, 71.2%)
- 82. I've done things on impulse that ended up causing me trouble. (True, 50.1%)
- 131. When I get bored I like to stir up a little excitement. (True, 37.8%)
- 155. I get mad easily and then get over it soon. (True, 35.3%)
- 166. Sometimes without any reason or even when things are going wrong I feel excitedly happy, "on top of the world." (True, 37.3%)
- 181. Once a week or oftener I become very excited. (True, 39.8%)
- 207. I have periods in which I feel unusually cheerful without any special reason. (True, 45.7%)
- 219. Sometimes I become so excited that I find it hard to get to sleep. (True, 49.0%)
- 259. I often act on impulse. (True, 32.2%)
- 267. I have had periods when I felt so full of energy that sleep did not seem necessary for days at a time. (True, 15.8%)
- 285. At times I can't seem to stop talking. (True, 28.0%)

Activation (ACT, T Score = 72)

- 72. At times my thoughts have raced ahead faster than I could speak them. (True, 71.2%)
- 166. Sometimes without any reason or even when things are going wrong I feel excitedly happy, "on top of the world." (True, 37.3%)
- 181. Once a week or oftener I become very excited. (True, 39.8%)
- 207. I have periods in which I feel unusually cheerful without any special reason. (True, 45.7%)
- 219. Sometimes I become so excited that I find it hard to get to sleep. (True, 49.0%)
- 267. I have had periods when I felt so full of energy that sleep did not seem necessary for days at a time. (True, 15.8%)

285. At times I can't seem to stop talking. (True, 28.0%)

Self-Importance (SFI, T Score = 72)

- 4. I have very special talents that few others have. (True, 45.4%)
- 11. I have many brilliant ideas. (True, 63.2%)
- 47. I think I'm an extraordinary person. (True, 58.8%)
- 62. I am an important person. (True, 70.3%)
- 91. I am a very ordinary person. (False, 46.2%)
- 182. I am entirely self-confident. (True, 49.8%)
- 188. I have special abilities. (True, 48.8%)
- 239. If given the chance I would make a good leader of people. (True, 74.5%)
- 284. I think I'm a pretty special person. (True, 65.2%)
- 326. I have some outstanding qualities. (True, 83.3%)

Dominance (DOM, T Score = 69)

- 24. I am easily defeated in an argument. (False, 85.2%)
- 60. I frequently find it necessary to stand up for what I think is right. (True, 78.7%)
- 104. I strongly defend my own opinions as a rule. (True, 68.8%)
- 147. I like to let people know where I stand on things. (True, 74.7%)
- 197. I am usually very direct with people I am trying to correct or improve. (True, 74.3%)
- 276. When people do something that makes me angry, I let them know how I feel about it. (True, 60.7%)
- 300. I would not be a good leader. (False, 80.6%)
- 302. I like making decisions and assigning jobs to others. (True, 66.5%)
- 327. I am often inclined to go out of my way to win a point with someone who has opposed me. (True, 39.8%)

End of Report

MMPI-3 Case Illustrations

- Mr. A
 - ▣ 42 year old, divorced, man
 - ▣ Assessed at intake to a crisis intervention unit
 - ▣ Brought to the facility by local law enforcement, after his father reported that Mr. A had become paranoid and was threatening to harm family members, whom he believed were plotting to kill him
 - ▣ Long-established diagnosis of Schizophrenia with paranoid features

MMPI-3 Case Illustrations

- Mr. A
 - ▣ Several prior hospitalizations, typically following discontinuation of medication and resulting exacerbation
 - ▣ Unemployed most of his adult life
 - ▣ Living with elderly parents
 - ▣ Married for a short time during his early 20s
 - ▣ Wife sought dissolution after Mr. A began showing early signs of his mental illness
 - ▣ No children

MMPI-3 Case Illustrations

- Mr. A
 - ▣ At intake, described as presenting with paranoid delusional beliefs and possibly responding to internal stimuli
 - ▣ Also demonstrated signs of disorganized thinking, frequently losing his train of thought
 - ▣ Speech marked by clang associations



Minnesota Multiphasic Personality Inventory®-3

Score Report

MMPI®-3

Minnesota Multiphasic Personality Inventory®-3

Yossef S. Ben-Porath, PhD, & Auke Tellegen, PhD

ID Number:	Mr. A
Age:	42
Gender:	Male
Marital Status:	Divorced
Years of Education:	11
Date Assessed:	06/21/2019

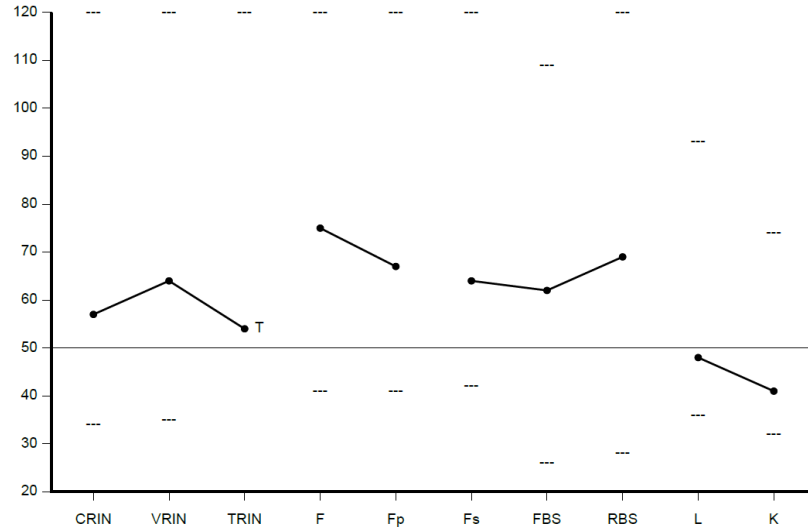
Copyright © 2020 by the Regents of the University of Minnesota. All rights reserved. Distributed exclusively under license from the University of Minnesota by NCS Pearson, Inc. Portions reproduced from the MMPI-3 test booklet. Copyright © 2020 by the Regents of the University of Minnesota. All rights reserved. Portions excerpted from the *MMPI-3 Manual for Administration, Scoring, and Interpretation*. Copyright © 2020 by the Regents of the University of Minnesota. All rights reserved. Portions excerpted from the *MMPI-3 Technical Manual*. Copyright © 2020 by the Regents of the University of Minnesota. All rights reserved. Used by permission of the University of Minnesota Press.

Minnesota Multiphasic Personality Inventory and **MMPI** are registered trademarks of the University of Minnesota. **Pearson** is a trademark in the U.S. and/or other countries of Pearson Education, Inc., or its affiliate(s).

This report contains copyrighted material and trade secrets. Qualified licensees may excerpt portions of this output report, limited to the minimum text necessary to accurately describe their significant core conclusions, for incorporation into a written evaluation of the examinee, in accordance with their profession's citation standards, if any. No adaptations, translations, modifications, or special versions may be made of this report without prior written permission from the University of Minnesota Press.

[1.0 / RE1 / QG1]

MMPI-3 Validity Scales

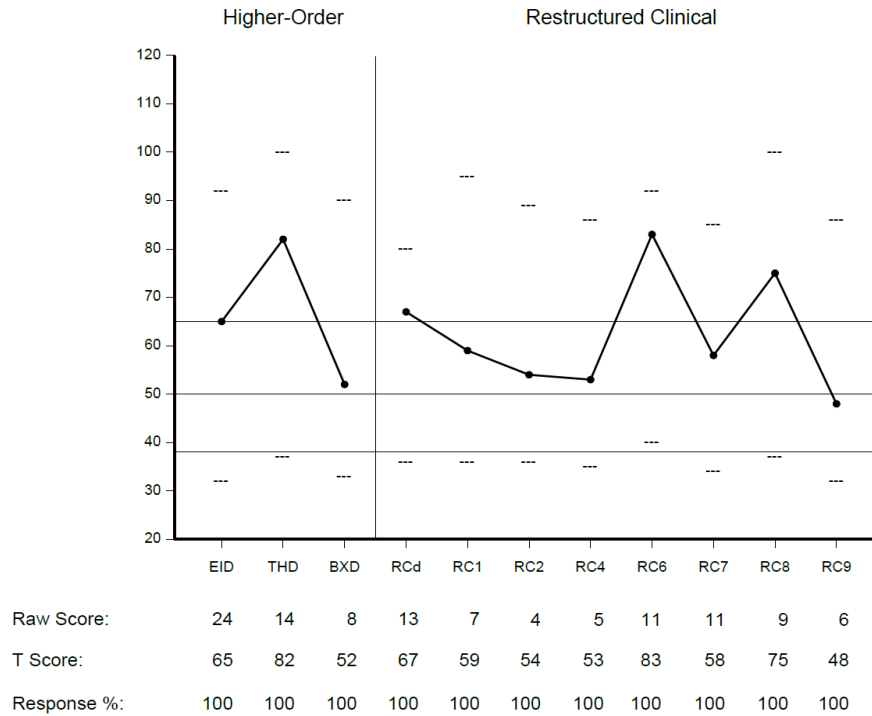


Raw Score:	8	7	14	11	3	4	13	11	3	3
T Score:	57	64	54	75	67	64	62	69	48	41
Response %:	100	100	100	100	100	100	100	100	100	100
Cannot Say (Raw):	0									

The highest and lowest T scores possible on each scale are indicated by a "---"; MMPI-3 T scores are non-gendered.

CRIN	Combined Response Inconsistency	F	Infrequent Responses	L	Uncommon Virtues
VRIN	Variable Response Inconsistency	Fp	Infrequent Psychopathology Responses	K	Adjustment Validity
TRIN	True Response Inconsistency	Fs	Infrequent Somatic Responses		
		FBS	Symptom Validity Scale		
		RBS	Response Bias Scale		

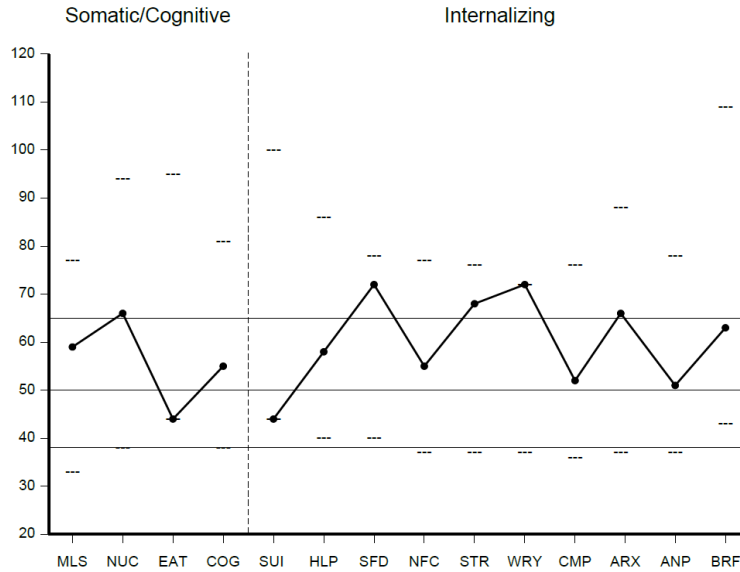
MMPI-3 Higher-Order (H-O) and Restructured Clinical (RC) Scales



The highest and lowest T scores possible on each scale are indicated by a "---"; MMPI-3 T scores are non-gendered.

EID	Emotional/Internalizing Dysfunction	RCd	Demoralization	RC6	Ideas of Persecution
THD	Thought Dysfunction	RC1	Somatic Complaints	RC7	Dysfunctional Negative Emotions
BXD	Behavioral/Externalizing Dysfunction	RC2	Low Positive Emotions	RC8	Aberrant Experiences
		RC4	Antisocial Behavior	RC9	Hypomanic Activation

MMPI-3 Somatic/Cognitive Dysfunction and Internalizing Scales

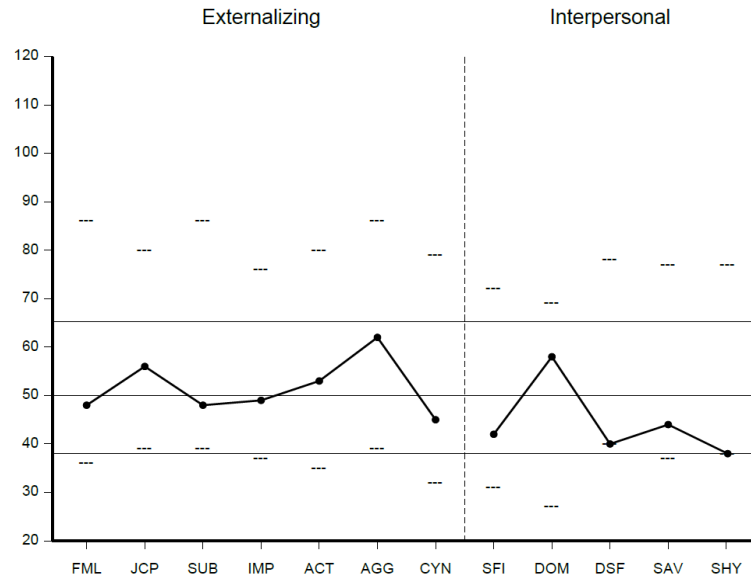


Raw Score:	5	5	0	5	0	2	6	5	5	7	4	9	3	2
T Score:	59	66	44	55	44	58	72	55	68	72	52	66	51	63
Response %:	100	100	100	100	100	100	100	100	100	100	100	100	100	100

The highest and lowest T scores possible on each scale are indicated by a "---"; MMPI-3 T scores are non-gendered.

MLS	Malaise	SUI	Suicidal/Death Ideation	WRY	Worry
NUC	Neurological Complaints	HLP	Helplessness/Hopelessness	CMP	Compulsivity
EAT	Eating Concerns	SFD	Self-Doubt	ARX	Anxiety-Related Experiences
COG	Cognitive Complaints	NFC	Inefficacy	ANP	Anger Proneness
		STR	Stress	BRF	Behavior-Restricting Fears

MMPI-3 Externalizing and Interpersonal Scales

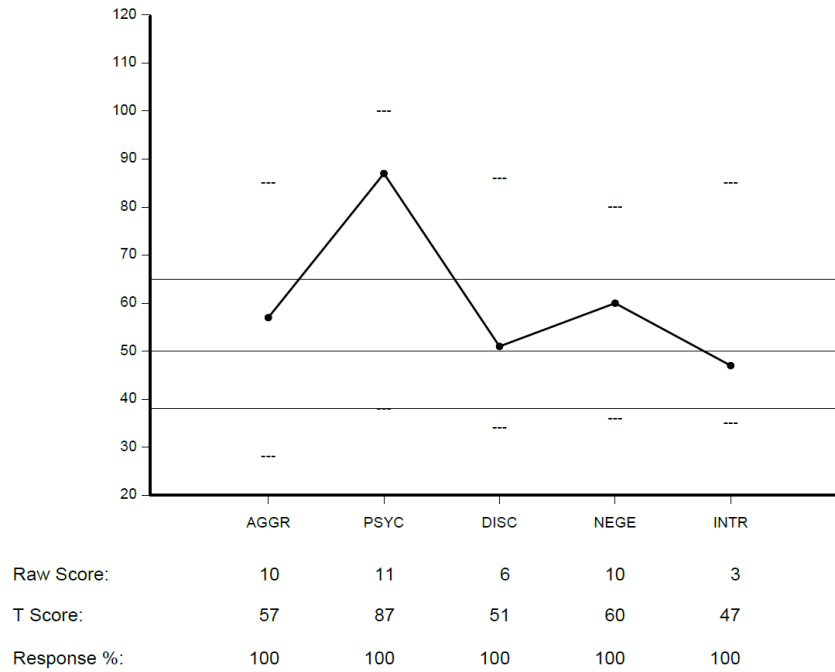


Raw Score:	2	3	1	2	4	3	5	3	8	0	1	0
T Score:	48	56	48	49	53	62	45	42	58	40	44	38
Response %:	100	100	100	100	100	100	100	100	100	100	100	100

The highest and lowest T scores possible on each scale are indicated by a "---"; MMPI-3 T scores are non-gendered.

FML	Family Problems	ACT	Activation	SFI	Self-Importance
JCP	Juvenile Conduct Problems	AGG	Aggression	DOM	Dominance
SUB	Substance Abuse	CYN	Cynicism	DSF	Disaffiliativeness
IMP	Impulsivity			SAV	Social Avoidance
				SHY	Shyness

MMPI-3 PSY-5 Scales



The highest and lowest T scores possible on each scale are indicated by a "---"; MMPI-3 T scores are non-gendered.

AGGR Aggressiveness
 PSYC Psychoticism
 DISC Disconstraint
 NEGE Negative Emotionality/Neuroticism
 INTR Introversion/Low Positive Emotionality

MMPI-3 T SCORES (BY DOMAIN)

PROTOCOL VALIDITY

Content Non-Responsiveness	0	57	64	54 T			
	CNS	CRIN	VRIN	TRIN			
Over-Reporting	75	67		64	62	69	
	F	Fp		Fs	FBS	RBS	
Under-Reporting	48	41					
	L	K					

SUBSTANTIVE SCALES

Somatic/Cognitive Dysfunction	59	59	66	44	55			
	RC1	MLS	NUC	EAT	COG			
Emotional Dysfunction	65	67	44	58	72	55		
	EID	RCd	SUI	HLP	SFD	NFC		
		54	47					
		RC2	INTR					
		58	68	72	52	66	51	63
		RC7	STR	WRY	CMP	ARX	ANP	BRF
								60
								NEGE
Thought Dysfunction	82	83						
	THD	RC6						
		75						
		RC8						
		87						
		PSYC						
Behavioral Dysfunction	52	53	48	56	48			
	BXD	RC4	FML	JCP	SUB			
		48	49	53	62	45		
		RC9	IMP	ACT	AGG	CYN		
		51						
		DISC						
Interpersonal Functioning	42	58	57	40	44	38		
		SFI	DOM	AGGR	DSF	SAV	SHY	

Note. This information is provided to facilitate interpretation following the recommended structure for MMPI-3 interpretation in Chapter 5 of the *MMPI-3 Manual for Administration, Scoring, and Interpretation*, which provides details in the text and an outline in Table 5-1.

ITEM-LEVEL INFORMATION

Unscorable Responses

The test taker produced scorable responses to all the MMPI-3 items.

Critical Responses

Seven MMPI-3 scales—Suicidal/Death Ideation (SUI), Helplessness/Hopelessness (HLP), Anxiety-Related Experiences (ARX), Ideas of Persecution (RC6), Aberrant Experiences (RC8), Substance Abuse (SUB), and Aggression (AGG)—have been designated by the test authors as having critical item content that may require immediate attention and follow-up. Items answered by the individual in the keyed direction (True or False) on a critical scale are listed below if his T score on that scale is 65 or higher. However, any item answered in the keyed direction on SUI is listed. The percentage of the MMPI-3 normative sample that answered each item in the keyed direction is provided in parentheses following the item content.

Anxiety-Related Experiences (ARX, T Score = 66)

- 26. My anxiety sometimes gets out of control. (True, 31.2%)
- 146. Almost every day something happens to frighten me. (True, 4.7%)
- 228. I feel anxiety about something or someone almost all the time. (True, 26.0%)
- 235. I sometimes relive bad experiences. (True, 41.7%)
- 244. My heart sometimes starts racing for no apparent reason. (True, 14.9%)
- 252. I am an anxious person. (True, 35.8%)
- 275. Several times a week I feel as if something dreadful is about to happen. (True, 8.6%)
- 287. A sudden noise will often startle me. (True, 39.8%)
- 289. I have often been frightened in the middle of the night. (True, 15.2%)

Ideas of Persecution (RC6, T Score = 83)

- 71. I believe I am being plotted against. (True, 2.9%)
- 92. I believe I am being followed. (True, 1.4%)
- 109. I feel that I have often been punished without cause. (True, 26.7%)
- 165. People do things just to make me look bad. (True, 7.8%)
- 194. I am sure I am being talked about. (True, 30.9%)
- 212. I have no enemies who really wish to harm me. (False, 16.4%)
- 233. People say insulting and vulgar things about me. (True, 11.9%)
- 241. Some people are against me for no good reason. (True, 12.1%)
- 254. Some people will be pleased if I fail. (True, 19.0%)
- 264. Someone has it in for me. (True, 5.6%)
- 310. People are not very kind to me. (True, 7.7%)

Aberrant Experiences (RC8, T Score = 75)

- 36. I have had very peculiar and strange experiences. (True, 38.0%)
- 85. I have never seen a vision. (False, 36.5%)
- 122. I have had attacks when I could not control my movements or speech but knew what was going on around me. (True, 5.9%)
- 161. Bad words, often terrible words, come into my mind and I cannot get rid of them. (True, 12.7%)
- 199. Peculiar odors come to me at times. (True, 18.2%)
- 240. I often feel as if things are not real. (True, 11.2%)
- 273. I hear strange things when I am alone. (True, 5.7%)
- 311. Sometimes I am sure that other people can tell what I am thinking. (True, 17.1%)
- 330. I sometimes seem to hear my thoughts being spoken out loud. (True, 12.5%)

User-Designated Item-Level Information

The following item-level information is based on the report user's selection of additional scales, and/or of lower cutoffs for the critical scales from the previous section. Items answered by the test taker in the keyed direction (True or False) on a selected scale are listed below if his T score on that scale is at the user-designated cutoff score or higher. The percentage of the MMPI-3 normative sample that answered each item in the keyed direction is provided in parentheses following the item content.

Demoralization (RCd, T Score = 67)

- 17. I feel worthless. (True, 11.3%)
- 22. I wish I could be as happy as others seem to be. (True, 44.5%)
- 30. Most of the time I feel blue. (True, 14.9%)
- 48. I am certainly lacking in self-confidence. (True, 29.4%)
- 89. I certainly feel useless at times. (True, 41.0%)
- 105. I am happy most of the time. (False, 15.7%)
- 152. I feel like giving up quickly when things go wrong. (True, 23.9%)
- 158. Life is a strain for me much of the time. (True, 21.9%)
- 187. I have sometimes felt that difficulties were piling up so high that I could not overcome them. (True, 58.0%)
- 204. Even when I am with people I feel lonely much of the time. (True, 27.8%)
- 217. I very seldom have spells of the blues. (False, 46.0%)
- 260. I sometimes feel that I am about to go to pieces. (True, 25.7%)
- 288. I often feel that I'm not as good as other people. (True, 32.0%)

Self-Doubt (SFD, T Score = 72)

- 17. I feel worthless. (True, 11.3%)
- 48. I am certainly lacking in self-confidence. (True, 29.4%)
- 89. I certainly feel useless at times. (True, 41.0%)
- 184. I am a burden to others. (True, 11.8%)
- 249. I don't think my abilities amount to much. (True, 14.6%)
- 288. I often feel that I'm not as good as other people. (True, 32.0%)

Stress (STR, T Score = 68)

- 8. I function well under stress. (False, 31.7%)
- 73. I believe I am no more nervous than most others. (False, 26.7%)
- 112. Other people are not as easily stressed as I am. (True, 30.9%)
- 167. It makes me nervous to have to wait. (True, 31.9%)
- 234. I am not feeling much pressure or stress these days. (False, 58.8%)

Worry (WRY, T Score = 72)

- 29. I am likely to feel disappointments so strongly that I can't put them out of my mind. (True, 42.5%)
- 98. I often worry about terrible things that might happen. (True, 26.3%)
- 123. I worry quite a bit over possible misfortunes. (True, 40.6%)
- 232. I often lose sleep over worries. (True, 31.1%)
- 286. I often worry about something more than I should. (True, 54.0%)
- 309. I worry a great deal over money. (True, 57.8%)
- 335. I frequently find myself worrying about something. (True, 50.9%)

Behavior-Restricting Fears (BRF, T Score = 63)

- 135. I am often afraid of the dark. (True, 10.8%)
- 151. Dirt frightens or disgusts me. (True, 9.1%)

End of Report



Q&A



New Norms?

- Why was a new version of the MMPI needed?
- MMPI dates from 1940s.
- MMPI-II Revision in 1989 based on norms from 1980s.
- MMPI-II-RF used the old norms and reduced the content and altered the structure but norms were out of date in 2002.
- 40 years on the population has changed

How do you begin to interpret the new MMPI-III?

- Guidelines, Normative Comparison group?
- Protocol Validity
- Cannot say? Validity measures? Over-Reporting, Under-Reporting
- Substantive scales
- Higher-Order scales?
- Clinical Scale Elevations? Specific Problems?
- Diagnostic & Treatment?