

## INTRODUCTION TO 2017 GRADUATE SURVEY



Graduates of the Class of 2017 were surveyed throughout the past year by Wittenberg Career Services using The Outcomes Survey online tool, as used by the National Association of Colleges and Employers (NACE) and facilitates easier reporting for national statistical data collection.

In keeping with the high placement rates of past Wittenberg University graduating classes, the Class of 2017 has a placement rate of 98.69% as defined by the number of those working full-time, enrolled in a post-baccalaureate program, or volunteer/military service; this data was based on both direct response from graduates (117 respondents - 30.87% rate) as well as exhaustive searches of valid sources of information leading to a Knowledge Rate of 80.74%.

Of the 98.69% classified with positive outcomes, 77.78% reported or were found to be employed and 20.92% enrolled in graduate school. Of the small percentage not falling into the placement category, the majority (three out of four graduates reporting) were awaiting acceptance into a graduate program.

The Class of 2017 graduates pursuing graduate degrees overwhelmingly entered health-care related fields, representing a clear 50% of all graduate program enrollment. Top employers for 2017 graduates were AmeriCorps (3), Reynolds and Reynolds (4), Teach for America (4), TEKsystems (3), Wright Patterson Air Force Base (3), Wittenberg University (4).

The overall average salary was \$31,401.59, with a median of \$32,000.00 and high of \$58,000.00. The highest average salary for an academic program was \$55,000.00 in the Financial Economics major; Marketing majors reported 13.64% bonuses between \$500 and \$12,500.

Career Services is pleased to bring this information to you and welcomes any input or response you have to this report!

Sincerely,

A handwritten signature in black ink, appearing to read "Wendy S. Smiseck", with a stylized flourish at the end.

Wendy S. Smiseck

Director, Career Services

**EMPLOYER AND JOB TITLE LISTING FOR THE CLASS OF 2017**

<b>Employer Name</b>	<b>Job Title</b>
ACCEL Schools	Teacher
AAA Ohio Auto Club	Travel Consultant
Advanced Testing Laboratory	Cell Biologist
Advanced Testing Laboratory	Cellular Biologist
Adventures of the Great Miami	Operations Manager
AFLAC	Benefits Coordinator
AFN LLC	Assistant Carrier Sales Representative
Aldi Foods	District Manager
Alpha Delta Pi Sorority	Leadership Consultant
AmeriCorps Promise Neighborhood	AmeriCorps VISTA
Art Design Consultants	Project Manager
Arthur Morgan Institute for Community Solutions	Sustainable Community Systems Analyst
Aspect Marketing and Communications, Inc.	Marketing Associate
ASSYST	Python Developer
BeechAcres Parenting Center	Therapeutic Service Provider
Big Brothers Big Sisters of the Greater Miami Valley	Enrollment and Match Support Specialist
Blick Art Materials	Retail Store Associate
BNR Global	Marketing Assistant;
Brookfield Zoo	Marine Mammal Intern
Captain Tom's Charters	Light Tackle Fishing Guide
Catholic Central School	Music/Art Teacher 3-8;
CHI Memorial Integrative Medicine Associates	
Chicago Community Loan Fund	Program Assistant
Cincinnati Children's School	Intervention Specialist
Cincinnati Public Schools	2nd Grade Teacher
Circle Logistics	Carrier Sales Representative
City of Springfield, Ohio Community Development Department	PR/Logistics Consultant
Clark County Department of Job and Family Services	Social Worker



## EMPLOYER AND JOB TITLE LISTING FOR THE CLASS OF 2017

Clark Shawnee Local Schools	Teacher
Clermont Northeastern Middle School	7th Grade Intervention Specialist
College Forward/AmeriCorps	College Access Coach
Collins & Slagle Co., LPA	Paralegal
Concordia Lutheran High School	English Language Arts Teacher
Concordia University of Wisconsin	Physical Therapy Student
Congressional Bank	Account Manager
Congressional Bank	Mortgage Banker
Cox Media	Producer
Cox-Colvin & Associates, Inc.	Production Associate
CRC - The Clintonville-Beechwood Community Resources Center	
Creative Artists Agency	Mailroom Clerk
D.R. Horton	Junior Sales Representative
Daniel Island Flying Fish Swim Team	Assistant Coach
David Weekley Homes	Sales Consultant
Dawson Staffing Agency	Recruiter
Del Norte Elementary School- Eugene Field Elementary School	5th Grade Teacher
Deloitte	
Deloitte	Auditor
Dermatologists of Greater Columbus	Medical Assistant
Dialog Direct	Site Representative
Dollar Tree	Cashier
Edward Jones	Financial Advisor
Ernst & Young	Staff Auditor
First Community Church	Akita Program Coordinator
Five Guys Enterprises	Accounts Payable Specialist
Five Rivers MetroParks;	Conservation Intern
Fulbright Scholar, Martin-Luther-Gymnasium	English Teaching Assistant
Hamilton City School District	Teacher
Health Care Logistics	Account Manager



## EMPLOYER AND JOB TITLE LISTING FOR THE CLASS OF 2017

HealthTrack Sports & Wellness	Maintenance
Huntington Bank	Software Programmer
Iglesia Luterana Cristo Rey;	Border Immersion Program Coordinator
Imagine Schools	K-8 Visual Art Teacher
Indianapolis Zoo	Seasonal Elephant Keeper
International Sports Management	Account Executive
Jendco Safety Supply	Administrative Assistant
JNH Logistics	Business Development Manager
Jongsang Language School	English Teacher
JP Morgan Chase & Co.	Operations Analyst
JP Morgan Chase & Co.	Securities-Based Lending Analyst
Kailua Beach Adventures	Guide
Kenwood Elementary School	Teacher
Kettering Health Network	Rehab Aide
KinderCare Learning Center	Infant Teacher
LA Works	AmeriCorps Vista
Layh & Associates	Support Staff
LAZ Parking	Human Resources
Legacy Sports Center Complex	Marketing Intern
Lepi & Associates Real Estate Services	Marketing Director
Lidl US	Purchasing Analyst
Lindsey Bosse	Assistant Field Director
LJC Holdings, LLC;	Managing Owner
LPGA	Professional Golfer
Lutheran Volunteer Corps	Corps Member
Martin & Richards Co. L.P.A.	Legal Assistant
Maurice's	Store Associate
McGohan Brabender;	Service Representative
McGohan Brabender	Service Representative
Mercy Health	Behavioral Tech



## EMPLOYER AND JOB TITLE LISTING FOR THE CLASS OF 2017

Miami University Regional Campus	Admission Counselor
Michigan Medicine	Patient Services Coordinator
Nationwide Children's Hospital	Research Assistant
Nestle	Microbiology Laboratory Technician
Nestle	Retail Sales Representative
Nightingale Montessori	Educator
North Central Mental Health Services, Inc.	Case Manager
Northwestern University	Tennis Coach
Oakland Museum of California	
Ohio House of Representatives	Fellow
Ohio House of Representatives	Legislative Aide
Ohio Senate	Legislative Aide to State Senator John Eklund
Ohio Valley School District	Substitute Teacher
Oklahoma City Dodgers	Group Sales Coordinator
Opera Project Columbus	Opera Singer
OppGenetix	Digital Marketing Specialist
OrangeTheory Fitness	Sales Associate
Orion Quality Software	Business Development & Marketing Specialist
Our Lady of Peace Home, Hospice, Home Care	Patient Access Representative
Park National Bank	Management Associate
Passion for Paws	Care Specialist
Peace Corps	Corps Member
Peace Corps	Corps Member
Pennsylvania Retina Specialists, P.C	Ophthalmic Technician
Perennial Software	Account Executive
Perio, Inc.	Business Development Representative
Plante Moran	Audit Staff
Play: CLE	Floor Supervisor
PNC	Underwriting Analyst
PPG Industries	Territory Sales Representative



## EMPLOYER AND JOB TITLE LISTING FOR THE CLASS OF 2017

Primrose School	Kindergarten Teacher
ProMedica	Mental Health Specialist
PSL Logistic Services;	Account Executive
Pura Vida Bracelets	Brand Representative
Purdue University;	Graduate Research Assistant
R G Barry	Jr. Digital Designer
R. Olson Concrete Contractors	Assistant Project Manager
Ramapo for Children	
RB	Territory Sales Manager
Reynolds and Reynolds	Web Developer
Reynolds and Reynolds	Financial Analyst
Reynolds and Reynolds	Sales Operations Business Analyst
Reynolds and Reynolds	Sales
Riverside Local Schools - Degraffe Midwest Regional Educational Service Center	K-4 Intervention Specialist, 3-6 Grade Gifted Teacher
Robert Half	
Safe Auto	Claims Adjuster
Saks & Associates	System Administrator
Salesforce	Associate Sales Development Representative
Salisbury University	Graduate Assistant
Samantha Taylor Photography	Owner/Photographer
Schleich USA;Jr.	Account Manager
Sephora	Sales Clerk
Service First Home Loans	Production Associate
Sheehan Brothers Vending	Contemporary Cafe Account Manager
Skylight Financial Group	Financial Planner
Solutions Community Counseling and Recovery Centers	Case Manager
Southwest City School District - Franklin Woods Intermediate School	Intervention Specialist
Springfield City Schools	Teacher
Springfield Promise Neighborhood	Volunteer Engagement Leader VISTA
Stanley Steemer	Branch Manager



## EMPLOYER AND JOB TITLE LISTING FOR THE CLASS OF 2017

Stanley Steemer	Manager in Training
Starbucks	Shift Supervisor
Step By Step Academy (Now known as Boundless)	Behavior Technician
Storm Chiropractic Clinic	Practice Representative
Sunglasses Hut	Sales Associate
Teach For America - Nation Ford Elementary School	Corps Member/Teacher 3rd Grade Math/Science;
Teach for America	Kindergarten Teacher- Eugene Field Elementary School
Teach for America	Teacher
Teach for America	Teacher
TEKsystems;	IT Recruiter
TEKsystems	IT Recruiting
TEKsystems	Technical Staffing Recruiter
Terracon	Field Geologist
The Image Group of Toledo	Assistant Account Manager
The Moskowitz Firm	Data Organization
The Ohlmann Group	Communications Specialist
The Walt Disney Company	College Intern
The Wasserstrom Company	Inside Sales Representative
The Yost Superior Compay	Accountant
TLC for Kids	Human Resources Assistant
Toledo Public Schools	Intervention Specialist
Top Dog Training and Resort	Day School Trainer/Receptionist
Tri-Tech Forensics	Internet Sales Manager
Trotwood Preparatory and Fitness Academy	3rd Grade Teacher
U.S. Army	Health Care Specialist
United Way of Central Ohio	Loaned Executive
US Bank	AML Investigator
Vanguard Mutual	Brokerage Investment Professional
VCA Mill Run Animal Hospital	Kennel Technician
Verizon Wireless	Solutions Specialist



## EMPLOYER AND JOB TITLE LISTING FOR THE CLASS OF 2017

Walton Isaacson	Account Executive Intern
Weber Associates	Consultant
Wes Cowan	Intake Specialist
Wicked Wraps	Graphic Designer
Wittenberg University	Admission Counselor
Wittenberg University	Kicking/Punting Coach
Wittenberg University	Assistant to the AD
Wittenberg University	Graduate Marketing and Admissions Coordinator
Worthington Industries	Operations Management
Wright Patterson Air Force Base	Program Manager
Wright Patterson Air Force Base	Environmental
Wright Patterson Air Force Base	Intern
Yellowstone Center for Resources/Yellowstone National Park	Avian Biologist Intern
Yokowo	Staff Accountant
Young Adults in Global Mission ELCA	Volunteer
	Author
	Ceramics Artist
	Clinical Therapist
	English Teacher
	English Teacher
	Freelance Writer
	Independent Writer
	Nanny
	Pest control solutions-Sales Associate
	Travel Agent for Japan





**GRADUATE SCHOOL OUTCOMES FOR THE CLASS OF 2017**

University Name	Program of Study	General Area of Study	Degree Sought
Bowling Green State University	I/O Psychology	Psychology	Doctor of Philosophy (PhD)
Bowling Green State University	Sociology	Social sciences	Master of Arts (M.A.)
Case Western Reserve University	Jurors Doctor	Legal professions and studies	Juris Doctor (J.D.)
Case Western Reserve University	Genetics	Biological and biomedical sciences	Doctor of Philosophy (PhD)
Charleston School of Law	Law	Legal professions and studies	Juris Doctor (J.D.)
Cincinnati Conservatory-College of Music			Master of Fine Arts (M.F.A)
Cleveland State University	Occupational Therapy	Health-related knowledge and skills	Other Doctoral Degree; Full/Part-time = Full-time
College of William & Mary Mason School of Business		Business, management, marketing, and related support services	Master of Business Administration (M.B.A.)
Columbia University	Mechanical engineering	Engineering	Bachelor of Science (B.S.)
Columbia University	Pharmacology	Biological and biomedical sciences	Doctor of Philosophy (Ph.D.)
Concordia University of Wisconsin	Physical Therapy	Health professions and related programs	Other Doctoral Degree
Eastern New Mexico University	Masters in secondary education	Education	Master of Science (M.S.)
Grand Valley State University	Occupational Therapy	Health-related knowledge and skills	
Kansas City University of Biosciences and medicine	Doctor of Osteopathic Medicine	Health professions and related programs	Other Professional Degree
Kettering College	Registered Nursing	Health-related knowledge and skills	Other
Kettering College	Physician Assistant Studies	Health-related knowledge and skills	Master of Science (M.S.)
Kettering College	Occupational Therapy	Health-related knowledge and skills	Other Doctoral Degree
Mary Baldwin University	Mary Baldwin University	Visual and performing arts	Other Master Degree
Miami University	Kinesiology	Leisure and recreational activities	Master of Science (M.S.)
Mount St. Joseph University	Physical Therapy	Health-related knowledge and skills	
Ohio State University	Business	Business, management, marketing, and related support services	Master of Business Administration (M.B.A.)
Ohio State University			
Ohio State University	Sports/Fitness Administration	Leisure and recreational activities	Master of Science (M.S.)
Ohio State University	Electrical Engineering	Engineering	Doctor of Philosophy (PhD)
Ohio State University	Statistics	Mathematics and statistics	



**GRADUATE SCHOOL OUTCOMES FOR THE CLASS OF 2017**

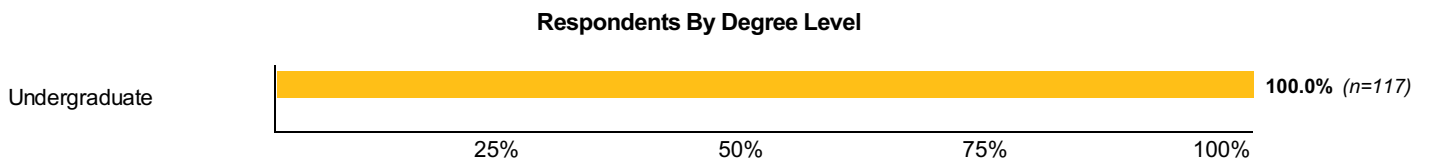
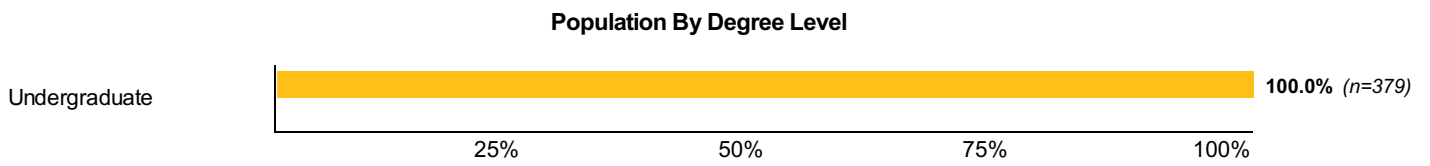
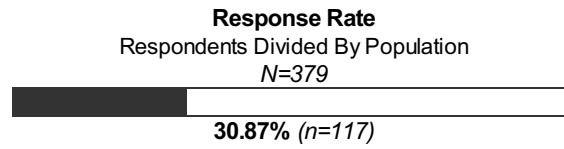
Ohio University Heritage College of Osteopathic Medicine		Health-related knowledge and skills	
Ohio University Heritage College of Osteopathic Medicine		Health-related knowledge and skills	Doctor of Medicine (M.D.)
Ohio University	Management specializing in Public Relations	Business, management, marketing, and related support services	Master of Arts (M.A.)
Ohio University			
Palmer College of Chiropractic	Chiropractic Studies	Health-related knowledge and skills	Other Doctoral Degree
Penn State University	Clinical Mental Health	Psychology	Master of Science (M.S.)
Purdue University	B.S.	Biological and biomedical sciences	Doctor of Philosophy (Ph.D.)
Rutgers University	Biomedical Science	Biological and biomedical sciences	Other Master Degree
Salisbury University	History	History	Other Master Degree
Sinclair Community College	Radiologic Technology	Health professions and related programs	Certificate
Sotheby's Institute of Art	Art Business	Business, management, marketing, and related support services	Master of Business Administration (M.B.A.)
The John Marshall Law School	Law	Legal professions and studies	Juris Doctor (J.D.)
Tiffin University	Finance	Business, management, marketing, and related support services	Master of Business Administration (M.B.A.)
Tufts University Cummings School of Veterinary Medicine	Veterinary Medicine	Health professions and related programs	Other Doctoral Degree
University of Cincinnati	Pharmacology	Biological and biomedical sciences	Master of Science (M.S.)
University of Dayton			Other Master Degree
University of Dayton	School Psychology	Psychology	Other Professional Degree
University of Dayton		Education	
University of Denver, Daniels College of Business	Marketing	Business, management, marketing, and related support services	Master of Science (M.S.)
University of Denver	Sports and Performance	Psychology	Master of Science (M.S.)
University of Edinburgh			
University of Illinois at Urbana-Champaign	Actuarial Science	Mathematics and statistics	Master of Science (M.S.)
University of Oklahoma	Chemistry	Biological and biomedical sciences	Doctor of Philosophy (Ph.D.)



**GRADUATE SCHOOL OUTCOMES FOR THE CLASS OF 2017**

University of San Francisco	Migration Studies	Area, ethnic, cultural, gender, and group studies	Master of Arts (M.A.)
University of Toledo		Leisure and recreational activities	Master of Arts (M.A.)
Valencia College	Criminal Justice Institute enforcement/firefighting/related protective services	Homeland security/law	
Vanderbilt University	Higher Education Administration	Education	Master of Education (M. Ed.)
Washington University	Occupational Therapy Program	Health professions and related programs	
Washington University in St. Louis	Occupational Therapy	Health professions and related programs	Master of Science (M.S.)
William & Mary	Higher Education Administration	Education	Master of Education (M. Ed.)
Wright State Boonshoft School of Medicine	Medical School	Health professions and related programs	Doctor of Medicine (M.D.)
Wright State University		Psychology	Other Doctoral Degree
Wright State University Boonshoft School of Medicine		Health-related knowledge and skills	Doctor of Medicine (M.D.)
Wright State University	Ecology	Biological and biomedical sciences	Master of Science (M.S.)
Wright State University	Math	Mathematics and statistics	Master of Science (M.S.)
Xavier University	Clinical Psychology (PsyD)	Psychology	Other Doctoral Degree
Xavier University	MIDAS Program	Health professions and related programs	Master of Science (M.S.)
Yale University	Physician Associate	Health-related knowledge and skills	Master of Science (M.S.)

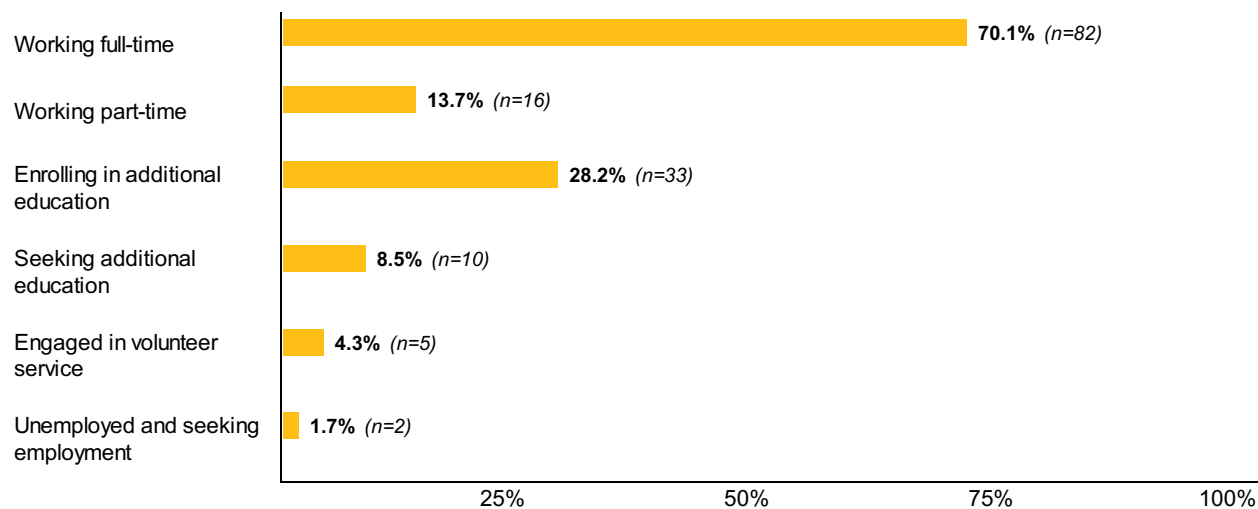
## Response Rate Summary



## General Outcomes

**Core 1:** Which of the following options best represent your situation six months immediately following completion of the degree you were awarded in the 2016-2017 academic year? (Select all that apply)

Undergraduate (n=117)



## General Outcomes

---

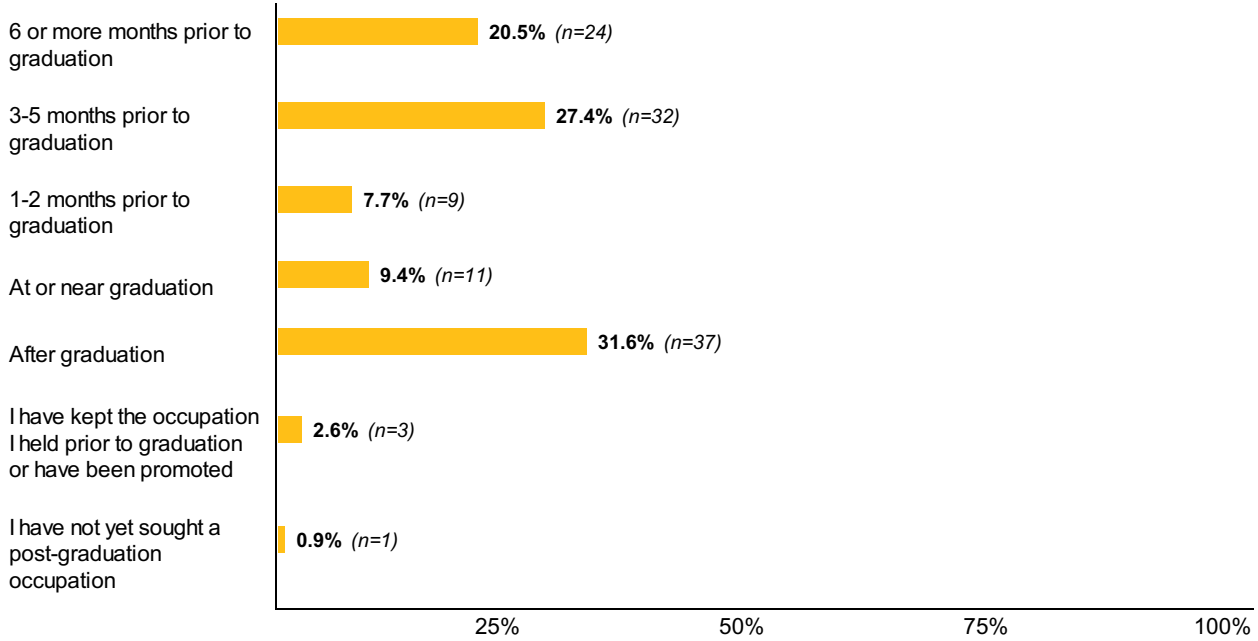
**Core 2:** Which of the options above would you identify as your primary status six months post-graduation?

	<b>Undergraduate</b> <i>n=117</i>
Working full-time	<b>65.0%</b> ( <i>n=76</i> )
Working part-time	<b>4.3%</b> ( <i>n=5</i> )
Enrolling in additional education	<b>26.5%</b> ( <i>n=31</i> )
Seeking additional education	<b>1.7%</b> ( <i>n=2</i> )
Engaged in volunteer service	<b>2.6%</b> ( <i>n=3</i> )

## General Outcomes


**Core 3:** When did you begin to pursue your primary post-graduation occupation?

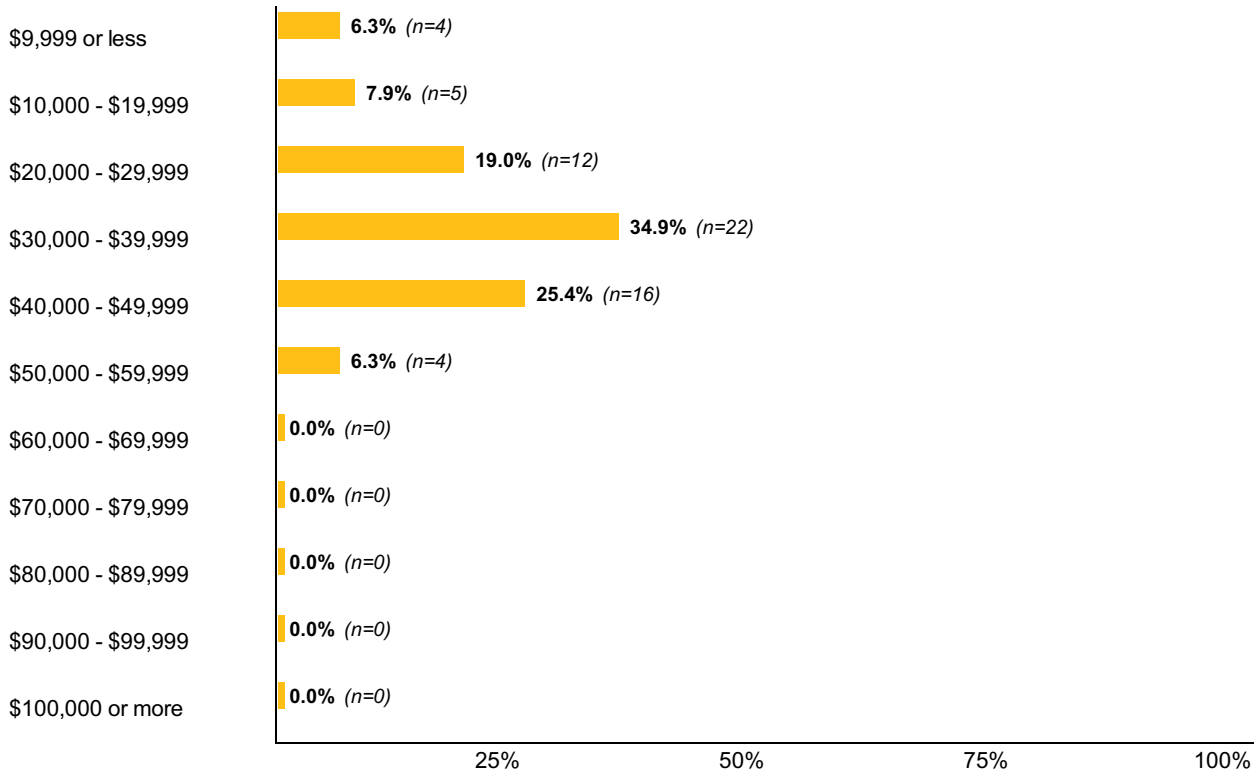
Undergraduate (n=117)



## Occupation

**Core 5:** Please enter the total annual income, and if applicable, guaranteed bonus(es) below from the occupation(s) you held six months post-graduation.

 Undergraduate (n=63)



Overall median income: **\$32,000**

Median income for *Undergraduate* students: **\$32,000**

To protect respondent confidentiality, median incomes have been rounded to the nearest \$500 interval.



## Occupation

**Core 6:** Which of the following best describes your occupation six months post-graduation?

	<b>Undergraduate n=90</b>
Employed by an organization	<b>72.2%</b> (n=65)
Engaged in an entrepreneurial / start-up effort as an owner	<b>2.2%</b> (n=2)
Employed in a temporary / contract work assignment	<b>8.9%</b> (n=8)
Employed in a postgraduate internship	<b>5.6%</b> (n=5)
Employed in a fellowship, post-doctoral residency, or other postdoctoral appointment	<b>1.1%</b> (n=1)
Employed in a faculty position at an institution of higher learning	<b>2.2%</b> (n=2)
Employed in any other work category	<b>6.7%</b> (n=6)
I'd rather not answer	<b>1.1%</b> (n=1)

## Occupation

---

**Core 7:** Did you hold more than one paid position?

	<b>Undergraduate</b> <i>n=90</i>
Yes	<b>32.2%</b> ( <i>n=29</i> )
No	<b>66.7%</b> ( <i>n=60</i> )
I'd rather not answer	<b>1.1%</b> ( <i>n=1</i> )

## Occupation: Industry

**Core 9 & Core 13:** Which of the following best describes the industry and job function of the occupation you held?

	<b>Undergraduate n=72</b>
Education	<b>18.1%</b> (n=13)
Other / Unspecified	<b>11.1%</b> (n=8)
Higher Education	<b>8.3%</b> (n=6)
Retail / Wholesale	<b>6.9%</b> (n=5)
Healthcare / Health Services	<b>5.6%</b> (n=4)
Consumer Products	<b>4.2%</b> (n=3)
Insurance Services	<b>4.2%</b> (n=3)
Automotive	<b>2.8%</b> (n=2)
Business Services	<b>2.8%</b> (n=2)
Law	<b>2.8%</b> (n=2)
Financial Services	<b>2.8%</b> (n=2)
Staffing & Employment	<b>1.4%</b> (n=1)
Health, Wellness & Fitness	<b>1.4%</b> (n=1)
Marketing	<b>1.4%</b> (n=1)
Non-Profit / Philanthropy	<b>1.4%</b> (n=1)
Internet	<b>1.4%</b> (n=1)
Arts & Entertainment	<b>1.4%</b> (n=1)
Social Services	<b>1.4%</b> (n=1)
Chemicals	<b>1.4%</b> (n=1)
Veterinary	<b>1.4%</b> (n=1)

Consumer Services	1.4% (n=1)
Real Estate	1.4% (n=1)
Transportation	1.4% (n=1)
Military & Defense	1.4% (n=1)
Banking	1.4% (n=1)
Accounting	1.4% (n=1)
Manufacturing	1.4% (n=1)
Consulting	1.4% (n=1)
Fine Arts	1.4% (n=1)
Food & Beverage	1.4% (n=1)
Environment	1.4% (n=1)
Sciences	1.4% (n=1)
Advertising	1.4% (n=1)

## Occupation: Job Function

**Core 9 & Core 13:** Which of the following best describes the industry and job function of the occupation you held?

	<b>Undergraduate n=69</b>
Teaching / Education	<b>17.4%</b> (n=12)
Sales	<b>7.2%</b> (n=5)
Other	<b>5.8%</b> (n=4)
Administrative / Support Services	<b>5.8%</b> (n=4)
Marketing	<b>5.8%</b> (n=4)
Finance	<b>4.3%</b> (n=3)
Administration	<b>4.3%</b> (n=3)
Project Management	<b>4.3%</b> (n=3)
Counseling	<b>2.9%</b> (n=2)
Human Resources	<b>2.9%</b> (n=2)
Education & Training	<b>2.9%</b> (n=2)
Healthcare / Health Services	<b>2.9%</b> (n=2)
Account Management / Planning	<b>2.9%</b> (n=2)
Accounting / Auditing	<b>2.9%</b> (n=2)
Retail	<b>2.9%</b> (n=2)
Creative / Design	<b>1.4%</b> (n=1)
Research	<b>1.4%</b> (n=1)
Operations	<b>1.4%</b> (n=1)
Website Development	<b>1.4%</b> (n=1)
Social Work	<b>1.4%</b> (n=1)

Animal Care	1.4% (n=1)
Management	1.4% (n=1)
Consulting	1.4% (n=1)
Law / Legal	1.4% (n=1)
Business Development	1.4% (n=1)
Analyst	1.4% (n=1)
Curation and Preservation	1.4% (n=1)
Fundraising / Development	1.4% (n=1)
Childcare	1.4% (n=1)
Social Media	1.4% (n=1)
Not Specified	1.4% (n=1)
Technician	1.4% (n=1)

## Occupation

**Core 10 & Core 14:** Please enter the location of your occupation six months post-graduation.

	<b>Undergraduate n=71</b>
OH	<b>60.6%</b> (n=43)
IN	<b>4.2%</b> (n=3)
VA	<b>4.2%</b> (n=3)
IL	<b>4.2%</b> (n=3)
MO	<b>2.8%</b> (n=2)
FL	<b>2.8%</b> (n=2)
CO	<b>2.8%</b> (n=2)
OR	<b>1.4%</b> (n=1)
WI	<b>1.4%</b> (n=1)
PA	<b>1.4%</b> (n=1)
CT	<b>1.4%</b> (n=1)
MD	<b>1.4%</b> (n=1)
AK	<b>1.4%</b> (n=1)
HI	<b>1.4%</b> (n=1)
NC	<b>1.4%</b> (n=1)
ME	<b>1.4%</b> (n=1)
NM	<b>1.4%</b> (n=1)
TX	<b>1.4%</b> (n=1)
MN	<b>1.4%</b> (n=1)
CA	<b>1.4%</b> (n=1)

## Occupation

**Core 15:** Which of these best describes your primary reason for being unemployed or not seeking employment six months post-graduation?

	Undergraduate <i>n=2</i>
Family or personal reasons	50.0% ( <i>n=1</i> )
Enrolled / Enrolling in a degree or certificate program	50.0% ( <i>n=1</i> )



## Occupation


---

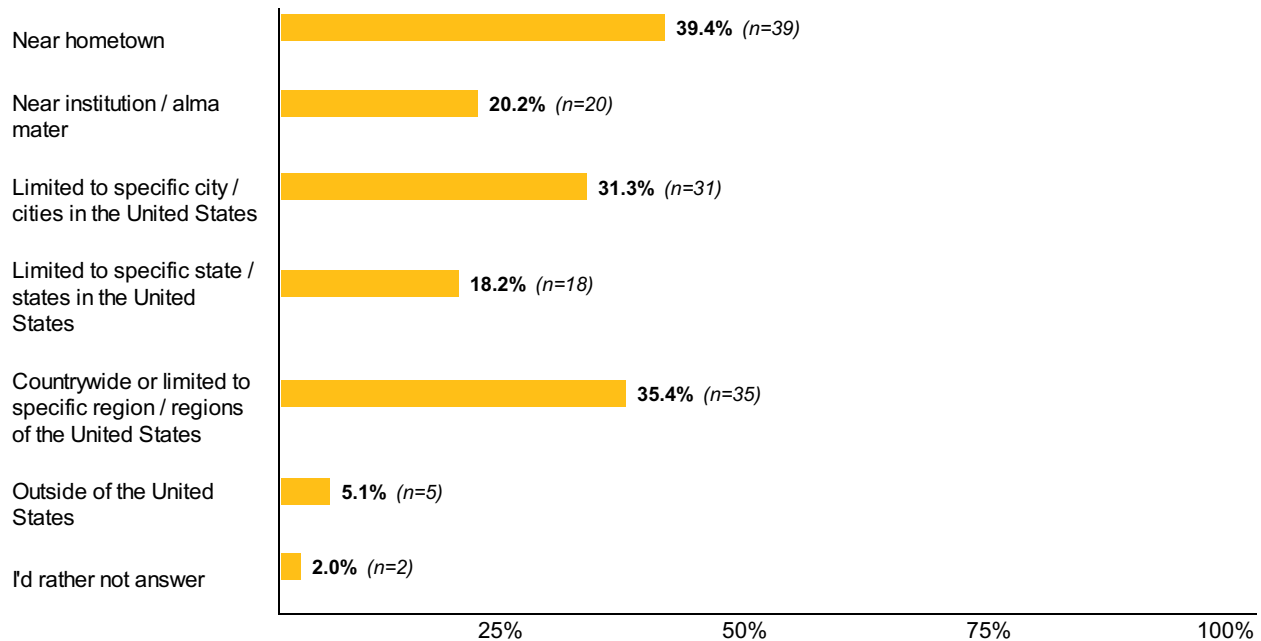
**Core 16:** Did you receive any offers for employment that you did not accept during this time?

	Undergraduate <i>n</i> =2
No	100.0% ( <i>n</i> =2)

## Occupation

**Core 18:** Where geographically did you look when searching for your post-graduation occupation? (Select all that apply)

 Undergraduate (n=99)




## Additional Education Enrollment

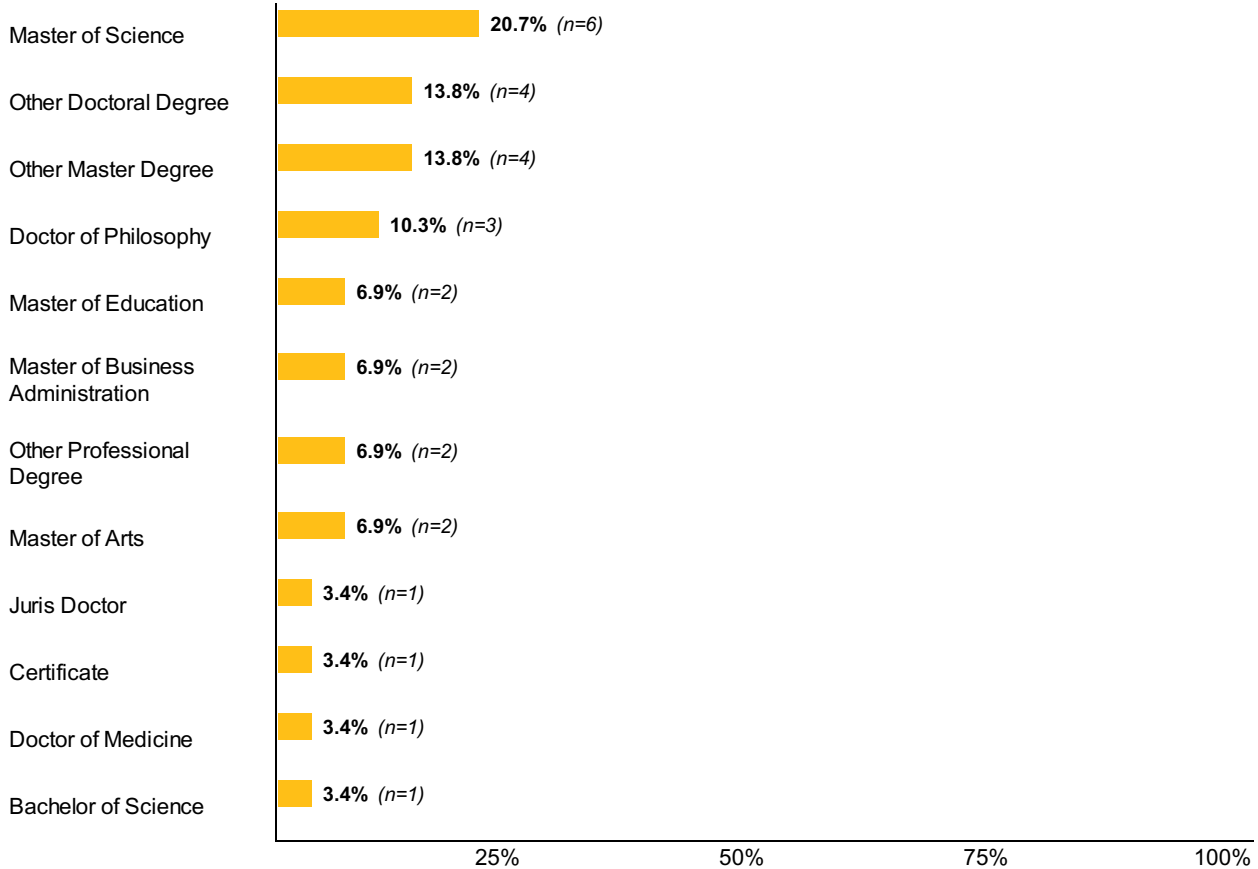
**Core 20:** Please answer each of the items below concerning the additional education you were pursuing six months post-graduation.

	<b>Undergraduate <i>n</i>=28</b>
Health professions and related programs	<b>21.4%</b> ( <i>n</i> =6)
Biological and biomedical sciences	<b>21.4%</b> ( <i>n</i> =6)
Education	<b>10.7%</b> ( <i>n</i> =3)
Psychology	<b>10.7%</b> ( <i>n</i> =3)
Business, management, marketing, and related support services	<b>7.1%</b> ( <i>n</i> =2)
Legal professions and studies	<b>3.6%</b> ( <i>n</i> =1)
Visual and performing arts	<b>3.6%</b> ( <i>n</i> =1)
Leisure and recreational activities	<b>3.6%</b> ( <i>n</i> =1)
Engineering	<b>3.6%</b> ( <i>n</i> =1)
History	<b>3.6%</b> ( <i>n</i> =1)
Area, ethnic, cultural, gender, and group studies	<b>3.6%</b> ( <i>n</i> =1)
Health-related knowledge and skills	<b>3.6%</b> ( <i>n</i> =1)
Mathematics and statistics	<b>3.6%</b> ( <i>n</i> =1)

## Additional Education Enrollment


**Core 21:** What additional degree were you seeking post-graduation?

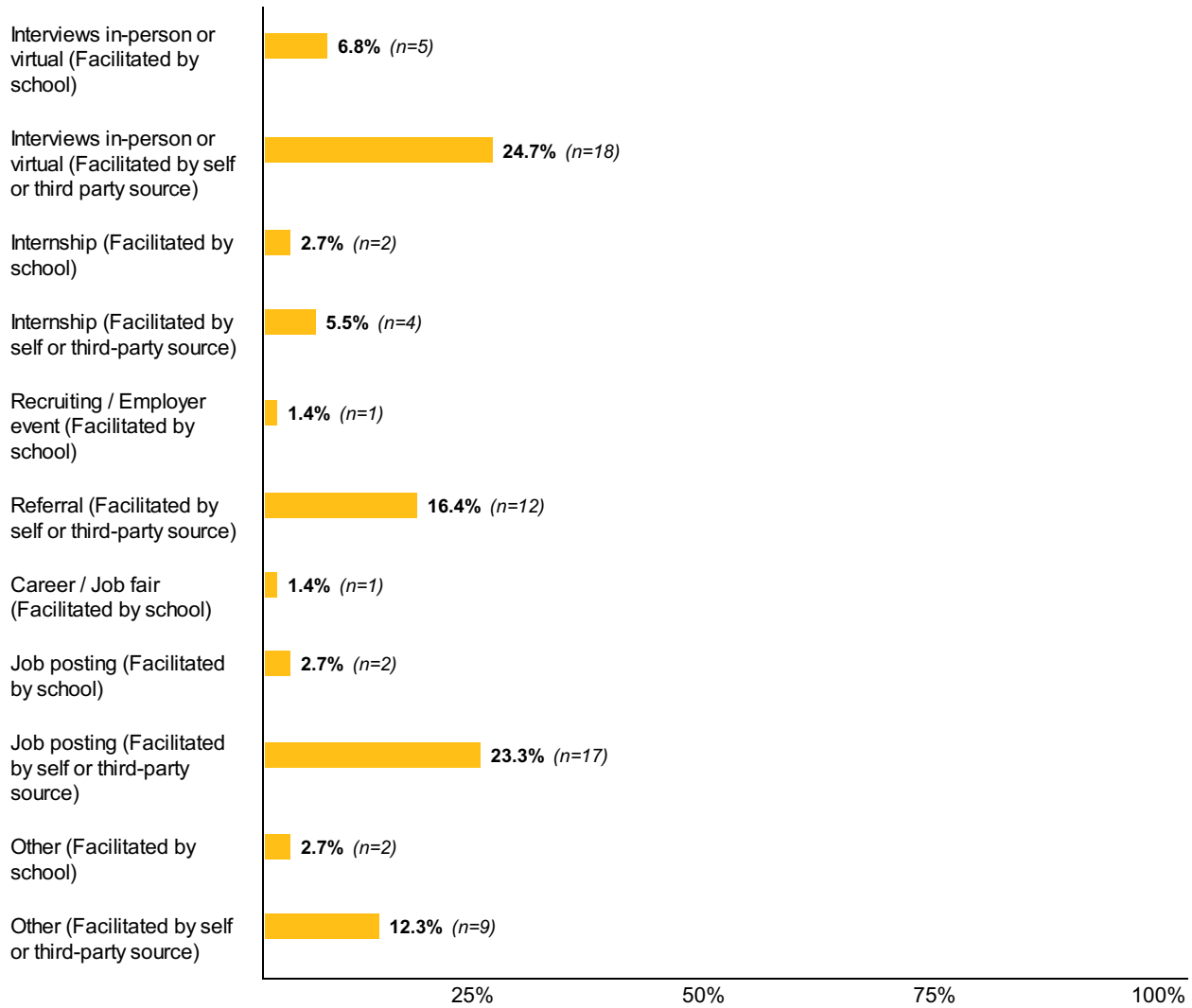
 Undergraduate (n=29)



## Engagement

**Engagement 47:** Please indicate the primary job search activity that led to the job you held six months post-graduation. (Select one)

 Undergraduate (n=73)



## Engagement

**Engagement 48:** How helpful did you find each of these resources when searching for an occupation?

	<b>Undergraduate n=92</b>
Career Center Staff = Very Helpful	<b>13.0%</b> (n=12)
Career Center Staff = Helpful	<b>26.1%</b> (n=24)
Career Center Staff = Neither Helpful nor Unhelpful	<b>12.0%</b> (n=11)
Career Center Staff = Unhelpful	<b>4.3%</b> (n=4)
Career Center Staff = Very Unhelpful	<b>4.3%</b> (n=4)
Career Center Staff = I have never used this resource	<b>40.2%</b> (n=37)
Career Center Services = Very Helpful	<b>9.8%</b> (n=9)
Career Center Services = Helpful	<b>29.3%</b> (n=27)
Career Center Services = Neither Helpful nor Unhelpful	<b>13.0%</b> (n=12)
Career Center Services = Unhelpful	<b>5.4%</b> (n=5)
Career Center Services = Very Unhelpful	<b>3.3%</b> (n=3)
Career Center Services = I have never used this resource	<b>39.1%</b> (n=36)
Departmental Faculty / Staff / Services = Very Helpful	<b>28.3%</b> (n=26)
Departmental Faculty / Staff / Services = Helpful	<b>40.2%</b> (n=37)
Departmental Faculty / Staff / Services = Neither Helpful nor Unhelpful	<b>7.6%</b> (n=7)
Departmental Faculty / Staff / Services = Unhelpful	<b>5.4%</b> (n=5)
Departmental Faculty / Staff / Services = Very Unhelpful	<b>4.3%</b> (n=4)
Departmental Faculty / Staff / Services = I have never used this resource	<b>13.0%</b> (n=12)
Other Faculty / Staff / Services = Very Helpful	<b>14.1%</b> (n=13)
Other Faculty / Staff / Services = Helpful	<b>34.8%</b> (n=32)

Other Faculty / Staff / Services = Neither Helpful nor Unhelpful	<b>18.5%</b> (n=17)
Other Faculty / Staff / Services = Unhelpful	<b>5.4%</b> (n=5)
Other Faculty / Staff / Services = Very Unhelpful	<b>2.2%</b> (n=2)
Other Faculty / Staff / Services = I have never used this resource	<b>23.9%</b> (n=22)
Academic Advising Staff / Services = Very Helpful	<b>21.7%</b> (n=20)
Academic Advising Staff / Services = Helpful	<b>27.2%</b> (n=25)
Academic Advising Staff / Services = Neither Helpful nor Unhelpful	<b>19.6%</b> (n=18)
Academic Advising Staff / Services = Unhelpful	<b>7.6%</b> (n=7)
Academic Advising Staff / Services = Very Unhelpful	<b>3.3%</b> (n=3)
Academic Advising Staff / Services = I have never used this resource	<b>17.4%</b> (n=16)
Alumni = Very Helpful	<b>12.0%</b> (n=11)
Alumni = Helpful	<b>29.3%</b> (n=27)
Alumni = Neither Helpful nor Unhelpful	<b>17.4%</b> (n=16)
Alumni = Unhelpful	<b>4.3%</b> (n=4)
Alumni = Very Unhelpful	<b>5.4%</b> (n=5)
Alumni = I have never used this resource	<b>30.4%</b> (n=28)
Family Members = Very Helpful	<b>19.6%</b> (n=18)
Family Members = Helpful	<b>38.0%</b> (n=35)
Family Members = Neither Helpful nor Unhelpful	<b>20.7%</b> (n=19)
Family Members = Unhelpful	<b>5.4%</b> (n=5)
Family Members = Very Unhelpful	<b>4.3%</b> (n=4)
Family Members = I have never used this resource	<b>10.9%</b> (n=10)
Bosses / Co-workers / Supervisors = Very Helpful	<b>16.3%</b> (n=15)
Bosses / Co-workers / Supervisors = Helpful	<b>31.5%</b> (n=29)
Bosses / Co-workers / Supervisors = Neither Helpful nor Unhelpful	<b>21.7%</b> (n=20)
Bosses / Co-workers / Supervisors = Unhelpful	<b>9.8%</b> (n=9)
Bosses / Co-workers / Supervisors = Very Unhelpful	<b>2.2%</b> (n=2)
Bosses / Co-workers / Supervisors = I have never used this resource	<b>17.4%</b> (n=16)

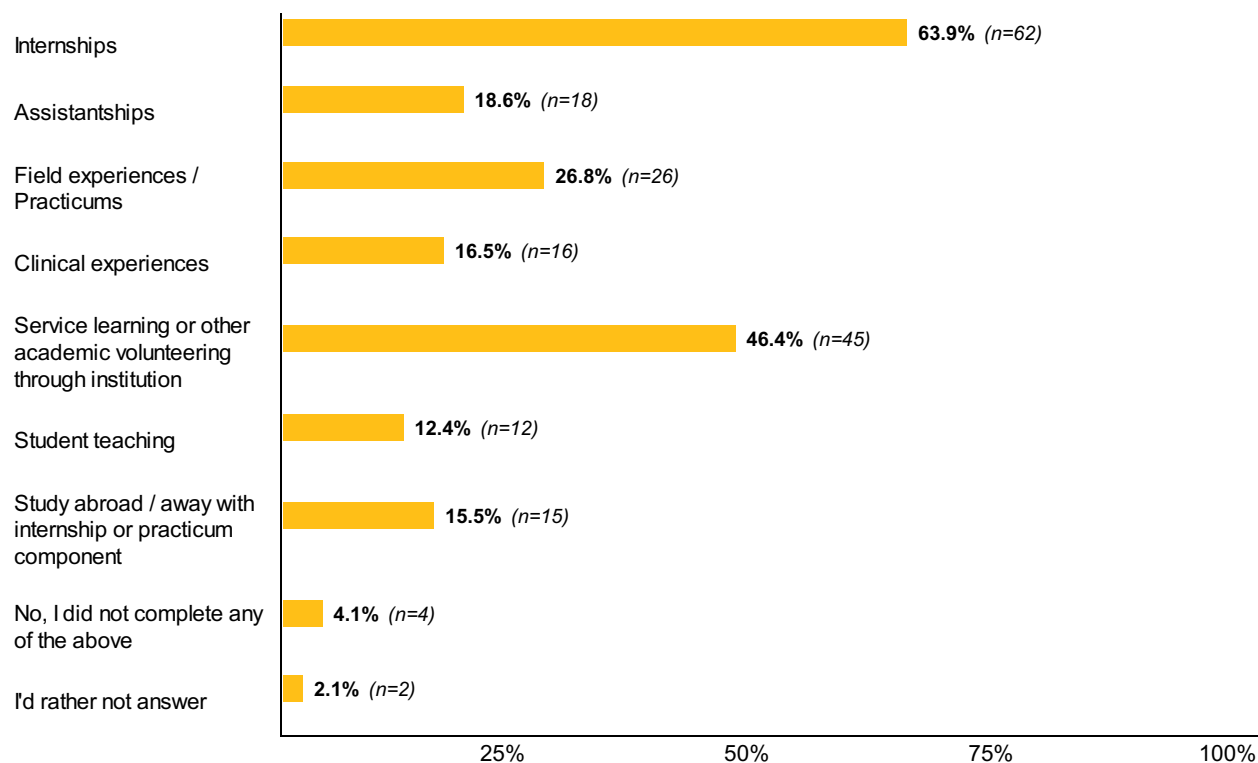
Professional Contacts / Organizations = Very Helpful	<b>15.2%</b> (n=14)
Professional Contacts / Organizations = Helpful	<b>31.5%</b> (n=29)
Professional Contacts / Organizations = Neither Helpful nor Unhelpful	<b>19.6%</b> (n=18)
Professional Contacts / Organizations = Unhelpful	<b>5.4%</b> (n=5)
Professional Contacts / Organizations = Very Unhelpful	<b>3.3%</b> (n=3)
Professional Contacts / Organizations = I have never used this resource	<b>23.9%</b> (n=22)
Peers = Very Helpful	<b>14.1%</b> (n=13)
Peers = Helpful	<b>38.0%</b> (n=35)
Peers = Neither Helpful nor Unhelpful	<b>20.7%</b> (n=19)
Peers = Unhelpful	<b>5.4%</b> (n=5)
Peers = Very Unhelpful	<b>5.4%</b> (n=5)
Peers = I have never used this resource	<b>15.2%</b> (n=14)



## Engagement

**Experiential 49:** Did you complete any of the following while working on your degree? (Select all that apply)

 Undergraduate (n=97)



## Internships

**Experiential 51:** How many internships did you complete?

	<b>Undergraduate n=62</b>
1	<b>45.2%</b> (n=28)
2	<b>27.4%</b> (n=17)
3	<b>16.1%</b> (n=10)
4	<b>8.1%</b> (n=5)
5	<b>0.0%</b> (n=0)
More than 5	<b>0.0%</b> (n=0)
Other	<b>3.2%</b> (n=2)

## Internships

---

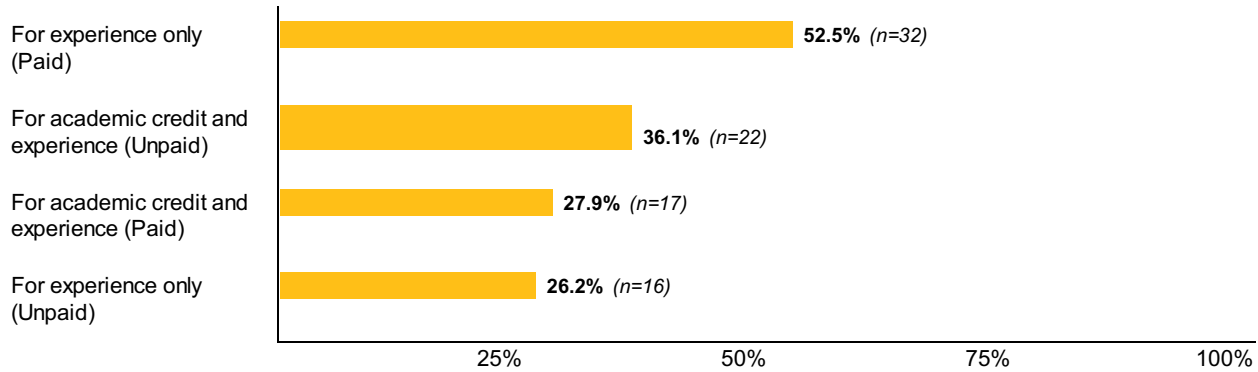
**Experiential 52:** Please indicate if these experiences were full or part-time. (Select all that apply)

	Undergraduate <i>n=61</i>
Part-time	<b>65.6%</b> ( <i>n=40</i> )
Full-time	<b>45.9%</b> ( <i>n=28</i> )

## Internships

**Experiential 53:** What types of internships did you complete? (Select all that apply)

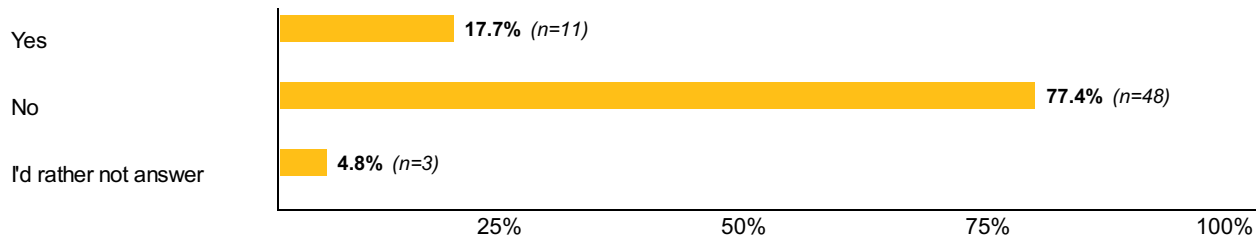
Undergraduate (n=61)



## Internships

**Experiential 54:** Were you offered full-time employment as result of any of your internships?

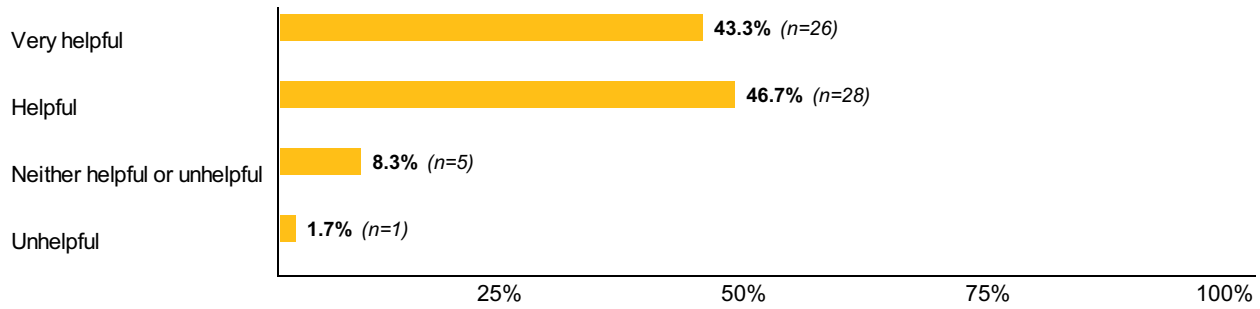
Undergraduate (n=62)



## Internships

**Experiential 55:** Overall, how helpful were your internships in preparing you for the workplace/your career?

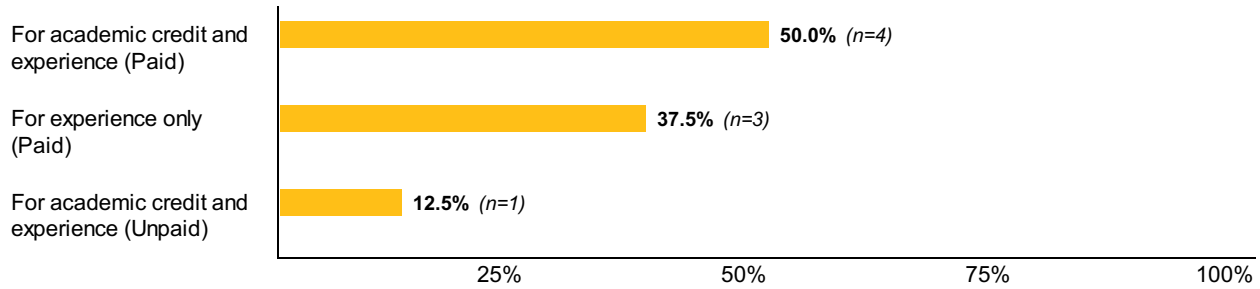
Undergraduate (n=60)



## Internships

**Experiential 57:** What type of internship was this?

Undergraduate (n=8)



## Service learning and other academic volunteer experiences

**Experiential 65:** How many service learning or other academic volunteer experiences did you complete?

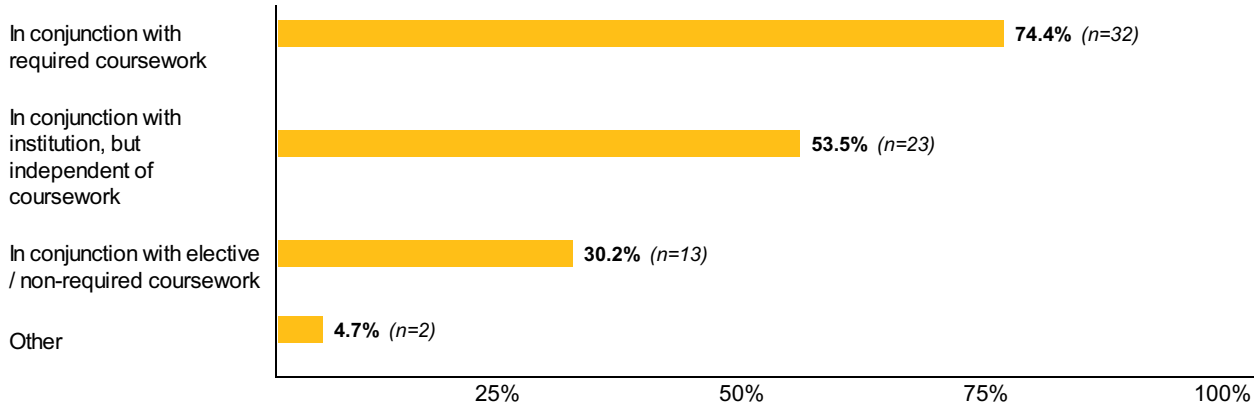
	<b>Undergraduate n=44</b>
1	<b>25.0%</b> (n=11)
2	<b>29.5%</b> (n=13)
3	<b>18.2%</b> (n=8)
4	<b>4.5%</b> (n=2)
5	<b>0.0%</b> (n=0)
More than 5	<b>13.6%</b> (n=6)
Other	<b>9.1%</b> (n=4)



## Service learning and other academic volunteer experiences

**Experiential 67:** What types of service learning or other academic volunteer experiences did you complete? (Select all that apply)

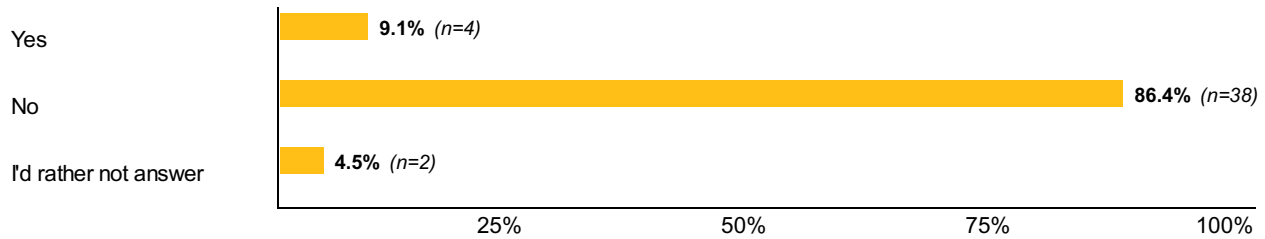
Undergraduate (n=43)



## Service learning and other academic volunteer experiences

**Experiential 68:** Were you offered full-time employment as result of any of your service learning or other academic volunteer experiences?

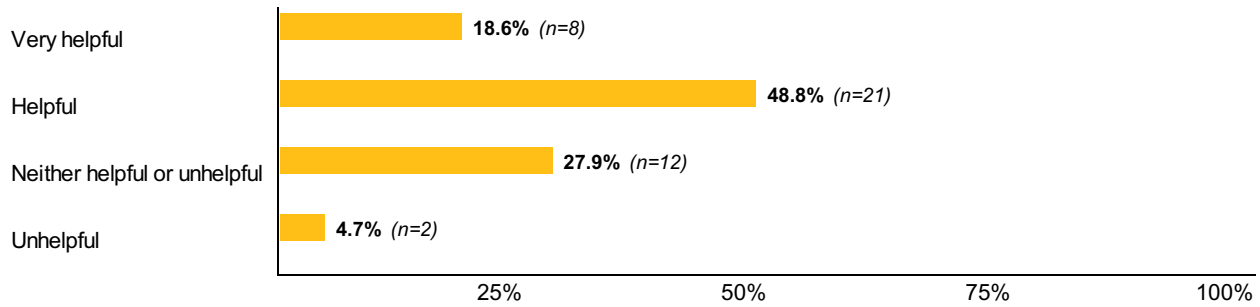
Undergraduate (n=44)



## Service learning and other academic volunteer experiences

**Experiential 69:** How helpful were your service learning or other academic volunteer experiences in preparing you for the workplace/your career?

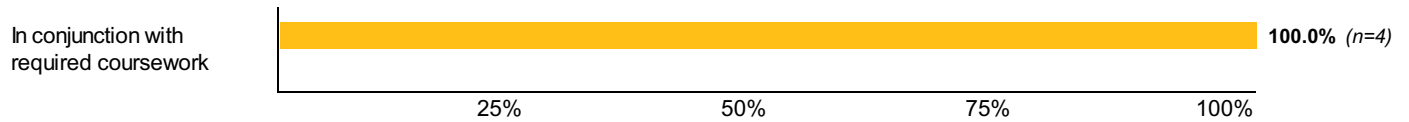
Undergraduate (n=43)



## Service learning and other academic volunteer experiences

**Experiential 71:** What type of service learning or other academic volunteer experience was this?

 Undergraduate (n=4)



## Assistantships

**Experiential 72:** How many assistantships did you complete?

	<b>Undergraduate n=14</b>
1	<b>64.3%</b> (n=9)
2	<b>14.3%</b> (n=2)
3	<b>0.0%</b> (n=0)
4	<b>0.0%</b> (n=0)
5	<b>0.0%</b> (n=0)
More than 5	<b>7.1%</b> (n=1)
Other	<b>14.3%</b> (n=2)

## Assistantships

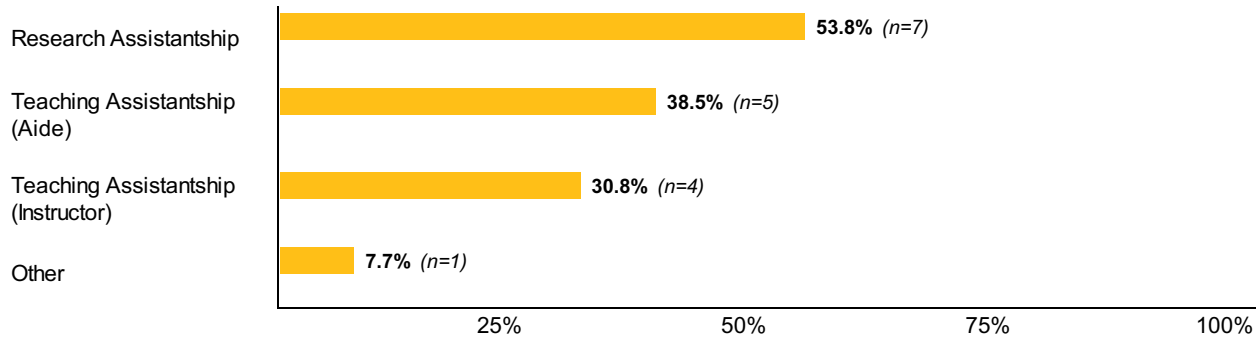
**Experiential 73:** Please indicate if these experiences were full or part-time. (Select all that apply)

	Undergraduate <i>n=13</i>
Part-time	<b>69.2%</b> ( <i>n=9</i> )
Full-time	<b>30.8%</b> ( <i>n=4</i> )

## Assistantships

**Experiential 74:** What types of assistantships did you complete? (Select all that apply)

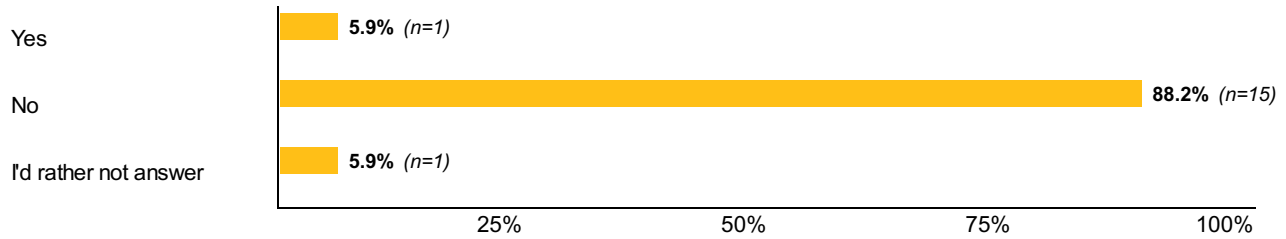
Undergraduate (n=13)



## Assistantships

**Experiential 75:** Were you offered full-time employment as result of any of your assistantships?

Undergraduate (n=17)

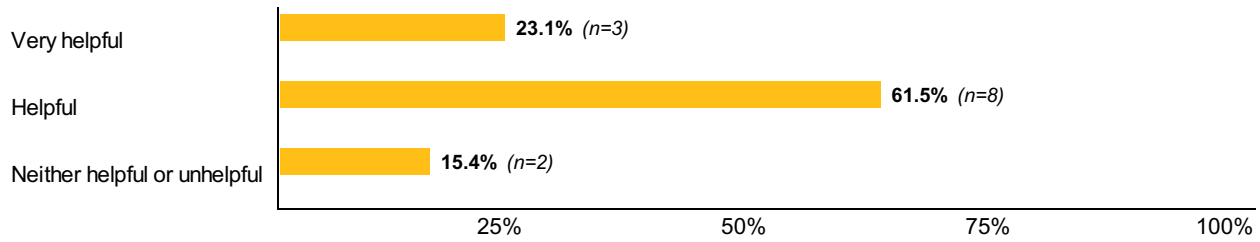




## Assistantships

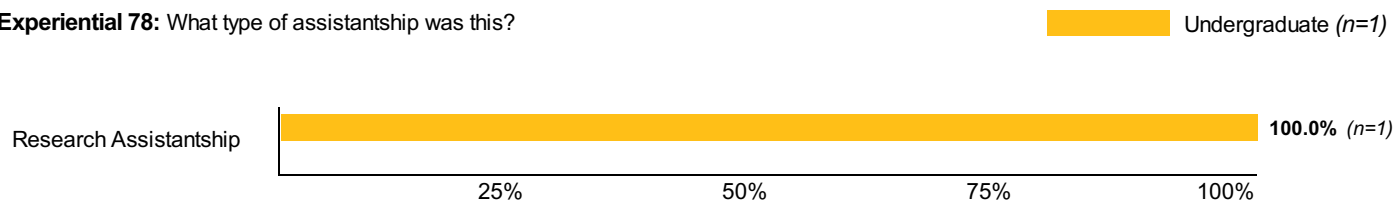
**Experiential 76:** How helpful were your assistantship(s) in preparing you for the workplace/your career?

Undergraduate (n=13)



## Assistantships

**Experiential 78:** What type of assistantship was this?



## Field Experience / Practicum

**Experiential 79:** How many field experiences or practicums did you complete?

	<b>Undergraduate n=24</b>
1	<b>50.0%</b> (n=12)
2	<b>12.5%</b> (n=3)
3	<b>8.3%</b> (n=2)
4	<b>0.0%</b> (n=0)
5	<b>4.2%</b> (n=1)
More than 5	<b>20.8%</b> (n=5)
Other	<b>4.2%</b> (n=1)

## Field Experience / Practicum

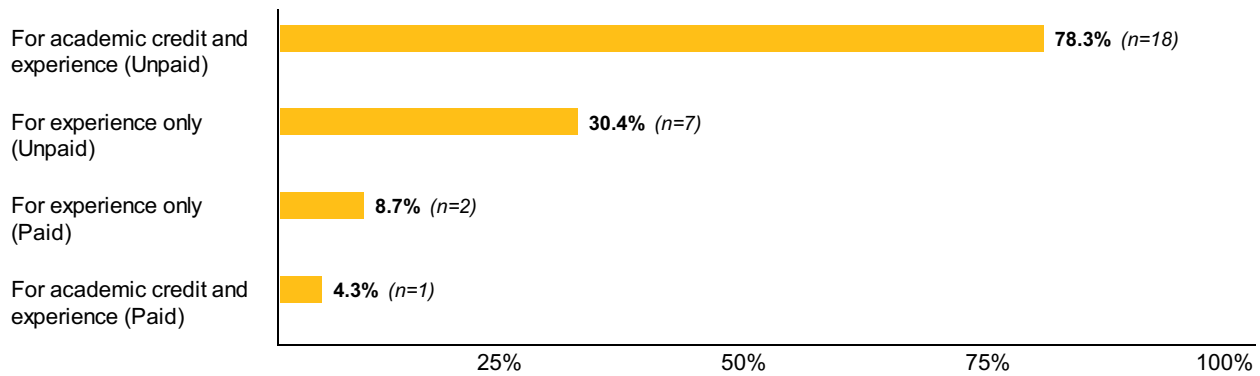
**Experiential 80:** Please indicate if these experiences were full or part-time. (Select all that apply)

	<b>Undergraduate</b> <i>n=23</i>
Part-time	<b>87.0%</b> ( <i>n=20</i> )
Full-time	<b>26.1%</b> ( <i>n=6</i> )

## Field Experience / Practicum

**Experiential 81:** What types of field experiences or practicums did you complete? (Select all that apply)

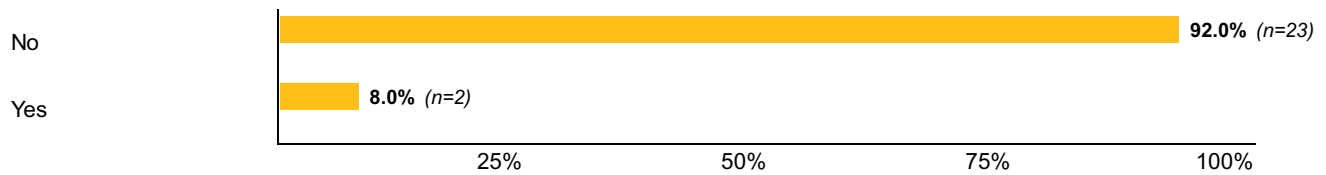
Undergraduate (n=23)



## Field Experience / Practicum

**Experiential 82:** Were you offered full-time employment as result of any of your field experiences or practicums?

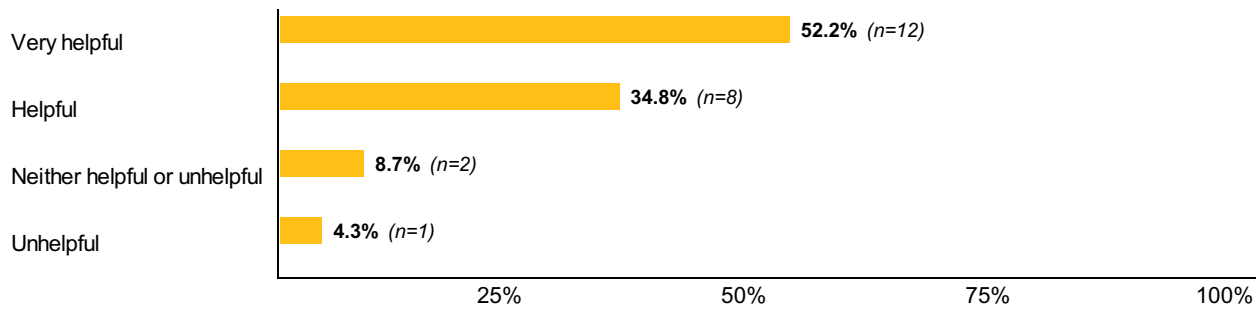
Undergraduate (n=25)



## Field Experience / Practicum

**Experiential 83:** How helpful were your field experiences or practicums in preparing you for the workplace/your career?

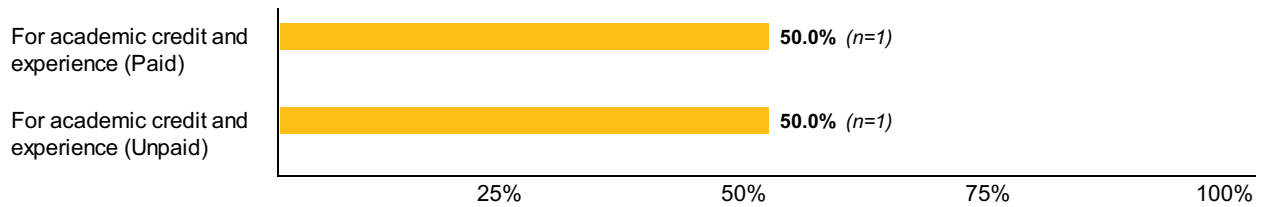
Undergraduate (n=23)



## Field Experience / Practicum

**Experiential 85:** What type of field experience or practicum was this?

Undergraduate (n=2)

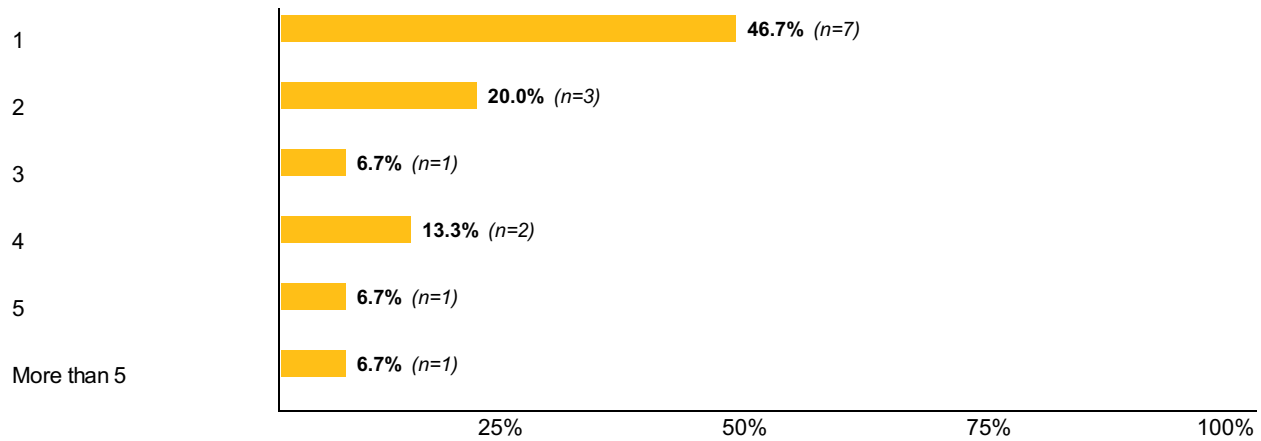




## Clinical Experience

**Experiential 86:** How many clinical experiences did you complete?

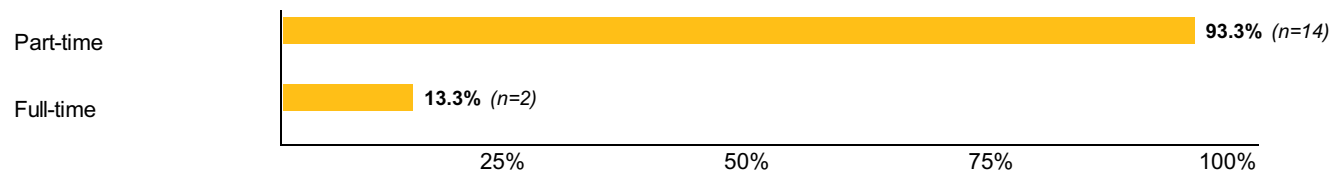
Undergraduate (n=15)



## Clinical Experience

**Experiential 87:** Please indicate if these experiences were full or part-time. (Select all that apply)

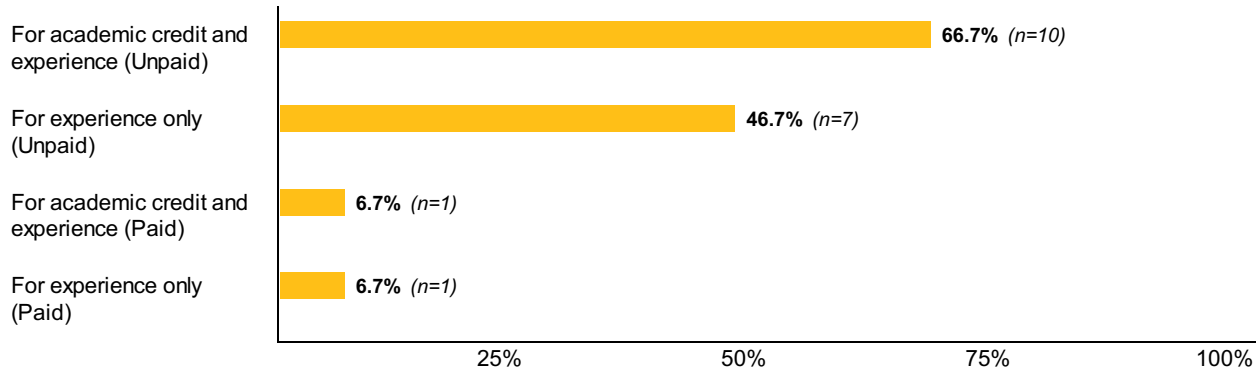
 Undergraduate (n=15)



## Clinical Experience

**Experiential 88:** What types of clinical experiences did you complete? (Select all that apply)

Undergraduate (n=15)



## Clinical Experience

**Experiential 89:** Were you offered full-time employment as result of any of your clinical experiences?

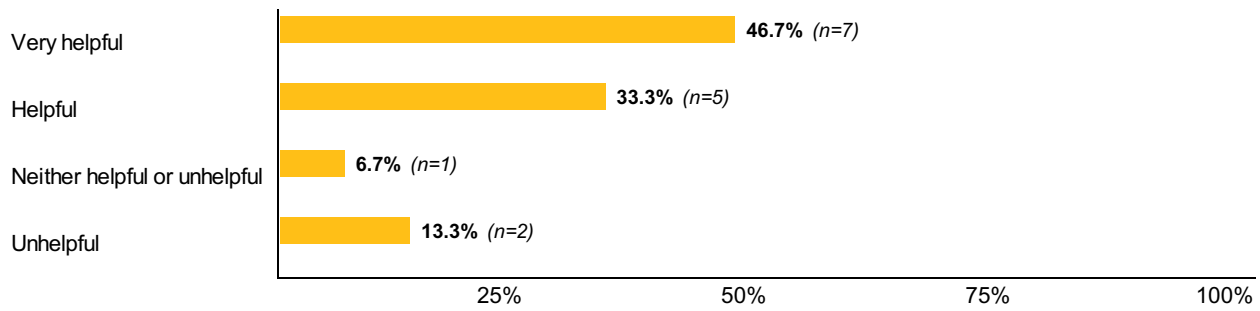
Undergraduate (n=15)



## Clinical Experience

**Experiential 90:** How helpful were your clinical experiences in preparing you for the workplace/your career?

 Undergraduate (n=15)



## Student Teaching

---

**Experiential 94:** Please indicate if this experience was full or part-time. (Select all that apply)

	Undergraduate <i>n=11</i>
Full-time	<b>90.9%</b> ( <i>n=10</i> )
Part-time	<b>45.5%</b> ( <i>n=5</i> )

## Student Teaching: Grade Level

**Experiential 95:** Please indicate the grade you taught and whether the school was public or private.

	<b>Undergraduate n=11</b>
Pre-K	<b>0.0%</b> (n=0)
Kindergarten	<b>18.2%</b> (n=2)
1st	<b>9.1%</b> (n=1)
2nd	<b>9.1%</b> (n=1)
3rd	<b>9.1%</b> (n=1)
4th	<b>0.0%</b> (n=0)
5th	<b>0.0%</b> (n=0)
6th	<b>0.0%</b> (n=0)
7th	<b>27.3%</b> (n=3)
8th	<b>0.0%</b> (n=0)
9th	<b>0.0%</b> (n=0)
10th	<b>0.0%</b> (n=0)
11th	<b>0.0%</b> (n=0)
12th	<b>0.0%</b> (n=0)
Non-grade level	<b>9.1%</b> (n=1)
More than one grade level (Multiple positions)	<b>18.2%</b> (n=2)
Other	<b>0.0%</b> (n=0)

## Student Teaching: Public/Private/Charter

**Experiential 95:** Please indicate the grade you taught and whether the school was public or private.

	Undergraduate <i>n=10</i>
Public	100.0% ( <i>n=10</i> )



## Student Teaching

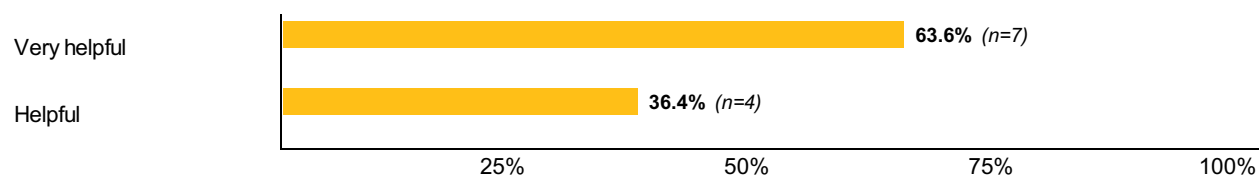
**Experiential 96:** Were you offered full-time employment as result of your student teaching experience?

	Undergraduate <i>n=11</i>
Yes	9.1% ( <i>n=1</i> )
No	81.8% ( <i>n=9</i> )
I'd rather not answer	9.1% ( <i>n=1</i> )

## Student Teaching

**Experiential 97:** How helpful was your student teaching experience in preparing you for the workplace/your career?

Undergraduate (n=11)



## Study Abroad/Away with internship or practicum component

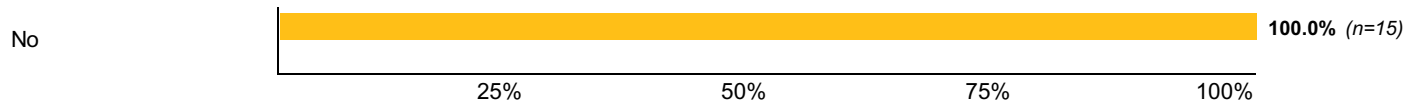
**Experiential 99:** How many study abroad/away experiences with internship or practicum components did you complete?

	<b>Undergraduate n=15</b>
1	<b>86.7%</b> (n=13)
2	<b>13.3%</b> (n=2)
3	<b>0.0%</b> (n=0)
4	<b>0.0%</b> (n=0)
5	<b>0.0%</b> (n=0)
More than 5	<b>0.0%</b> (n=0)

## Study Abroad/Away with internship or practicum component

**Experiential 101:** Were you offered full-time employment as result of any of your study abroad/away experiences with internship or practicum components?

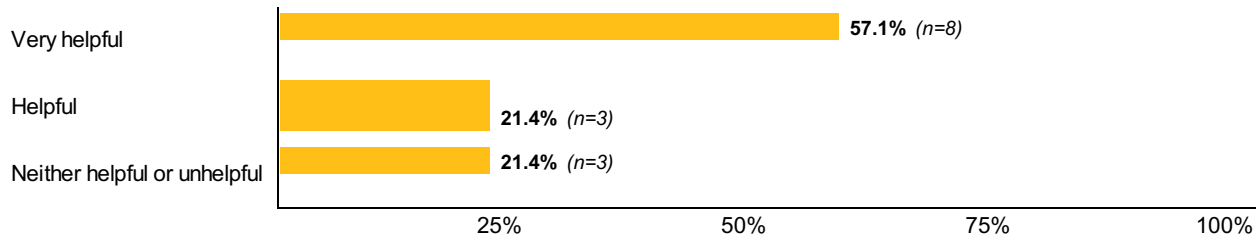
Undergraduate (n=15)



## Study Abroad/Away with internship or practicum component

**Experiential 102:** How helpful were your study abroad/away experiences with internship or practicum components in preparing you for the workplace/your career?

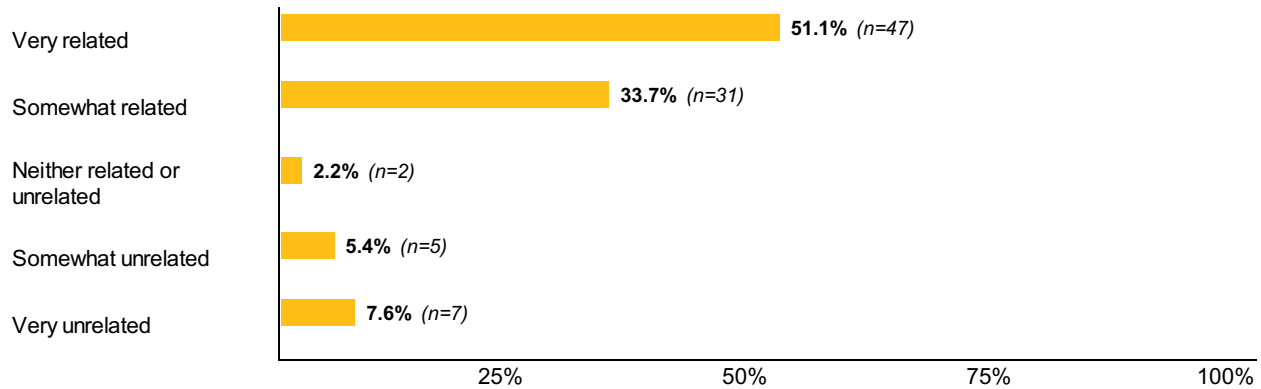
Undergraduate (n=14)



## Satisfaction

**Satisfaction 105:** How related is your reported primary post-graduation occupation to your program/area of study?

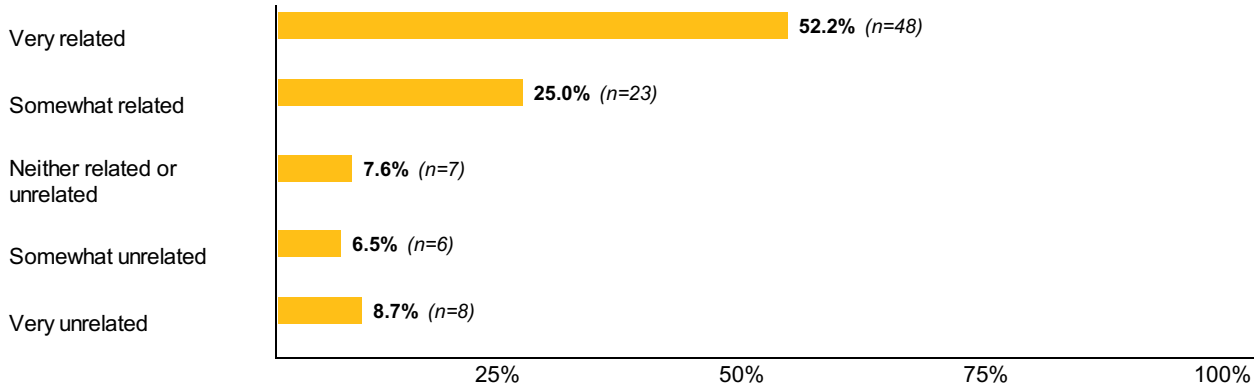
Undergraduate (n=92)



## Satisfaction

**Satisfaction 106:** How related is your reported primary post-graduation occupation to your career goals?

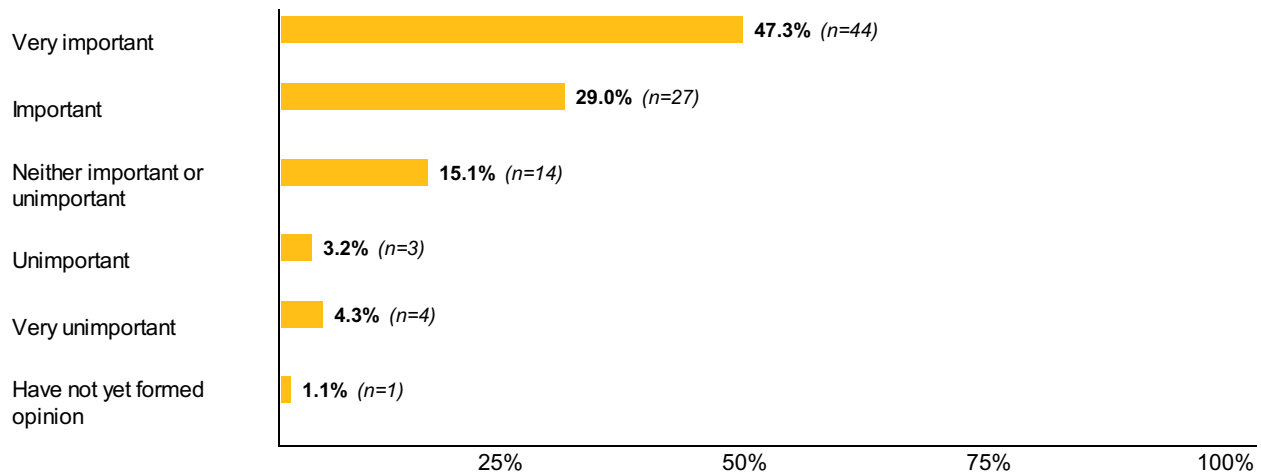
Undergraduate (n=92)



## Satisfaction

**Satisfaction 107:** How important to you is it that your reported primary post-graduation occupation or career is related to your program/area of study?

Undergraduate (n=93)

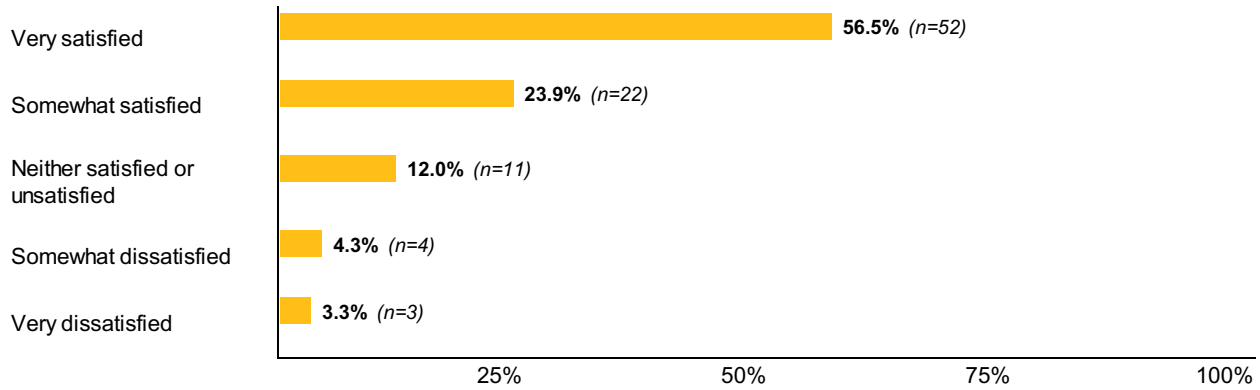




## Satisfaction

**Satisfaction 108:** How satisfied are you with your reported primary post-graduation occupation?

Undergraduate (n=92)



## Motivation

**Motivation 109:** Which of these best describes your situation before beginning the degree you recently completed? (Select all that apply)

	<b>Undergraduate</b> <i>n=90</i>
Recently completed high school or GED	<b>93.3%</b> ( <i>n=84</i> )
Working part-time	<b>15.6%</b> ( <i>n=14</i> )
Recently completed post-secondary education	<b>4.4%</b> ( <i>n=4</i> )
Working full-time	<b>4.4%</b> ( <i>n=4</i> )
Caring for children or other family	<b>2.2%</b> ( <i>n=2</i> )
Engaged in military service	<b>1.1%</b> ( <i>n=1</i> )
Unemployed and not seeking employment	<b>1.1%</b> ( <i>n=1</i> )

## Motivation

**Motivation 110:** What was your primary motivation when beginning the degree you recently completed?

	<b>Undergraduate</b> <i>n=89</i>
Employment opportunities	<b>48.3%</b> ( <i>n=43</i> )
Personal enrichment	<b>22.5%</b> ( <i>n=20</i> )
Job satisfaction	<b>13.5%</b> ( <i>n=12</i> )
Impact on society	<b>10.1%</b> ( <i>n=9</i> )
Income potential	<b>2.2%</b> ( <i>n=2</i> )
Professional prestige	<b>2.2%</b> ( <i>n=2</i> )
Other	<b>1.1%</b> ( <i>n=1</i> )

## Motivation

---

**Motivation 111:** What was your primary motivation when finishing the degree you recently completed?

	<b>Undergraduate</b> <i>n=90</i>
Employment opportunities	<b>45.6%</b> ( <i>n=41</i> )
Job satisfaction	<b>15.6%</b> ( <i>n=14</i> )
Impact on society	<b>15.6%</b> ( <i>n=14</i> )
Personal enrichment	<b>11.1%</b> ( <i>n=10</i> )
Income potential	<b>5.6%</b> ( <i>n=5</i> )
Professional prestige	<b>4.4%</b> ( <i>n=4</i> )
Other	<b>2.2%</b> ( <i>n=2</i> )

## Motivation

**Motivation 112:** How helpful was your degree in allowing you to affect each of the following outcomes? Please rate each option from "Very Unhelpful" to "Very Helpful."

	<b>Undergraduate n=86</b>
Employment opportunities = Very Helpful	<b>31.4%</b> (n=27)
Employment opportunities = Helpful	<b>43.0%</b> (n=37)
Employment opportunities = Neither Helpful nor Unhelpful	<b>7.0%</b> (n=6)
Employment opportunities = Unhelpful	<b>4.7%</b> (n=4)
Employment opportunities = Very Unhelpful	<b>4.7%</b> (n=4)
Employment opportunities = Have not yet formed opinion	<b>9.3%</b> (n=8)
Impact on society = Very Helpful	<b>18.6%</b> (n=16)
Impact on society = Helpful	<b>40.7%</b> (n=35)
Impact on society = Neither Helpful nor Unhelpful	<b>27.9%</b> (n=24)
Impact on society = Unhelpful	<b>3.5%</b> (n=3)
Impact on society = Very Unhelpful	<b>2.3%</b> (n=2)
Impact on society = Have not yet formed opinion	<b>7.0%</b> (n=6)
Income potential = Very Helpful	<b>19.8%</b> (n=17)
Income potential = Helpful	<b>33.7%</b> (n=29)
Income potential = Neither Helpful nor Unhelpful	<b>19.8%</b> (n=17)
Income potential = Unhelpful	<b>11.6%</b> (n=10)
Income potential = Very Unhelpful	<b>5.8%</b> (n=5)
Income potential = Have not yet formed opinion	<b>9.3%</b> (n=8)
Job satisfaction = Very Helpful	<b>24.4%</b> (n=21)
Job satisfaction = Helpful	<b>44.2%</b> (n=38)

Job satisfaction = Neither Helpful nor Unhelpful	<b>15.1%</b> (n=13)
Job satisfaction = Unhelpful	<b>5.8%</b> (n=5)
Job satisfaction = Very Unhelpful	<b>3.5%</b> (n=3)
Job satisfaction = Have not yet formed opinion	<b>7.0%</b> (n=6)
Personal enrichment = Very Helpful	<b>40.7%</b> (n=35)
Personal enrichment = Helpful	<b>43.0%</b> (n=37)
Personal enrichment = Neither Helpful nor Unhelpful	<b>5.8%</b> (n=5)
Personal enrichment = Unhelpful	<b>2.3%</b> (n=2)
Personal enrichment = Very Unhelpful	<b>4.7%</b> (n=4)
Personal enrichment = Have not yet formed opinion	<b>3.5%</b> (n=3)
Professional prestige = Very Helpful	<b>24.4%</b> (n=21)
Professional prestige = Helpful	<b>47.7%</b> (n=41)
Professional prestige = Neither Helpful nor Unhelpful	<b>10.5%</b> (n=9)
Professional prestige = Unhelpful	<b>5.8%</b> (n=5)
Professional prestige = Very Unhelpful	<b>4.7%</b> (n=4)
Professional prestige = Have not yet formed opinion	<b>7.0%</b> (n=6)