



WISDOM ACADEMY

Introduction to Feng Shui

JAMPA LUDRUP

Lesson 9:
Introduction to Flying Star Feng Shui,
Parts 2 & 3

Course Notes



COURSE OUTLINE

Module two

Review of the exercise

- **Compass directions**
- **Sitting and Facing directions of the building**

The Lo Shu square in different periods

- Characteristics of the numbers 1 to 9
- Good combinations
- Bad combinations
- Enhancing good combinations
- Suppressing bad combinations

The Stars

- Mountain stars
- Water stars
- The 24 directions
- Flying the water star
- Flying the mountain star

Exercise

- Flying the stars for various orientations in period 7



The Lo Shu square in different periods

- ***Lo Shu square for Period 3.***

2	7	9
1	3	5
6	8	4



The Lo Shu square in different periods

- ***Lo Shu square for Period 4.***

3	8	1
2	4	6
7	9	5



The Lo Shu square in different periods

- ***Lo Shu square for Period 5.***

4	9	2
3	5	7
8	1	6



The Lo Shu square in different periods

- ***Lo Shu square for Period 6.***

5	1	3
4	6	8
9	2	7



The Lo Shu square in different periods

- ***Lo Shu square for Period 7.***

6	2	4
5	7	9
1	3	8



The Lo Shu square in different periods

- ***Lo Shu square for Period 8.***

7	3	5
6	8	1
2	4	9



The Lo Shu square in different periods

- ***Lo Shu square for Period 9.***

8	4	6
7	9	2
3	5	1



Compass Directions

- You do not need to buy a Geomancer' s compass (Luo Pan).
- Authentic ones are very hard to find.
- They are precision instruments and must be made by master craftsmen.
- You only need a good quality compass and to know how to take accurate bearings for the building orientation.
- Bearings should be accurate to one degree.



Compass Directions

- The compass rose is divided into 24 sections.
- Each of the 8 cardinal and secondary directions is divided into 3 equal sectors of 15 degrees each.

S	S1	158 – 172
	S2	173 – 187
	S3	188 – 202
SW	SW1	203 – 217
	SW2	218 – 232
	SW3	233 – 247
W	W1	248 – 262
	W2	263 – 277
	W3	278 – 292
NW	NW1	293 – 307
	NW2	308 – 322
	NW3	323 – 337
N	N1	338 – 352
	N2	353 – 7
	N3	8 – 22



Compass Directions

NE	NE1	23 – 37
	NE2	38 – 52
	NE3	53 – 67
E	E1	68 – 82
	E2	83 – 97
	E3	98 – 112
SE	SE1	113 – 127
	SE2	128 – 142
	SE3	143 – 157



Lines of Emptiness

- Directions that lie directly on the boundary between two directions are called 'Lines of Emptiness'. For example between SE3 and S1 at a bearing of 157.5 degrees, or between N1 and N2 at 352.5 degrees.
- Emptiness lines block the energy coming from that direction, even if it should be beneficial.
- They also exist right at the centre point of each compass direction. For instance, N2 at 0.0 degrees, E2 at 90.0 degrees and NW3 at 330.0 degrees.
- Sometimes, putting metal next to the door or on the door itself is enough to move the direction one or two degrees from the emptiness line.
- Otherwise, you can use magnets to change the direction of the door.
- Placing a holy image opposite the front door is also said to unblock the emptiness line, so this is always good to do.




Determining the direction of the Building

- We must take into account both the facing direction of the building and its sitting direction.
- The facing direction is the direction the front door faces.
- The sitting direction is the direction of the back of the building.
- If the entrance is cramped or not obvious then use the most Yang direction where a river or road is, or where the most light comes from.
- For apartments, use the direction of the most Yang energy unless the front door to the apartment is facing exactly the same way as the door of the apartment building – then use that door direction.



Sitting and Facing directions of the Building

- A building that faces Southeast, sits Northwest.
A building that faces North, sits South.
- With regard to the Compass School, a house that faces Southeast, sits Northwest. And as Northwest is the 6 Killings direction for Gua 1 then that is no good.
- Likewise if your Gua number is 6 (west group) your best direction is West. But a house that faces West, is sitting East, which is the 5 Ghosts direction, so that also is no good.
- The only good front door orientations for East group people are North and South.
- The only good front door orientations for West group people are Northeast and Southwest.
- This means that people with Gua numbers 1, 9, 6 and 7 should not use their best direction for their front door.





Main door orientations

- However, the Compass School text says:

If your Gua number is:and the main door is facing:	
6	SW NE or W	<ol style="list-style-type: none">1. You will be prosperous.2. You and you descendants will be extremely wealthy.
2	NW NE or W	<ol style="list-style-type: none">1. Husband and wife will be harmonious.2. Get honour from the King.
8	W NW and SW	<ol style="list-style-type: none">1. You will have a lot of descendants.2. Your house will be filled with wealth and gold
7	NE NW and SW	<ol style="list-style-type: none">1. Your family will be prosperous.2. Your ancestor' s property will grow under your care.
3	SE S and N	<ol style="list-style-type: none">1. You will gain promotion quickly and have lots of children.2. You get fame and riches quickly.
4	E S and N	<ol style="list-style-type: none">1. Your family will have brilliant scholars.2. Your prosperity will last.
1	S E and SE	<ol style="list-style-type: none">1. Your cupboard is full of food and money.2. Lots of descendants.
9	N E and SE	<ol style="list-style-type: none">1. Plenty of gold and silver for the family.2. You will have intelligent sons.



The Stars

- There are two stars for each of the nine sectors of the building.
- They depend on the sitting and facing directions of the building.
- The star that depends on the sitting direction is called the 'Mountain Star' .
- The star that depends on the facing direction of the building is called the 'Water Star' .
- They appear as small numbers to the right and left of the main period number for each sector.
- The number on the left is the mountain star.
- The number on the right is the water star.



Mountain Star and Water Star


- For example for a period 7 house that faces South:
- The number of the sector in the sitting direction is 3, therefore the mountain star is 3 and is put at the left of the number in the central sector.
- The number of the facing direction is 2, therefore the water star is 2 and is put at the right of the number in the central sector.
- Remember to always put south at the top in the Lo Shu square.

6	2	4
5	³ 7 ²	9
1	3	8



Mountain Star and Water Star

- For a period 8 house that faces Northwest:
- The number of the sector in the sitting direction is 7, therefore the mountain star is 7 and is put at the left of the number in the central sector.
- The number of the facing direction is 9, therefore the water star is 9 and is put at the right of the number in the central sector.

7	3	5
6	⁷ 8 ⁹	1
2	4	9 



Mountain Star and Water Star

- The water star controls prosperity and wealth luck. It is an indicator of business and financial prospects, and career development.
- An auspicious water star may occur in any of the sectors and is activated using water features.
- The mountain star governs relationship, romance, health, family and mental attitudes.
- An auspicious mountain star also may occur in any sector and is activated using earth element features such as crystals, ceramics and stone sculptures representing symbols of success.
- Auspicious mountain and water stars are most potent when they occur in the sector that has the front door.



How the Stars 'Fly'

- The water star and the mountain star both fly in exactly the same pattern as the numbers of the original Lo Shu square – however, sometimes they fly in the reverse direction.
- The direction depends on the sub-sector of the compass direction of the facing direction (for example N1, SW2, E3 and so on) and whether the number is odd or even..

Compass Direction	First sub-sector (for example S1)	Second sub-sector (for example S2)	Third sub-sector (for example S3)
Direction of flight of odd numbers	+	-	-
Direction of flight of even numbers	-	+	+



How the Mountain Star Flies


- Returning to our example of a period 7 house that faces South.
- The exact direction is South 1.
- The mountain star is odd and so it flies 'plus' because the direction is the first sub-sector of the south.

2 6	7 2	9 4
1 5	3+ 7	5 9
6 1	8 3	4 8



How the Water Star Flies

- The water star is even and so it flies 'minus' because the direction is the first sub-sector of the south.

6 ³	 2 ⁷	4 ⁵
5 ⁴	7 ²⁻	9 ⁹
1 ⁸	3 ⁶	8 ¹



How the Stars Fly

- The complete Flying Star chart for a period 7 house facing South 1 looks like this:

S1

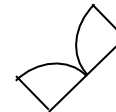
2 6 3	7 7 2	9 4 5
1 5 4	3+ 2- 7	5 9 9
6 1 8	8 3 6	4 8 1



How the Stars Fly

- This is the chart for a period 7 house facing Northwest 3:

5 7 6	1 3 2	3 5 4
4 6 5	6+ 8+ 7	8 1 9
9 2 1	2 4 3	7 9 8



NW3



Exercise

Draw the charts for a period 7 building
that faces:

- South 2/3
- Southwest 1
- East 2/3



COURSE OUTLINE

Module three

- Reviewing the exercise

Period Eight


- Constructing Period 8 charts



How the Stars Fly

- This is the chart for a period 7 house facing South 2/3 :

S2/3

4 1 6	 8 6 2	6 8 4
5 9 5	3- 2+ 7	1 4 9
9 5 1	7 7 3	2 3 8



How the Stars Fly

- This is the chart for a period 7 house facing Southwest 1 :

9 5 6	5 9 2	7 7 4
8 6 5	1+ 4 - 7	3 2 9
4 1 1	6 8 3	2 3 8

SW1



How the Stars Fly

- A period 7 house facing East 2/3

E2/3

1 6 6	5 1 2	3 8 4
2 7 5	9- 5- 7	7 3 9
6 2 1	4 9 3	8 4 8



How the Stars Fly in the Period 8

- The stars fly exactly the same in the period of 8 as in the period of seven except for the 5 star when it appears as the central mountain or water star.
- The 5 star flies differently in different periods depending on the sector that the building faces.
- The rule is, *if the central mountain or water star is 5 and the period number is odd then the 5 flies the same as all the odd numbers (that is, plus, minus, minus). If the period number is even the 5 flies the same as all the even numbers (that is, minus, plus, plus).*
- It only affects buildings that face Southwest or Northeast in the period of 8.
- This is also the case in the periods of 2 (again affecting only NE and SW), 4 (affecting NW and SE) and 6 (again affecting NW and SE). So also bear this in mind when you do the chart for old buildings that have not been renovated for a long time and which face these directions.



How the Stars Fly in the Period 8

- For example a period of eight building that faces SW2/3.

SW2/3

1 4 7	6 9 3	8 2 5
9 3 6	2+ 5+ 8	4 7 1
5 8 2	7 1 4	3 6 9



Exercise

Draw the charts for a period 8 building that faces:

- North 1
- West 2/3
- Southwest 1
- Northeast 2/3