




Introduction to Field Education

U-M School of Social Work
Office of Field Instruction

Introductions

Presenters:

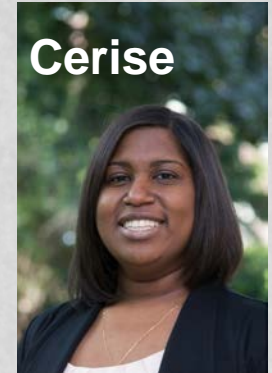


- Now: Introduction to Field Education: **Daniel Fischer**, LMSW, Clinical Faculty and Assistant Dean of Field Education
- Later: School Social Work Specialization & Certification Information: **Stacy Peterson**, LMSW, Field Faculty & **Beth Sherman**, LMSW, Clinical Faculty



Introductions continued

To answer your questions:

- **Su Crabb**, LMSW, Field Faculty
- **Mary Eldredge**, LMSW, Field Faculty
- **William Vanderwill**, LMSW, Field Faculty
- **Michelle Woods**, LMSW, Director of Career Services
- **Cerise Carrington**, LMSW, Financial Aid, Admissions and Student Services Officer



* Type your questions into the chat box and our faculty and staff will respond to you via chat.

What is “Field”?

Field education (field placement, field practicum, field experience or simply “field”) is the hands-on, real-world training portion of the MSW curriculum.

- What? Hands-on learning & practice
- Where? Community agency or organization



Field is the opportunity for you to take what you learn in the classroom and apply and practice these concepts and skills in a real world learning environment.

Why is field important?

To learn and to serve

Students are expected to:

- Integrate life experiences, classroom education, previous work/volunteer experiences and apply them to field experience
- Reflect on your strengths and areas for growth
- Become an experienced lifelong learner: learning to know what you don't know
- Serve individuals, families and communities and strive for social justice



Everything you do in field is a learning experience

What does a field placement look like?

Who is involved?



Student,
*MSW
candidate*



**Field
Instructor,**
*supervisor
at the
agency*



**Field
Faculty,**
*U-M SSW
faculty
member*

What does a field placement look like?

How does it work?



**Field
Faculty,**
*U-M SSW
faculty
member*

- You will be placed by method and concentration
- We will monitor and support your learning through group site visits, individual meetings and virtual communication



**Field
Instructor,**
*supervisor
at the
agency*

- You and your field instructor will decide on assignments and learning goals
- They will teach, supervise and rate you based on your performance and growth

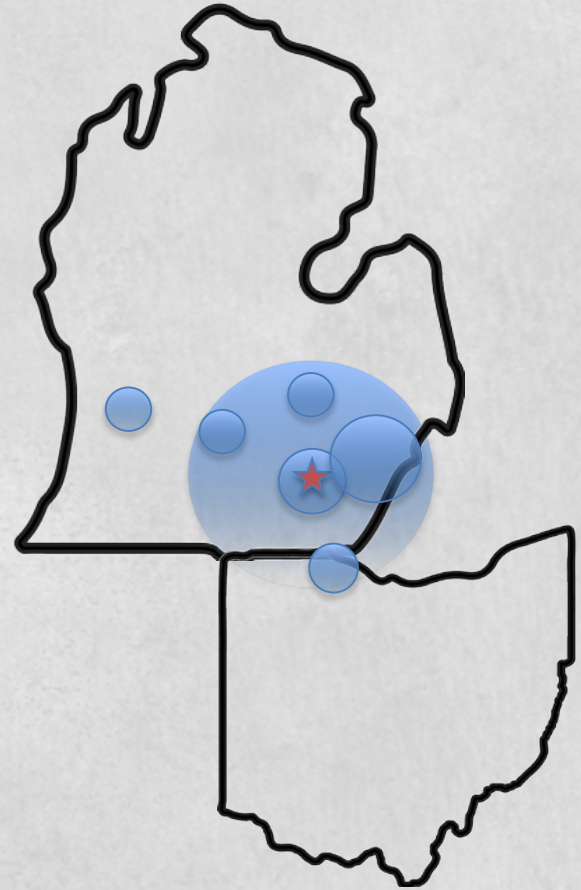
What does a field placement look like?

Where will my field placement be?



Student,
MSW
candidate

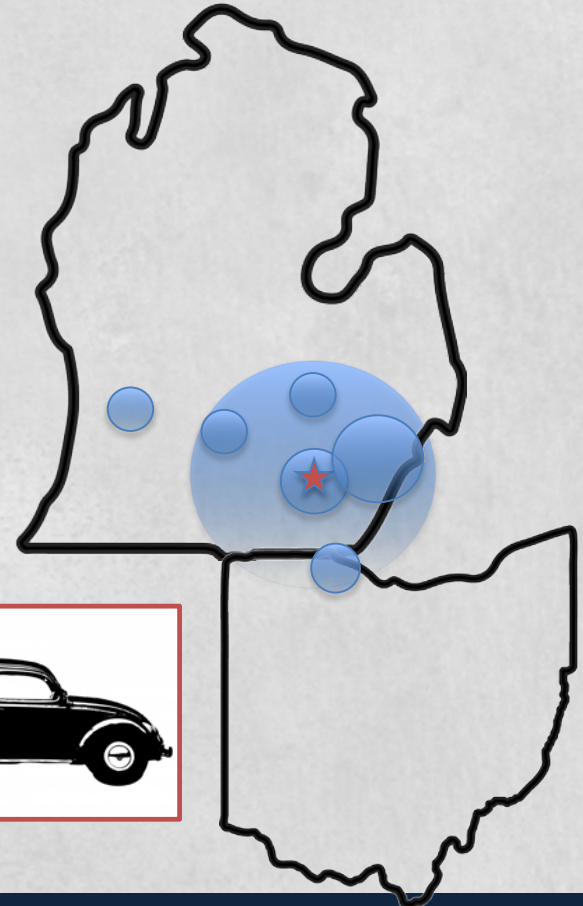
- “Local” options in Michigan and Northern Ohio, most in Ann Arbor and Detroit
- Most students travel more than 30 minutes, many 60 minutes
- National and international field placement options



What does a field placement look like?

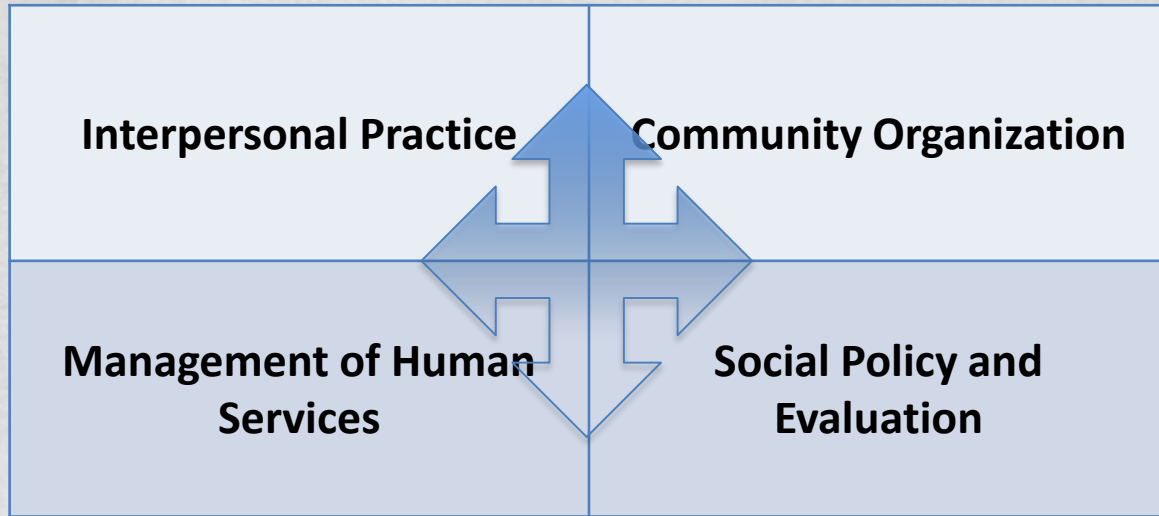
How do I get there?

- Indicate on your field placement application if you do not have a car
- Placement options are limited if you do not have personal transportation
- SSW travel stipend if you travel outside a 30 mile radius
- Carpooling with others students
- Ann Arbor Transportation Authority (ride for free)



What does a field placement look like?

What will I do in field?



What does a field placement look like?

Why do I need to learn and practice these skills?

Practice and
apply classroom
theories in real-
world setting

Practice
navigating ethical
concerns
according to the
NASW Code of
Ethics

Practice
behaviors that
lead to
competency in
the CSWE Core
Competencies



What is expected of you in your field placement?

Entering your field placement

Agencies and Field Instructors understand that you're a student who is there to learn. You are not expected to come in with any specific social work skills or knowledge, as this is what you will be learning in the program.

However, as a professional graduate social work student you are expected to have skill and attributes in the following areas:

- Communication
- Intellectual and Cognitive Ability
- Emotional and Behavioral Readiness



What is expected of you in your field placement?

Those with work significant experience in social work settings

If you are someone entering the program who has worked in a social work setting (other than your undergraduate field placement), please indicate this on your field placement application in the comments section.

We can often find you field placements that will challenge you by encouraging you to explore a different topic, setting or to learn more advanced skills.



What is expected of you?



Best approach to field

- Field is a class
- Embrace all you do as learning
- Be open, flexible and patient
- Be willing to seek out opportunities
- Take risks and make mistakes
- Expect responsibilities to progress every term
- Engage in self-reflection and be a critical thinker
- Pace of advancement will differ
- Be prepared to face challenges
- Embrace discomfort rather than avoid it
- Manage uncertainty
- You may question the agency's approaches and policies
- Want, seek and use feedback

How is field different than jobs and internships?

Field placement, internships and jobs

- Opportunity to practice in the real world environments, similar to other professions. Remember field is a class.
- Developing social work competencies, your professional identity and behavior.
- You will complete a learning contract (“educational agreement”) where you will identify assignments that will guide your learning experience
- Your presence will be a benefit to the clients and communities you are serving, but the main purpose is your learning
- A few agencies do provide stipends but not all



When do I apply for my field placement?

Standard dates

Thurs
May
17

Advanced Standing
& any special scholarships
that follow the Advanced
Standing curriculum
schedule

Thurs
May
17

20-month
& any special scholarships
that follow the 20-month
curriculum schedule

Thurs
October
18

16-month
& any special scholarships
that follow the 16-month
curriculum schedule



When do I apply for my field placement?

Reasons why you would apply for field at a different time

Interest in...



When do I apply for my field placement?

Reasons why you would apply for field at a different time

Interest in...



Thurs
May
17

Mary A. Rackham Institute –
16-month Fall start

- University Center for the Child and Family (UCCF)
- University of Michigan Psychological Clinic (UPC)

Information Webinar on
May 10

Wed
Sept
26

Michigan Medicine – 16-month
early application

In-person Information Session on
September 10



How to apply for your field placement

Review the web resource

Steps to Apply for Your Field Placement:

1. Prepare to Apply
2. Compose and Submit Your Field Application
3. Interview
4. Prepare to Start



How to apply for your field placement

How to prepare to apply

- Reflect on your learning goals and current skills
- Reflect on what qualities you're looking for in a field supervisor (field instructor)
- Reflect on what you'd like your first job to be once you leave the MSW program and what basic skills you need to be qualified

Remember: Be flexible and open-minded; every field placement is a learning experience



How to apply for your field placement

Compose your goal statement and resume

Goal statement: 1-2 page written statement that we share with potential your field placements to give them an idea of your knowledge, skills and interests

- Follow the goal statement guidelines to compose

Resume: Same as any other resume, but with any social work experience or skills emphasized

- The Office of Career Services (CSO) website has guidelines and examples

BOTH: Email your drafts to the CSO Writing Center before you submit (optional); must be submitted to CSO (ssw-cso@umich.ed) at least 2 weeks prior to field application deadline.



How to apply for your field placement

Review the available field placements and submit your field placement application

- Search available field placements
- Rank your top 6 choices
- Fill out the remainder of the field placement application
- Upload your goal statement and resume



How to apply for your field placement

If you're interested in a field placement that's not listed

- Please don't reach out directly to the agency
- Reach out to our office
 - If we already work with them
 - If we don't already work with them



What happens after you apply

Confirmation email

Email to introduce your initial field faculty placer

Field Faculty will review your materials

**Your materials will be sent to a field agency
(usually your first choice)**



What happens after you apply

Interview process

- One agency at a time
- In-person, phone or virtual



Interview resources

- Incoming field student website
 - Tips for interview prep
 - Tips for interviewing in different formats
 - Sample interview questions
 - Tips for professional dress
 - Links to campus-wide resources




What happens after your interviews

Check in with the field placement

Health screenings & drug testing

Background checks

- The U-M SSW has had a long standing commitment to assist individuals with conduct issues so that they can pursue their MSW



Other important information

- Letters of Recommendation
- Americans with Disabilities Act (ADA) & [Services for Students with Disabilities \(SSD\)](#)
- Social Work Licensing
 - [Association of Social Work Boards](#)
 - U-M SSW Career Services Office (ssw-cso@umich.edu)
- [International Students](#)
- Undocumented Status
 - U-M SSW Office of Student Services (ssw-oss@umich.edu)



Let's talk! Schedule your phone call with a field faculty!



Presenters



**Clinical Assistant Professor of Social Work
Beth Sherman, MSW, LMSW**

Professor Sherman specializes in the area of social work practice with children and youth. In addition to teaching, she coordinates the *School Social Worker Specialization*.



**Field Educator, Liaison / LEO Lecturer IV
Stacy L. Peterson, MSW, LMSW**

Professor Peterson is a field educator and liaison in the Office of Field Instruction. She works primarily with students interested in children and youth, juvenile justice, and school social worker practice.



Goals

- To provide information about the school social work specialization and certification.
- To provide information about the school social work specialization field placement process.

U-M [Social Work in School Settings](#) page.



Overview

- Roles and Qualities
- Requirements for School Social Work Specialization:
 - UMSSW School Social Worker Specialization
 - Michigan Approval Process
 - Other States' Requirements
- School Based Placement Process
- Contacts and Additional Resources



Roles and Abilities

Roles:

- Engagement
- Assessment
- Intervention
- Advocacy
- Evaluation

Abilities:

- Independent
- Flexible
- Efficient in a fast-paced environment
- Organized



Course Requirements

- SW612: Mental Health & Mental Disorders of Children and Youth
- SW629: Social Worker Interventions
- SW 642: Social Worker Policy and Services
- SW515/SW691: 500 Field Hours of direct service with children/youth/families



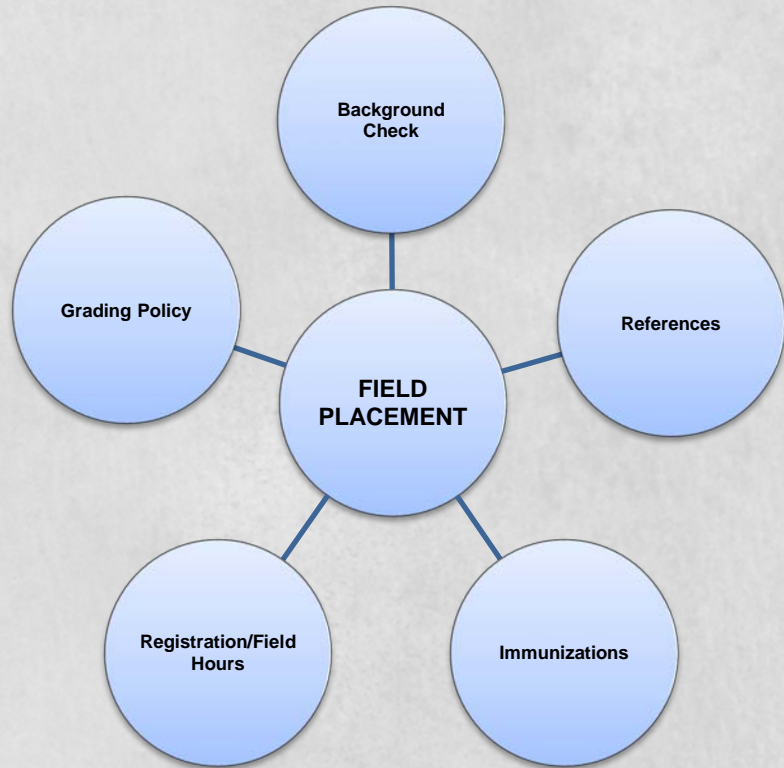
Approval Process

- State of Michigan School Social Worker Approval Process:
 - [Form 310 Recommendation for Temporary Approval Request Form](#)
- Other States' Requirements: Each state has its own requirements for school social workers, please check your state's department of education web site for details.



School-Based Placement Process

- Review/Timeline
- Criminal Background Check
- References
- Immunizations
- Registration/Field Hours
- Grading Policy



Contact Information

- Beth Sherman, MSW, LMSW
Assistant Clinical Professor
School Social Worker Specialization Coordinator
shermanb@umich.edu
- Stacy L. Peterson, MSW, LMSW
Field Faculty, Lecturer IV
stacyk@umich.edu



Resources

- **School Social Worker Specialization**

<http://ssw.umich.edu/programs/ce/schools/>

- **School Social Worker Form 310**

<http://ssw.umich.edu/programs/ce/schools/eligibilityrequestform.pdf>

- **School Social Workers Association of America**

<http://www.sswaa.org>

- **Michigan Association of School Social Workers**

<http://masswmi.org>

- **School.Social.Works**

<http://www.sitemaker.umich.edu/school.social.works/home>

- **State Practice Requirements**

http://nasbe.org/healthy_schools/hs/bytopics.php?topicid=2170&catExpand=acdnbtm_catB.,%2006-09-2010

