

OPEN & CLOSED

IRREGULAR SYLLABLES

Games & Activities



Teacher Notes

Teaching students to read is challenging. Students need so much practice reading different types of words in a variety of contexts to develop fluency.

This unit focuses on helping students read multisyllabic words with irregular, non-decodable syllables. I've included common prefixes and suffixes that are decodable, as well. Most of the words are two-syllable words. However for some of the more complicated irregular syllables I have included common three-syllable and four-syllable words as well. Most of the syllables have short vowels, one letter long vowels, and some vowel teams. I have included some vowel teams and other irregular vowel sounds, if the word is common for early elementary reading.

On page five is Word List. I have chosen words for this unit that students will both encounter in their wide reading of text, but also words that will be familiar to early elementary students.

This unit is perfect for students who know how to read simple two-syllable words, but who are struggling to read irregular syllables.

Each of the activities approaches the word reading and syllabication slightly differently so that students have plenty of practice in a variety of activities and games. Most the games and activities are independent activities; some games can be played with a partner.

If you would like additional words or activities added to this unit, please let me know via email.

All my best,

Jessica

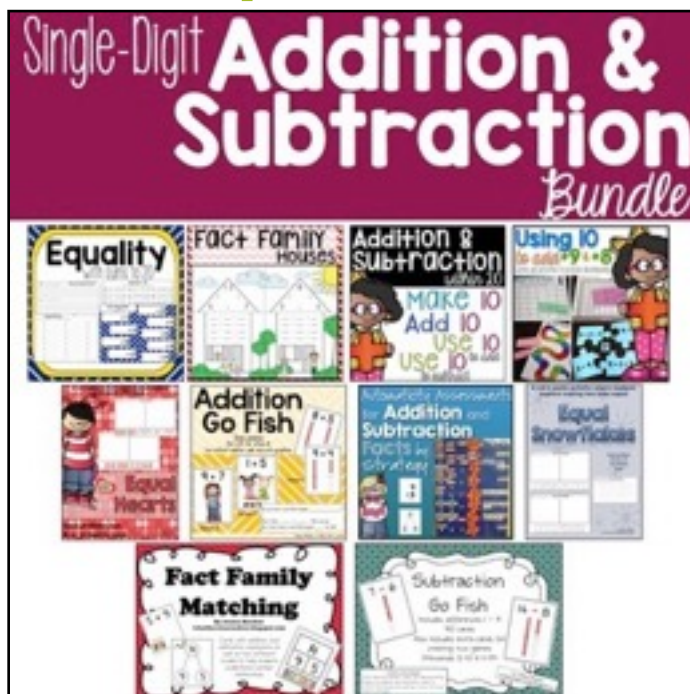

What I Have Learned

WHAT I have LEARNED



Do you like what you see?

Check out my other products:



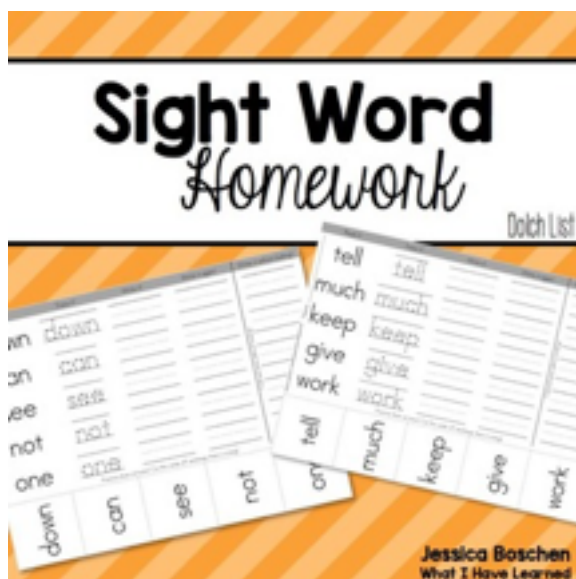
WANT MORE?

Sign up to receive updates, blog posts, resources, and exclusive freebies. Plus, receive a full product for FREE just for signing up!

First Name

E-Mail Address

SIGN ME UP!



Don't forget to earn credits by providing feedback.

If you have any questions, please email jessica@whatihavelearnedteaching.com.
I'm happy to help.





All rights reserved. For use in one classroom only.. This document cannot be redistributed without permission.

Thank you to . . .

KPM Doodles Lovin' Lit

David's Simple Teaching

Bubbly Borders & More



Holiday

Math

Social Studies

Science

English Language Arts

Table of Contents

Activity / Resource	Objective	Page
Anchor Charts	Understand the new vocabulary and use the charts as a reference.	6
Syllable & Word Cards	Use the syllable cards for a variety of matching activities, including pocket chart sorts and Go Fish.	18
Sorts	Sort syllables, words and pictures into a variety of groups.	59
Read Words by Syllables & Fluency Strips	Read the word cards by syllables by pointing to the syllable parts. Includes picture cues. Fluency Strips have similar syllabic patterns on each strip.	73
Break Apart into Syllables	Break apart the words into syllables using a diagonal line and write the syllables separately.	III
Puzzles	Match two syllable word parts in a variety of puzzle games. Includes recording sheets.	122
Cut & Paste	Match syllable word parts to create the word. Sort open / closed syllables.	203
Roll & Spin Syllables	Roll or spin to make a word. Identify if it is a real word or a nonsense word.	217
Match Missing Syllable	Match the missing syllable to make the word in the picture.	242
Flip Book	Cut apart the syllable parts and make a flip book. Make real and nonsense word combinations.	257
Board Game	Identify if a syllable is a closed or open syllable and move along the game board.	279
Coloring	Identify if a word has open or closed syllables. Identify the syllable pattern in a word.	284

Words in This Unit

cle	dle	ble	fle / zle	ple
circle uncle article vehicle miracle	doodle noodle needle middle huddle puddle	cable table wobble double scramble tumble	sniffle shuffle drizzle fizzle puzzle	maple ripple sample simple purple



tle	gle	kle	ture	ly
little beetle cattle gentle castle turtle	angle giggle wiggle single jungle struggle	crackle tackle freckle pickle twinkle buckle	capture creature mixture future nature pasture	badly closely finally loudly really easily

sion	tion	al	ous	able / ible
permission explosion decision television version vision	action subtraction contraction creation decoration exploration	dental final global mental normal signal	serious various previous famous curious enormous	dependable breakable readable possible responsible terrible

tive	ful		ance	ence
active cooperative positive negative native captive	careful colorful fearful playful thankful beautiful		distance instance fragrance brilliance vibrance	patience silence absence difference excellence dependence

Anchor Charts

The following anchor charts can be used as whole class reference / anchor charts or as individual reminders. Print the charts full-page or print them four-to-a-page for individual student use. Some of these anchor charts are the same as those in the Regular Two-syllable Open / Closed packet. I have added anchor charts for the irregular syllables in this packet.



Syllable Cards

The following syllable cards can be used for matching activities in pocket carts, memory games, go fish games, and much more. Any game that has a student match two parts can be played with these cards.

Some words in this product have three syllables or more.

Those syllable cards are at the end on separate pages grouped by number of syllables. Use them to have students build words in a pocket chart or other activities.

Printing the syllables sets on different colored paper will help students see the difference between the first and second syllable and make game playing easier. Print the cards on the same colored paper to make the games more challenging.

gig	wig	sin
strug	junc	crac
tac	frec	pic
twin	buc	cap
crea	mix	fu

gle	gle	gle
gle	gle	kle
kle	kle	kle
kle	kle	ture
ture	ture	ture

Word Cards

The following word cards can be use for the activities in this packet, including some of the worksheets that are open ended. The words are grouped by type of syllable pattern as listed on the Words in This Unit page.

Print the words on different colored paper to distinguish between the type of syllable division or number of syllables. Or print the word cards all on the same colored paper to make students work a little bit harder.

cable	table
wobble	double
scramble	
tumble	

doodle	noodle
needle	middle
huddle	puddle

Sorts

The following sorting activities allow students to approach syllabication in various ways mainly sorting by irregular syllable and by number of syllables. If you would like additional sorting activities, please email me.

Students sort the cards onto a sorting mat or into a pocket chart. Included on the following pages are sorting mats and picture cards. The Word Cards at the beginning of the unit can also be used for these sorting activities.

Number of Syllables

two-syllables

three-syllables



Fluency Strips

The following fluency strips have similar syllabic patterns and can be used as a quick read during guided reading groups.

circle	cable	maple
uncle	table	ripple
article	wobble	sample
vehicle	double	simple
miracle	scramble	purple
doodle	tumble	little
needle	sniffle	beetle
middle	shuffle	cattle
huddle	drizzle	gentle
puddle	fizzle	castle
	puzzle	turtle

angle		
giggle		
wiggle		
single	capture	badly
jungle	creature	closely
crackle	mixture	finally
tackle	future	loudly
freckle	nature	really
pickle	pasture	easily
twinkle		
buckle		

Break Apart Words

On the following worksheets students draw a diagonal line between the two syllables, write each syllable part on the provided spaces, and highlight the vowel in each part.


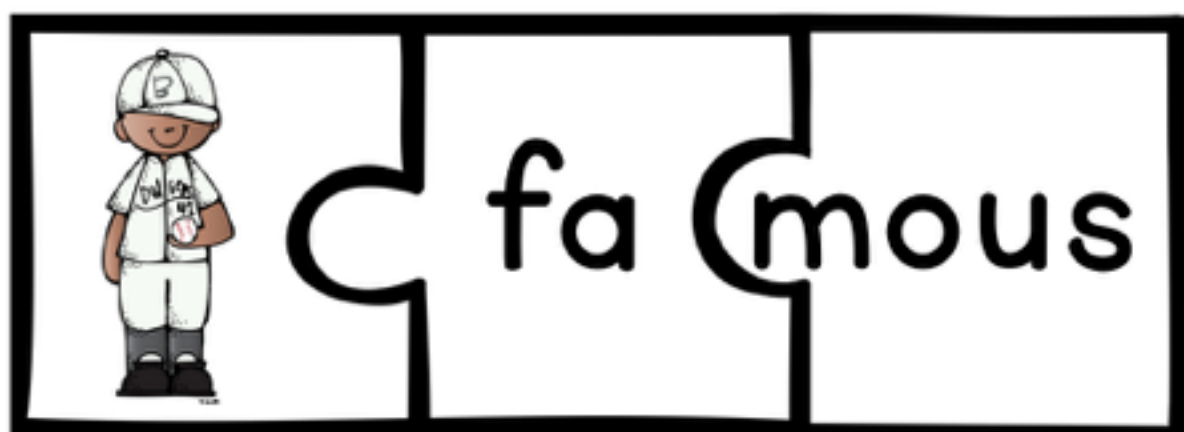
Also included is a blank worksheet. Students can use the word cards as their source of words. Laminating the word cards and providing students with a whiteboard marker will allow them to draw on the word card to divide it before writing it down.

Break Apart Words		
Name: _____		
1. Draw a diagonal line to break the word into syllables (diagonal line = /).		
2. Write the first syllable and the second syllable. 		
3. Highlight the vowel in each syllable. 		
Word	First Syllable	Second Syllable
loudly		
mental		
careful		
closely		
noodle		
playful		
ripple		
nature		
fearful		
action		

Break Apart Words		
Name: _____		
1. Draw a diagonal line to break the word into syllables (diagonal line = /).		
2. Write the first syllable and the second syllable. 		
3. Highlight the vowel in each syllable. 		
Word	First Syllable	Second Syllable
capture		
badly		
vision		
famous		
signal		
puddle		
native		
distance		
silence		
future		

Puzzles

My students love puzzles! The following syllable puzzles have students approach building syllables in two different ways, one with picture cues and one without.



Cut & Paste

These cut and paste worksheets are another way to approach syllabication. Includes are worksheets for syllable / not syllable, syllable matching as well as sorting open and closed syllables.

Three & Four Syllables				Name _____			
Three-Syllable		Four-Syllable					
subtraction		article		dependable		curious	
decision		decoration		enormous		enormous	
difference		beautiful		television		terrible	
positive		responsible		colorful		exploration	

-le Endings				Name _____
-gle	-ple	-tle		
angle	little	purple	maple	
castle	cattle	turtle	wiggle	
sample	struggle	ripple	beetle	
single	simple	gentle	giggle	

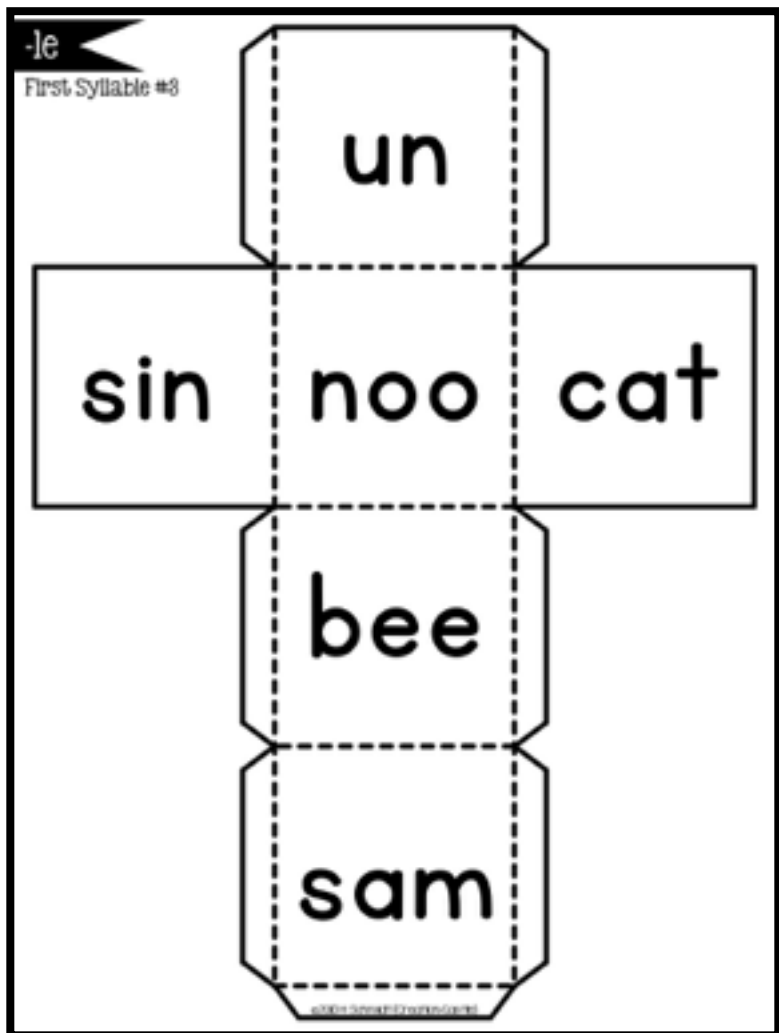
Roll & Spin

These are several activities where students match the syllables of a word to create either a real word or a nonsense word.

Students can either roll two dice or spin two spinners or some combination. Print the dice and spinners on separate colors of paper to help students differentiate between placement of the syllables or keep them on the same colored paper to challenge students.

On the recording sheet, students write the first syllable, the second syllable, the word and then identify if it is a real or nonsense word.

Also included are individual worksheets for rolling dice and spinning that isolate the syllable patterns.





[illegible]

Missing Syllables

The following pictures are similar to the Read Words pictures, but one part of the word is missing. Students will match the missing part. To make it more challenging, laminate the cards and have students write in the missing part with a whiteboard marker, rather than just matching.

cir	cle	ti	cle
doo	ble	puz	ple
lit	ple	tle	tle
nee	tle	tle	ta
gig	gle	pud	gle
twin	gle	kle	ture
mix	ly	trac	sion
tion	fer	con	plor
bal	mous	den	nal

Syllable Cards

	
<input type="text"/> dle	dou <input type="text"/>
	
<input type="text"/> zle	ma <input type="text"/>

Flip Book

Cut out the pieces and base. Staple each set of syllables together to create a flip book. Make real and nonsense words with the flip books.

Most of the flip books are isolated to one irregular syllable ending. You can mix and match the pieces to create various flip books. For instance, create a flip book with all the -le ending words by printing pages 186-192, but only use one base.

As the words become more advanced with three and four syllables, some of those are on more than one page.

Flip Book (ture)	
First Syllable	Second Syllable
cap	ture
crea	mix
fu	na

Cut out the cards.
Arrange the first syllable cards together.
Arrange the second syllable cards together.
Staple each set to the base.

pas

Flip Book (ly)	
First Syllable	Second Syllable
bad	ly
close	fi nal
fu	na

Cut out the cards.
Arrange the first syllable cards together.
Arrange the second syllable cards together.
Staple each set to the base.

pas

Board Game

Version 1: Identify Two or Three Syllables

To play this board game, students will need the word cards at the beginning of the unit. Students draw a word card and identify if it has two or three syllables. Students move their marker to the next available space.

Version 2: Which -le?

This game requires a Reader and an Player. The Reader reads the word and the player identifies the correct -le pattern. The students then switch roles.

Version 3: Identify a Syllable Pattern

Students draw a word card and must identify the syllable pattern of the word as well as where to divide it.

Coloring

Students break apart the syllable and identify the number of syllables. Students can color the circles, use stamps, or dots.

Coloring		Name: _____	
Divide the word into syllables using a diagonal line (/). Identify if it has two or three syllables.			
Word	Two or Three?	Word	Open or Closed?
circle	<input type="radio"/> two <input type="radio"/> three	tumble	<input type="radio"/> two <input type="radio"/> three
noodle	<input type="radio"/> two <input type="radio"/> three	drizzle	<input type="radio"/> two <input type="radio"/> three
wobble	<input type="radio"/> two <input type="radio"/> three	simple	<input type="radio"/> two <input type="radio"/> three
shuffle	<input type="radio"/> two <input type="radio"/> three	gentle	<input type="radio"/> two <input type="radio"/> three
maple	<input type="radio"/> two <input type="radio"/> three	jungle	<input type="radio"/> two <input type="radio"/> three
little	<input type="radio"/> two <input type="radio"/> three	twinkle	<input type="radio"/> two <input type="radio"/> three
giggle	<input type="radio"/> two <input type="radio"/> three	struggle	<input type="radio"/> two <input type="radio"/> three
tackle	<input type="radio"/> two <input type="radio"/> three	miracle	<input type="radio"/> two <input type="radio"/> three
article	<input type="radio"/> two <input type="radio"/> three	puzzle	<input type="radio"/> two <input type="radio"/> three
puddle	<input type="radio"/> two <input type="radio"/> three	castle	<input type="radio"/> two <input type="radio"/> three

Coloring		Name: _____	
Divide the word into syllables using a diagonal line (/). Identify if it has two or three syllables.			
Word	Two or Three?	Word	Open or Closed?
capture	<input type="radio"/> two <input type="radio"/> three	distance	<input type="radio"/> two <input type="radio"/> three
finally	<input type="radio"/> two <input type="radio"/> three	difference	<input type="radio"/> two <input type="radio"/> three
version	<input type="radio"/> two <input type="radio"/> three	absence	<input type="radio"/> two <input type="radio"/> three
action	<input type="radio"/> two <input type="radio"/> three	fearful	<input type="radio"/> two <input type="radio"/> three
signal	<input type="radio"/> two <input type="radio"/> three	nature	<input type="radio"/> two <input type="radio"/> three
creation	<input type="radio"/> two <input type="radio"/> three	easily	<input type="radio"/> two <input type="radio"/> three
famous	<input type="radio"/> two <input type="radio"/> three	possible	<input type="radio"/> two <input type="radio"/> three
possible	<input type="radio"/> two <input type="radio"/> three	curious	<input type="radio"/> two <input type="radio"/> three
captive	<input type="radio"/> two <input type="radio"/> three	loudly	<input type="radio"/> two <input type="radio"/> three
beautiful	<input type="radio"/> two <input type="radio"/> three	decision	<input type="radio"/> two <input type="radio"/> three

Answer Keys

The following pages are answer keys for the cut and paste, coloring, break apart words, and matching worksheets where there is one right answer.