

# ISUZU TRUCK BODIES



DRY FREIGHT

VANSCAPER

STAKE

SPARTAN


LANDSCAPER

KOLD KING

# The all-new Supreme **SIGNATURE** Body



We've set a new standard by backing our **SIGNATURE** Body with a comprehensive 3-year/36,000-mile warranty to cover repairs and replacement in the event a part is found to be defective. Additional 5-year warranties covering the roof, wall and floor structures let you rest assured that your **SIGNATURE** Body is built to last, from top to bottom. For additional information, please review our warranty policy.



## Standard Features

- Superbright LED FMVSS 108 lights with sealed wire harness
- Extended one-piece rear corner posts
- 12-volt dome light with rear switch
- Pooched ICC 4" formed channel rear bumper
- Front extruded corner post
- One-piece .032" crowned aluminum roof with anti-snag bows
- 1-1/4" Z Posts on 16" centers with 3" rivet spacing
- Side panels tucked behind rub rail
- Forklift package (standard on 18' and longer bodies)
- Undercoating

## Popular Options

*(For a full listing, please visit [www.SupremeCorp.com](http://www.SupremeCorp.com))*

- Double, triple, or full opening rear swing doors
- Single or double side swing doors with step well
- One-way, full-width, or Chicago-style bumpers
- Tuck-away lift gates
- Aluminum slider ramps
- Cargo constraints including E-track, rope ties, and floor ties
- Translucent roof
- Fiberglass Reinforced Plywood (FRP) bodies



### **TODCO** ToughShell™ Door

We all know the greatest threat to door longevity and appearance: water penetration. That's why the **SIGNATURE** Body is equipped with TODCO's ToughShell door — to combat the brutal effects of time, weather, and moisture.



### Wiring Guides & Protective Cover

Our enhanced front corner cap has wiring guides and a protective wiring cover to reduce potential electrical damage, costly repairs, and downtime.



### LED Exterior Lights

Now standard on the **SIGNATURE** Body, LEDs draw less energy from the chassis and last for years, so you can save on maintenance and reduce downtime while working in a more environmentally friendly manner.



### Sealed Wire Harness

Used by national leasing fleets for years, sealed wire harnesses are now standard and are designed to integrate with the LED lighting system. The result: a reduction in electrical repairs and maintenance.

- **Molded Composite Front & Rear Corner Caps** - Molded composites create the redesigned front and rear corner caps, so repairs are easier than with aluminum-cast corner caps.
- **1/2" Core FRP Front Wall** - The front wall is constructed from FRP to provide extra protection from cargo damage, dings, scratches, and long-term corrosion.
- **Corner LED Lights Meet NHTSA Recommendations** - Our rear corner cap design ensures that our corner marker lights comply with the NHTSA recommendation of 6" centers from the body's corner.
- **Internal Steel Gussets** - Internal steel gussets reinforce the rear frame for superior strength, while keeping the entry clear and rust-free, so loading cargo is easier for you.
- **Internal Wire Harness Track in Roof Rail** - Enjoy less interior clutter and reduced risk of damage with our sturdy roof rail, which features a built-in track to hide and protect electrical wiring.
- **Taller, Steel-Reinforced Aluminum Rub Rail** - We've refined the lower rub rail, making it taller and more robust to add additional protection from dents and road damage.
- **Solid, 10-Gauge Steel, One-Piece Molded V-Groove Threshold** - Made of heavy 10-gauge steel, it stands up to the rigors of daily loading and unloading.
- **Signature Steel Frame Substructure** - Our rugged signature steel-framed substructure, which guards against dents and damage on the lower rub rail, reduces the likelihood that your truck will need costly repairs.
- **Integrated Steel Cross Member in Front Floor** - With an integrated steel cross member, you'll appreciate added strength at the front of the body without adding weight.

## Isuzu Value Pak Program These bodies may be already built and ready to ship today.

BODY LENGTH*	12'	14'	16'	12'	14'	16'	12'	14'	16'	18'	20'	18'	20'
CODE #	S37 SC1	S10	S11 SC2	S40 SC3	S41	S42 SC4	SS2 SC5	SS4	SS6 SC6	S17	S18	SS8	SS9
BODY HEIGHT & WIDTH	85" x 96"			85" x 96"			85" x 96"			91" x 96"		91" x 96"	
FLOOR	1-1/8" Hardwood			2" x 6" Pine			1-1/8" Hardwood			1-1/8" Hardwood		1-1/8" Hardwood	
CROSS MEMBERS	3" Formed 12" C/L			3" Formed 12" C/L			3" Formed 12" C/L			3" I-Beam 12" C/L		3" I-Beam 12" C/L	
LONGSILLS	4" I-Beam			4" I-Beam			4" I-Beam			4" I-Beam		4" I-Beam	
CORNERS	Composite Corners			Composite Corners			Composite Corners			Composite Corners		Composite Corners	
FRONT CORNER POSTS	5-1/2" Aluminum			5-1/2" Aluminum			5-1/2" Aluminum			5-1/2" Aluminum		5-1/2" Aluminum	
SIDEWALL LINING	3/8" Plywood Sides			3/8" Plywood Sides			(5) 6" Slats Per Side			3/8" Plywood Sides		(5) 6" Slats Per Side	
ROOF	.032" Aluminum			.032" Aluminum			.032" Aluminum			.032" Aluminum		.032" Aluminum	
CLEARANCE LIGHTS	LED FMVSS 108			LED FMVSS 108			LED FMVSS 108			LED FMVSS 108		LED FMVSS 108	
DOMELIGHT	(1) w/Cab Switch			(1) w/Cab Switch			(1) w/Cab Switch			(1) w/Cab Switch		(1) w/Cab Switch	
CARGO CONTROL	(6) Rope Ties			(6) Rope Ties			(5) Apitong Slats			(10) Rope Ties		(5) Apitong Slats	
REAR DOOR	ToughShell Overhead			ToughShell Overhead			ToughShell Overhead			ToughShell Overhead		ToughShell Overhead	
BUMPER	One-Way Full-Width Step Bumper			One-Way Full-Width Step Bumper			One-Way Full-Width Step Bumper			One-Way Full-Width Step Bumper		One-Way Full-Width Step Bumper	
GRAB HANDLES	(1) Curbside			(1) Curbside			(1) Curbside			(1) Curbside		(1) Curbside	
UNDERCOATING	Waterbase			Waterbase			Waterbase			Waterbase		Waterbase	
MOUNTING	Complete Installation			Complete Installation			Complete Installation			Complete Installation		Complete Installation	
MUD FLAPS	Supreme			Supreme			Supreme			Supreme		Supreme	

### Value Pak Options

TRANSLUCENT ROOF

ALUMINUM WALK RAMP WITH SLIDER CAGE


MAXON TE-20 LIFT GATE PACKAGE

To find out more about a Supreme Value Pak Body, see [www.isuzucv.org](http://www.isuzucv.org) for applicable models.



# Vanscaper

Ideal for the green industry — including landscaping, lawn care, golf course maintenance, and nurseries — the Vanscaper offers superior convenience and security.




# Landscaper

With the rugged beavertail and fold-down ramp to make loading and unloading equipment easier, and optional equipment racks for easier access, the Landscaper helps you speed up your schedule and increase your productivity.



# Stake

Supreme Stake Bodies offer superior durability and versatility for delivering large loads, featuring 2 x 6 pine wood or heavy-duty steel plate flooring and available in wood or durable steel stake rails.





1. Wall shelf for extra storage space.
2. Side door for quick and convenient access.
3. Vertical E-track in floor for securing equipment.




4. Equipment racks for secure storage and quick access to equipment.

## Standard Features

- 2" x 6" dense pine floor (12'-16' body)
- 1-1/8" laminated hardwood flooring (18'-22' body)
- Molded composite corners with aluminum wind deflector radius
- Extruded aluminum vertical front corners
- Roof skin .032" aluminum bonded to heavy-duty anti-sag roof bows on 24" centers
- Todco® ToughShell™ roll-up rear door with side seals
- Pooched ICC 4" formed channel rear bumper
- Superbright LED FMVSS 108 lights with sealed wire harness
- 36" or 48" beavertail with approximate drop of 12" at approximately 14 degrees (Note: Beavertail area is not recommended as a payload location)
- 72" long fold-down metal rear ramp, full body width or split
- Undercoating

## Popular Options

- 12-gauge steel tread plate flooring
- Steel scuff plate
- Cargo control with D-rings or E-track
- Translucent roof
- Side door for quick and convenient access
- Wall shelf for extra storage space
- Equipment racks for secure and quick access
- Wall vents for fresh air inside body
- Receiver hitch
- John Deere green paint



1. Fold-down ramp with beavertail to easily drive equipment on or off the body.
2. Heavy-duty D-ring and vertical E-track for securing equipment.



3. Lockable storage box for secure storage.
4. Equipment racks on each side of truck for secure storage and quick access to equipment.

## Standard Features

- 12-gauge steel tread plate floor
- 3" formed cross members on 16" centers
- 4" channel longsills
- 1-1/2" steel tubing perimeter wall
- FMVSS 108 lights and reflectors
- 42" tall expanded metal structure bulk head
- 15-1/2" high/expanded metal sides
- 48" beavertail with 5-foot spring-loaded, fold-down, full-width tailgate
- Full-width, expanded metal bulkhead toolbox with lockable fold-down door that can be used as a workbench
- ICC rear bumper
- Undercoating

## Popular Options

- Vertical E-track and D-rings in the floor for cargo control
- Equipment racks for secure and quick access
- Gas can holder (2 cans)
- Fold-down sides
- Split rear ramp
- Expanded metal shelf under toolbox
- Receiver hitch
- Belly-mounted tool boxes
- Water cooler carrier
- John Deere green paint



1. Bolted rack connectors to keep stakes solidly in place.
2. Unique spring-lock tie-down system assures secure attachment of stake rails to the body.



3. Solid steel and mesh bulkhead for added visibility and cab protection.
4. Removable sides accommodate oversized loads and allow accessibility from any direction.

## Standard Features

- 4" formed cross members on 16" centers
- 4" I-beam longsills
- 10-gauge smooth formed steel outside rails
- FMVSS 108 lights and reflectors
- 48" steel tread plate bulkhead with triple mesh window
- 42" steel stake racks with steel slats
- 2" x 6" treated dense pine floor
- 7" long sills\*
- 4" I-beam cross members on 16" centers\*
- ICC rear pooched bumper
- Undercoating

\*SH model 18' and longer.

## Popular Options

- 1/8" steel tread plate bulkheads with screened opening
- Steel stakes with wood slats
- Stake heights of 30" or 54" in lieu of 42"
- Winches – fixed or sliding
- Belly-mounted toolboxes
- Hoist options
- Receiver hitch
- 10-gauge steel tread plate floor
- John Deere green paint




# Spartan Service

Your workshop on wheels, the Spartan provides an unlimited selection of compartments, shelves, and doors to keep every tool you need at your fingertips.



# Kold King

An integral link to any temperature-sensitive load, the Kold King offers thermal efficiency, durability, and value.



# Isuzu Truck Body Styles

Supreme, the experts at integrating truck bodies with Isuzu chassis, offers bodies on a variety of Isuzu models. As the premier Isuzu partner, Supreme is able to ensure exceptional quality and durability no matter which chassis model or body style fits your unique needs.



Chassis Model	GVW	Van Body
NPR	12,000 - 14,500	10 - 20
NQR	17,950	10 - 22
NPR/NQR HD	14,500 - 17,950	10 - 16
NRR	19,500	10 - 24
FTR	24,350 - 29,000	12 - 28
FVR	26,990 - 37,000	12 - 28



1. The spacious front compartment has room for, plumbers' snakes, 5-gallon drums, and more.
2. Our horizontal compartment door doubles as a workbench.
3. Unique sliding, reach-through door is made of Plexiglas®, making it easy to see and access tools.
4. A specially designed rear pipe door simplifies loading and unloading.



### Standard Features

- Durable, all FRP body
- Wide 48-1/2" rear double doors
- 6, 8, or 10 compartment models
- 2" x 6" durable pine wood floor
- Sturdy, aluminum-lined, FRP compartment doors
- Spacious 49" between compartments
- Two rear grab handles
- Durable .032" aluminum roof
- 12-volt interior dome light
- Two shelves per vertical compartment
- Drip rail over compartment doors
- 10" poached rear bumper
- FMVSS 108 lights and reflectors
- Undercoating

### Popular Options

- Aluminum ladder rack
- Master Lock® security system
- Translucent roof
- Roll-out horizontal compartment drawer
- Receiver hitch tube
- Rear access ladder
- Aluminum or steel tread plate floor overlay
- Adjustable or fixed interior shelving
- Full open rear swing door
- Side door with step well



1. Hat section floor and smooth glass board lining.
2. Scuff plate, E-track and Skinny Buns™ portable bulkhead for dual temp capabilities.
3. Custom shelving keeps your product organized for easy delivery.
4. Optional low-temperature roll-up door.



### Standard Features

- Extruded aluminum hat section floor
- (4) Kazoo drains — one in each corner
- .032" aluminum roof
- .040" smooth white aluminum side walls
- Seamless USDA Standard glass board lining on walls and ceiling
- 3" polyurethane insulation in floor, side walls, and ceiling
- 4" polyurethane insulation in front wall
- Seamless fiberglass splash pan above the cross members
- Front wall reinforcement for refrigeration unit
- Medium temperature roll-up rear door
- Poached ICC 4" formed channel rear bumper
- FMVSS 108 lights and reflectors
- Undercoating

### Popular Options

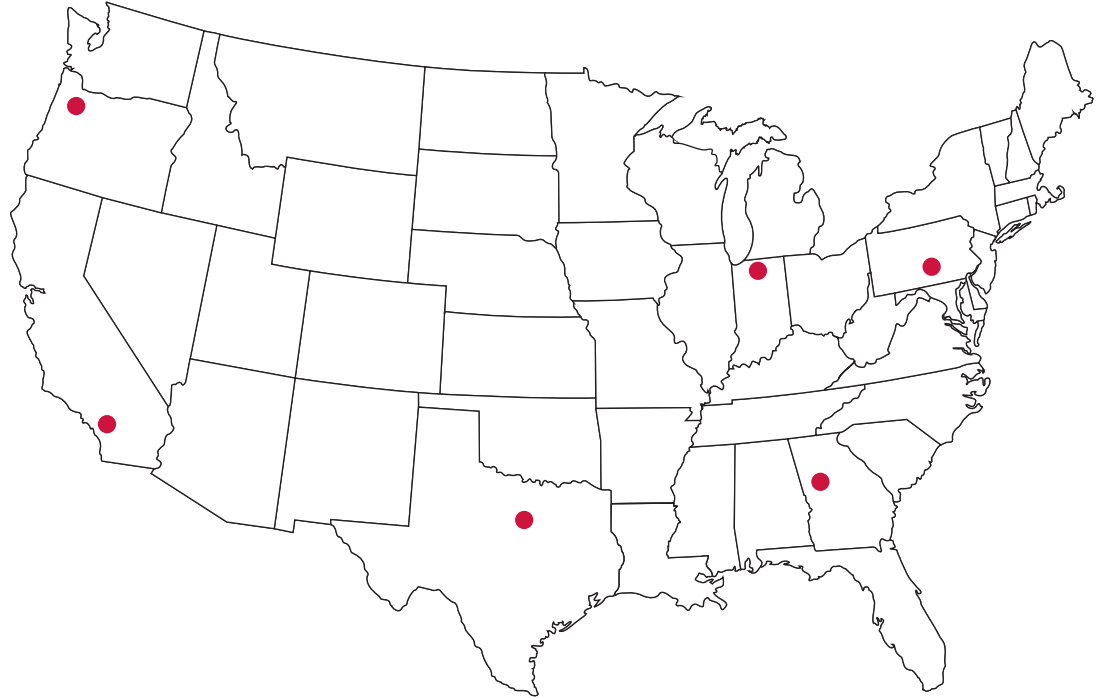
- Double, triple, or full opening insulated rear doors
- Single or double insulated side swing doors
- ICC, one-way, full-width, or Chicago-style rear bumpers
- Inverted "T", non-skid hat section, or aluminum tread plate flooring
- Tuck-away lift gates
- LED FMVSS 108 lights with sealed wiring harness
- Cargo constraints including E-track and D-rings
- Cold curtains
- Refrigerated service platform
- Fold-down refrigerated access steps



Kold King	Spartan Service	Vanscaper	Landscaper	Stake
10 - 20	10 - 14	14, 16, 18	14, 16, 18	10 - 20
10 - 22	16	14, 16, 18', 22'	14, 16, 18', 22'	10 - 22
10 - 16	10' - 16'	14', 16'	14', 16'	10 - 16
10 - 24	N/A	14, 16, 18', 22'	14, 16, 18', 22'	10 - 24
12 - 28	N/A	16, 18', 20', 22'	16, 18', 20', 22'	12 - 28
12 - 28	N/A	16, 18', 20', 22'	16, 18', 20', 22'	12 - 28

For more information on Isuzu bodies, please visit [www.SupremeCorp.com](http://www.SupremeCorp.com).





## About Supreme

For over 35 years, Supreme Corporation has helped keep our customers moving by offering a versatile lineup designed for a wide variety of transportation needs - truck and van bodies for hauling equipment and supplies, buses and trolleys for transporting people, work trucks for builders and contractors, and specialty armored vehicles to help keep our law enforcement agencies safe.

As the only publicly held truck body company in the United States (American Stock Exchange Symbol: STS), Supreme employs more than 1,800 people at 10 sites throughout the United States.

● SUPREME REGIONAL SALES OFFICES

NORTHWEST  
800.993.2927

WEST  
800.827.0753

MIDWEST  
800.642.4889

SOUTHWEST  
800.541.6282

NORTHEAST  
800.556.6492

SOUTHEAST  
800.882.6742

[www.SupremeCorp.com](http://www.SupremeCorp.com)

©2009 Supreme Corporation  
All Rights Reserved.

