




It's time to throw a Duck & Goose party!

Hello! It's your friends, Duck & Goose! Are you planning your birthday party? Stuck inside on a rainy day? Do you have a play date coming over? Lucky you—fun and games are what we do best. We've written down some of our favorite ideas for you in this home party kit!

There are games, decorations, and activities, and best of all, every page is reproducible, so you can make plenty of copies for your party guests. Let's dive on into the fun!





Duck & Goose Party Invitations

Print these invitations, cut them out, and give one to each of your Duck & Goose party guests!



Honk! Quack! You're Invited!

_____ is having a party!

Date: _____

Time: _____

Place: _____

RSVP: _____

Illustration © Tad Hills.

(CUT)

Honk! Quack! You're Invited!

_____ is having a party!

Date: _____

Time: _____

Place: _____

RSVP: _____



Illustration © Tad Hills.

(CUT)



Honk! Quack! You're Invited!

_____ is having a party!

Date: _____

Time: _____

Place: _____

RSVP: _____

Illustration © Tad Hills.

(CUT)

Honk! Quack! You're Invited!

_____ is having a party!

Date: _____

Time: _____

Place: _____

RSVP: _____



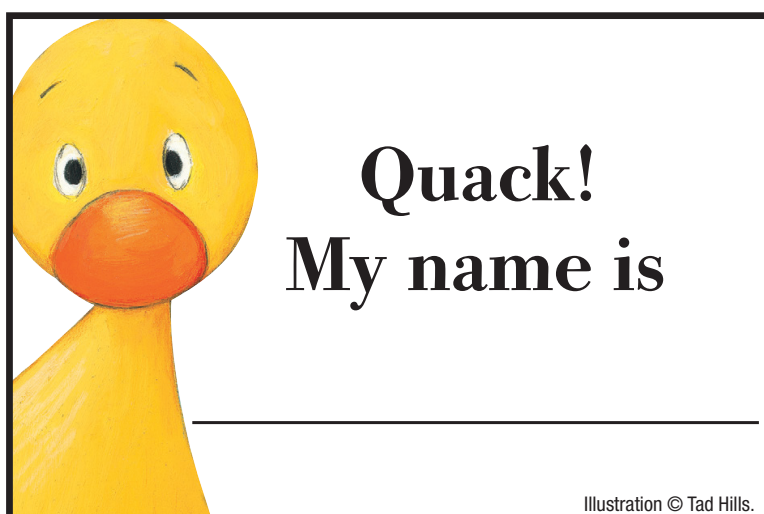

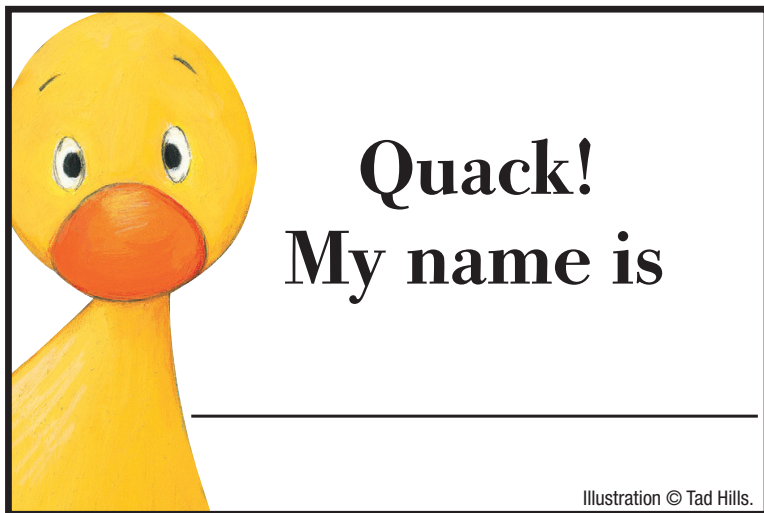

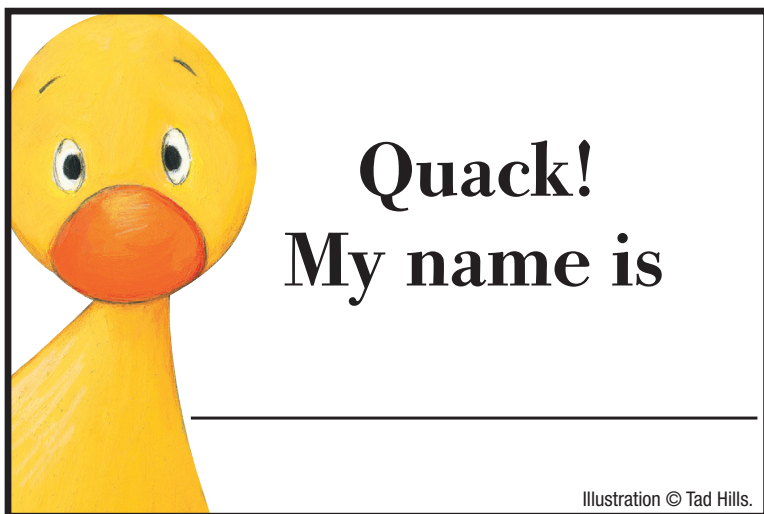

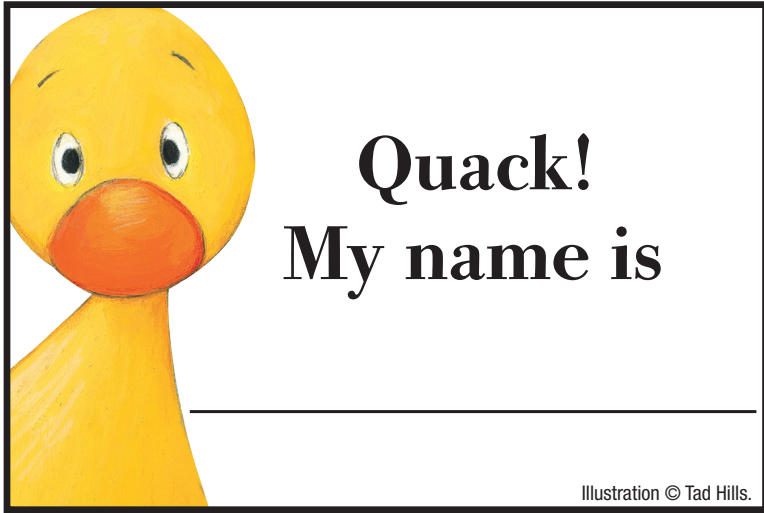


Illustration © Tad Hills.

(CUT)

Duck & Goose Party Name Tags

















Duck & Goose Cupcake Toppers

Top your favorite cake or cupcakes with these Duck & Goose treat decorations!

Instructions: Print this page in color, and cut out the images of Duck & Goose. Using a hot glue gun or tape, attach the images to lollipop sticks, which you can find at your local craft store. Add them to your cake or cupcakes and have a delicious day!



Duck & Goose Game Ideas



Duck, Duck, Goose

This game is our favorite because it has our names in it! Here's how to play:
Have everyone sit in a circle and choose one person to walk around the outside of the circle, tapping each player on the head saying "duck, duck, duck" until he/she says "goose!" instead. The person tagged "goose" should get up and chase the tapper around the circle. If the tapper steals Goose's spot, Goose takes a turn tapping people "duck." If the player tapped "goose" makes it back to his/her seat before the tapper, the tapper takes another turn.


Beach-Ball Bowling

Set out a stack of plastic water bottles in a hallway or on a patio and see how many you can knock down by rolling the beach ball. Who can bowl a strike?

Duck & Goose "Beach Boogie"

Everybody UP! It's time to dance. Just follow these ten easy steps to get energetic kids movin' and groovin' like Duck and Goose:



1. Flap your wings three times.
2. Let out a loud goose "HONK!"
3. Twitch your tail three times.
4. Let's hear a big duck "QUACK!"
5. March through the meadow (either march in place or follow a leader around).
6. Float on the stream (slow the march down and put your arms out to your sides).
7. (Put your hand to your forehead as if you're looking for something in the distance). Call out excitedly, "There's the beach!"
8. Run to the water (run in place).
9. Splash-dance in the waves (kick your left foot out, then your right). Repeat!
10. Last step: Lie down on the warm sand and say, "Ahhhhhhh."



Illustrations © Tad Hills


Duck Mask

Look like Duck! With the help of an adult, cut out the mask below, and decorate it!
Punch holes on either side of the mask and attach elastic or string tied to size.







Goose Mask

Look like Goose! With the help of an adult, cut out the mask below, and decorate it!
Punch holes on either side of the mask and attach elastic or string tied to size.



Duck & Goose Tattoos!


Everyone likes to get fancy at a party, and what's more fun to decorate than yourself?
With some temporary tattoo paper from a craft or office supply store,
you can make plenty of tattoos for every guest at your party.








“Go Goose” Card Game

1. Print out four copies of the following page.
2. Cut out the cards.
3. Have all players sit in a circle and deal an equal number of cards to each player.
4. Stack the extra cards facedown in the middle of the circle.
5. You're ready to play!

How to play: Make sure you hold your cards so no one else can see them. Ask the person next to you whether they have one of the cards in your hand without showing them your cards. For example, if one of the cards in your hand has two on it, you would ask, “Do you have any twos?” If the person you asked has a two card, they should give it to you, and you get to make a pair! Place your pair down in front of you. If the person you asked does not have a two card, they should say “Go Goose!” and you should take a card from the stack of extra cards in the middle. The person who makes all their cards into pairs first WINS!






Duck & Goose Party Banner











Print and cut out the banner triangles. Using the triangles as a template, also cut out plain pieces of construction paper in fun colors to alternate in between the Duck & Goose triangles. Glue them to a long piece of ribbon and hang the banner for your party!





Have you read all of Duck & Goose's adventures?

Check the boxes next to the books you know and look for the other books the next time you visit your local bookstore or library!



For fun all year long, including downloadable activities and games, visit DuckAndGooseBooks.com

For more books by Tad Hills, visit ReadLikeRocket.com