


Jane Schaffer

Writing

Teaching the

Multi-Paragraph Essay:





Jane Schaffer Background

Jane Schaffer Curriculum materials for novels, composition and mythology can be found at:

<http://www.curriculumguides.com>

Jane Schaffer Publications offers tested and proven curriculum materials for composition and literature. The guides have been successful in grades 7 through 12, at all ability levels.



Jane Schaffer Terminology

Essay – a piece of writing that gives thoughts (commentary) about a subject.

Types of writing include:

CLASSIFICATORY:

To Inform

PERSUASIVE:

To Persuade


DESCRIPTIVE:

To Describe

Jane Schaffer

Terminology

Essays must be a minimum of 4 paragraphs including the following parts:

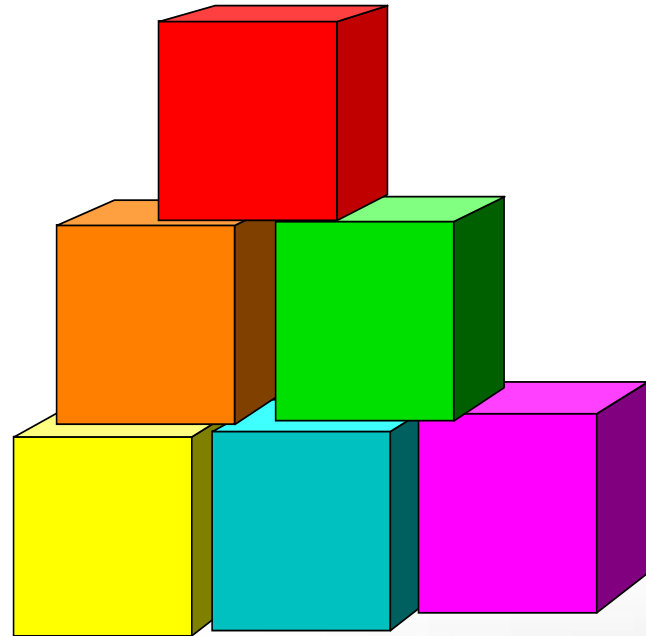
- 
- I: Intro 40+ words**
 - II: 1st body paragraph (100 + words)**
 - III: 2nd body paragraph (100 + words)**
 - IV: Concluding paragraph 40+ words)**

Jane Schaffer Terminology

Overview:

Steps in the Writing Process:

1. Pre-Writing
2. Shaping the Essay
3. First Draft
4. Peer Response
5. Revision
6. Final Draft





Jane Schaffer Terminology

**Parts
of
the
Essay:**

1. **Introductory Paragraph**
2. **Thesis**
3. **Body Paragraph**
4. **Topic Sentence**
5. **Concrete Detail**
6. **Commentary**
7. **Chunk**
8. **Concluding Sentence**
9. **Conclusion Paragraph**

Jane Schaffer Terminology

Thesis – a sentence with a subject and opinion. Often appears at the end of introductory paragraph.



Jane Schaffer Terminology

Pre-writing – the process of getting concrete Details on paper before organizing paragraphs.

Bubble Cluster

Spider Cluster

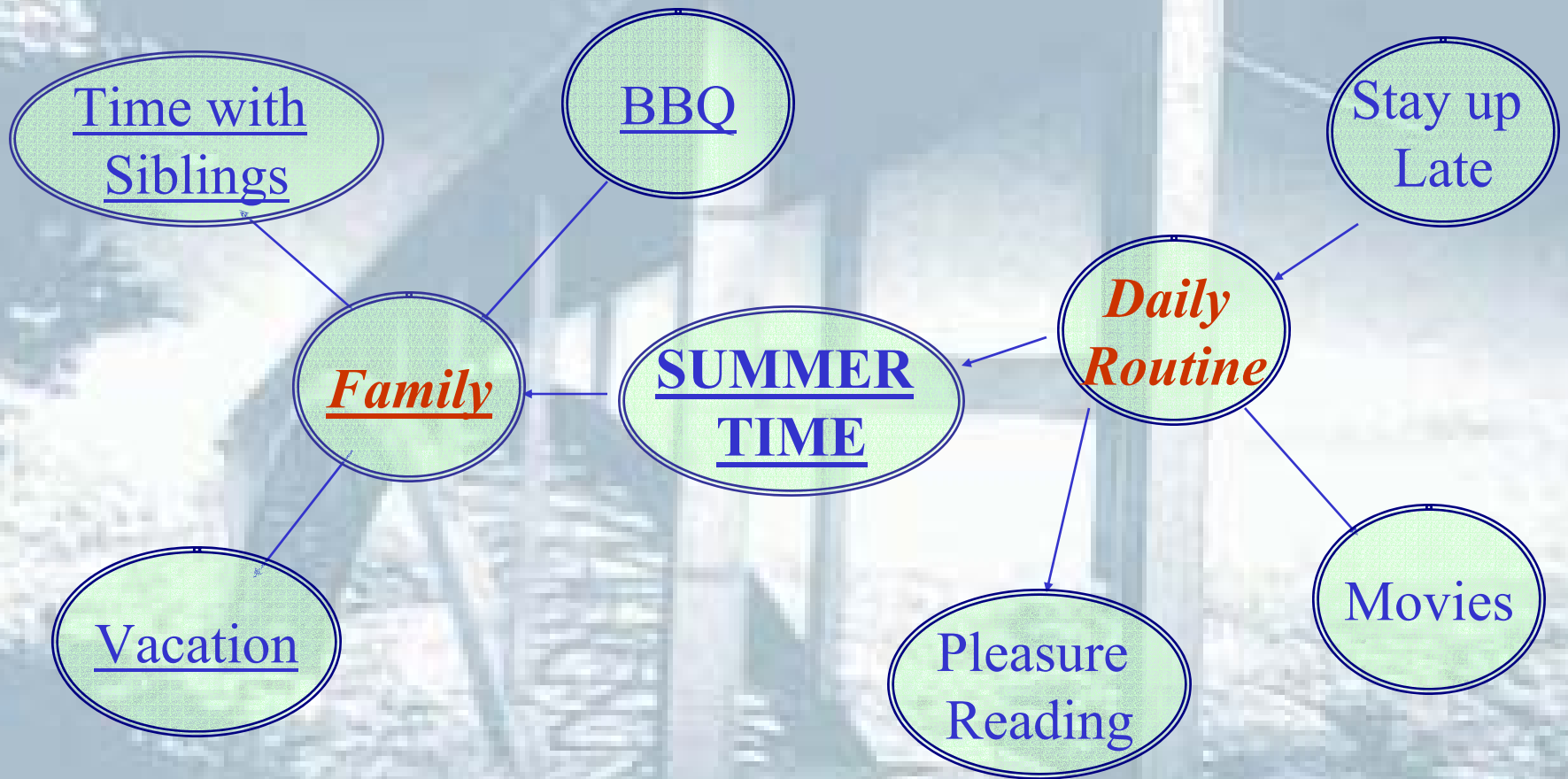
Outline Cluster

Columns

Line Cluster

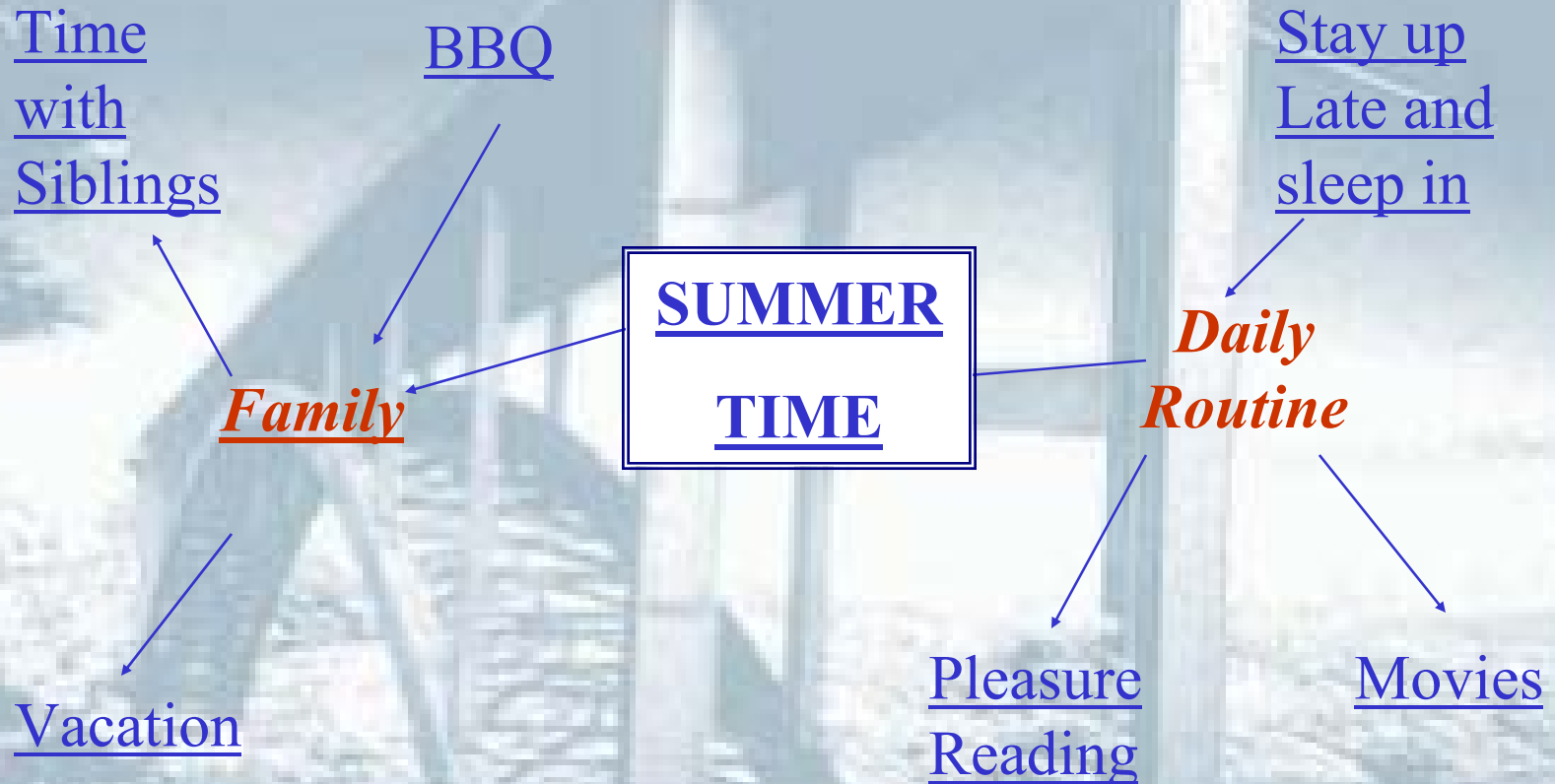
Jane Schaffer Writing

Prewriting - Bubble Clusters



Jane Schaffer Writing

Prewriting - SPIDER Clusters



Jane Schaffer Writing

Prewriting - Outline

Getting A Computer

I. Picking One Out

- A. Comparison Shopping
- B. Talking to Sales persons

II. Setting it Up

- A. Tried to Read the Manual
- B. Friend came into Teach

Outline

I. II. III.

Jane Schaffer Writing

Prewriting - Columns

TWO CHARACTERS

ALIKE	DIFFERENT
1.	1.
2.	2.
3.	3.



Jane Schaffer Writing

Prewriting - Columns

BEING FAMOUS

ADVANTAGES

- 1.
- 2.
- 3.

DISADVANTAGES

- 1.
- 2.
- 3.



Jane Schaffer Writing

Prewriting - Columns

1. MY TWO BEST FRIENDS

2. CHERYL JOE

**3. Known since
first grade**

**Have four
classes
together**

**Lives down
the street.**

**Take martial
arts class with**



Jane Schaffer Writing

Ratio

the ration of

1 part concrete detail (CD) and

2 parts commentary (CM)

CD : CM

1 : 2



Jane Schaffer Terminology

Introduction – the first paragraph in an essay. It includes the thesis, most often at the end.

! ATTENTION

! ATTENTION

Jane Schaffer Terminology

Body Paragraph



a middle paragraph in an essay used to develop a point and support the thesis.





Jane Schaffer Writing

Shaping the Essay done after the prewriting and before the first draft of an essay.

It's an **OUTLINE** of a
THESIS, TS, CD, CM
ideas



Jane Schaffer Writing

Topic Sentence the
first sentence in a
body paragraph.





Jane Schaffer Writing

Concrete Details

Examples

Facts

Details

Specifics

Statistics

Illustrations



Jane Schaffer Writing

Commentary



Opinions

Supporting

sentences

Explanation



Jane Schaffer Writing

Chunk

ONE Concrete Detail (CD)

and

TWO Commentary (CM).



Jane Schaffer Writing



PRACTICE:

Sentence 1: (TS) The walls in this room are dull and boring.

Sentence 2: (CD) For example,

Sentence 3: (CM)

Sentence 4: (CM)

Jane Schaffer Writing



PRACTICE:

Sentence 1: (TS) I hate Christmas shopping.

Sentence 2: (CD) For example,

Sentence 3: (CM)

Sentence 4: (CM)



Jane Schaffer Writing



PRACTICE:

Sentence 1: (TS) O'Henry uses irony to provide humor and suspense in his short stories.

Sentence 2: (CD)

Sentence 3: (CM)

Sentence 4: (CM)

Jane Schaffer Writing

Concluding Sentence- the last sentence in a body paragraph.



ALL
COMMENTARY



Gives a finished feeling to the paragraph



DOES Not
include
KEYWORDS
from the
paragraph

Jane Schaffer Terminology

Concluding Paragraph – may sum up ideas, reflect on what was said in the essay, give more commentary, or a personal statement about the subject.



**ALL
COMMENTARY**



**Gives A
Finished
Feeling To
The Essay**

**Does Not Repeat
Keywords From The
Paper Or Intro.**



Jane Schaffer Writing

BODY PARAGRAPH SAMPLE

TS = Topic Sentence

CD = Concrete Detail

CM = Commentary <-- **Chunk**

Cm = Commentary

CD = Concrete Detail

CM = Commentary <-- **Chunk**

Cm = Commentary

CS = Closing Sentence

Jane Schaffer Writing

AUDIENCE



- many of the same factors which affect the writer also affect the audience
- age
- social class
- education

Jane Schaffer Writing

PEER RESPONSE





Essay Scoring Guide

A – Brilliant/Excellent

- ✓ Format includes excellent concrete detail
- ✓ Format includes insightful commentary
- ✓ Find corrections
- ✓ Organization is clear and logical
- ✓ Very few, if any mechanical errors
- ✓ Excellent sentence variety
- ✓ Correct and skillful use of transitions
- ✓ Repeats little or not at all

Jane Schaffer Writing

- Title
- Introduction
 - Thesis statement
- Body Paragraphs
 - TS
 - CD
 - CM
 - CM
 - CD
 - CM
 - CM
 - CS
- Conclusion

