



comefollowmekid.com

January 11-17

“The Hearts of the Children Shall Turn to Their Fathers”

1. The Angel Moroni and the Gold Plates – Review the story of Joseph Smith’s first vision. Explain that three years after this vision, Joseph Smith hadn’t been given any more instructions on what to do, so he prayed. What do you think happened when he prayed? Show picture on page 2 below and then read/watch “[Chapter 3: The Angel Moroni and the Gold Plates](#)” or “[Receiving the Gold Plates](#)” from *The Friend* magazine.
2. Paper People Retell – Retell the story by having family members pretend to be people in the story (Joseph Smith/Moroni/Joseph’s dad) or use the paper figurines from *The Friend* to retell it (on page 3 below). Let the kids have fun showing how the angel came back twice while Joseph was in bed, and then showing Joseph going back to Hill Cumorah each year.
3. Joseph and Me Search and Match – Follow instructions for activity on pages 4 and 5 below to talk about how what happened with Joseph Smith relates to us. Discuss each in further depth depending on time/interest.
4. Family Tree Coloring – One of the things Moroni talked to Joseph Smith about was an Old Testament prophet named Elijah. Read/discuss/summarize D&C 2. This section says that because of Elijah, “the hearts of the children shall turn to their fathers.” Part of the meaning of this is that we will want to learn more about our ancestors (family who lived before us). Color family pictures on the “[My Family Tree](#)” sheet from the manual (also on page 7 below). Listen to “[Family History, I Am Doing It](#)” while coloring. If you’d like a fun singing time video for this song, [here](#) is a cute 8 minute one. Share stories and details about grandparents that might be new and interesting to the kids.
5. Friend Story – Read/discuss “[Missing Grandma and Grandpa](#)” story from *The Friend*.
6. Hearts for Ancestors – Share details about grandparents or other ancestors (stories, pictures, music, stuff they like, etc.) and/or help them investigate about ancestors to help them learn more about them. Color a heart for each new thing we learn about ancestors, and then glue that heart onto the “Family Tree” page. You can cut out your own hearts or print up the ones on page 6 below. Continue finding ways to learn about them throughout the week and adding more hearts to the tree. Testify of the importance of sealing power for families and ancestors.

Here are a few fun ideas for learning about ancestors:

- Grandparent interview questions: <http://media.ldscdn.org/pdf/lds-magazines/friend-march-2012/2012-03-08-extra-extra-read-all-about-it-eng.pdf>
- [Family History Activities from Family Search](#): This has lots of fun activities. One thing we had fun playing around with was “Picture My Heritage.” If you click on this, you can add your family members’ faces to pictures with historical photos of people in traditional clothing from the countries your ancestors are from.
- Crystal from www.thredcrystal.org made a fun activity that can be used by older kids. Cut apart the pieces on page 8 below and put in a jar/bag. Choose certain days to pull one out and follow directions on the card (wording from [this link](#) on the church’s website).

7. Ancestor Treat – The manual suggests preparing an ancestor’s favorite meal and eating it together. If possible, find and make a treat enjoyed by an ancestor. You could also try making one of the recipes from [this website](#) based on countries you know your ancestors came from.



He Called Me by Name, by Michael Malm

Additional Ideas:

Elijah statements and pictures from *The Friend*:

<https://www.churchofjesuschrist.org/study/friend/1983/02/sharing-time-the-miraculous-story-of-elijah?lang=eng>

Family History Scroll Craft: <https://www.churchofjesuschrist.org/study/liahona/2005/04/family-history-scroll?lang=eng>

Joseph Smith Protects the Gold Plates Paper Figures: <https://netart.us/joseph-smith-protects-the-golden-plates-coloring-page/>

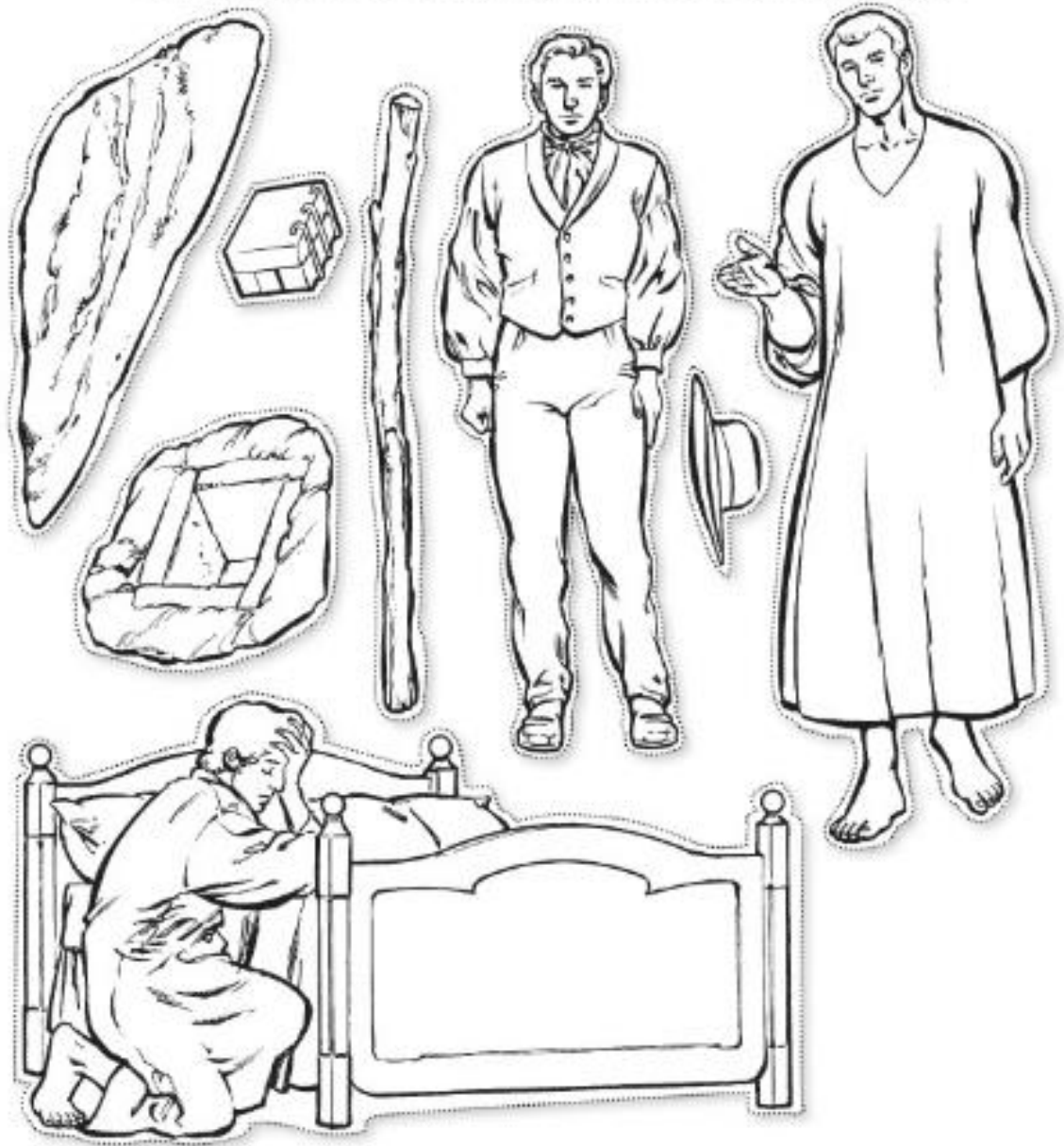
More Free Great Ideas:

www.theredcrystal.org



JOSEPH SMITH RECEIVES THE GOLD PLATES

Instructions: Remove this page from the magazine and color the figures. Mount them on heavy paper and cut out. Read the story on pages 40–41, then retell the story using the figures.



Note: If you do not wish to remove pages from the magazine, this activity may be copied or printed from the Internet at www.friend.kids.org.


ILLUSTRATION BY KEVIN WATSON

Joseph and Me Search and Match


"The work Joseph was called to do is connected to what God asks of us." (CFM manual)

Instructions: Cut apart the following square cards. Place them in different areas around the room. Everyone will take turns finding two cards with matching pictures. As each match is found, read and discuss what is on those cards.

JOSEPH SMITH
BROUGHT FORTH
THE BOOK OF
MORMON.




I CAN LEARN FROM
THE BOOK OF
MORMON!



Take turns sharing favorite stories and lessons we've learned from the Book of Mormon.

JOSEPH SMITH GOT
PRIESTHOOD KEYS TO
TURN THE HEARTS OF
THE CHILDREN TO THEIR
FATHERS (D&C 2:1-2).



I CAN LEARN ABOUT MY
ANCESTORS (FAMILY
THAT CAME BEFORE ME)
AND LOVE THEM!



- Say something that you love about your family.
- The sealing power of the priesthood allows families to be together forever and do temple work for ancestors.
- What do you know about your grandparents? Great-grandparents?

JOSEPH SMITH FELT
CONDEMNED FOR HIS
WEAKNESSES AND
IMPERFECTIONS. HE
PRAYED FOR
FORGIVENESS. (JSH 1:29)



I MAKE MISTAKES AND
CAN BE FORGIVEN.



- Read Joseph Smith-History 1:28-29. How did Joseph Smith feel about his mistakes? What did he do about them?
- Have you ever felt the same way Joseph did in these verses? What can you learn from Joseph's example?

GOD TOLD JOSEPH SMITH
THAT HE HAD A WORK
FOR HIM TO DO. (JSH 1:33)



GOD HAS A WORK FOR ME
TO DO!



- Read Joseph Smith – History 1:33. Stand when you hear the phrase “God had a work for me to do.”
- What did God want Joseph to do?
- What does God ask us to do?


Ancestor Hearts

Color a heart and glue it onto a family tree chart for each new thing you learn about any of your ancestors!



**"The hearts of the children shall turn to their fathers"
(Doctrine and Covenants 2:2; see Joseph Smith—History 1:39).**

Draw a picture of yourself in the frame on the trunk of the tree, and draw members of your family in the other frames. Share your family tree with someone, and tell them why you are thankful for your family.





Mystery of the old photograph.

Ask a parent for a copy of an old family photo. Where and when was it taken? Can you find any stories about people in the photo? Add everything you learned to Family search.org

Mystery of the Heirloom

An heirloom is a special object that has been passed down for generations. Try to find one in your home, or ask a parent where you can find one. Find out the story of the heirloom. (Opt: take pictures and add them to Family Search.)

Mystery of the Funniest Story.

Interview family members to find out your families funniest story. Write down the stories in your journal as evidence for those that are trying to figure out your future mystery.

Mystery of the new photograph.

Find a newer family photo, make a copy of the photo and scrap book it, write down all the information you can find out like: Who, What, When and why the photo was taken. Put it in a safe place where others can find it, to find out your future mystery.

Mystery of the First Convert.

Find out who was the very first person baptized in your family. Was it your Mom? Great-great grandpa? Interview them if they are still alive or get information from an older person about their story. Record their story in Family search.org

Mystery of the Recipe

Some families pass down recipes. If your family has a special recipe that has been passed down, write down any stories associated with the recipe and record it on Family search.org, and of course make the recipe as a family.

Mystery of the Holiday Traditions

Your family might have some holiday traditions that have been done for generations. Find out what tradition is the oldest. Record stories and memories about the tradition in Family Search.org

the red crystal.org & come follow me kid.com (idea from the Friend magazine)