

RV Consumer e-Magazine

January 2014

Volume 4

Issue 1

DISCOVER

LEARN

ENJOY

RV Trends

2014

**51st Annual
National RV Trade Show**

Plus Polk's Top 5 RV Essential Items

[SUBSCRIBE](#)

www.rvconsumer.com



Page 6



Page 20



Page 25

IN THIS ISSUE

6 RV Trends 2014

Take a look at what's new in RVs for 2014, and get Mark's perspective on some of the trends shaping the future of the RV industry.

20 Project Terry

Take a look at Project Terry, a vintage trailer restoration project sponsored by RV parts & accessories manufacturers and scheduled to be auctioned on eBay this spring.

25 Top 5 RV Essential Items

Find out what Mark considers to be the top 5 RV essential items you should never leave on a camping trip without.

DEPARTMENTS

4 Editor's Desk

19 New RV Products for 2014

Watch interviews from the National RV trade show on some new and innovative RV products coming out in 2014.

22 RV Product Video Spotlight

Everybody enjoys sitting under the RV patio awning, but not all of the hassles operating the awning. Check out the latest technology in RV patio awnings with the WeatherPro by Dometic, making using the awning easy too.

WE CAN'T GUARANTEE
THE SUN WILL SHINE,
GEYSERS WILL SPOUT
OR LEAVES WILL TURN
GOLDEN-RED FOR YOU.

BUT IF YOUR RV BREAKS,
YOU WON'T PAY TO FIX IT.
GUARANTEED.*




[Click here for more information on the Good Sam Extended Service Plan](#)

Eliminate worry about major repair expenses with an investment in Good Sam Extended Service Plan (ESP). With ESP, if you experience a breakdown, you simply call us. We will direct you to our closest preferred service provider. You can also choose to take it to your repair facility of choice. Good Sam will pay the facility directly, and ensure that the appropriate repairs are made. With coverage that complies with stringent insurance regulations, you can be assured Good Sam will be there when you need it. Find out more and get a free quote online at GoodSamESP.com or call 877-273-5860. It's guaranteed peace of mind.



1-877-273-5860
Mon-Fri 8am-8pm & Sat 9am-1pm CST

*All program benefits are subject to the limitations set forth in the current terms and conditions. ESP is available to U.S. residents only. Not available to Canadian residents. Designed for the Good Sam Club by Affinity Brokerage, LLC. INBN2E9W GSP22339 0213



In December I attended the 51st annual National RV Trade Show in Louisville, Ky. I look forward to this show every year. Over 60 RV manufacturers and 225 RV supplier exhibitors fill more than 720,000 SF of exhibit space to display new RVs and RV products for 2014.

This annual RV trade show gives me the opportunity to visit with old friends, gauge the state of the RV industry and to see all of the trends with new model year RVs.

In this issue of RV Consumer Magazine I'll be highlighting some of the cool things I saw in Louisville to usher in this year's camping season.

2014 looks like a promising year for RVs and camping so sit back, relax and take a first-hand look inside the National RV Trade Show.

Mark

www.rveducation101.com
www.rvconsumer.com

"Here's to old friends, new friends and another great RV camping season. Happy New Year!"
~ Mark Polk

RV Consumer Magazine

150 Bay Ridge Rd.
Harrells, NC 28444
910-484-7615

www.rvconsumer.com

Publisher: RV Education 101

Editor: Mark J. Polk
mark@rveducation101.com

Contributing Writers:

Marketing Director: Dawn Polk
dawn@rveducation101.com

Advertising Information:
[MEDIA KIT](#)

Copyright 2011,2012,2013 RV Education 101, all rights reserved, RV Consumer Magazine is published by RV Education 101. This publication cannot be reproduced without the expressed written consent of the publisher. Advertisers and/or advertising agencies or representatives assume all liabilities for any printed content appearing in RV Consumer Magazine. Articles and opinions expressed in this publication may not be the same opinion of the magazine, its staff or its advertisers.

Don't miss a single issue
[Subscribe NOW](#)

RV101.TV

Expert Help for your RV!



Presented by



Your #1 destination for RV how-to & RV product videos. RV101.TV was designed to help educate you on DIY projects, RV product installations, RV tips and much more.

Over 150 informative RV videos grouped by category makes finding what you are interested in learning about easy.

[RV101.TV](#) is the #1 RV video source on the web. [Watch Video](#)

Go where your RV takes you



Special Coverage of the 51st Annual National RV Trade Show in Louisville, Ky.

RV Trends 2014



By Mark Polk

I continue to see a trend for smaller, lighter more fuel efficient RVs. This trend has been developing for a few years now and is more prominent throughout the industry.

It is noticeable in both towable and motorized RV categories. As automobile and truck manufacturers strive to meet stringent EPA and CAFE fuel regulations and guidelines vehicles are downsized and the engines powering these vehicles are smaller too. Smaller, lighter more fuel efficient trucks and SUVs result in RV manufacturers downsizing towable trailers so these vehicles are still capable of safely towing trailers.

I have noticed an increase in Type B and B-Plus production at previous shows I attended over the past couple of years, but it seemed to me that there were more smaller Type A motorhomes on display in Louisville this year.

Numerous RV manufacturers had innovative scaled down versions of Type A motorhomes like the [Itasca Rey](#) pictured above. This 2014 25-foot Rey is built on a Mercedes Benz Sprinter chassis.

“ Smaller Type A motorhomes make sense to me. They are easy to maneuver, more fuel efficient and offer everything you will find in a larger motorhome.”

I decided to take a closer look at this trend of smaller Type A motorhomes so I stopped by to look at the Itasca Reyo's cousin, the [Winnebago Via](#).

Like the Reyo the Via is built on the Mercedes Benz Sprinter chassis and comes in 3-floorplans, each 25 feet in length. The Via comes packed with features like the infotainment center with RV GPS, Smart Space and Smart Storage. The model pictured is the 25T.



And the 25 T has a flex bed system to fit your particular sleeping needs. (pictured below)



The 25 T has a sofa slide-out and the display model had the optional driver's door. Inside you can pick from three rich wood treatments.



RUV

RECREATIONAL UTILITY VEHICLE

- Designed Around The Modern Family Lifestyle
- Affordable & Flexible
- Right-Sized Go Anywhere Design
- Easy To Drive, Like An SUV
- Abundance of Storage Spaces & Multiple Pass-Through Bays
- HD-MAX™ Exterior, Side Vision Cameras, LED Accented Headlamps, Expand-A-Room™ Bathroom Door & Much More...

New 24.1 RUV



THOR
MOTOR COACH

At just over 25' in length and 11' tall you can go just about anywhere you want to and the Ford Triton V10 will get you there with no problem.



The interior of the Axis was laid out similar to the 25T Via with the sofa slide and rear bed configuration.



If you prefer something smaller than these downsized Type A motorhomes there are lots of choices in the Type B and B-Plus markets. When I was at the Pa. RV & Camping show earlier last year I covered many of the smaller motorhomes.

Winnebago wasn't the only RV manufacturer showcasing downsized Type A motorhomes. Over at the Thor display I found the new RUV or Recreational Utility Vehicle. As the sign says they are for the consumer who wants a small, easy to drive RV that is affordable and flexible. Thor had the [Axis](#) and [Vegas](#) models on display.



One in particular was the Winnebago Trend that was built on new Ram ProMaster chassis with a 3.6L V6



The Sprinter chassis has been the chassis of choice for the Type B and B-Plus builders for many years but that may change in the near future. When I visited the Ford display at the show I ran across this Ford Transit that will be entering the RV marketplace soon. It has a GVWR of 9,000 lbs. and will be powered by a 3.5L EcoBoost V6 that is expected to get 20% better fuel economy than the 4.6L V8 . Watch out Sprinter!

gasoline engine There are two 23' floorplans and both offer a powered StudioLoft™ bed up front that lifts tight to the ceiling to conserve space during the day.



If you need just a little more room there is the [2014 Winnebago View](#) Profile on the Mercedes Benz Sprinter chassis. The 24G model on display had a sofa slide on the road side, and a rear slide for the queen bed.



There were lots of Type C motorhomes on display too, which work well for a family that prefers a motorized RV over a towable RV. (Jayco Jayhawk pictured)



Here are some interior pictures of the 29D.



And for the adventurous type I am seeing more and more 4X4 versions like this Melbourne 29D by Jayco pictured below. I was intrigued by the 4X4 motorhome and decided to take a closer look at it.



The Melbourne comes in two floorplans, both slightly over 31-feet in length and built on a Ford E-450 Super duty chassis.



If you prefer larger motorhomes there are still plenty to choose from in 2014.

Monaco, who filed bankruptcy during the recession and was purchased by Navistar, was sold to Allied Specialty Vehicles (ASV) from Navistar RV in May of 2013. The sale included Monaco, Holiday Rambler, R-Vision and several other brands.

ASV had a 2015 Monaco Dynasty on display as well as Holiday Rambler motorhomes and Trail Lite models from its towable line-up.

ASV also had a cut-away of a 2015 Holiday Rambler Vacationer 36DBT pictured below.



2015 Monaco Dynasty interior & exterior



Tiffin had a strong presence with it's line-up of 2014 motorhomes. For example take a look at this 2014 Phaeton 40 QBH on a Freightliner chassis powered by a Cummins ISL 380 HP engine.



The pictures speak for themselves

On the towable side of the house the same applied, there was every style and type trailer on display, from little to large.

My friends from [Little Guy](#) Teardrop Camper were there with several models on display.



There were folding camping trailers



Realtree Base Camp by [Livin Lite](#)

And there were Hybrid trailers



Solaire by [Palomino](#)



There were truck campers

And Lance showed off their new [2212KS Toy Hauler](#). Nice!



Backpack edition by [Palomino](#)



[Lance 1181](#)



More Toy Haulers

There were travel trailers and 5th wheel trailers in every shape and size like this new [Flex by Augusta](#).



[Work & Play](#) by Forest River



Pictured below is a [Tesla T3950](#) Toy Hauler by Evergreen



And this [Flex AF 34RS](#) 5th wheel



Another RV trend becoming increasingly popular is tailgating at sporting events and other venues and this Game Day Trailer dubbed as the “Ultimate Tailgating Experience” is the way to do it in style




RV Winter Prep

For some folks around the country it's time to start thinking about storing your RV for the colder winter months. If your RV is prepared for the cold weather and stored properly it will be ready to use next spring.

Preparing your RV for winter storage is not that difficult to do. If you are a Do-It-Yourselfer we offer a [Winterizing & Storing DVD](#) to assist you. Why not save some time and money by winterizing the RV yourself ?

[**MORE INFO**](#)





SUPERIOR SWAY CONTROL *lets you enjoy the journey*

THE ORIGINAL

Equal-i-zer[®]

SWAY CONTROL HITCH

[click for more info](#)

For over 50 years the Equal-i-zer[®] hitch has been providing safe towing for families.

The Equal-i-zer hitch's superior design makes it the best performing sway control hitch on the market. Four steel on steel friction points (*known as 4-Point Sway Control[™]*) and excellent weight distribution – provide unmatched resistance to your trailer's attempts to sway. That's the premium performance that keeps families safe, and the premium performance that keeps owners recommending the Equal-i-zer hitch to their friends.



99% of our customers would recommend the Equal-i-zer[®] hitch to their friends. Why? Because Equal-i-zer hitch's superior sway control performance helps you reach your destination safely. Don't trust your safety to a lesser hitch. Get the peace of mind that comes from towing with the best Integrated Sway Control[™] hitch available. **Get The Original Equal-i-zer Sway Control Hitch.**



The Equal-i-zer hitch's performance lets you enjoy a safer and more comfortable trip



Made in the USA

Patent Pending

The Secret to the Equal-i-zer[®] hitch's Superior Performance is Integrated 4-Point Sway Control[™]

Tell all of your friends.

"Last year I moved cross-country...across Alaska...to the East coast. [The Equal-i-zer hitch] performed flawlessly through the mountains, on the open road...and even in the tightest of campsites. I have told all my friends they need this hitch for their towing."

- Devin T., Georgia

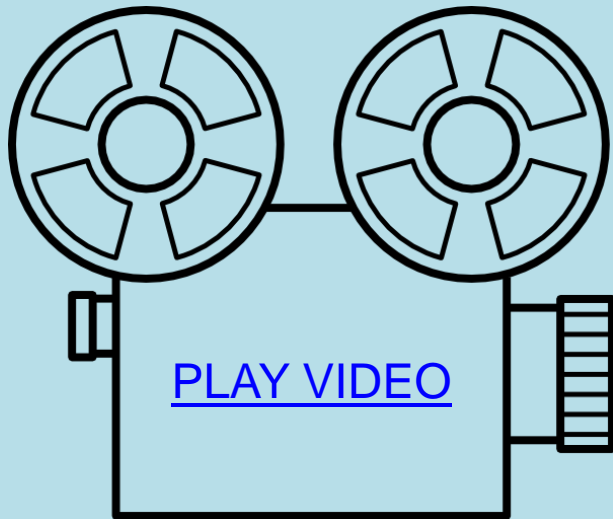
Call now to get a **FREE DVD** to see how much safer you can tow with an Equal-i-zer hitch.
(800) 478-5578
www.EqualizerHitch.com



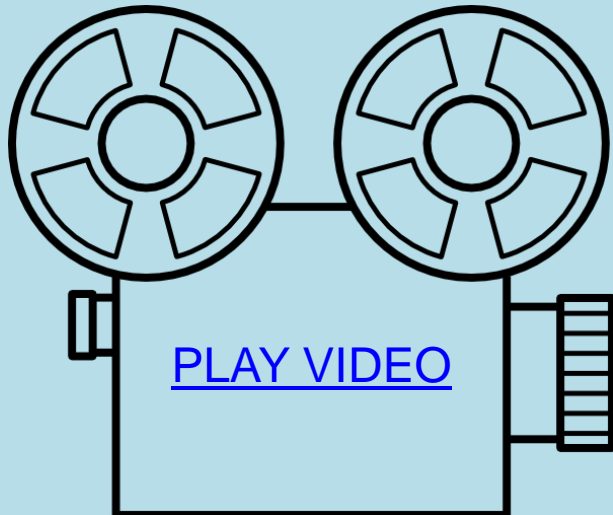
Get Superior Sway Control - Get the Original Equal-i-zer[®] Sway Control Hitch.

NEW RV PRODUCTS for 2014

While at the show I always look for new and innovative products coming to market that help make the RV lifestyle safer or easier for RV owners to enjoy. This year I found a brand new trailer sway control product being introduced in 2014 and some RV products designed to make ordinary everyday tasks simpler and easier to do. I decided the best way to show these new products was to interview the folks working the displays.



[Trailer Sway Control](#)



[Fastway Trailer Products](#)

PROJECT TERRY

Similar to my old Yellowstone vintage trailer restoration project in 2011 Project Terry was the restoration of a 1978 Terry travel trailer. Some folks in the RV industry were discussing how to showcase the availability of replacement parts and accessories in the RV industry and the result was Project Terry. The trailer restoration project received great support from RV



parts and accessories manufacturers and had editorial coverage from RV Magazine. Coast Distribution, a large parts distributor, coordinated the project. [follow the entire restoration project here](#)






Project Terry was on display in Louisville and it was fun to look at all the work and detail that went into the restoration project. In the spring of 2014 Project Terry will be auctioned on eBay and all proceeds from the sale will be donated to the RV Industry Hall of Fame & Museum in Elkhart Indiana.

RV Product Spotlight

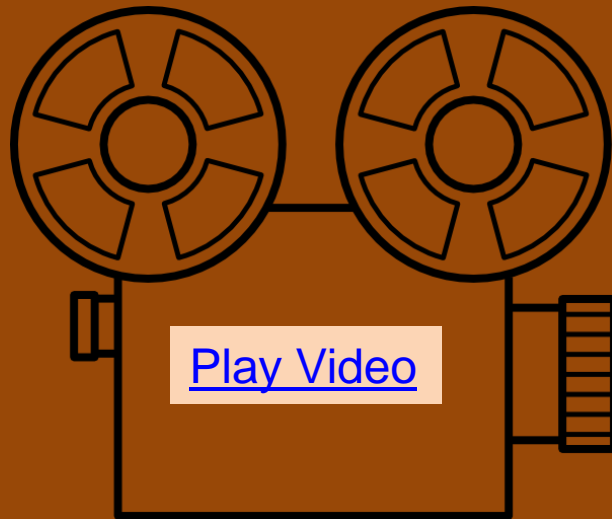
RV Product Spotlight



**RV Video Training
with MARK POLK**



Technology in RV awnings has advanced over the past several years with power awnings, wind sensor technology and spring arm mechanisms to prevent rain from accumulating and damaging the awning and awning fabric. Take a closer look at the Weather Pro awning by Dometic.



BatteryMINDER[®]

Charger - Maintainer - Desulfator - Conditioners

The Only Charger You Will Ever Need...




800.379.5579 (ET)

Tired of dead batteries?

Stop the problem for good with the charger, maintainer & conditioner that Mark uses on all his batteries.

[The Battery Minder](#)

How will you
Remember
your travels?



Not all insurance is equal. Just because you have your RV insured, doesn't mean your whole RV experience is covered. Things like personal effects coverage, vacation liability, and towing expenses are frequently left out of other carriers' policies. But at Explorer RV, we believe it's more than just your RV we're covering. It's the travels, the good times, the memories. Visit us online to learn more or to get a quote.

PROTECTING YOUR RV. PROTECTING YOUR MEMORIES.

EXPLORER RV
INSURANCE AGENCY, INC.

Visit www.explorerrv.com to get a quote




Having the right insurance coverage on your RV is important when you need it.. Get a free quote from Explorer RV Insurance.

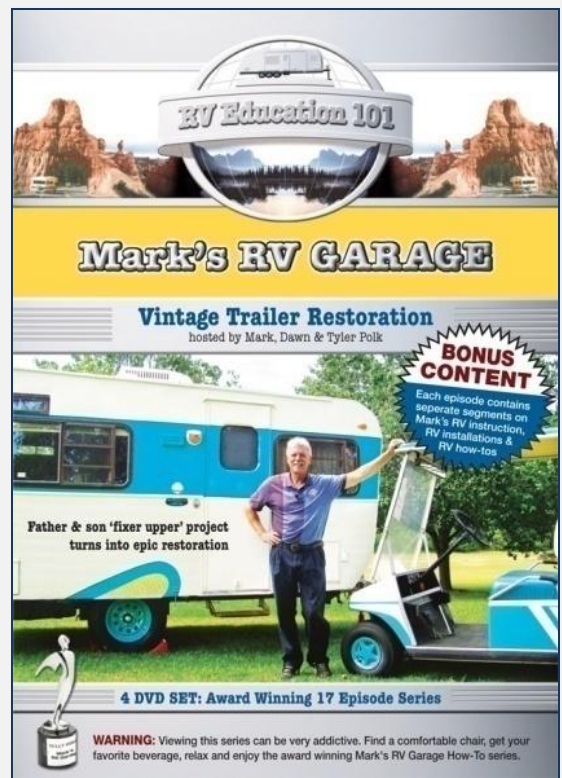
[Get your free RV Insurance Quote](#)



Don't leave home without
[Maxx Air Products](#)



Check out the step-by-step vintage travel trailer restoration project and other great RV information and RV educational material in the award winning Mark's RV Garage Series 4-DVD set. On SALE NOW for ONLY \$29.95 [More Info](#)



Polk's Top 5 RV Essential Items

In my [Checklists for RVers e-book](#) I list 20 essential items you should never leave without on an RV trip. Today I am going to condense that list to my top 5 RV essential items.

Here we go!

#1

Electrical Adapters & Extension Cord

You never know what type of electrical service you might encounter during your RV travels. Depending on your RV you will need electrical adapters that allow you to plug-in to the electrical service provided. There are electrical adapters that go from 50-amp to 30-amp, 30-amp to 20-amp etc. I recommend keeping a variety of these adapters on hand in your RV. Keep in mind that if you do plug-in to a 20 amp service you will be limited in what 120 volt devices you can use in the RV. In addition to various

electrical adapters you should always take an extension cord along on RV trips. Ideally you want an extension cord that is designed specifically for your RV's electrical system with the same gauge wire and ends that match the RV and the campground service your RV is rated for. Typical household extension cords are not rated for 30 plus amps. If you do use a household type extension cord it should be at least 10-gauge wire.



#2

Sewer Hose Connectors & Adapters

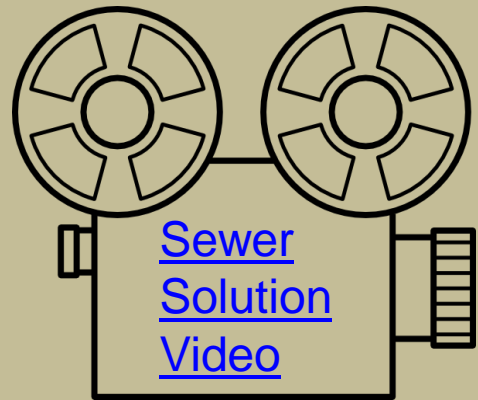
It never fails, one day you are going to camp at a destination and discover you don't have the right adapter for the campground sewer or dump station drain outlet. The reason for this is not only do sewer drain outlets come in different sizes, but some are smooth pipe while others are threaded pipe.

Companies like Valterra Products offer solutions for all these different types of campground sewer and dump station connectors with kits designed to work in nearly all situations you encounter along the way.



In addition to a selection of sewer hose connectors and adapters it's a good idea to take an extra length of sewer hose, like a 10-foot and a 20-foot hose. You never know how far away you will be parked from the campground sewer drain.

I also recommend using a heavy-duty type sewer hose. They do not cost that much more and will last much longer than a standard hose.



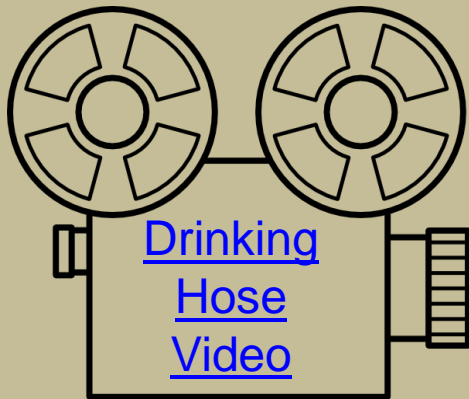
Another option is to use a product like the Sewer Solution. It is similar to a macerator but doesn't require electricity. [Watch Video](#)



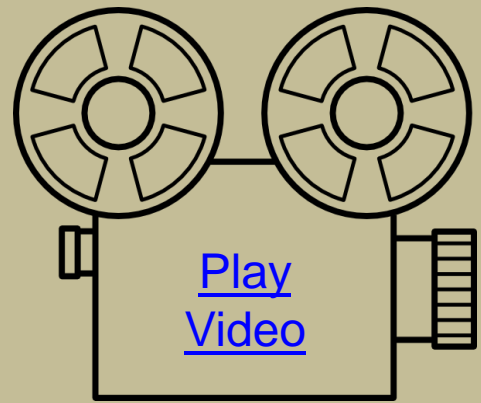
#3

Drinking Water Hose & Regular Garden Hose

You always want a potable drinking water hose long enough to get you out of any jam. I keep a 4-foot, 10-foot and 25-foot drinking hose in the RV at all times.



Another essential component of the potable drinking hose is a water regulator. You never know what the water pressure will be at the campground. A regulator will protect your RV plumbing system from high water pressure that is common at many campgrounds. Always connect the regulator at the source of the water to regulate pressure before it enters the RV. I also recommend turning the water source coming into the RV off if you plan to be away from the RV.



[RV Water Regulators](#)

Last but not least I always take a ordinary garden hose for cleaning, flushing tanks and other purposes. This hose should be green, black or gray in color. Most RV drinking hoses are white so the color will help you distinguish between the two.



#4

Electrical Test Meter and/or Surge Guard

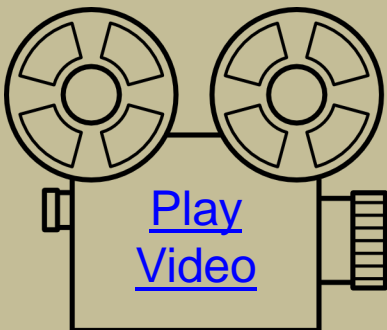
I keep a digital plug-in voltmeter on hand at all times. You can use it to check the polarity and voltage at the campground prior to plugging the



unit in. And you can also monitor the voltage throughout your trip to protect your appliances and electronic equipment from being damaged by high or low campground voltage.

Tip: Voltage below 105 volts or above 130 volts can potentially damage electronic devices and appliances.

I also use a product called Surge Guard that is designed to protect your RV's electrical system and sophisticated electronic equipment from damage.

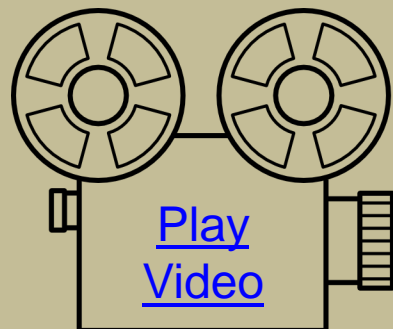


#5

Water Filtration System


I highly recommend some type of water filtration system. There are several types available designed specifically for use with RVs. You can install an under the counter filter to a faucet just for drinking water, or you can use an external filter system designed to filter all of the water going into the RV.

Some RVs come equipped with a water filter housing already installed. If not, and you would like to install a filtration system in your RV here is one of my RV how to videos that might be helpful.



These 5 items are from my RV essential items checklist in my [Checklists for RVers E-book](#)

[Learn more](#)
about our
products



For all your [RV training needs](#) we have you covered




RV Consumer E-Magazine Archives

Did you miss previous issues of RV Consumer e-Magazine? Catch up on all the information packed issues right here.

Happy RV Learning

[Go To Archives now](#)



Video
download &
DVD Box Set
Deals



RV Education 101
Learning RVs the Easy Way
with MARK POLK

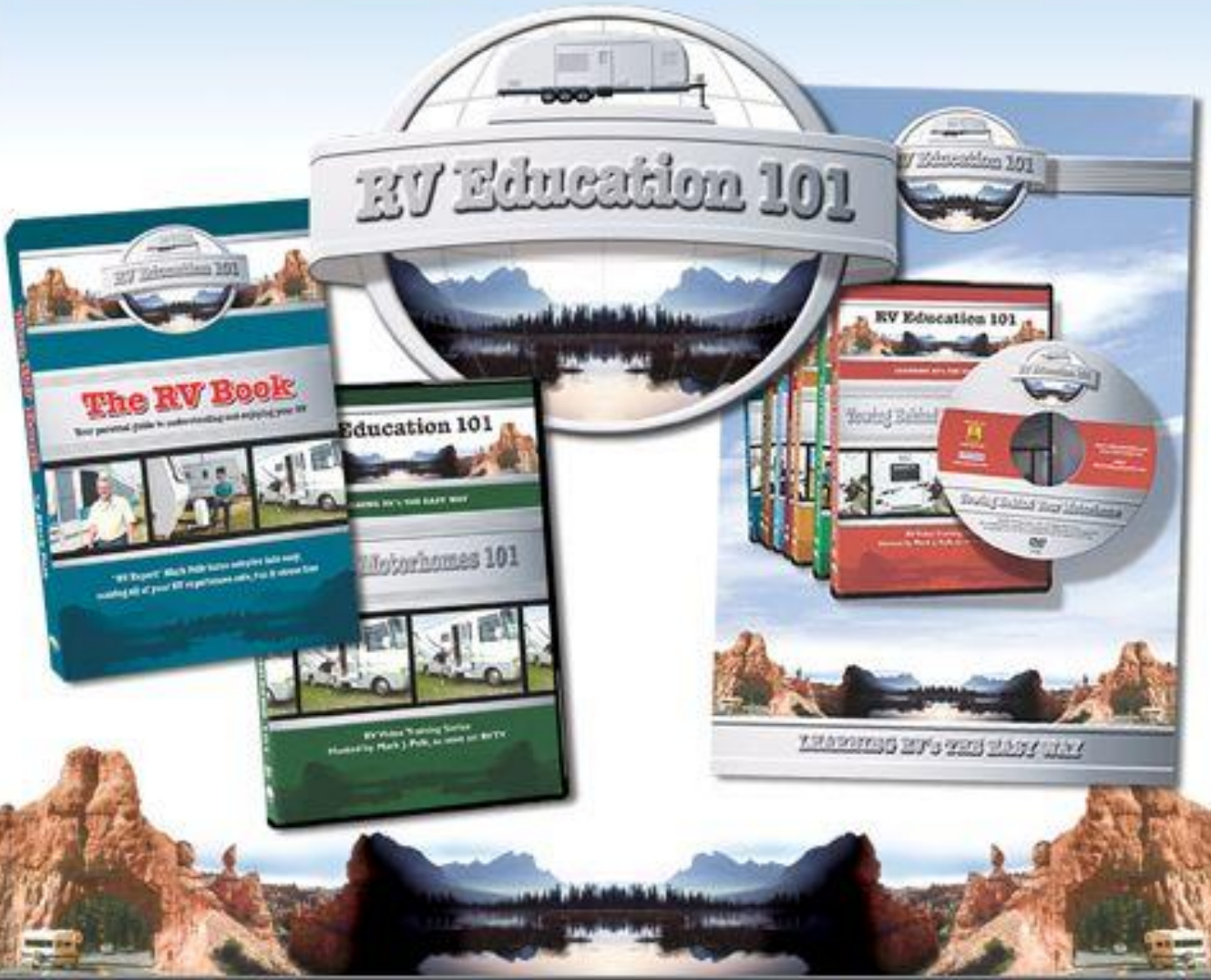
Americas most popular RV Training Series

Videos, Books, E-books

Looking for a bargain on some RV training materials? Check out Box Set deals in our Bargain Room

[BARGAIN ROOM](#)

RV Training Resources



RV EDUCATION 101: TRAINING MATERIALS

[Click here to view our complete line of RV Training Products](#)

Visit our Sponsors



www.koa.com



www.rvtrader.com



www.explorerrv.com



www.vdcelectronics.com



www.goodsamesp.com



www.equalizerhitch.com



[RV Education 101 Learning RVs the Easy Way](#)



[2013 Media Kit](#)

General & Unsubscribe Information

Our goal with RV Consumer E-Magazine is to provide you with helpful information to make all of your RV experiences more enjoyable. I left my position as an RV Sales and F&I manager in 2000 to start RV Education 101.

We produce RV educational videos & DVDs and publish books and e-books on how to safely & properly use and maintain your RV. The reason I left my job was because of my concern about the lack of educational and safety awareness material available to the RV consumer, in other words you.

My wife Dawn left her position in RV sales to help start the company, and is our Sales and Marketing Director. We currently have a 35-foot Class A motor home. We have two boys, Tyler 16 and Josh 22, both avid RVers and three dogs, Roxie, Gracie and Buck. If you would like to learn more about us and about RV Education 101 please visit www.rveducation101.com

RV Consumer E-Magazine, Copyright 2011,2012,2013 Mark J. Polk except where indicated otherwise. All Rights Reserved worldwide. Reprint only with permission from copyright holder(s). All trademarks are the property of their respective owners. All content provided as is. Not all content may be the opinion of the RV Consumer Magazine editorial staff or of RV Education 101. Advertisers are solely responsible for ad content.

To subscribe please visit [our sign up page](#). All RV Education e-publications are opt-in, available by subscription only. We neither use nor endorse the use of spam. Your e-mail address will only be used to distribute RV Education 101 e-news and will never be sold or given to any other entity.

If you no longer wish to receive e-news from RV Education 101 you can unsubscribe in the e-mail notification you receive in your in box.

RV Education 101
150 Bay Ridge Rd.
Harrells, NC 28444
910-484-7615

Contact:

Mark@rveducation101.com
Dawn@rveducation101.com

