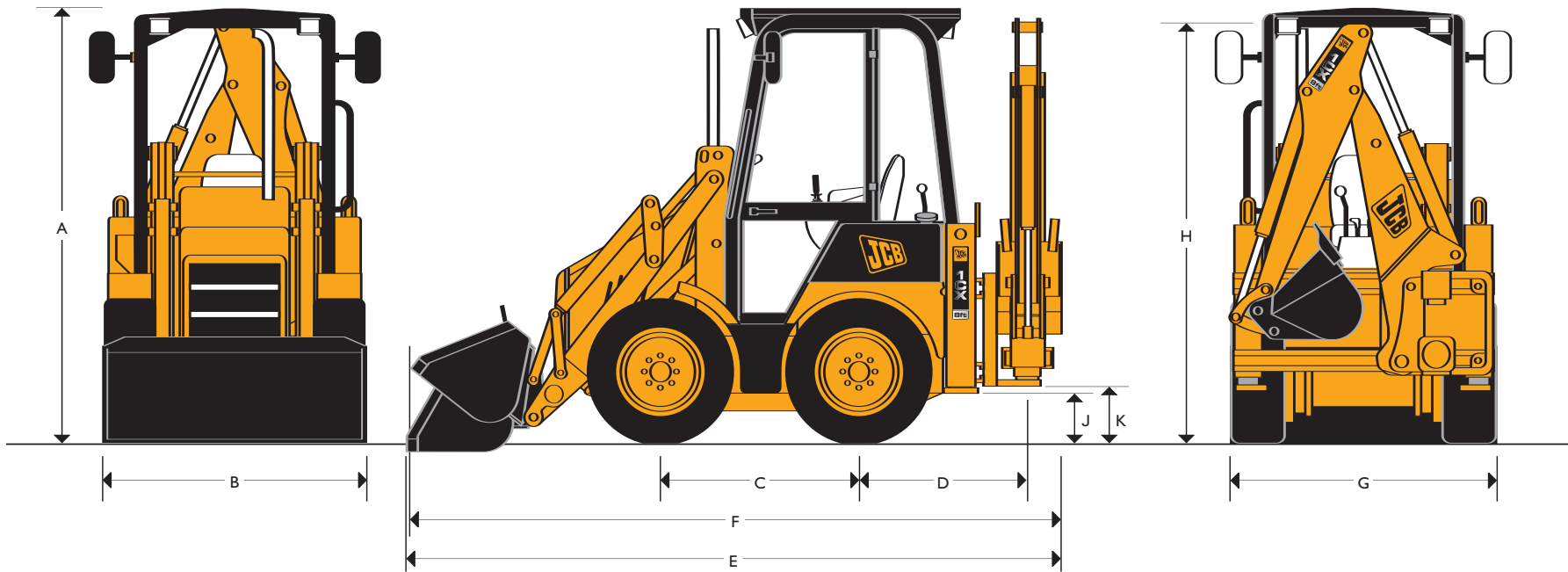




# JCB BACKHOE LOADER | ICX 8FT (208S)



MAX. ENGINE POWER: 50hp (37.3kW)  
 MAX. BACKHOE DIG DEPTH (STANDARD DIPPER): 8FT 4in (2.55 meters)  
 MAX. LOADER CAPACITY: 1345lb (610kg)



## STATIC DIMENSIONS

Machine model	ICX 8FT (7x15 Tires)	ICX 8FT (10x16.5 Tires)
	ft-in (m)	ft-in (m)
A Overall height	7-4 (2.26)	7-4 (2.25)
B Overall width (over tires)	4-8 (1.43)	5-2 (1.58)
C Axle centerline distance	3-6 (1.07)	3-6 (1.07)
D Slew center to rear axle center distance	2-10 (0.87)	2-10 (0.87)
E Total travel length	11-2 (3.40)	11-2 (3.40)

Machine model	ICX 8FT (7x15 Tires)	ICX 8FT (10x16.5 Tires)
	ft-in (m)	ft-in (m)
F Total travel length (bucket in carry position)	10-10 (3.31)	10-10 (3.31)
G Rear frame width (over tires)	4-7 (1.41)	5-1 (1.56)
H Height of boom in carry position	7-3 (2.22)	7-3 (2.21)
J Stabilizer feet clearance	0-10 (0.27)	0-10 (0.26)
K Kingpost clearance	1-1 (0.33)	1-1 (0.32)

JCB BACKHOE LOADER | ICX 8FT



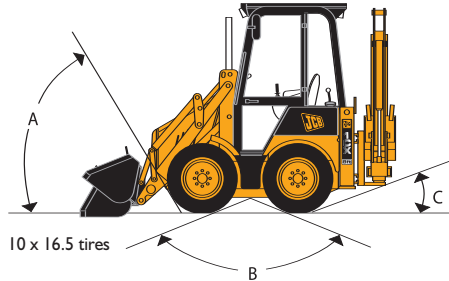
# JCB BACKHOE LOADER | ICX 8FT



JCB BACKHOE LOADER | ICX 8FT

## GROUND LINE ANGLES

- A Approach angle 52°
- B Interface angle/ramp to ground plane 132°
- C Departure angle 23°



## OPERATING WEIGHT AND MACHINE RATING

SAE operating weight. Fully operational with Quickhitch, standard bucket, full fuel tank, canopy and 18" (450mm) excavator bucket.

Machine model	ICX 8FT
	lb (kg)
Weight	6150 (2790)
Loader rated operating capacity	1345 (610)
Pallet fork operating capacity	1060 (480)

## ENGINE

4 cylinder, 404C-22, engine conforms with EC mobile off-highway emissions regulations, Tier 2, 4 stroke, diesel engine, indirect injection, naturally aspirated – 2.2 litres displacement. Water cooled.

Machine model		ICX 8FT
Displacement	cu. in (ltr)	134 (2.2)
No. of cylinders		4
<b>Power ratings</b>		
SAE J1995 gross @ 2800rpm	hp (kW)	50 (37.3)
SAE J1349 and EEC 80/1269 nett @ 2800rpm	hp (kW)	47 (35)
<b>Torque Ratings</b>		
SAE J1995 gross @ 2000rpm	lbf ft (Nm)	104 (135)
SAE J1349 and EEC 80/1269 nett @ 2000rpm	lbf ft (Nm)	100 (130)

Exhaust smoke R24.03. Exhaust emissions 97/68/EC. Engine oil service intervals: 500 hours. Fast start glow plugs.

## CONTROLS

### Loader and Transmission:

Hydraulic over hydraulic servos reduce lever efforts to a minimum. Twin ergonomic joystick controls mounted on the seat are well positioned for easy use. Optional case control pattern. Joystick mounted auxiliary control push buttons for straightforward control of attachments.

### Excavator:

Standard JCB plus pattern is logical as well as easy to both learn and operate. Optional ISO excavator controls.

## LIGHTING AND ELECTRICS

12 volt direct electric starting with 50 amp alternator and standard thermostart start aid.

- Heavy duty harness with secured sealed connectors for protection against both water and dust ingress. The connectors conform to IP67 (DIN 40 050) standards. A woven nylon outer covering protects the harness against abrasion and also improves its resistance to water penetration.
- Standard battery 95A hour low maintenance.

Ignition, working lights, park brake and detented auxiliary control switches mounted in right hand control panel.

Also incorporated in the side panel are the hourmeter and warning light cluster which includes a warning buzzer to draw operator's attention to any malfunction.

Located in the side panel is a well protected fuse box designed to keep dirt and grime out.

Relay box is positioned inside the console.

Road lighting is available as an option as is a reverse alarm.

Working lights are fitted as standard.

## TRANSMISSION

Full servo controlled hydrostatic transmission giving zero to maximum speed, both forward and reverse, at full power.

Independent transmission systems for both the left and right side, controlled through servo hand controls for precise and easy operation.

Travel speeds 0 – 7mph forward and reverse.

## OPERATOR ENVIRONMENT

Full ROPS/FOPS canopy with soundproofing.

- Fully adjustable seat.
- Seat belt fitted as standard.
- Exceptional all-round visibility.
- Optional front screen.
- Fully glazed cab option.
- Low canopy option.
- Ergonomically designed controls.



## JCB BACKHOE LOADER | ICX 8FT



### BRAKES

The JCB hydrostatic transmission control provides the primary braking service. For parking, the JCB fail safe braking system features oil-immersed, multi-disc brakes for long life and fade-free braking. Operation is spring-on, hydraulic pressure off, activated through electrical parking brake switch.

### TIRES

Standard 7 x 15 NHS 6PR  
 Optional 10 x 16.5 NHS 6PR

The standard flotation tires are fitted for most applications. For arduous conditions JCB Airboss tires are recommended. Grassland tires are available for applications where ground disturbance needs to be minimized.

### HYDRAULICS

In addition to the main hydrostatic drive pumps, there is a dedicated loader, backhoe and attachments supply pump. Both the main transmission and the loader controls are servo operated, for ease of use and precise control.

- Low lever efforts give excellent and easy control of transmission, loader, backhoe and attachments.
- Loader joystick incorporates rocker switch control of attachments.
- Full flow, spin-on type hydraulic oil filter.
- Engine oil throughout for ease of servicing.
- Optional hammer pipework.
- The optional hi-flow circuit provides 26.4 gpm pump flow to the front of the machine for operation of high capacity attachments such as cold planers and trenchers.
- Auxiliary hand tools circuit.

Machine model	ICX 8FT
<b>Pump flows @ 2800 rpm</b>	<b>gal/min (l/min)</b>
Main pump output	12.4 (47)
<b>System working pressure</b>	<b>lbf/sq in (bar)</b>
Backhoe and loader	3000 (207)

### SERVICE CAPACITIES

Machine model	ICX 8FT
	<b>gal (ltr)</b>
Hydraulic system incl. tank	11.9 (45)
Fuel tank	11.9 (45)
Chain cases	2.6 (10)
Engine coolant	2.1 (8)
Engine oil	1.3 (5)

### STANDARD EQUIPMENT

ROPS/FOPS canopy  
 Working lights  
 Hand and foot throttles  
 Seat mounted servo controls  
 Seatbelt  
 JCB pattern excavator controls  
 Mechanical loader quickhitch  
 Self leveling

### OPTIONAL EQUIPMENT

Fully glazed ROPS/FOPS cab  
 Road lights  
 Flashing beacon  
 Face level fan  
 External mirrors  
 ISO excavator controls  
 Auxiliary hydraulic supply to loader  
 Front bucket float  
 Auxiliary hand tool circuit  
 Excavator bucket quickhitch  
 Excavator auxiliary circuit  
 Large stabilizer feet  
 Street pads  
 JCB Airboss tires  
 Grassland tread tires  
 Reverse alarm  
 Fire extinguisher  
 Air filter pre-cleaner  
 Servo case control pattern  
 Loader bucket level indicator

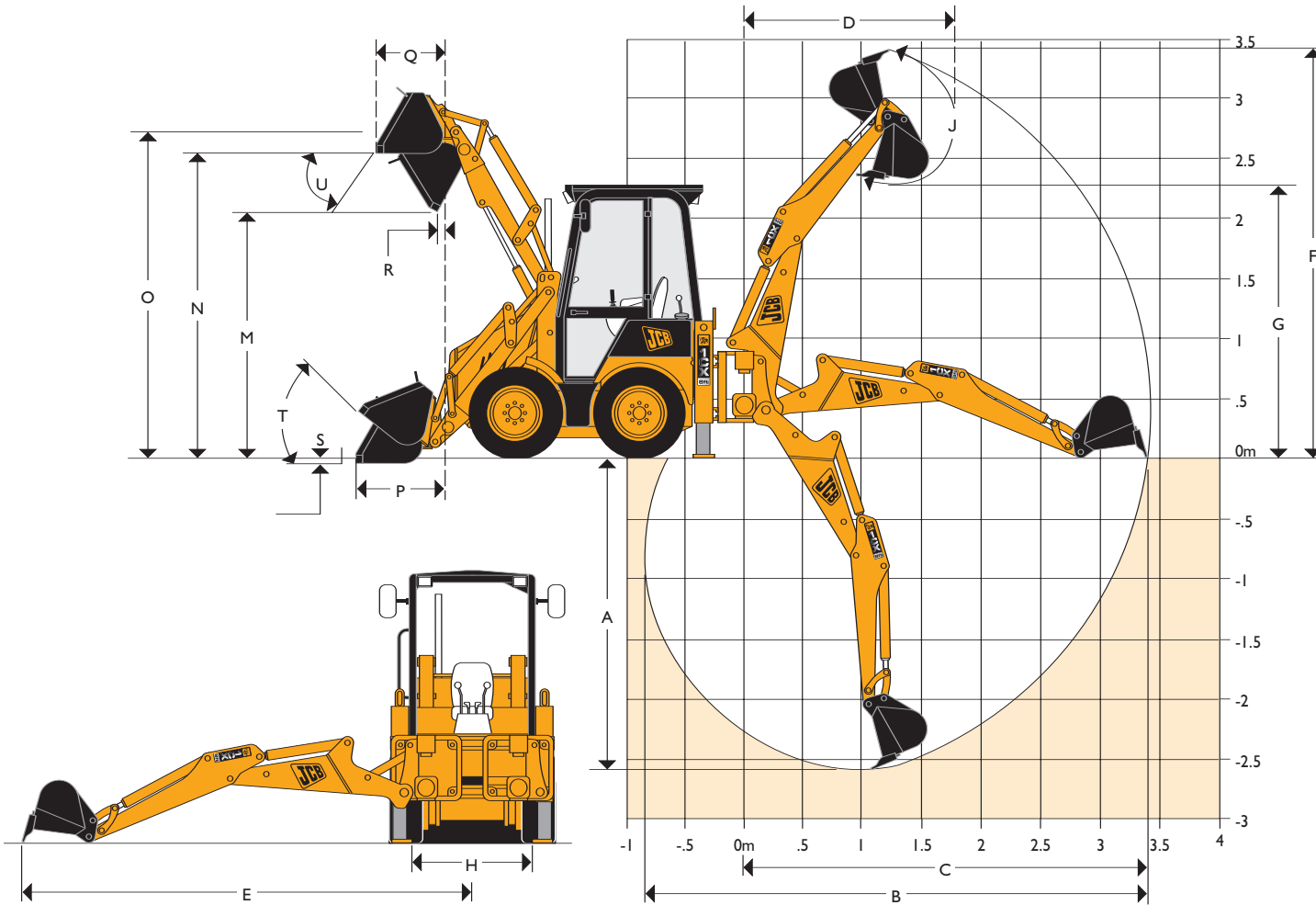
JCB BACKHOE LOADER | ICX 8FT



# JCB BACKHOE LOADER | ICX 8FT



## JCB BACKHOE LOADER | ICX 8FT





## JCB BACKHOE LOADER | ICX 8FT



### BACKHOE DIMENSIONS AND PERFORMANCE

Machine model		ICX 8FT	
<b>A</b> SAE Maximum dig depth	ft-in (m)	8-4 (2.55)	
	SAE Maximum dig depth 2ft flat bottom	ft-in (m)	8-2 (2.49)
<b>B</b> SAE Reach – ground level to rear wheel center	ft-in (m)	13-11 (4.24)	
<b>C</b> SAE Reach – ground level to slew center	ft-in (m)	11-1 (3.38)	
<b>D</b> SAE Reach – at full height to slew center	ft-in (m)	5-10 (1.79)	
<b>E</b> SAE Slide reach – to center line of machine	ft-in (m)	12-6 (3.83)	
<b>F</b> SAE Maximum working height	ft-in (m)	11-3 (3.44)	
<b>G</b> SAE Maximum loadover height	ft-in (m)	7-8 (2.35)	
<b>H</b> SAE Total kingpost travel	ft-in (m)	3-3 (0.99)	
<b>J</b> SAE Bucket rotation	degrees	202	
	SAE Bucket tearout	lb (kg)	4852 (2201)
	SAE Dipper tearout	lb (kg)	3280 (1488)

### LOADER DIMENSIONS AND PERFORMANCE

Machine model		ICX 8FT
<b>M</b> Dump height	ft-in (m)	6-10 (2.10)
	<b>N</b> Loadover height	ft-in (m)
<b>O</b> Pin height	ft-in (m)	8-10 (2.70)
<b>P</b> Reach at ground (toe plate horizontal)	ft-in (m)	2-9 (0.84)
<b>Q</b> Max reach at full height	ft-in (m)	2-1 (0.63)
<b>R</b> Reach at full height – fully dumped	ft-in (m)	0-11 (0.30)
<b>S</b> Dig depth (toe plate horizontal) clearance	ft-in (m)	0-2 (0.05)
<b>T</b> Rollback at ground	degrees	35
<b>U</b> SAE Dump angle	degrees	50
	SAE Loader breakout – bucket	lb (kg)
SAE Maximum hydraulic lift capacity	lb (kg)	5290 (2400)
Bucket capacity	yd <sup>3</sup> (m <sup>3</sup> )	0.30 (0.28)

JCB BACKHOE LOADER | ICX 8FT



## JCB BACKHOE LOADER | ICX 8FT



### A GLOBAL COMMITMENT TO QUALITY

JCB's total commitment to its products and customers has helped it grow from a one-man business into the World's 5th largest manufacturer of backhoe loaders, crawler excavators, wheeled excavators, telescopic handlers, wheeled loaders, dump trucks, rough terrain fork lifts, industrial fork lifts, mini/midi excavators, skid steer loaders and tractors.

By making constant and massive investments in the latest production technology, the JCB factories have become some of the most advanced in the World.

By leading the field in innovative research and design, extensive testing and stringent quality control, JCB machines have become renowned all over the world for performance, value and reliability.

And with a global sales and service network of over 400 distributors and agents, the company exports over 70% of its production to all five continents.

Through setting the standards by which others are judged, JCB has become one of Britain's most impressive success stories.



JCB Headquarters Savannah, 2000 Bamford Blvd., Pooler, GA 31322. Tel: 912.447.2000. Fax: 912.447.2299. [www.jcb.com](http://www.jcb.com)

JCB reserves the right to change design, materials and/or specifications without notice. Specifications are applicable to units sold in the United States and Canada. The JCB logo is a registered trademark of J C Bamford Excavators Ltd.

USA 21041-1/05

JCB BACKHOE LOADER | ICX 8FT

Helping You Get  
the Job Done!