



2018


**JCB BACKHOE LOADER
4CX-15 SUPER
CENTERMOUNT**



**JCB, Inc. North American
MACHINE PRICE LIST
in U.S. Dollars**


EFFECTIVE: JANUARY 1, 2018

**CHANGES TO SPECIFICATIONS AND/OR PRICES MAY OCCUR.
PLEASE REFER TO THE PRODUCT MANAGER FOR UPDATES**

	4CX-15 SUPER BACKHOE LOADER		U.S. DOLLAR PRICE PAGES	F.O.B. SAVANNAH, GA	EFFECTIVE: JANUARY 1, 2018
---	------------------------------------	--	----------------------------	---------------------	-------------------------------

STANDARD EQUIPMENT [Back to Index](#)

- SAFETY & SECURITY** Two post Roll Over Protective Structure (ROPS), Falling Objects Protective Structure (FOPS) and retractable seat belt. Equipped with independent park brake and loader service strut. Rear boom lock activated from operator's compartment; boom swing lock. Vandalism protection with key lockable cab, hydraulic fill, fuel cap. All locks with the exception of the Diesel Exhaust Fluid (DEF) tank operate with ignition key. Front and rear horn buttons. Automatic backup alarm.
- ENGINE** 109HP gross, turbocharged, water-cooled, 4 cyl, direct injection diesel. T4F compliant engine with Selective Catalytic Reduction (SCR) and 5 gallon DEF tank. Hand and foot throttle. SelectiveFull flow pressure engineoil lubrication with spin-on filter cartridge. Air to fluid coolers. Separately serviceable radiator, hydraulic and transmission oil coolers. Two stage fuel filtering system utilizing a water/sediment separator and spin-on type filter element. Dual element air filter, dry type with cleanable outer element, replaceable inner element and under hood pre-cleaner.
- TRANSMISSION** Separate unit mounted to engine containing torque converter and all transmission components. Pressure lubrication with spin on filter. Electrically operated Fwd / Rev lever on steering column. Electrically operated transmission. disconnect on gear shift and loader levers. Powershift gear selection with 4 Fwd / 4 Rev speeds.
- FRONT AXLE** 4WD - Industrial duty JCB Max-Trac torque proportioning, outboard planetary reduction axle, 4WD shift-on-the-go; steering cylinder located behind front axle.
- REAR AXLE** Separate, rigidly mounted to mainframe & connected to transmission via drive shaft. Heavy duty double reduction, outboard planetary gear final reduction. Limited slip differential to provide automatic equalization of wheel spin under conditions of unequal footing.
- BRAKES** Sealed wet multiple disc. Brake pedals can be independently operated or locked together. Power assisted, hydraulic brakes. Independent over center actuation, park brake. Transmission shifts to neutral when park brake is activated. 4 wheel braking in 2 wheel drive activated by switch.
- STEERING** 4 Wheel Steer. Hydrostatic power, with priority valve. Three steering wheel turns (lock to lock). Unbraked turning circle - 26' 5". Three steer modes, 2-wheel steer, 4-wheel steer and crab steer.
- BACKHOE AND MAINFRAME** Unitized, one piece heavy duty mainframe with integral backhoe. Sealed swing post pins and swing cylinder pins, 2" top & bottom rear frame plates (centermount). Fabricated boom and dipper. SAE maximum dig depth: Extradig dipper - 16' 3" - 20' 1". EasyControl backhoe controls. Fabricated stabilizer legs with anti-drift valves. 11,000 lb. lifting hook as standard.
- LOADER** Equipped with integrally mounted front end loader using two lift cylinders and two bucket dump cylinders. Parallel lift standard during loader raise and lower functions. Dump height: 9' 0". Bucket return-to-dig and third spool loader valve standard. Dump reach at full height - 32". Auto Smooth Ride System (AutoSRS). Front bumper protection fitted as standard. Heavy Lift loader arms standard

	4CX-15 SUPER BACKHOE LOADER		U.S. DOLLAR PRICE PAGES	F.O.B. SAVANNAH, GA	EFFECTIVE: JANUARY 1, 2018
---	------------------------------------	--	----------------------------	---------------------	-------------------------------

STANDARD EQUIPMENT (CONT.) [Back to Index](#)

ELECTRICAL SYSTEM 12 volt system with 150 amp alternator std. Wiring harness & outside cab connectors meet IP69 standard for protection against ingress of dust, and pressure spray of 4.23 gpm at 1450 psi. Inside cab connectors meet IP67 standard for protection against ingress of dust, and water when submerged. Single, maintenance free battery rated at 900 cold cranking amps. Four halogen work lights in front and four separate halogen work lights in the rear. Stop lights, turn signals, and four way hazards standard. Backlit gauges and readouts consisting of a tachometer, fuel gauge, engine coolant temperature gauge, digital hour meter and digital clock. Light and alarm for battery charge condition, coolant temp., engine oil pressure, transmission oil pressure, transmission oil temp., air cleaner restriction, water in fuel indicator, and park brake engaged. Light indicators for hazard flashers on, turn signals, steering mode, and lights on. 12 volt outlet for powered accessories. Common fuses and relays located in an easy access panel. Main circuit breakers at battery positive terminal for added circuit protection. Battery Isolator fitted as standard.

OPERATORS ENVIRONMENT Suspension seat with adjustments for weight, seat angle, and back angle. Armrests and retractable seat belt standard. Two door entry with deluxe trim. Composite sure grip molded floor, tilt steering column, front windshield with 2 speed plus intermittent wiper and washer, interior rear view mirror, pre-wired for beacon, cup holders, storage compartment. Cab includes door ajar stays, 14 adj. vents, operable side windows, one piece rear window with wiper and washer that acts as a shield during inclement weather, heater with defogger vents, and radio pre-wire with speakers in-cabs. AutoTHROTTLE returns engine speed to pre-set hand throttle position when work is resumed. AutoDRIVE provides cruise control-type characteristics during roading. Advanced Easy Controls and Easy Controls only: AutoSTABILIZERS and AutoBOOMLOCK.

HYDRAULIC SYSTEM Open center system, variable displacement piston pump, engine driven, 44 gpm @ 3650 psi. Separate oil reservoir not shared with other systems, externally mounted to mainframe for ground level servicing. Abrasion protection of valve to boom hoses. Hoses have burst pressure of 4 times working pressure. Structural steel pipes to withstand minor impacts. Auto Idle reduces engine speed when no hydraulic functions are requested.


SERVICEABILITY AND MAINTENANCE Ground level check for engine and transmission oil, brake fluid, engine coolant, and windshield washer levels. Ground level top off of engine oil, transmission oil, hydraulic fluid, brake fluid, fuel, and engine coolant. Tilt engine hood and lockable front grill. 15 second engine manifold preheat (activated through ignition switch). 40 gallon fuel tank. 20 gallon hydraulic tank with 5 micron filter. 500 hour engine oil and filter service interval. 1000 hour DEF filter interval. 1000 hour transmission oil and 500 hour transmission filter service interval. 2000 hour hydraulic oil and 500 hour hydraulic filter service interval. External Toolbox. AutoCHECK automatically performs daily under hood maintenance checks on 'key on'

TELEMATICS JCB Livelink telematics. Monitored and managed remotely via a PC or Smartphone. Two year subscription. Real time reporting of machine hours, routine maintenance alerts, location, critical health alerts, fuel level/consumption and work cycle information. Ability to set machine geo-fences and curfews for improved security.

	4CX-15 SUPER BACKHOE LOADER 2EJ5	U.S. DOLLAR PRICE PAGES	F.O.B. SAVANNAH, GA	EFFECTIVE: JANUARY 1, 2018
---	---	----------------------------	------------------------	----------------------------------

I - NEW FACTORY BUILT CUSTOM ORDERS: ESSENTIAL CODES [Back to Index](#)

BASE MACHINE (E)		
2EJ5	4CX-15 SUPER, 4WD, 4WS, 109hp T4F, 15ft Centermount Backhoe with ExtraDig Extending Dipper. 150A Alternator, 750lbs Counterweight. Includes 2 Spool Loader Valve, Flipover Feet, Interior Mirror, Front and Rear Worklights, Battery Isolator, Toolbox and Automate (AutoCheck, Autoidle, AutoDrive and AutoThrottle) and Telescopic Steering Wheel.	\$113,569
MODEL PACK: (E)		
200AM33	4CX-15 Super 109hp CM Model Pack, Manual Controls	\$0
TIRES and TRANSMISSIONS: (E)		
200B2NY	Michelin Power CL 440/80-28 includes Powershift Transmission with TorqueLock & Front & Rear LSD, AWS	\$7,465
200B2NZ	Michelin Power CL 440/80-28 includes Autoshift Transmission with TorqueLock & Front & Rear LSD, AWS	\$9,309
200B2QY	Michelin XMCL440/80-28 includes Powershift Transmission with TorqueLock & Front & Rear LSD, AWS	\$9,770
200B2QZ	Michelin XMCL440/80-28 includes Autoshift Transmission with TorqueLock & Front & Rear LSD, AWS	\$11,613
CAB/CANOPY: (E)		
200CF12	Canopy, Vinyl Suspension Seat	\$3,882
200CF14	Cab with A/C, Cloth Suspension Seat. Includes 110v Engine Block Heater.	\$15,586
ENCLOSURE CONTROLS: (E)		
200DE24	Canopy, LIVELINK	\$0
200DE30	Cab, LIVELINK	\$0
BACKHOE PIPEWORK: (E)		
200EC12	No Auxiliary Pipework	\$0
200EC13	Hammer Pipework	\$2,975
200EC14	Hammer/Bi-Directional Pipework	\$5,307
200EC15	Hydraulic Thumb (For Quick Hitch Use)	\$11,588
200EC16	Hydraulic Thumb (Not For Quick Hitch Use)	\$11,588
LOADER PIPEWORK: (E)		
200FD89	No Loader Pipework. Includes Return To Dig (RTD) & Auto SRS	\$0
200FD90	5/8 Loader Pipework, Return To Dig (RTD) & Auto SRS, 3 Spool Float and Reset.	\$1,051
200FD91	5/8 Loader Pipework, Return To Dig (RTD), Auto SRS, 3 Spool, Float, Reset and Detent.	\$1,051
200FD96	5/8 Loader Pipework, Return To Dig (RTD), Auto SRS, 3 Spool, Float, Reset for Bi-Directional Circuit.	\$1,051
200FD97	5/8 Loader Pipework, Return To Dig (RTD), Auto SRS, 3 Spool, Float, Reset and Detent for Bi-Directional Circuit.	\$1,051
TERRITORY PACKS (E)		
200GA40	English Territory Pack For Use with Thumb	\$0
200GA54	French Territory Pack For Use with Thumb	\$0
200GA68	Spanish Territory Pack For Use with Thumb	\$0


	4CX-15 SUPER BACKHOE LOADER 2EJ5	U.S. DOLLAR PRICE PAGES	F.O.B. SAVANNAH, GA	EFFECTIVE: JANUARY 1, 2018
---	---	----------------------------	---------------------	----------------------------------

2 - OPTIONS:		Back to Index
BACKHOE QUICK HITCH OPTIONS (Must order both HA and HD codes)		
200HA87	Hydraulic Excavator Quick Hitch with Lifting Kit and 5T Shackle	\$4,435
200HD85	Code Required For Excavator Quickhtes	\$0
LOADER BUCKETS		
200JA61	Q-Fit Tool Carrier Quick Hitch	\$2,977
200JA78	Direct Mount 6-in-1 Multipurpose Loader Bucket, 92in (2350mm), 1.3yd3 (1.0m3), Standard Duty with Bolt on Cutting Edge.	\$6,424
200JA80	Direct Mount 6-in-1 Multipurpose Loader Bucket, 96in (2438mm), 1.6yd3 (1.3m3) Standard Duty with Bolt on Cutting Edge.	\$7,310
200JA82	Direct Mount General Purpose Loader Bucket, 92in (2350mm), 1.4yd3 (1.1m3), Heavy Duty with Bolt on Cutting Edge.	\$2,769
200JA85	Q-Fit Hitch and General Purpose Loader Bucket: Includes Q-Fit Toolcarrier + 92in (2350mm), 1.4yd3 (1.1m3) Standard Duty with Bolt on Cutting Edge	\$5,806
200JA86	Q-Fit General Purpose Loader Bucket: Includes Q-Fit Toolcarrier, 96in (2438mm), 1.6yd3 (1.3m3) Standard Duty with Bolt on Cutting Edge.	\$6,407
200JA87	Q-Fit 6-in-1 Multipurpose Loader Bucket: Includes Q-Fit Toolcarrier, 92in (2350mm), 1.3yd3 (1.0m3) Standard Duty with Bolt on Cutting Edge.	\$9,458
200JA88	Direct Mount General Purpose Loader Bucket 92in (2350mm), 1.4yd3 (1.1m3) Heavy Duty with Bolt on Cutting Edge for use with Thumb	\$3,314
LOADER BUCKET OPTIONS		
200KA10	Q-Fit Mounted Fork Frame and 48in Forks.	\$2,469
BACKHOE BUCKET OPTIONS		
200MA36	Excavator Bucket Pivot Pin Set	\$151
200MA48	Backhoe Bucket - 12in (300mm) Heavy Duty 3 Teeth	\$1,098
200MA49	Backhoe Bucket - 18in (450mm) Heavy Duty 4 Teeth	\$1,298
200MA50	Backhoe Bucket - 24in (600mm) Heavy Duty 4 Teeth	\$1,298
200MA51	Backhoe Bucket - 24in (600mm) Heavy Duty 5 Teeth	\$1,461
200MA52	Backhoe Bucket - 30in (750mm) Heavy Duty 5 Teeth	\$1,775
HAND HELD TOOL CIRCUITS		
200NA63	9M Hose Reel with Hand Held Tool Circuit	\$4,660
VEHICLE ELECTRICAL OPTIONS		
200PB01	Rotating Amber Beacon	\$197
200PB05	110v Engine Block Heater For Canopy (Standard on Cab builds)	\$117
200PB18	Headlights	\$267

	4CX-15 SUPER BACKHOE LOADER 2EJ5	U.S. DOLLAR PRICE PAGES	F.O.B. SAVANNAH,	EFFECTIVE: JANUARY 1, 2018
---	---	----------------------------	---------------------	----------------------------------

2 - OPTIONS: Continued [Back to Index](#)

ADDITIONAL OPTIONS		
200RA06	AutoPRE-HEAT	\$974
200RA20	Exterior Mirrors (2)	\$184
200RA36	Seat Headrest	\$83
200RA37	Seatbelt (3in)	\$88
200RA56	Flipover Stabilizer Feet - Centermount	\$455
200RA59	Stabilizer Ram Guards - Centermount	\$590
200RA77	LED Worklights	\$1,104

	4CX-15 SUPER BACKHOE LOADER	U.S. DOLLAR PRICE PAGES	F.O.B. SAVANNAH, GA	EFFECTIVE: JANUARY 1, 2018
---	------------------------------------	----------------------------	---------------------	----------------------------------


YELLOW SERIES: [Back to Index](#)

4CX-15 SUPER CAB		US LIST PRICE
2EN3	4CX-15 SUPER, 4WD, 4WS, 109hp T4F, 15ft Centermount Backhoe with ExtraDig Extending Dipper. 150A Alternator, 750lbs Counterweight. Includes 2 Spool Loader Valve, Flipover Feet, Interior Mirror, Front and Rear Worklights, Battery Isolator, Toolbox and Automate (AutoCheck, AutoIdle, AutoDrive and AutoThrottle) and Telescopic Steering Wheel.	\$116,144
200AM17	4CX-15 Super 109hp CM Model Pack, Easy Controls	\$0
200B2NZ	Michelin Power CL 440/80-28 includes Autoshift Transmission with TorqueLock & Front & Rear LSD, AWS	\$9,309
200CF25	Cab with A/C, Cloth Suspension Seat. Includes 110v Engine Block Heater.	\$15,586
200DE48	Cab, LIVELINK	\$0
200EJ68	Hammer/Bi-Directional Pipework, 15' Extradig Dipper	\$5,307
200FE06	5/8 Loader Pipework, Return To Dig (RTD), Auto SRS, 3 Spool, Float, Reset for Bi-Directional Circuit.	\$1,051
200GA40	English Territory Pack For Use with Thumb	\$0
200JA87	Q-Fit 6-in-1 Multipurpose Loader Bucket: Includes Q-Fit Toolcarrier, 92in (2350mm), 1.3yd3 (1.0m3) Standard Duty with Bolt on Cutting Edge.	\$9,458
200MA50	Backhoe Bucket - 24in (600mm) Heavy Duty 4 Teeth	\$1,298
200PB18	Headlights	\$267
200RA20	Exterior Mirrors (2)	\$184
200RA37	Seatbelt (3in)	\$88
TOTAL		\$158,692

	4CX-15 SUPER BACKHOE LOADER 2EN3	U.S. DOLLAR PRICE PAGES	F.O.B. SAVANNAH,	EFFECTIVE: JANUARY 1, 2018
---	---	----------------------------	---------------------	----------------------------------

I - NEW FACTORY BUILT CUSTOM ORDERS: ESSENTIAL CODES [Back to Index](#)

BASE MACHINE (E)		
2EN3	4CX-15 SUPER, 4WD, 4WS, 109hp T4F, 15ft Centermount Backhoe with ExtraDig Extending Dipper. 150A Alternator, 750lbs Counterweight. Includes 2 Spool Loader Valve, Flipover Feet, Interior Mirror, Front and Rear Worklights, Battery Isolator, Toolbox and Automate (AutoCheck, Autoldle, AutoDrive and AutoThrottle) and Telescopic Steering Wheel.	\$116,144
MODEL PACK: (E)		
200AM17	4CX-15 Super 109hp CM Model Pack, Easy Controls	\$0
TIRES and TRANSMISSIONS: (E)		
200B2NY	Michelin Power CL 440/80-28 includes Powershift Transmission with TorqueLock & Front & Rear LSD, AWS	\$7,465
200B2NZ	Michelin Power CL 440/80-28 includes Autoshift Transmission with TorqueLock & Front & Rear LSD, AWS	\$9,309
200B2QY	Michelin XMCL440/80-28 includes Powershift Transmission with TorqueLock & Front & Rear LSD, AWS	\$9,770
200B2QZ	Michelin XMCL440/80-28 includes Autoshift Transmission with TorqueLock & Front & Rear LSD, AWS	\$11,613
CAB/CANOPY: (E)		
200CF23	Canopy, Vinyl Suspension Seat	\$3,882
200CF25	Cab with A/C, Cloth Suspension Seat. Includes 110v Engine Block Heater.	\$15,586
ENCLOSURE CONTROLS: (E)		
200DE42	Canopy, LIVELINK	\$0
200DE48	Cab, LIVELINK	\$0
BACKHOE PIPEWORK: (E)		
200EJ66	No Auxiliary Pipework, 15' Extradig Dipper	\$0
200EJ67	Hammer Pipework, 15' Extradig Dipper	\$2,975
200EJ68	Hammer/Bi-Directional Pipework, 15' Extradig Dipper	\$5,307
200EJ69	Hydraulic Thumb (Not For Quick Hitch Use), 15' Extradig Dipper	\$11,588
200EJ70	Hydraulic Thumb (For Quick Hitch Use), 15' Extradig Dipper	\$11,588
LOADER PIPEWORK: (E)		
200FE02	No Loader Pipework. Includes Return To Dig (RTD) & Auto SRS	\$0
200FE03	5/8 Loader Pipework. Includes Return To Dig (RTD), Auto SRS, 3 Spool Float and Reset.	\$1,051
200FE06	5/8 Loader Pipework, Return To Dig (RTD), Auto SRS, 3 Spool, Float, Reset for Bi-Directional Circuit.	\$1,051
TERRITORY PACKS (E)		
200GA40	English Territory Pack For Use with Thumb	\$0
200GA54	French Territory Pack For Use with Thumb	\$0
200GA68	Spanish Territory Pack For Use with Thumb	\$0

	4CX-15 SUPER BACKHOE LOADER 2EN3	U.S. DOLLAR PRICE PAGES	F.O.B. SAVANNAH, GA	EFFECTIVE: JANUARY 1, 2018
---	---	----------------------------	---------------------	----------------------------------

2 - OPTIONS: [Back to Index](#)

BACKHOE QUICK HITCH OPTIONS (Must order both HA and HD codes)		
200HA50	Mechanical Quick Hitch with 1 Ton Shackle	\$2,142
200HA90	Hydraulic Excavator Quick Hitch with Lifting Kit and 5T Shackle	\$4,435
200HA91	Hydraulic Excavator Quick Hitch (HMR/BI-DI) with Lifting Kit and 5T Shackle	\$4,435
200HD85	Code Required For Excavator Quickhtes	\$0
LOADER BUCKETS		
200JA61	Q-Fit Tool Carrier Quick Hitch	\$2,977
200JA78	Direct Mount 6-in-1 Multipurpose Loader Bucket, 92in (2350mm), 1.3yd3 (1.0m3). Standard Duty with Bolt on Cutting Edge.	\$6,424
200JA80	Direct Mount 6-in-1 Multipurpose Loader Bucket, 96in (2438mm), 1.6yd3 (1.3m3) Standard Duty with Bolt on Cutting Edge.	\$7,310
200JA82	Direct Mount General Purpose Loader Bucket, 92in (2350mm), 1.4yd3 (1.1m3), Heavy Duty with Bolt on Cutting Edge.	\$2,769
200JA85	Q-Fit Hitch and General Purpose Loader Bucket: Includes Q-Fit Toolcarrier + 92in (2350mm), 1.4yd3 (1.1m3) Standard Duty with Bolt on Cutting Edge	\$5,806
200JA86	Q-Fit General Purpose Loader Bucket: Includes Q-Fit Toolcarrier, 96in (2438mm), 1.6yd3 (1.3m3) Standard Duty with Bolt on Cutting Edge.	\$6,407
200JA87	Q-Fit 6-in-1 Multipurpose Loader Bucket: Includes Q-Fit Toolcarrier, 92in (2350mm), 1.3yd3 (1.0m3) Standard Duty with Bolt on Cutting Edge.	\$9,458
200JA88	Direct Mount General Purpose Loader Bucket 92in (2350mm), 1.4yd3 (1.1m3) Heavy Duty with Bolt on Cutting Edge for use with Thumb	\$3,314
LOADER BUCKET OPTIONS		
200KA10	Q-Fit Mounted Fork Frame and 48in Forks.	\$2,469
BACKHOE BUCKET OPTIONS		
200MA36	Excavator Bucket Pivot Pin Set	\$151
200MA48	Backhoe Bucket - 12in (300mm) Heavy Duty 3 Teeth	\$1,098
200MA49	Backhoe Bucket - 18in (450mm) Heavy Duty 4 Teeth	\$1,298
200MA50	Backhoe Bucket - 24in (600mm) Heavy Duty 4 Teeth	\$1,298
200MA51	Backhoe Bucket - 24in (600mm) Heavy Duty 5 Teeth	\$1,461
200MA52	Backhoe Bucket - 30in (750mm) Heavy Duty 5 Teeth	\$1,775
HAND HELD TOOL CIRCUITS		
200NA59	9M Hose Reel with Hand Held Tool Circuit	\$4,660
200NA61	9M Hose Reel with Hand Held Tool Circuit For Use with Bi-Directional	\$4,660
VEHICLE ELECTRICAL OPTIONS		
200PB01	Rotating Amber Beacon	\$197
200PB05	110v Engine Block Heater For Canopy (Standard on Cab builds)	\$117
200PB18	Headlights	\$267

	4CX-15 SUPER BACKHOE LOADER 2EN3	U.S. DOLLAR PRICE PAGES	F.O.B. SAVANNAH,	EFFECTIVE: JANUARY 1, 2018
---	---	----------------------------	---------------------	----------------------------------

2 - OPTIONS: Continued [Back to Index](#)

ADDITIONAL OPTIONS		
200RA06	AutoPRE-HEAT	\$974
200RA20	Exterior Mirrors (2)	\$184
200RA36	Seat Headrest	\$83
200RA37	Seatbelt (3in)	\$88
200RA56	Flipover Stabilizer Feet - Centermount	\$455
200RA59	Stabilizer Ram Guards - Centermount	\$590
200RA77	LED Worklights	\$1,104

	4CX-15 SUPER BACKHOE LOADER 2ES0	U.S. DOLLAR PRICE PAGES	F.O.B. SAVANNAH,	EFFECTIVE: JANUARY 1, 2018
---	---	----------------------------	---------------------	----------------------------------

I - NEW FACTORY BUILT CUSTOM ORDERS: ESSENTIAL CODES [Back to Index](#)

BASE MACHINE (E)		
2ES0	4CX-15 SUPER, 4WD, 4WS, 109hp T4F, 15ft Centermount Backhoe with ExtraDig Extending Dipper. 150A Alternator, 750lbs Counterweight. Includes 2 Spool Loader Valve, Flipover Feet, Interior Mirror, Front and Rear Worklights, Battery Isolator, Toolbox and Automate (AutoCheck, Autoldle, AutoDrive and AutoThrottle) and Telescopic Steering Wheel.	\$118,719
MODEL PACK: (E)		
200AM29	4CX-15 Super 109hp CM Model Pack, Advanced Easy Controls	\$0
TIRES and TRANSMISSIONS: (E)		
200B2KY	Michelin Power CL 440/80-28 includes Autoshift Transmission with TorqueLock & Front & Rear LSD, AWS	\$9,309
200B2KZ	Michelin Power CL 440/80-28 includes Powershift Transmission with TorqueLock & Front & Rear LSD, AWS	\$7,465
200B2ZY	Michelin XMCL440/80-28 includes Autoshift Transmission with TorqueLock & Front & Rear LSD, AWS	\$11,613
200B2ZZ	Michelin XMCL440/80-28 includes Powershift Transmission with TorqueLock & Front & Rear LSD, AWS	\$9,770
200B3JZ	Michelin BIBLOAD 440/80-28 includes Autoshift Transmission with TorqueLock & Front & Rear LSD, AWS	\$13,911
CAB/CANOPY: (E)		
200CF37	Canopy, Vinyl Suspension Seat	\$3,882
200CF39	Cab with A/C, Heated Air Suspension Seat. Includes 110v Engine Block Heater.	\$15,586
ENCLOSURE CONTROLS: (E)		
200DE60	Canopy, LIVELINK	\$0
200DE66	Cab, LIVELINK	\$0
BACKHOE PIPEWORK: (E)		
200EQ96	No Auxiliary Pipework, no Boom End Dampening, Heavy Lift	\$0
200EQ97	Hammer Pipework	\$2,975
200EQ98	Hammer/Bi-Directional Pipework	\$5,307
200EQ99	Hydraulic Thumb (Not For Quick Hitch Use)	\$11,588
200ER01	Hydraulic Thumb (For Quick Hitch Use)	\$11,588
200EY31	Hammer/Bi-Directional Pipework,	\$5,307
200EY32	Hydraulic Thumb (Not For Quick Hitch Use)	\$11,588
200EY33	Hydraulic Thumb (For Quick Hitch Use)	\$11,588
LOADER PIPEWORK: (E)		
200FE10	No Loader Pipework. Includes Return To Dig (RTD) & Auto SRS	\$0
200FE11	5/8 Loader Pipework, Return To Dig (RTD) Auto SRS, 3 Spool Float & Reset	\$1,051
200FE12	5/8 Loader Pipework Return To Dig (RTD) Auto SRS, 3 Spool, Float, Reset for Bi-Directional Circuit.	\$1,051
200FF78	5/8 Loader Pipework, Return To Dig (RTD) Auto SRS, 3 Spool Float & Reset for Hammer Circuit.	\$1,051
TERRITORY PACKS (E)		
200GA40	English Territory Pack For Use with Thumb	\$0
200GA54	French Territory Pack For Use with Thumb	\$0
200GA68	Spanish Territory Pack For Use with Thumb	\$0

	4CX-15 SUPER BACKHOE LOADER 2ES0	U.S. DOLLAR PRICE PAGES	F.O.B. SAVANNAH, GA	EFFECTIVE: JANUARY 1, 2018
---	---	----------------------------	---------------------	----------------------------------

2 - OPTIONS:	Back to Index
---------------------	-------------------------------

BACKHOE QUICK HITCH OPTIONS (Must order both HA and HD codes)

200HA50	Mechanical Quick Hitch with 1 Ton Shackle	\$2,142
200HA92	Hydraulic Excavator Quick Hitch with Lifting Kit and 5T Shackle	\$4,435
200HA93	Hydraulic Excavator Quick Hitch (HMR/BI-DI) with Lifting Kit and 5T Shackle	\$4,435
200HD85	Code Required For Excavator Quickhtes	\$0

LOADER BUCKETS

200JA61	Q-Fit Tool Carrier Quick Hitch	\$2,977
200JA78	Direct Mount 6-in-1 Multipurpose Loader Bucket, 92in (2350mm), 1.3yd3 (1.0m3). Standard Duty with Bolt on Cutting Edge.	\$6,424
200JA80	Direct Mount 6-in-1 Multipurpose Loader Bucket, 96in (2438mm), 1.6yd3 (1.3m3) Standard Duty with Bolt on Cutting Edge.	\$7,310
200JA82	Direct Mount General Purpose Loader Bucket, 92in (2350mm), 1.4yd3 (1.1m3), Heavy Duty with Bolt on Cutting Edge.	\$2,769
200JA85	Q-Fit Hitch and General Purpose Loader Bucket: Includes Q-Fit Toolcarrier + 92in (2350mm), 1.4yd3 (1.1m3) Standard Duty with Bolt on Cutting Edge	\$5,806
200JA86	Q-Fit General Purpose Loader Bucket: Includes Q-Fit Toolcarrier, 96in (2438mm), 1.6yd3 (1.3m3) Standard Duty with Bolt on Cutting Edge.	\$6,407
200JA87	Q-Fit 6-in-1 Multipurpose Loader Bucket: Includes Q-Fit Toolcarrier, 92in (2350mm), 1.3yd3 (1.0m3) Standard Duty with Bolt on Cutting Edge.	\$9,458
200JA88	Direct Mount General Purpose Loader Bucket 92in (2350mm), 1.4yd3 (1.1m3) Heavy Duty with Bolt on Cutting Edge for use with Thumb	\$3,314

LOADER BUCKET OPTIONS

200KA10	Q-Fit Mounted Fork Frame and 48in Forks.	\$2,469
---------	--	---------

BACKHOE BUCKET OPTIONS

200MA36	Excavator Bucket Pivot Pin Set	\$151
200MA48	Backhoe Bucket - 12in (300mm) Heavy Duty 3 Teeth	\$1,098
200MA49	Backhoe Bucket - 18in (450mm) Heavy Duty 4 Teeth	\$1,298
200MA50	Backhoe Bucket - 24in (600mm) Heavy Duty 4 Teeth	\$1,298
200MA51	Backhoe Bucket - 24in (600mm) Heavy Duty 5 Teeth	\$1,461
200MA52	Backhoe Bucket - 30in (750mm) Heavy Duty 5 Teeth	\$1,775

HAND HELD TOOL CIRCUITS

200NA57	9M Hose Reel with Hand Held Tool Circuit	\$4,660
200NA58	9M Hose Reel with Hand Held Tool Circuit For Use with Bi-Directional	\$4,660

VEHICLE ELECTRICAL OPTIONS

200PB01	Rotating Amber Beacon	\$197
200PB05	110v Engine Block Heater For Canopy (Standard on Cab builds)	\$117
200PB18	Headlights	\$267

	4CX-15 SUPER BACKHOE LOADER 2ES0	U.S. DOLLAR PRICE PAGES	F.O.B. SAVANNAH,	EFFECTIVE: JANUARY 1, 2018
---	---	----------------------------	---------------------	----------------------------------

2 - OPTIONS: Continued [Back to Index](#)

ADDITIONAL OPTIONS		
200RA06	AutoPRE-HEAT	\$974
200RA20	Exterior Mirrors (2)	\$184
200RA36	Seat Headrest	\$83
200RA37	Seatbelt (3in)	\$88
200RA56	Flipover Stabilizer Feet - Centermount	\$455
200RA59	Stabilizer Ram Guards - Centermount	\$590
200RA68	AEC Canopy Adjustments	\$0
200RA77	LED Worklights	\$1,104



2018


**JCB BACKHOE LOADER
4CX-14 SUPER
CENTERMOUNT**



**JCB, Inc. North American
MACHINE PRICE LIST
in U.S. Dollars**


EFFECTIVE: JANUARY 1, 2018

**CHANGES TO SPECIFICATIONS AND/OR PRICES MAY OCCUR.
PLEASE REFER TO THE PRODUCT MANAGER FOR UPDATES**

	4CX-14 SUPER BACKHOE LOADER	U.S. DOLLAR PRICE PAGES	F.O.B. SAVANNAH, GA	EFFECTIVE: JANUARY 1, 2018
---	------------------------------------	----------------------------	---------------------	-------------------------------

STANDARD EQUIPMENT [Back to Index](#)

- SAFETY & SECURITY** Two post Roll Over Protective Structure (ROPS), Falling Objects Protective Structure (FOPS) and retractable seat belt. Equipped with independent park brake and loader service strut. Rear boom lock activated from operator's compartment; boom swing lock. Vandalism protection with key lock-able cab, hydraulic fill, fuel cap. All locks with the exception of the Diesel Exhaust Fluid (DEF) tank operate with ignition key. Front and rear horn buttons. Automatic backup alarm.
- ENGINE** 109HP gross, turbocharged, water-cooled, 4 cyl, direct injection diesel. T4F compliant engine with Selective Catalytic Reduction (SCR) and 5 gallon DEF tank. Hand and foot throttle. SelectiveFull flow pressure engineoil lubrication with spin-on filter cartridge. Air to fluid coolers. Separately serviceable radiator, hydraulic and transmission oil coolers. Two stage fuel filtering system utilizing a water/sediment separator and spin-on type filter element. Dual element air filter, dry type with cleanable outer element, replaceable inner element and under hood pre-cleaner.
- TRANSMISSION** Separate unit mounted to engine containing torque converter and all transmission components. Pressure lubrication with spin on filter. Electrically operated Fwd / Rev lever on steering column. Electrically operated transmission. disconnect on gear shift and loader levers. Powershift gear selection with 4 Fwd / 4 Rev speeds.
- FRONT AXLE** 4WD - Industrial duty JCB Max-Trac torque proportioning, outboard planetary reduction axle, 4WD shift-on-the-go; steering cylinder located behind front axle.
- REAR AXLE** Separate, rigidly mounted to mainframe & connected to transmission via drive shaft. Heavy duty double reduction, outboard planetary gear final reduction. Limited slip differential to provide automatic equalization of wheel spin under conditions of unequal footing.
- BRAKES** Sealed wet multiple disc. Brake pedals can be independently operated or locked together. Power assisted, hydraulic brakes. Independent over center actuation, park brake. Transmission shifts to neutral when park brake is activated. 4 wheel braking in 2 wheel drive activated by switch.
- STEERING** 4 Wheel Steer. Hydrostatic power, with priority valve. Three steering wheel turns (lock to lock). Unbraked turning circle - 26' 5". Three steer modes, 2-wheel steer, 4-wheel steer and crab steer.
- BACKHOE AND MAINFRAME** Unitized, one piece heavy duty mainframe with integral backhoe. Sealed swing post pins and swing cylinder pins, 2" top & bottom rear frame plates (centermount). Fabricated boom and dipper. SAE maximum dig depth: Extradig dipper - 14' 7" - 18' 6". EasyControl backhoe controls. Fabricated stabilizer legs with anti-drift valves. 11,000 lb. lifting hook as standard.
- LOADER** Equipped with integrally mounted front end loader using two lift cylinders and two bucket dump cylinders. Parallel lift standard during loader raise and lower functions. Dump height: 9' 0". Bucket return-to-dig and third spool loader valve standard. Dump reach at full height - 32". Auto Smooth Ride System (AutoSRS). Front bumper protection fitted as standard. Heavy Lift loader arms standard

	4CX-14 SUPER BACKHOE LOADER		U.S. DOLLAR PRICE PAGES	F.O.B. SAVANNAH, GA	EFFECTIVE: JANUARY 1, 2018
---	------------------------------------	--	----------------------------	------------------------	-------------------------------

STANDARD EQUIPMENT (CONT.) [Back to Index](#)

ELECTRICAL SYSTEM 12 volt system with 150 amp alternator std. Wiring harness & outside cab connectors meet IP69 standard for protection against ingress of dust, and pressure spray of 4.23 gpm at 1450 psi. Inside cab connectors meet IP67 standard for protection against ingress of dust, and water when submerged. Single, maintenance free battery rated at 900 cold cranking amps. Four halogen work lights in front and four separate halogen work lights in the rear. Stop lights, turn signals, and four way hazards standard. Backlit gauges and readouts consisting of a tachometer, fuel gauge, engine coolant temperature gauge, digital hour meter and digital clock. Light and alarm for battery charge condition, coolant temp., engine oil pressure, transmission oil pressure, transmission oil temp., air cleaner restriction, water in fuel indicator, and park brake engaged. Light indicators for hazard flashers on, turn signals, steering mode, and lights on. 12 volt outlet for powered accessories. Common fuses and relays located in an easy access panel. Main circuit breakers at battery positive terminal for added circuit protection. Battery Isolator fitted as standard.

OPERATORS ENVIRONMENT Suspension seat with adjustments for weight, seat angle, and back angle. Armrests and retractable seat belt standard. Two door entry with deluxe trim. Composite sure grip molded floor, tilt steering column, front windshield with 2 speed plus intermittent wiper and washer, interior rear view mirror, pre-wired for beacon, cup holders, storage compartment. Cab includes door ajar stays, 14 adj. vents, operable side windows, one piece rear window with wiper and washer that acts as a shield during inclement weather, heater with defogger vents, and radio pre-wire with speakers in-cabs. AutoTHROTTLE returns engine speed to pre-set hand throttle position when work is resumed. AutoDRIVE provies cruise control-type characteristics during roading. Advanced Easy Controls and Easy Controls only: AutoSTABILIZERS and AutoBOOMLOCK.

HYDRAULIC SYSTEM Open center system, variable displacement piston pump, engine driven, 44 gpm @ 3650 psi. Separate oil reservoir not shared with other systems, externally mounted to mainframe for ground level servicing. Abrasion protection of valve to boom hoses. Hoses have burst pressure of 4 times working pressure. Structural steel pipes to withstand minor impacts. Auto Idle reduces engine speed when no hydraulic functions are requested.

SERVICEABILITY AND MAINTENANCE Ground level check for engine and transmission oil, brake fluid, engine coolant, and windshield washer levels. Ground level top off of engine oil, transmission oil, hydraulic fluid, brake fluid, fuel, and engine coolant. Tilt engine hood and lockable front grill. 15 second engine manifold preheat (activated through ignition switch). 40 gallon fuel tank. 20 gallon hydraulic tank with 5 micron filter. 500 hour engine oil and filter service interval. 1000 hour DEF filter interval. 1000 hour transmission oil and 500 hour transmission filter service interval. 2000 hour hydraulic oil and 500 hour hydraulic filter service interval. External Toolbox. AutoCHECK automatically performs daily under hood maintenance checks on 'key on'

TELEMATICS JCB Livelink telematics. Monitored and managed remotely via a PC or Smartphone. Two year subscription. Real time reporting of machine hours, routine maintenance alerts, location, critical health alerts, fuel level/consumption and work cycle information. Ability to set machine geo-fences and curfews for improved security.

	<p align="center">4CX-14 SUPER BACKHOE LOADER 2EJ3</p>	U.S. DOLLAR PRICE PAGES	F.O.B. SAVANNAH, GA	EFFECTIVE: JANUARY 1, 2018
---	---	----------------------------	------------------------	----------------------------------

I - NEW FACTORY BUILT CUSTOM ORDERS: ESSENTIAL CODES [Back to Index](#)

BASE MACHINE (E)

2EJ3	4CX-14 SUPER, 4WD, 4WS, 109hp T4F, 14ft Centermount Backhoe with ExtraDig Extending Dipper. 150A Alternator, 100lbs Counterweight. Includes 2 Spool Loader Valve, Flipover Feet, Interior Mirror, Front and Rear Worklights, Battery Isolator, Toolbox and Automate (AutoCheck, Autoldle, AutoDrive and AutoThrottle).	\$105,844
------	--	-----------

MODEL PACK: (E)

200AM08	4CX-14 Super 109hp CM Model Pack, Manual Controls	\$0
---------	---	-----

TIRES and TRANSMISSIONS: (E)

200B2NY	Michelin Power CL 440/80-28 includes Powershift Transmission with TorqueLock & Front & Rear LSD, AWS	\$7,465
200B2NZ	Michelin Power CL 440/80-28 includes Autoshift Transmission with TorqueLock & Front & Rear LSD, AWS	\$9,309
200B2QY	Michelin XMCL440/80-28 includes Powershift Transmission with TorqueLock & Front & Rear LSD, AWS	\$9,770
200B2QZ	Michelin XMCL440/80-28 includes Autoshift Transmission with TorqueLock & Front & Rear LSD, AWS	\$11,613

CAB/CANOPY: (E)

200CF12	Canopy, Vinyl Suspension Seat	\$3,882
200CF14	Cab with A/C, Cloth Suspension Seat. Includes 110v Engine Block Heater.	\$15,586

ENCLOSURE CONTROLS: (E)

200DE24	Canopy, LIVELINK	\$0
200DE30	Cab, LIVELINK	\$0

BACKHOE PIPEWORK: (E)


200EB91	No Auxiliary Pipework	\$0
200EB92	Hammer Pipework	\$2,975
200EB93	Hammer/Bi-Directional Pipework	\$5,307
200EB94	Hydraulic Thumb (For Quick Hitch Use)	\$11,588
200EB95	Hydraulic Thumb (Not For Quick Hitch Use)	\$11,588

LOADER PIPEWORK: (E)

200FD89	No Loader Pipework. Includes Return To Dig (RTD) & Auto SRS	\$0
200FD91	5/8 Loader Pipework, Return To Dig (RTD), Auto SRS, 3 Spool, Float, Reset and Detent.	\$1,051
200FD97	5/8 Loader Pipework, Return To Dig (RTD), Auto SRS, 3 Spool, Float, Reset and Detent for Bi-Directional Circuit.	\$1,051

TERRITORY PACKS (E)

200GA31	English Territory Pack	\$0
200GA40	English Territory Pack For Use with Thumb	\$0
200GA45	French Territory Pack	\$0

	4CX-14 SUPER BACKHOE LOADER 2EJ3	U.S. DOLLAR PRICE PAGES	F.O.B. SAVANNAH, GA	EFFECTIVE: JANUARY 1, 2018
---	---	----------------------------	---------------------	----------------------------------

2 - OPTIONS:		Back to Index
BACKHOE QUICK HITCH OPTIONS (Must order both HA and HD codes)		
200HA50	Mechanical Quick Hitch with 1 Ton Shackle	\$2,142
200HA87	Hydraulic Excavator Quick Hitch with Lifting Kit and 5T Shackle	\$4,435
200HD85	Code Required For Excavator Quickhtes	\$0
LOADER BUCKETS		
200JA61	Q-Fit Tool Carrier Quick Hitch	\$2,977
200JA78	Direct Mount 6-in-1 Multipurpose Loader Bucket, 92in (2350mm), 1.3yd3 (1.0m3), Standard Duty with Bolt on Cutting Edge.	\$6,424
200JA80	Direct Mount 6-in-1 Multipurpose Loader Bucket, 96in (2438mm), 1.6yd3 (1.3m3) Standard Duty with Bolt on Cutting Edge.	\$7,310
200JA82	Direct Mount General Purpose Loader Bucket, 92in (2350mm), 1.4yd3 (1.1m3), Heavy Duty with Bolt on Cutting Edge.	\$2,769
200JA85	Q-Fit Hitch and General Purpose Loader Bucket: Includes Q-Fit Toolcarrier + 92in (2350mm), 1.4yd3 (1.1m3) Standard Duty with Bolt on Cutting Edge	\$5,806
200JA86	Q-Fit General Purpose Loader Bucket: Includes Q-Fit Toolcarrier, 96in (2438mm), 1.6yd3 (1.3m3) Standard Duty with Bolt on Cutting Edge.	\$6,407
200JA87	Q-Fit 6-in-1 Multipurpose Loader Bucket: Includes Q-Fit Toolcarrier, 92in (2350mm), 1.3yd3 (1.0m3) Standard Duty with Bolt on Cutting Edge.	\$9,458
200JA88	Direct Mount General Purpose Loader Bucket 92in (2350mm), 1.4yd3 (1.1m3) Heavy Duty with Bolt on Cutting Edge for use with Thumb	\$3,314
LOADER BUCKET OPTIONS		
200KA10	Q-Fit Mounted Fork Frame and 48in Forks.	\$2,469
BACKHOE BUCKET OPTIONS		
200MA36	Excavator Bucket Pivot Pin Set	\$151
200MA48	Backhoe Bucket - 12in (300mm) Heavy Duty 3 Teeth	\$1,098
200MA49	Backhoe Bucket - 18in (450mm) Heavy Duty 4 Teeth	\$1,298
200MA50	Backhoe Bucket - 24in (600mm) Heavy Duty 4 Teeth	\$1,298
200MA51	Backhoe Bucket - 24in (600mm) Heavy Duty 5 Teeth	\$1,461
200MA52	Backhoe Bucket - 30in (750mm) Heavy Duty 5 Teeth	\$1,775
200MA53	Backhoe Bucket - 36in (900mm) Heavy Duty 6 Teeth	\$2,086
HAND HELD TOOL CIRCUITS		
200NA63	9M Hose Reel with Hand Held Tool Circuit	\$4,660
VEHICLE ELECTRICAL OPTIONS		
200PB01	Rotating Amber Beacon	\$197
200PB05	110v Engine Block Heater For Canopy (Standard on Cab builds)	\$117
200PB18	Headlights	\$267

	<p align="center">4CX-14 SUPER BACKHOE LOADER 2EJ3</p>	<p align="center">U.S. DOLLAR PRICE PAGES</p>	<p align="center">F.O.B. SAVANNAH,</p>	<p align="center">EFFECTIVE: JANUARY 1, 2018</p>
---	---	---	--	--


2 - OPTIONS: Continued [Back to Index](#)

ADDITIONAL OPTIONS		
200RA06	AutoPRE-HEAT	\$974
200RA20	Exterior Mirrors (2)	\$184
200RA36	Seat Headrest	\$83
200RA37	Seatbelt (3in)	\$88
200RA57	Front Fenders	\$450
200RA59	Stabilizer Ram Guards - Centermount	\$590
200RA77	LED Worklights	\$1,104

	4CX-14 SUPER BACKHOE LOADER 2EN2	U.S. DOLLAR PRICE PAGES	F.O.B. SAVANNAH,	EFFECTIVE: JANUARY 1, 2018
---	---	----------------------------	---------------------	----------------------------------

2 - NEW FACTORY BUILT CUSTOM ORDERS: ESSENTIAL CODES [Back to Index](#)

BASE MACHINE (E)		
2EN2	4CX-14 SUPER, 4WD, 4WS, 109hp T4F, 14ft Centermount Backhoe with ExtraDig Extending Dipper. 150A Alternator, 100lbs Counterweight. Includes 2 Spool Loader Valve, Flipover Feet, Interior Mirror, Front and Rear Worklights, Battery Isolator, Toolbox and Automate (AutoCheck, Autoldle, AutoDrive and AutoThrottle) and Telescopic Steering Wheel.	\$108,419
MODEL PACK: (E)		
200AM16	4CX-14 Super CM Model Pack, Easy Controls	\$0
TIRES and TRANSMISSIONS: (E)		
200B2NY	Michelin Power CL 440/80-28 includes Powershift Transmission with TorqueLock & Front & Rear LSD, AWS	\$7,465
200B2NZ	Michelin Power CL 440/80-28 includes Autoshift Transmission with TorqueLock & Front & Rear LSD, AWS	\$9,309
200B2QY	Michelin XMCL440/80-28 includes Powershift Transmission with TorqueLock & Front & Rear LSD, AWS	\$9,770
200B2QZ	Michelin XMCL440/80-28 includes Autoshift Transmission with TorqueLock & Front & Rear LSD, AWS	\$11,613
CAB/CANOPY: (E)		
200CF23	Canopy, Vinyl Suspension Seat	\$3,882
200CF25	Cab with A/C, Cloth Suspension Seat. Includes 110v Engine Block Heater.	\$15,586
ENCLOSURE CONTROLS: (E)		
200DE42	Canopy, LIVELINK	\$0
200DE48	Cab, LIVELINK	\$0
BACKHOE PIPEWORK: (E)		
200EJ46	No Auxiliary Pipework	\$0
200EJ47	Hammer Pipework	\$2,975
200EJ48	Hammer/Bi-Directional Pipework	\$5,307
200EJ49	Hydraulic Thumb (Not For Quick Hitch Use)	\$11,588
200EJ50	Hydraulic Thumb (For Quick Hitch Use)	\$11,588
LOADER PIPEWORK: (E)		
200FE02	No Loader Pipework. Includes Return To Dig (RTD) & Auto SRS	\$0
200FE03	5/8 Loader Pipework. Includes Return To Dig (RTD), Auto SRS, 3 Spool Float and Reset.	\$1,051
200FE06	5/8 Loader Pipework, Return To Dig (RTD), Auto SRS, 3 Spool, Float, Reset for Bi-Directional Circuit.	\$1,051
TERRITORY PACKS (E)		
200GA31	English Territory Pack	\$0
200GA40	English Territory Pack For Use with Thumb	\$0
200GA45	French Territory Pack	\$0

	4CX-14 SUPER BACKHOE LOADER 2EN2	U.S. DOLLAR PRICE PAGES	F.O.B. SAVANNAH, GA	EFFECTIVE: JANUARY 1, 2018
---	---	----------------------------	---------------------	----------------------------------

3 - OPTIONS:	Back to Index
---------------------	-------------------------------

BACKHOE QUICK HITCH OPTIONS (Must order both HA and HD codes)	
--	--

200HA50	Mechanical Quick Hitch with 1 Ton Shackle	\$2,142
200HA90	Hydraulic Excavator Quick Hitch with Lifting Kit and 5T Shackle	\$4,435
200HA91	Hydraulic Excavator Quick Hitch (HMR/BI-DI) with Lifting Kit and 5T Shackle	\$4,435
200HD85	Code Required For Excavator Quickhtes	\$0

LOADER BUCKETS	
-----------------------	--

200JA61	Q-Fit Tool Carrier Quick Hitch	\$2,977
200JA78	Direct Mount 6-in-1 Multipurpose Loader Bucket, 92in (2350mm), 1.3yd3 (1.0m3), Standard Duty with Bolt on Cutting Edge.	\$6,424
200JA80	Direct Mount 6-in-1 Multipurpose Loader Bucket, 96in (2438mm), 1.6yd3 (1.3m3) Standard Duty with Bolt on Cutting Edge.	\$7,310
200JA82	Direct Mount General Purpose Loader Bucket, 92in (2350mm), 1.4yd3 (1.1m3), Heavy Duty with Bolt on Cutting Edge.	\$2,769
200JA85	Q-Fit Hitch and General Purpose Loader Bucket: Includes Q-Fit Toolcarrier + 92in (2350mm), 1.4yd3 (1.1m3) Standard Duty with Bolt on Cutting Edge	\$5,806
200JA86	Q-Fit General Purpose Loader Bucket: Includes Q-Fit Toolcarrier, 96in (2438mm), 1.6yd3 (1.3m3) Standard Duty with Bolt on Cutting Edge.	\$6,407
200JA87	Q-Fit 6-in-1 Multipurpose Loader Bucket: Includes Q-Fit Toolcarrier, 92in (2350mm), 1.3yd3 (1.0m3) Standard Duty with Bolt on Cutting Edge.	\$9,458
200JA88	Direct Mount General Purpose Loader Bucket 92in (2350mm), 1.4yd3 (1.1m3) Heavy Duty with Bolt on Cutting Edge for use with Thumb	\$3,314

LOADER BUCKET OPTIONS	
------------------------------	--

200KA10	Q-Fit Mounted Fork Frame and 48in Forks.	\$2,469
---------	--	---------

BACKHOE BUCKET OPTIONS	
-------------------------------	--

200MA36	Excavator Bucket Pivot Pin Set	\$151
200MA48	Backhoe Bucket - 12in (300mm) Heavy Duty 3 Teeth	\$1,098
200MA49	Backhoe Bucket - 18in (450mm) Heavy Duty 4 Teeth	\$1,298
200MA50	Backhoe Bucket - 24in (600mm) Heavy Duty 4 Teeth	\$1,298
200MA51	Backhoe Bucket - 24in (600mm) Heavy Duty 5 Teeth	\$1,461
200MA52	Backhoe Bucket - 30in (750mm) Heavy Duty 5 Teeth	\$1,775
200MA53	Backhoe Bucket - 36in (900mm) Heavy Duty 6 Teeth	\$2,086

HAND HELD TOOL CIRCUITS	
--------------------------------	--

200NA59	9M Hose Reel with Hand Held Tool Circuit	\$4,660
200NA61	9M Hose Reel with Hand Held Tool Circuit For Use with Bi-Directional	\$4,660


VEHICLE ELECTRICAL OPTIONS	
-----------------------------------	--

200PB01	Rotating Amber Beacon	\$197
200PB05	110v Engine Block Heater For Canopy (Standard on Cab builds)	\$117
200PB18	Headlights	\$267

	4CX-14 SUPER BACKHOE LOADER 2EN2	U.S. DOLLAR PRICE PAGES	F.O.B. SAVANNAH,	EFFECTIVE: JANUARY 1, 2018
---	---	----------------------------	---------------------	----------------------------------


3 - OPTIONS: Continued	Back to Index
-------------------------------	--

ADDITIONAL OPTIONS		
200RA04	562lb (255kg) Counterweight	\$631
200RA06	AutoPRE-HEAT	\$974
200RA20	Exterior Mirrors (2)	\$184
200RA36	Seat Headrest	\$83
200RA37	Seatbelt (3in)	\$88
200RA56	Flipover Stabilizer Feet - Centermount	\$455
200RA59	Stabilizer Ram Guards - Centermount	\$590
200RA77	LED Worklights	\$1,104

	4CX-14 SUPER BACKHOE LOADER 2EQ3	U.S. DOLLAR PRICE PAGES	F.O.B. SAVANNAH, GA	EFFECTIVE: JANUARY 1, 2018
---	---	----------------------------	------------------------	----------------------------------

NEW FACTORY BUILT CUSTOM ORDERS: ESSENTIAL CODES [Back to Index](#)

BASE MACHINE (E)		
2EQ3	4CX-14 SUPER, 4WD, 4WS, 109hp T4F, 14ft Centermount Backhoe with ExtraDig Extending Dipper. 150A Alternator, 100lbs Counterweight. Includes 2 Spool Loader Valve, Flipover Feet, Interior Mirror, Front and Rear Worklights, Battery Isolator, Toolbox and Automate (AutoCheck, Autoidle, AutoDrive and AutoThrottle) and Telescopic Steering Wheel.	\$110,994
MODEL PACK: (E)		
200AM28	4CX-14 Super 109hp CM Model Pack, Advanced Easy Controls	\$0
TIRES and TRANSMISSIONS: (E)		
200B2KY	Michelin Power CL 440/80-28 includes Autoshift Transmission with TorqueLock & Front & Rear LSD, AWS	\$9,309
200B2KZ	Michelin Power CL 440/80-28 includes Powershift Transmission with TorqueLock & Front & Rear LSD, AWS	\$7,465
200B2ZY	Michelin XMCL440/80-28 includes Autoshift Transmission with TorqueLock & Front & Rear LSD, AWS	\$11,613
200B2ZZ	Michelin XMCL440/80-28 includes Powershift Transmission with TorqueLock & Front & Rear LSD, AWS	\$9,770
200B3JZ	Michelin BIBLOAD 440/80-28 includes Autoshift Transmission with TorqueLock & Front & Rear LSD, AWS	\$13,911
CAB/CANOPY: (E)		
200CF37	Canopy, Vinyl Suspension Seat	\$3,882
200CF39	Cab with A/C, Heated Air Suspension Seat. Includes 110v Engine Block Heater.	\$15,586
ENCLOSURE CONTROLS: (E)		
200DE60	Canopy, LIVELINK	\$0
200DE66	Cab, LIVELINK	\$0
BACKHOE PIPEWORK: (E)		
200EQ76	No Auxiliary Pipework	\$0
200EQ77	Hammer Pipework	\$2,975
200EQ78	Hammer/Bi-Directional Pipework, for Cab	\$5,307
200EQ80	Hydraulic Thumb (For Quick Hitch Use) for Cab	\$11,588
200EY19	Hammer/Bi-Directional Pipework, for Canopy	\$5,307
200EY20	Hydraulic Thumb (Not For Quick Hitch Use) for Canopy	\$11,588
200EY21	Hydraulic Thumb (For Quick Hitch Use) for Canopy	\$11,588
LOADER PIPEWORK: (E)		
200FE10	No Loader Pipework. Includes Return To Dig (RTD) & Auto SRS	\$0
200FE11	5/8 Loader Pipework, Return To Dig (RTD) Auto SRS, 3 Spool Float & Reset	\$1,051
200FE12	5/8 Loader Pipework Return To Dig (RTD) Auto SRS, 3 Spool, Float, Reset for Bi-Directional Circuit.	\$1,051
200FF78	5/8 Loader Pipework, Return To Dig (RTD) Auto SRS, 3 Spool Float & Reset for Hammer Circuit.	\$1,051
TERRITORY PACKS (E)		
200GA31	English Territory Pack	\$0
200GA40	English Territory Pack For Use with Thumb	\$0
200GA45	French Territory Pack	\$0

	4CX-14 SUPER BACKHOE LOADER 2EQ3	U.S. DOLLAR PRICE PAGES	F.O.B. SAVANNAH, GA	EFFECTIVE: JANUARY 1, 2018
---	---	----------------------------	---------------------	----------------------------------

OPTIONS:		Back to Index
BACKHOE QUICK HITCH OPTIONS (Must order both HA and HD codes)		
200HA50	Mechanical Quick Hitch with 1 Ton Shackle	\$2,142
200HA92	Hydraulic Excavator Quick Hitch with Lifting Kit and 5T Shackle	\$4,435
200HA93	Hydraulic Excavator Quick Hitch (HMR/BI-DI) with Lifting Kit and 5T Shackle	\$4,435
200HD85	Code Required For Excavator Quickhites	\$0
LOADER BUCKETS		
200JA61	Q-Fit Tool Carrier Quick Hitch	\$2,977
200JA78	Direct Mount 6-in-1 Multipurpose Loader Bucket, 92in (2350mm), 1.3yd3 (1.0m3), Standard Duty with Bolt on Cutting Edge.	\$6,424
200JA80	Direct Mount 6-in-1 Multipurpose Loader Bucket, 96in (2438mm), 1.6yd3 (1.3m3) Standard Duty with Bolt on Cutting Edge.	\$7,310
200JA82	Direct Mount General Purpose Loader Bucket, 92in (2350mm), 1.4yd3 (1.1m3), Heavy Duty with Bolt on Cutting Edge.	\$2,769
200JA85	Q-Fit Hitch and General Purpose Loader Bucket: Includes Q-Fit Toolcarrier + 92in (2350mm), 1.4yd3 (1.1m3) Standard Duty with Bolt on Cutting Edge	\$5,806
200JA86	Q-Fit General Purpose Loader Bucket: Includes Q-Fit Toolcarrier, 96in (2438mm), 1.6yd3 (1.3m3) Standard Duty with Bolt on Cutting Edge.	\$6,407
200JA87	Q-Fit 6-in-1 Multipurpose Loader Bucket: Includes Q-Fit Toolcarrier, 92in (2350mm), 1.3yd3 (1.0m3) Standard Duty with Bolt on Cutting Edge.	\$9,458
200JA88	Direct Mount General Purpose Loader Bucket 92in (2350mm), 1.4yd3 (1.1m3) Heavy Duty with Bolt on Cutting Edge for use with Thumb	\$3,314
LOADER BUCKET OPTIONS		
200KA10	Q-Fit Mounted Fork Frame and 48in Forks.	\$2,469
BACKHOE BUCKET OPTIONS		
200MA36	Excavator Bucket Pivot Pin Set	\$151
200MA48	Backhoe Bucket - 12in (300mm) Heavy Duty 3 Teeth	\$1,098
200MA49	Backhoe Bucket - 18in (450mm) Heavy Duty 4 Teeth	\$1,298
200MA50	Backhoe Bucket - 24in (600mm) Heavy Duty 4 Teeth	\$1,298
200MA51	Backhoe Bucket - 24in (600mm) Heavy Duty 5 Teeth	\$1,461
200MA52	Backhoe Bucket - 30in (750mm) Heavy Duty 5 Teeth	\$1,775
HAND HELD TOOL CIRCUITS		
200NA57	9M Hose Reel with Hand Held Tool Circuit	\$4,660
200NA58	9M Hose Reel with Hand Held Tool Circuit For Use with Bi-Directional	\$4,660
VEHICLE ELECTRICAL OPTIONS		
200PB01	Rotating Amber Beacon	\$197
200PB05	110v Engine Block Heater For Canopy (Standard on Cab builds)	\$117
200PB18	Headlights	\$267

	4CX-14 SUPER BACKHOE LOADER 2EQ3	U.S. DOLLAR PRICE PAGES	F.O.B. SAVANNAH,	EFFECTIVE: JANUARY 1, 2018
---	---	----------------------------	---------------------	----------------------------------

OPTIONS: Continued [Back to Index](#)

ADDITIONAL OPTIONS		
200RA04	562lb (255kg) Counterweight	\$631
200RA06	AutoPRE-HEAT	\$974
200RA20	Exterior Mirrors (2)	\$184
200RA36	Seat Headrest	\$83
200RA37	Seatbelt (3in)	\$88
200RA56	Flipover Stabilizer Feet - Centermount	\$455
200RA59	Stabilizer Ram Guards - Centermount	\$590
200RA68	AEC Canopy Adjustments	\$0
200RA77	LED Worklights	\$1,104



2018


**JCB BACKHOE LOADER
3CX-15 SUPER
CENTERMOUNT**



**JCB, Inc. North American
MACHINE PRICE LIST
in U.S. Dollars**


EFFECTIVE: JANUARY 1, 2018

**CHANGES TO SPECIFICATIONS AND/OR PRICES MAY OCCUR.
PLEASE REFER TO THE PRODUCT MANAGER FOR UPDATES**

	<p align="center">3CX-15 SUPER BACKHOE LOADER</p>		<p align="center">U.S. DOLLAR PRICE PAGES</p>	<p align="center">F.O.B. SAVANNAH, GA</p>	<p align="center">EFFECTIVE: JANUARY 1, 2018</p>
---	--	--	---	---	--

STANDARD EQUIPMENT [Back to Index](#)

- SAFETY & SECURITY** Two post Roll Over Protective Structure (ROPS), Falling Objects Protective Structure (FOPS) and retractable seat belt. Equipped with independent park brake and loader service strut. Rear boom lock activated from operator's compartment; boom swing lock. Vandalism protection with key lockable cab, hydraulic fill, fuel cap. All locks with the exception of the Diesel Exhaust Fluid (DEF) tank operate with ignition key. Front and rear horn buttons. Automatic backup alarm.
- ENGINE** 109HP gross, turbocharged, water-cooled, 4 cyl, direct injection diesel. T4F compliant engine with Selective Catalytic Reduction (SCR) and 5 gallon DEF tank. Hand and foot throttle. Selective Full flow pressure engine oil lubrication with spin-on filter cartridge. Air to fluid coolers. Separately serviceable radiator, hydraulic and transmission oil coolers. Two stage fuel filtering system utilizing a water/sediment separator and spin-on type filter element. Dual element air filter, dry type with cleanable outer element, replaceable inner element and under hood pre-cleaner.
- TRANSMISSION** Separate unit mounted to engine containing torque converter and all transmission components. Pressure lubrication with spin on filter. Electrically operated Fwd / Rev lever on steering column. Electrically operated transmission. disconnect on gear shift and loader levers. Powershift gear selection with 4 Fwd / 4 Rev speeds.
- FRONT AXLE** 4WD - Industrial duty JCB Max-Trac torque proportioning, outboard planetary reduction axle, 4WD shift-on-the-go; steering cylinder located behind front axle.
- REAR AXLE** Separate, rigidly mounted to mainframe & connected to transmission via drive shaft. Heavy duty double reduction, outboard planetary gear final reduction. Limited slip differential to provide automatic equalization of wheel spin under conditions of unequal footing.
- BRAKES** Sealed wet multiple disc. Brake pedals can be independently operated or locked together. Power assisted, hydraulic brakes. Independent over center actuation, park brake. Transmission shifts to neutral when park brake is activated. 4 wheel braking in 2 wheel drive activated by switch.
- STEERING** Hydrostatic power, with priority valve. Three steering wheel turns (lock to lock). Unbraked turning circle - 26' 5".
- BACKHOE AND MAINFRAME** Unitized, one piece heavy duty mainframe with integral backhoe. Sealed swing post pins and swing cylinder pins, 2" top & bottom rear frame plates (centermount). Fabricated boom and dipper. SAE maximum dig depth: Extradig dipper - 16' 3" - 20' 1". EasyControl backhoe controls. Fabricated stabilizer legs with anti-drift valves. 11,000 lb. lifting hook as standard.
- LOADER** Equipped with integrally mounted front end loader using two lift cylinders and two bucket dump cylinders. Parallel lift standard during loader raise and lower functions. Dump height: 9' 0". Bucket return-to-dig and third spool loader valve standard. Dump reach at full height - 32". Auto Smooth Ride System (AutoSRS). Front bumper protection fitted as standard.

	3CX-15 SUPER BACKHOE LOADER	U.S. DOLLAR PRICE PAGES	F.O.B. SAVANNAH, GA	EFFECTIVE: JANUARY 1, 2018
---	------------------------------------	----------------------------	---------------------	-------------------------------

STANDARD EQUIPMENT (CONT.)

[Back to Index](#)

ELECTRICAL SYSTEM

12 volt system with 150 amp alternator std. Wiring harness & outside cab connectors meet IP69 standard for protection against ingress of dust, and pressure spray of 4.23 gpm at 1450 psi. Inside cab connectors meet IP67 standard for protection against ingress of dust, and water when submerged. Single, maintenance free battery rated at 900 cold cranking amps. Four halogen work lights in front and four separate halogen work lights in the rear. Stop lights, turn signals, and four way hazards standard. Backlit gauges and readouts consisting of a tachometer, fuel gauge, engine coolant temperature gauge, digital hour meter and digital clock. Light and alarm for battery charge condition, coolant temp., engine oil pressure, transmission oil pressure, transmission oil temp., air cleaner restriction, water in fuel indicator, and park brake engaged. Light indicators for hazard flashers on, turn signals, steering mode, and lights on. 12 volt outlet for powered accessories. Common fuses and relays located in an easy access panel. Main circuit breakers at battery positive terminal for added circuit protection. Battery Isolator fitted as standard.

OPERATORS ENVIRONMENT

Suspension seat with adjustments for weight, seat angle, and back angle. Armrests and retractable seat belt standard. Two door entry with deluxe trim. Composite sure grip molded floor, tilt steering column, front windshield with 2 speed plus intermittent wiper and washer, interior rear view mirror, pre-wired for beacon, cup holders, storage compartment. Cab includes door ajar stays, 14 adj. vents, operable side windows, one piece rear window with wiper and washer that acts as a shield during inclement weather, heater with defogger vents, and radio pre-wire with speakers in-cabs. AutoTHROTTLE returns engine speed to pre-set hand throttle position when work is resumed. AutoDRIVE provides cruise control-type characteristics during roading. Advanced Easy Controls and Easy Controls only: AutoSTABILIZERS and AutoBOOMLOCK.

HYDRAULIC SYSTEM

Open center system, variable displacement piston pump, engine driven, 44 gpm @ 3650 psi. Separate oil reservoir not shared with other systems, externally mounted to mainframe for ground level servicing. Abrasion protection of valve to boom hoses. Hoses have burst pressure of 4 times working pressure. Structural steel pipes to withstand minor impacts. Auto Idle reduces engine speed when no hydraulic functions are requested.

SERVICEABILITY AND MAINTENANCE

Ground level check for engine and transmission oil, brake fluid, engine coolant, and windshield washer levels. Ground level top off of engine oil, transmission oil, hydraulic fluid, brake fluid, fuel, and engine coolant. Tilt engine hood and lockable front grill. 15 second engine manifold preheat (activated through ignition switch). 40 gallon fuel tank. 20 gallon hydraulic tank with 5 micron filter. 500 hour engine oil and filter service interval. 1000 hour DEF filter interval. 1000 hour transmission oil and 500 hour transmission filter service interval. 2000 hour hydraulic oil and 500 hour hydraulic filter service interval. External Toolbox. AutoCHECK automatically performs daily under hood maintenance checks on 'key on'


TELEMATICS

JCB Livelihood telematics. Monitored and managed remotely via a PC or Smartphone. Two year subscription. Real time reporting of machine hours, routine maintenance alerts, location, critical health alerts, fuel level/consumption and work cycle information. Ability to set machine geo-fences and curfews for improved security.

	3CX-15 SUPER BACKHOE LOADER	U.S. DOLLAR PRICE PAGES	F.O.B. SAVANNAH, GA	EFFECTIVE: JANUARY 1, 2018
---	------------------------------------	----------------------------	---------------------	----------------------------------

YELLOW SERIES:	Back to Index
-----------------------	--

3CX-15 SUPER CANOPY	US LIST PRICE
2EH5 3CX-15 SUPER, 4WD, 2WS, 109hp T4F, 15ft Centermount Backhoe with ExtraDig Extending Dipper. 150A Alternator, 750lbs Counterweight. Includes 2 Spool Loader Valve, Flipover Feet, Interior Mirror, Front and Rear Worklights, Battery Isolator, Toolbox and Automate (AutoCheck, Autoldle, AutoDrive and AutoThrottle).	\$82,154
200AM07 3CX-15 Super 109hp CM 4WD Model Pack, Manual Controls	\$0
200B9VF Galaxy Industrial 14-17.5-10 & 19.5L-24-12 includes Powershift Transmission with LSD & TorqueLock, 4WD/2WS	\$9,246
200CF09 Canopy, Vinyl Suspension Seat	\$3,882
200DE24 Canopy, LIVELINK	\$0
200EC14 Hammer/Bi-Directional Pipework	\$5,307
200FD93 5/8 Loader Pipework, Return To Dig (RTD), Auto SRS, 3 Spool, Float, Reset and Detent for Bi-Directional Circuit.	\$1,051
200GA30 English Territory Pack	\$0
200JA82 Direct Mount General Purpose Loader Bucket, 92in (2350mm), 1.4yd ³ (1.1m ³), Heavy Duty with Bolt on Cutting Edge.	\$2,769
200MA50 Backhoe Bucket - 24in (600mm) Heavy Duty 4 Teeth	\$1,298
200PB18 Headlights	\$267
200RA20 Exterior Mirrors (2)	\$184
200RA37 Seatbelt (3in)	\$88
TOTAL	\$106,246

	3CX-15 SUPER BACKHOE LOADER 2EH5	U.S. DOLLAR PRICE PAGES	F.O.B. SAVANNAH, GA	EFFECTIVE: JANUARY 1, 2018
---	---	----------------------------	---------------------	----------------------------------

I - NEW FACTORY BUILT CUSTOM ORDERS: ESSENTIAL CODES [Back to Index](#)

BASE MACHINE (E)

2EH5	3CX-15 SUPER, 4WD, 2WS, 109hp T4F, 15ft Centermount Backhoe with ExtraDig Extending Dipper. 150A Alternator, 750lbs Counterweight. Includes 2 Spool Loader Valve, Flipover Feet, Interior Mirror, Front and Rear Worklights, Battery Isolator, Toolbox and Automate (AutoCheck, AutoIdle, AutoDrive and AutoThrottle).	\$82,154
------	--	----------

MODEL PACK: (E)

200AM07	3CX-15 Super 109hp CM 4WD Model Pack, Manual Controls	\$0
---------	---	-----

TIRES and TRANSMISSIONS: (E)

200B6QF	Michelin XMCL 340/80-18 & 440/80-28 includes Powershift Transmission with LSD & TorqueLock, 4WD/2WS	\$11,088
200B6QJ	Michelin XMCL 340/80-18 & 440/80-28 includes Autoshift Transmission with LSD & TorqueLock, 4WD/2WS	\$12,932
200B7VJ	Galaxy Industrial 12.5-18-10 & 21L-24-10 includes Autoshift Transmission with LSD & TorqueLock, 4WD/2WS	\$9,516
200B9WV	Galaxy Industrial 14-17.5-10 & 19.5L-24-12 includes Powershift Transmission with LSD & TorqueLock, 4WD/2WS	\$9,246
200B9WJ	Galaxy Industrial 14-17.5-10 & 19.5L-24-12 includes Autoshift Transmission with LSD & TorqueLock, 4WD/2WS	\$11,088
200B9XF	Galaxy Industrial 12.5-18-10 & 21L-24-10 includes Powershift Transmission with LSD & TorqueLock, 4WD/2WS	\$7,863
200B9XJ	Galaxy Industrial 12.5-18-10 & 21L-24-10 includes Autoshift Transmission with LSD & TorqueLock, 4WD/2WS	\$9,707

CAB/CANOPY: (E)

200CF09	Canopy, Vinyl Suspension Seat	\$3,882
200CF11	Cab with A/C, Cloth Suspension Seat. Includes 110v Engine Block Heater.	\$15,586

ENCLOSURE CONTROLS: (E)

200DE24	Canopy, LIVELINK	\$0
200DE30	Cab, LIVELINK	\$0

BACKHOE PIPEWORK: (E)


200EC12	No Auxiliary Pipework	\$0
200EC13	Hammer Pipework	\$2,975
200EC14	Hammer/Bi-Directional Pipework	\$5,307
200EC15	Hydraulic Thumb (For Quick Hitch Use)	\$11,588
200EC16	Hydraulic Thumb (Not For Quick Hitch Use)	\$11,588

LOADER PIPEWORK: (E)

200FD83	No Loader Pipework. Includes Return To Dig (RTD) & Auto SRS	\$0
200FD85	5/8 Loader Pipework, Return To Dig (RTD) & Auto SRS, 3 Spool Float, Reset and Detent	\$1,051
200FD93	5/8 Loader Pipework, Return To Dig (RTD), Auto SRS, 3 Spool, Float, Reset and Detent for Bi-Directional Circuit.	\$1,051

TERRITORY PACKS (E)


200GA30	English Territory Pack	\$0
200GA44	French Territory Pack	\$0

	3CX-15 SUPER BACKHOE LOADER 2EH5	U.S. DOLLAR PRICE PAGES	F.O.B. SAVANNAH, GA	EFFECTIVE: JANUARY 1, 2018
2 - OPTIONS:				Back to Index
BACKHOE QUICK HITCH OPTIONS (Must order both HA and HD codes)				
200HA50	Mechanical Quick Hitch with 1 Ton Shackle			\$2,142
200HA87	Hydraulic Excavator Quick Hitch with Lifting Kit and 5T Shackle			\$4,435
200HD85	Code Required For Excavator Quickhtes			\$0
LOADER BUCKETS				
200JA61	Q-Fit Tool Carrier Quick Hitch			\$2,977
200JA78	Direct Mount 6-in-1 Multipurpose Loader Bucket, 92in (2350mm), 1.3yd3 (1.0m3). Standard Duty with Bolt on Cutting Edge.			\$6,424
200JA80	Direct Mount 6-in-1 Multipurpose Loader Bucket, 96in (2438mm), 1.6yd3 (1.3m3) Standard Duty with Bolt on Cutting Edge.			\$7,310
200JA82	Direct Mount General Purpose Loader Bucket, 92in (2350mm), 1.4yd3 (1.1m3), Heavy Duty with Bolt on Cutting Edge.			\$2,769
200JA85	Q-Fit Hitch and General Purpose Loader Bucket: Includes Q-Fit Toolcarrier + 92in (2350mm), 1.4yd3 (1.1m3) Standard Duty with Bolt on Cutting Edge			\$5,806
200JA86	Q-Fit General Purpose Loader Bucket: Includes Q-Fit Toolcarrier, 96in (2438mm), 1.6yd3 (1.3m3) Standard Duty with Bolt on Cutting Edge.			\$6,407
200JA87	Q-Fit 6-in-1 Multipurpose Loader Bucket: Includes Q-Fit Toolcarrier, 92in (2350mm), 1.3yd3 (1.0m3) Standard Duty with Bolt on Cutting Edge.			\$9,458
200JA88	Direct Mount General Purpose Loader Bucket 92in (2350mm), 1.4yd3 (1.1m3) Heavy Duty with Bolt on Cutting Edge for use with Thumb			\$3,314
LOADER BUCKET OPTIONS				
200KA10	Q-Fit Mounted Fork Frame and 48in Forks.			\$2,469
DISCOUNTS				
200LA12	15ft/109hp Price Equalization			\$0
BACKHOE BUCKET OPTIONS				
200MA36	Excavator Bucket Pivot Pin Set			\$151
200MA48	Backhoe Bucket - 12in (300mm) Heavy Duty 3 Teeth			\$1,098
200MA49	Backhoe Bucket - 18in (450mm) Heavy Duty 4 Teeth			\$1,298
200MA50	Backhoe Bucket - 24in (600mm) Heavy Duty 4 Teeth			\$1,298
200MA51	Backhoe Bucket - 24in (600mm) Heavy Duty 5 Teeth			\$1,461
200MA52	Backhoe Bucket - 30in (750mm) Heavy Duty 5 Teeth			\$1,775
HAND HELD TOOL CIRCUITS				
200NA31	9M Hose Reel with Hand Held Tool Circuit			\$4,660
VEHICLE ELECTRICAL OPTIONS				
200PB01	Rotating Amber Beacon			\$197
200PB05	110v Engine Block Heater For Canopy (Standard on Cab builds)			\$117
200PB18	Headlights			\$267

	3CX-15 SUPER BACKHOE LOADER 2EH5	U.S. DOLLAR PRICE PAGES	F.O.B. SAVANNAH,	EFFECTIVE: JANUARY 1, 2018
---	---	----------------------------	---------------------	----------------------------------


2 - OPTIONS: Continued [Back to Index](#)

ADDITIONAL OPTIONS		
200RA06	AutoPRE-HEAT	\$974
200RA20	Exterior Mirrors (2)	\$184
200RA36	Seat Headrest	\$83
200RA37	Seatbelt (3in)	\$88
200RA57	Front Fenders	\$450
200RA59	Stabilizer Ram Guards - Centermount	\$590
200RA77	LED Worklights	\$1,104

	3CX-15 SUPER BACKHOE LOADER 2EL9	U.S. DOLLAR PRICE PAGES	F.O.B. SAVANNAH, GA	EFFECTIVE: JANUARY 1, 2018
---	---	----------------------------	------------------------	----------------------------------

YELLOW SERIES: [Back to Index](#)

3CX-15 SUPER CAB		US LIST PRICE
2EL9	3CX-15 SUPER, 4WD, 2WS, 109hp T4F, 15ft Centermount Backhoe with ExtraDig Extending Dipper. 150A Alternator, 750lbs Counterweight. Includes 2 Spool Loader Valve, Flipover Feet, Interior Mirror, Front and Rear Worklights, Battery Isolator, Toolbox and Automate (AutoCheck, AutoIdle, AutoDrive and AutoThrottle) and Telescopic Steering Wheel.	\$84,729
200AM14	3CX-15 Super 109hp CM Model Pack, Easy Controls	\$0
200B9WF	Galaxy Industrial 14-17.5-10 & 19.5L-24-12 includes Powershift Transmission with LSD & TorqueLock, 4WD/2WS	\$9,246
200CF22	Cab with A/C, Cloth Suspension Seat. Includes 110v Engine Block Heater.	\$15,586
200DE48	Cab, LIVELINK	\$0
200EJ68	Hammer/Bi-Directional Pipework, 15' Extradig Dipper	\$5,307
200FE04	5/8 Loader Pipework, Return To Dig (RTD), Auto SRS, 3 Spool, Float, Reset for Bi-Directional Circuit.	\$1,051
200GA30	English Territory Pack	\$0
200JA82	Direct Mount General Purpose Loader Bucket, 92in (2350mm), 1.4yd3 (1.1m3), Heavy Duty with Bolt on Cutting Edge.	\$2,769
200LA12	15ft/109hp Price Equalization	\$0
200MA50	Backhoe Bucket - 24in (600mm) Heavy Duty 4 Teeth	\$1,298
200PB18	Headlights	\$267
200RA20	Exterior Mirrors (2)	\$184
200RA37	Seatbelt (3in)	\$88
TOTAL		\$120,525

	3CX-15 SUPER BACKHOE LOADER 2EL9	U.S. DOLLAR PRICE PAGES	F.O.B. SAVANNAH, GA	EFFECTIVE: JANUARY 1, 2018
---	---	----------------------------	------------------------	----------------------------------

2 - NEW FACTORY BUILT CUSTOM ORDERS: ESSENTIAL CODES [Back to Index](#)

BASE MACHINE (E)

2EL9	3CX-15 SUPER, 4WD, 2WS, 109hp T4F, 15ft Centermount Backhoe with ExtraDig Extending Dipper. 150A Alternator, 750lbs Counterweight. Includes 2 Spool Loader Valve, Flipover Feet, Interior Mirror, Front and Rear Worklights, Battery Isolator, Toolbox and Automate (AutoCheck, Autodidle, AutoDrive and AutoThrottle) and Telescopic Steering Wheel.	\$84,729
------	---	----------

MODEL PACK: (E)

200AM14	3CX-15 Super 109hp CM Model Pack, Easy Controls	\$0
---------	---	-----

TIRES and TRANSMISSIONS: (E)

200B6QF	Michelin XMCL 340/80-18 & 440/80-28 includes Powershift Transmission with LSD & TorqueLock, 4WD/2WS	\$11,088
200B6QJ	Michelin XMCL 340/80-18 & 440/80-28 includes Autoshift Transmission with LSD & TorqueLock, 4WD/2WS	\$12,932
200B7VJ	Galaxy Industrial 12.5-18-10 & 21L-24-10 includes Autoshift Transmission with LSD & TorqueLock, 4WD/2WS	\$9,516
200B9WVF	Galaxy Industrial 14-17.5-10 & 19.5L-24-12 includes Powershift Transmission with LSD & TorqueLock, 4WD/2WS	\$9,246
200B9WVJ	Galaxy Industrial 14-17.5-10 & 19.5L-24-12 includes Autoshift Transmission with LSD & TorqueLock, 4WD/2WS	\$11,088
200B9XF	Galaxy Industrial 12.5-18-10 & 21L-24-10 includes Powershift Transmission with LSD & TorqueLock, 4WD/2WS	\$7,863
200B9XJ	Galaxy Industrial 12.5-18-10 & 21L-24-10 includes Autoshift Transmission with LSD & TorqueLock, 4WD/2WS	\$9,707

CAB/CANOPY: (E)

200CF20	Canopy, Vinyl Suspension Seat	\$3,882
200CF22	Cab with A/C, Cloth Suspension Seat. Includes 110v Engine Block Heater.	\$15,586

ENCLOSURE CONTROLS: (E)

200DE42	Canopy, LIVELINK	\$0
200DE48	Cab, LIVELINK	\$0

BACKHOE PIPEWORK: (E)


200EJ66	No Auxiliary Pipework, 15' Extradig Dipper	\$0
200EJ67	Hammer Pipework, 15' Extradig Dipper	\$2,975
200EJ68	Hammer/Bi-Directional Pipework, 15' Extradig Dipper	\$5,307
200EJ69	Hydraulic Thumb (Not For Quick Hitch Use), 15' Extradig Dipper	\$11,588
200EJ70	Hydraulic Thumb (For Quick Hitch Use), 15' Extradig Dipper	\$11,588

LOADER PIPEWORK: (E)

200FD98	No Loader Pipework. Includes Return To Dig (RTD) & Auto SRS	\$0
200FD99	5/8 Loader Pipework, Return To Dig (RTD), Auto SRS, 3 Spool Float & Reset	\$1,051
200FE04	5/8 Loader Pipework, Return To Dig (RTD), Auto SRS, 3 Spool, Float, Reset for Bi-Directional Circuit.	\$1,051

TERRITORY PACKS (E)

200GA30	English Territory Pack	\$0
200GA44	French Territory Pack	\$0

	3CX-15 SUPER BACKHOE LOADER 2EL9	U.S. DOLLAR PRICE PAGES	F.O.B. SAVANNAH, GA	EFFECTIVE: JANUARY 1, 2018
---	---	----------------------------	---------------------	----------------------------------

3 - OPTIONS:	Back to Index
---------------------	-------------------------------

BACKHOE QUICK HITCH OPTIONS (Must order both HA and HD codes)		
--	--	--

200HA50	Mechanical Quick Hitch with 1 Ton Shackle	\$2,142
200HA90	Hydraulic Excavator Quick Hitch with Lifting Kit and 5T Shackle	\$4,435
200HA91	Hydraulic Excavator Quick Hitch (HMR/BI-DI) with Lifting Kit and 5T Shackle	\$4,435
200HD85	Code Required For Excavator Quickhtes	\$0

LOADER BUCKETS		
-----------------------	--	--

200JA61	Q-Fit Tool Carrier Quick Hitch	\$2,977
200JA78	Direct Mount 6-in-I Multipurpose Loader Bucket, 92in (2350mm), 1.3yd3 (1.0m3). Standard Duty with Bolt on Cutting Edge.	\$6,424
200JA80	Direct Mount 6-in-I Multipurpose Loader Bucket, 96in (2438mm), 1.6yd3 (1.3m3) Standard Duty with Bolt on Cutting Edge.	\$7,310
200JA82	Direct Mount General Purpose Loader Bucket, 92in (2350mm), 1.4yd3 (1.1m3), Heavy Duty with Bolt on Cutting Edge.	\$2,769
200JA85	Q-Fit Hitch and General Purpose Loader Bucket: Includes Q-Fit Toolcarrier + 92in (2350mm), 1.4yd3 (1.1m3) Standard Duty with Bolt on Cutting Edge	\$5,806
200JA86	Q-Fit General Purpose Loader Bucket: Includes Q-Fit Toolcarrier, 96in (2438mm), 1.6yd3 (1.3m3) Standard Duty with Bolt on Cutting Edge.	\$6,407
200JA87	Q-Fit 6-in-I Multipurpose Loader Bucket: Includes Q-Fit Toolcarrier, 92in (2350mm), 1.3yd3 (1.0m3) Standard Duty with Bolt on Cutting Edge.	\$9,458
200JA88	Direct Mount General Purpose Loader Bucket 92in (2350mm), 1.4yd3 (1.1m3) Heavy Duty with Bolt on Cutting Edge for use with Thumb	\$3,314

LOADER BUCKET OPTIONS		
------------------------------	--	--

200KA10	Q-Fit Mounted Fork Frame and 48in Forks.	\$2,469
---------	--	---------

DISCOUNTS		
------------------	--	--

200LA12	15ft/109hp Price Equalization	\$0
---------	-------------------------------	-----

BACKHOE BUCKET OPTIONS		
-------------------------------	--	--


200MA36	Excavator Bucket Pivot Pin Set	\$151
200MA48	Backhoe Bucket - 12in (300mm) Heavy Duty 3 Teeth	\$1,098
200MA49	Backhoe Bucket - 18in (450mm) Heavy Duty 4 Teeth	\$1,298
200MA50	Backhoe Bucket - 24in (600mm) Heavy Duty 4 Teeth	\$1,298
200MA51	Backhoe Bucket - 24in (600mm) Heavy Duty 5 Teeth	\$1,461
200MA52	Backhoe Bucket - 30in (750mm) Heavy Duty 5 Teeth	\$1,775
200MA53	Backhoe Bucket - 36in (900mm) Heavy Duty 6 Teeth	\$2,086

HAND HELD TOOL CIRCUITS		
--------------------------------	--	--

200NA27	9M Hose Reel with Hand Held Tool Circuit	\$4,660
200NA29	9M Hose Reel with Hand Held Tool Circuit For Use with Bi-Directional	\$4,660

VEHICLE ELECTRICAL OPTIONS		
-----------------------------------	--	--

200PB01	Rotating Amber Beacon	\$197
200PB05	110v Engine Block Heater For Canopy (Standard on Cab builds)	\$117
200PB18	Headlights	\$267

	3CX-15 SUPER BACKHOE LOADER 2EL9	U.S. DOLLAR PRICE PAGES	F.O.B. SAVANNAH,	EFFECTIVE: JANUARY 1, 2018
---	---	----------------------------	---------------------	----------------------------------

3 - OPTIONS: Continued [Back to Index](#)

ADDITIONAL OPTIONS		
200RA06	AutoPRE-HEAT	\$974
200RA20	Exterior Mirrors (2)	\$184
200RA36	Seat Headrest	\$83
200RA37	Seatbelt (3in)	\$88
200RA57	Front Fenders	\$450
200RA59	Stabilizer Ram Guards - Centermount	\$590
200RA77	LED Worklights	\$1,104

	3CX-15 SUPER BACKHOE LOADER 2EQ7	U.S. DOLLAR PRICE PAGES	F.O.B. SAVANNAH, GA	EFFECTIVE: JANUARY 1, 2018
---	---	----------------------------	---------------------	----------------------------------

2 - NEW FACTORY BUILT CUSTOM ORDERS: ESSENTIAL CODES [Back to Index](#)

BASE MACHINE (E)

2EQ7	3CX-15 SUPER, 4WD, 2WS, 109hp T4F, 15ft Centermount Backhoe with ExtraDig Extending Dipper. 150A Alternator, 750lbs Counterweight. Includes 2 Spool Loader Valve, Flipover Feet, Interior Mirror, Front and Rear Worklights, Battery Isolator, Toolbox and Automate (AutoCheck, Autoldle, AutoDrive and AutoThrottle) and Telescopic Steering Wheel.	\$87,304
------	--	----------

MODEL PACK: (E)

200AM26	3CX-15 Super 109hp CM Model Pack, Advanced Easy Controls	\$0
---------	--	-----

TIRES and TRANSMISSIONS: (E)

200B4DK	Michelin XMCL 340/80-18 & 440/80-28 includes Powershift Transmission with LSD & TorqueLock, 4WD/2WS	\$11,088
200B4DL	Michelin XMCL 340/80-18 & 440/80-28 includes Autoshift Transmission with LSD & TorqueLock, 4WD/2WS	\$12,932
200B7WK	Galaxy Industrial 14-17.5-10 & 19.5L-24-12 includes Powershift Transmission with LSD & TorqueLock, 4WD/2WS	\$9,246
200B7WL	Galaxy Industrial 14-17.5-10 & 19.5L-24-12 includes Autoshift Transmission with LSD & TorqueLock, 4WD/2WS	\$11,088
200B7XK	Galaxy Industrial 12.5-18-10 & 21L-24-10 includes Powershift Transmission with LSD & TorqueLock, 4WD/2WS	\$7,863
200B7XL	Galaxy Industrial 12.5-18-10 & 21L-24-10 includes Autoshift Transmission with LSD & TorqueLock, 4WD/2WS	\$9,707

CAB/CANOPY: (E)

200CF34	Canopy, Vinyl Suspension Seat	\$3,882
200CF36	Cab with A/C, Heated Air Suspension Seat. Includes 110v Engine Block Heater.	\$15,586

ENCLOSURE CONTROLS: (E)

200DE60	Canopy, LIVELINK	\$0
200DE66	Cab, LIVELINK	\$0

BACKHOE PIPEWORK: (E)


200EQ96	No Auxiliary Pipework, no Boom End Dampening, Heavy Lift	\$0
200EQ97	Hammer Pipework	\$2,975
200EQ98	Hammer/Bi-Directional Pipework	\$5,307
200EQ99	Hydraulic Thumb (Not For Quick Hitch Use)	\$11,588
200ER01	Hydraulic Thumb (For Quick Hitch Use)	\$11,588
200EY31	Hammer/Bi-Directional Pipework,	\$5,307
200EY32	Hydraulic Thumb (Not For Quick Hitch Use)	\$11,588
200EY33	Hydraulic Thumb (For Quick Hitch Use)	\$11,588

LOADER PIPEWORK: (E)

200FE07	No Loader Pipework. Includes Return To Dig (RTD) & Auto SRS	\$0
200FE08	5/8 Loader Pipework, Return To Dig (RTD) Auto SRS, 3 Spool Float & Reset	\$1,051
200FE09	5/8 Loader Pipework, Return To Dig (RTD) Auto SRS, 3 Spool, Float, Reset for Bi-Directional Circuit.	\$1,051
200FF77	5/8 Loader Pipework, Return To Dig (RTD) Auto SRS, 3 Spool Float & Reset for Hammer Circuit.	\$1,051

TERRITORY PACKS (E)

200GA30	English Territory Pack	\$0
200GA44	French Territory Pack	\$0

	3CX-15 SUPER BACKHOE LOADER 2EQ7	U.S. DOLLAR PRICE PAGES	F.O.B. SAVANNAH, GA	EFFECTIVE: JANUARY 1, 2018
---	---	----------------------------	---------------------	----------------------------------

3 - OPTIONS:	Back to Index
---------------------	-------------------------------

BACKHOE QUICK HITCH OPTIONS (Must order both HA and HD codes)	
--	--

200HA50	Mechanical Quick Hitch with 1 Ton Shackle	\$2,142
200HA92	Hydraulic Excavator Quick Hitch with Lifting Kit and 5T Shackle	\$4,435
200HA93	Hydraulic Excavator Quick Hitch (HMR/BI-DI) with Lifting Kit and 5T Shackle	\$4,435
200HD85	Code Required For Excavator Quickhtes	\$0

LOADER BUCKETS	
-----------------------	--

200JA61	Q-Fit Tool Carrier Quick Hitch	\$2,977
200JA78	Direct Mount 6-in-1 Multipurpose Loader Bucket, 92in (2350mm), 1.3yd3 (1.0m3). Standard Duty with Bolt on Cutting Edge.	\$6,424
200JA80	Direct Mount 6-in-1 Multipurpose Loader Bucket, 96in (2438mm), 1.6yd3 (1.3m3) Standard Duty with Bolt on Cutting Edge.	\$7,310
200JA82	Direct Mount General Purpose Loader Bucket, 92in (2350mm), 1.4yd3 (1.1m3), Heavy Duty with Bolt on Cutting Edge.	\$2,769
200JA85	Q-Fit Hitch and General Purpose Loader Bucket: Includes Q-Fit Toolcarrier + 92in (2350mm), 1.4yd3 (1.1m3) Standard Duty with Bolt on Cutting Edge	\$5,806
200JA86	Q-Fit General Purpose Loader Bucket: Includes Q-Fit Toolcarrier, 96in (2438mm), 1.6yd3 (1.3m3) Standard Duty with Bolt on Cutting Edge.	\$6,407
200JA87	Q-Fit 6-in-1 Multipurpose Loader Bucket: Includes Q-Fit Toolcarrier, 92in (2350mm), 1.3yd3 (1.0m3) Standard Duty with Bolt on Cutting Edge.	\$9,458
200JA88	Direct Mount General Purpose Loader Bucket 92in (2350mm), 1.4yd3 (1.1m3) Heavy Duty with Bolt on Cutting Edge for use with Thumb	\$3,314

LOADER BUCKET OPTIONS	
------------------------------	--

200KA10	Q-Fit Mounted Fork Frame and 48in Forks.	\$2,469
---------	--	---------

DISCOUNTS	
------------------	--

200LA12	15ft/109hp Price Equalization	\$0
---------	-------------------------------	-----

BACKHOE BUCKET OPTIONS	
-------------------------------	--


200MA36	Excavator Bucket Pivot Pin Set	\$151
200MA48	Backhoe Bucket - 12in (300mm) Heavy Duty 3 Teeth	\$1,098
200MA49	Backhoe Bucket - 18in (450mm) Heavy Duty 4 Teeth	\$1,298
200MA50	Backhoe Bucket - 24in (600mm) Heavy Duty 4 Teeth	\$1,298
200MA51	Backhoe Bucket - 24in (600mm) Heavy Duty 5 Teeth	\$1,461
200MA52	Backhoe Bucket - 30in (750mm) Heavy Duty 5 Teeth	\$1,775
200MA53	Backhoe Bucket - 36in (900mm) Heavy Duty 6 Teeth	\$2,086

HAND HELD TOOL CIRCUITS	
--------------------------------	--

200NA25	9M Hose Reel with Hand Held Tool Circuit	\$4,660
200NA26	9M Hose Reel with Hand Held Tool Circuit For Use with Bi-Directional	\$4,660

VEHICLE ELECTRICAL OPTIONS	
-----------------------------------	--

200PB01	Rotating Amber Beacon	\$197
200PB05	110v Engine Block Heater For Canopy (Standard on Cab builds)	\$117
200PB18	Headlights	\$267

	3CX-15 SUPER BACKHOE LOADER 2EQ7	U.S. DOLLAR PRICE PAGES	F.O.B. SAVANNAH,	EFFECTIVE: JANUARY 1, 2018
---	---	----------------------------	---------------------	----------------------------------

3 - OPTIONS: Continued [Back to Index](#)

ADDITIONAL OPTIONS		
200RA06	AutoPRE-HEAT	\$974
200RA20	Exterior Mirrors (2)	\$184
200RA36	Seat Headrest	\$83
200RA37	Seatbelt (3in)	\$88
200RA57	Front Fenders	\$450
200RA59	Stabilizer Ram Guards - Centermount	\$590
200RA77	LED Worklights	\$1,104



2018


**JCB BACKHOE LOADER
3CX-14 SUPER
CENTERMOUNT**



**JCB, Inc. North American
MACHINE PRICE LIST
in U.S. Dollars**


EFFECTIVE: JANUARY 1, 2018

**CHANGES TO SPECIFICATIONS AND/OR PRICES MAY OCCUR.
PLEASE REFER TO THE PRODUCT MANAGER FOR UPDATES**

	3CX-14 SUPER BACKHOE LOADER	U.S. DOLLAR PRICE PAGES	F.O.B. SAVANNAH, GA	EFFECTIVE: JANUARY 1, 2018
---	------------------------------------	----------------------------	---------------------	----------------------------

STANDARD EQUIPMENT [Back to Index](#)

- SAFETY & SECURITY** Two post Roll Over Protective Structure (ROPS), Falling Objects Protective Structure (FOPS) and retractable seat belt. Equipped with independent park brake and loader service strut. Rear boom lock activated from operator's compartment; boom swing lock. Vandalism protection with key lockable cab, hydraulic fill, fuel cap. All locks with the exception of the Diesel Exhaust Fluid (DEF) tank operate with ignition key. Front and rear horn buttons. Automatic backup alarm.
- ENGINE** 91HP gross (109HP gross option), turbocharged, water-cooled, 4 cyl, direct injection diesel. T4F compliant engine with Selective Catalytic Reduction (SCR) and 5 gallon DEF tank. Hand and foot throttle. Selective full flow pressure engine oil lubrication with spin-on filter cartridge. Air to fluid coolers. Separately serviceable radiator, hydraulic and transmission oil coolers. Two stage fuel filtering system utilizing a water/sediment separator and spin-on type filter element. Dual element air filter, dry type with cleanable outer element, replaceable inner element and under hood pre-cleaner.
- TRANSMISSION** Separate unit mounted to engine containing torque converter and all transmission components. Pressure lubrication with spin on filter. Electrically operated Fwd / Rev lever on steering column. Electrically operated transmission. disconnect on gear shift and loader levers. Powershift gear selection with 4 Fwd / 4 Rev speeds.
- FRONT AXLE** 4WD - Industrial duty JCB Max-Trac torque proportioning, outboard planetary reduction axle, 4WD shift-on-the-go; steering cylinder located behind front axle.
- REAR AXLE** Separate, rigidly mounted to mainframe & connected to transmission via drive shaft. Heavy duty double reduction, outboard planetary gear final reduction. Limited slip differential to provide automatic equalization of wheel spin under conditions of unequal footing.
- BRAKES** Sealed wet multiple disc. Brake pedals can be independently operated or locked together. Power assisted, hydraulic brakes. Independent over center actuation, park brake. Transmission shifts to neutral when park brake is activated. 4 wheel braking in 2 wheel drive activated by switch.
- STEERING** Hydrostatic power, with priority valve. Three steering wheel turns (lock to lock). Unbraked turning circle - 26' 5".
- BACKHOE AND MAINFRAME** Unitized, one piece heavy duty mainframe with integral backhoe. Sealed swing post pins and swing cylinder pins, 2" top & bottom rear frame plates (centermount). Fabricated boom and dipper. SAE maximum dig depth: Extradig dipper - 14' 7" - 18' 6". EasyControl backhoe controls. Fabricated stabilizer legs with anti-drift valves. 11,000 lb. lifting hook as standard.
- LOADER** Equipped with integrally mounted front end loader using two lift cylinders and two bucket dump cylinders. Parallel lift standard during loader raise and lower functions. Dump height: 9' 0". Bucket return-to-dig and third spool loader valve standard. Dump reach at full height - 32". Auto Smooth Ride System (AutoSRS). Front bumper protection fitted as standard.

	3CX-14 SUPER BACKHOE LOADER	U.S. DOLLAR PRICE PAGES	F.O.B. SAVANNAH, GA	EFFECTIVE: JANUARY 1, 2018
---	------------------------------------	----------------------------	------------------------	----------------------------

STANDARD EQUIPMENT (CONT.) [Back to Index](#)

ELECTRICAL SYSTEM

12 volt system with 150 amp alternator std. Wiring harness & outside cab connectors meet IP69 standard for protection against ingress of dust, and pressure spray of 4.23 gpm at 1450 psi. Inside cab connectors meet IP67 standard for protection against ingress of dust, and water when submerged. Single, maintenance free battery rated at 900 cold cranking amps. Four halogen work lights in front and four separate halogen work lights in the rear. Stop lights, turn signals, and four way hazards standard. Backlit gauges and readouts consisting of a tachometer, fuel gauge, engine coolant temperature gauge, digital hour meter and digital clock. Light and alarm for battery charge condition, coolant temp., engine oil pressure, transmission oil pressure, transmission oil temp., air cleaner restriction, water in fuel indicator, and park brake engaged. Light indicators for hazard flashers on, turn signals, steering mode, and lights on. 12 volt outlet for powered accessories. Common fuses and relays located in an easy access panel. Main circuit breakers at battery positive terminal for added circuit protection. Battery Isolator fitted as standard.

OPERATORS ENVIRONMENT

Suspension seat with adjustments for weight, seat angle, and back angle. Armrests and retractable seat belt standard. Two door entry with deluxe trim. Composite sure grip molded floor, tilt steering column, front windshield with 2 speed plus intermittent wiper and washer, interior rear view mirror, pre-wired for beacon, cup holders, storage compartment. Cab includes door ajar stays, 14 adj. vents, operable side windows, one piece rear window with wiper and washer that acts as a shield during inclement weather, heater with defogger vents, and radio pre-wire with speakers in-cabs. AutoTHROTTLE returns engine speed to pre-set hand throttle position when work is resumed. AutoDRIVE provides cruise control-type characteristics during roading. Advanced Easy Controls and Easy Controls only: AutoSTABILIZERS and AutoBOOMLOCK.

HYDRAULIC SYSTEM

Open center system, variable displacement piston pump, engine driven, 44 gpm @ 3650 psi. Separate oil reservoir not shared with other systems, externally mounted to mainframe for ground level servicing. Abrasion protection of valve to boom hoses. Hoses have burst pressure of 4 times working pressure. Structural steel pipes to withstand minor impacts. Auto Idle reduces engine speed when no hydraulic functions are requested.

SERVICEABILITY AND MAINTENANCE

Ground level check for engine and transmission oil, brake fluid, engine coolant, and windshield washer levels. Ground level top off of engine oil, transmission oil, hydraulic fluid, brake fluid, fuel, and engine coolant. Tilt engine hood and lockable front grill. 15 second engine manifold preheat (activated through ignition switch). 40 gallon fuel tank. 20 gallon hydraulic tank with 5 micron filter. 500 hour engine oil and filter service interval. 1000 hour DEF filter interval. 1000 hour transmission oil and 500 hour transmission filter service interval. 2000 hour hydraulic oil and 500 hour hydraulic filter service interval. External Toolbox. AutoCHECK automatically performs daily under hood maintenance checks on 'key on'

TELEMATICS

JCB Livelink telematics. Monitored and managed remotely via a PC or Smartphone. Two year subscription. Real time reporting of machine hours, routine maintenance alerts, location, critical health alerts, fuel level/consumption and work cycle information. Ability to set machine geo-fences and curfews for improved security.

	3CX-14 SUPER BACKHOE LOADER 2EG0	U.S. DOLLAR PRICE PAGES	F.O.B. SAVANNAH, GA	EFFECTIVE: JANUARY 1, 2018
---	---	----------------------------	------------------------	-------------------------------

NEW FACTORY BUILT CUSTOM ORDERS: ESSENTIAL CODES [Back to Index](#)

BASE MACHINE (E)

2EG0	3CX-14 SUPER, 4WD, 2WS, 91hp T4F, 14ft Centermount Backhoe with ExtraDig Extending Dipper. Includes 150A Alternator, 400lbs Counterweight. Includes 2 Spool Loader Valve, Flipover Feet, Interior Mirror, Front and Rear Worklights, Battery Isolator and Automate (AutoCheck, Autodidle, AutoDrive and AutoThrottle).	\$82,154
------	--	----------

MODEL PACK: (E)

200AM05	3CX-14 Super 91hp CM 4WD Model Pack, Manual Controls	\$0
---------	--	-----

TIRES and TRANSMISSIONS: (E)

200B4BE	Michelin XMCL 340/80-18 & 440/80-28 includes Powershift Transmission with LSD, 4WD/2WS	\$10,167
200B4BF	Michelin XMCL 340/80-18 & 440/80-28 includes Powershift Transmission with LSD & TorqueLock, 4WD/2WS	\$11,088
200B4BJ	Michelin XMCL 340/80-18 & 440/80-28 includes Autoshift Transmission with LSD & TorqueLock, 4WD/2WS	\$12,932
200B7UE	Galaxy Industrial 14-17.5-10 & 19.5L-24-12 includes Powershift Transmission with LSD, 4WD/2WS	\$8,323
200B7UF	Galaxy Industrial 14-17.5-10 & 19.5L-24-12 includes Powershift Transmission with LSD & TorqueLock, 4WD/2WS	\$9,246
200B7UJ	Galaxy Industrial 14-17.5-10 & 19.5L-24-12 includes Autoshift Transmission with LSD & TorqueLock, 4WD/2WS	\$11,088
200B7VE	Galaxy Industrial 12.5-18-10 & 21L-24-10 includes Powershift Transmission with LSD, 4WD/2WS	\$6,942
200B7VF	Galaxy Industrial 12.5-18-10 & 21L-24-10 includes Powershift Transmission with LSD & TorqueLock, 4WD/2WS	\$7,863
200B7VJ	Galaxy Industrial 12.5-18-10 & 21L-24-10 includes Autoshift Transmission with LSD & TorqueLock, 4WD/2WS	\$9,516

CAB/CANOPY: (E)

200CF06	Canopy, Vinyl Suspension Seat	\$3,882
200CF08	Cab with A/C, Cloth Suspension Seat.. Includes 110v Engine Block Heater.	\$15,586

ENCLOSURE CONTROLS: (E)

200DE24	Canopy, LIVELINK	\$0
200DE30	Cab, LIVELINK	\$0

BACKHOE PIPEWORK: (E)


200EB91	No Auxiliary Pipework	\$0
200EB92	Hammer Pipework	\$2,975
200EB93	Hammer/Bi-Directional Pipework	\$5,307
200EB94	Hydraulic Thumb (For Quick Hitch Use)	\$11,588
200EB95	Hydraulic Thumb (Not For Quick Hitch Use)	\$11,588

LOADER PIPEWORK: (E)

200FD83	No Loader Pipework. Includes Return To Dig (RTD) & Auto SRS	\$0
200FD85	5/8 Loader Pipework, Return To Dig (RTD) & Auto SRS, 3 Spool Float, Reset and Detent	\$1,051
200FD93	5/8 Loader Pipework, Return To Dig (RTD), Auto SRS, 3 Spool, Float, Reset and Detent for Bi-Directional Circuit.	\$1,051

TERRITORY PACKS (E)

200GA29	English Territory Pack	\$0
200GA36	English Territory Pack For Use with Thumb	\$0
200GA43	French Territory Pack	\$0
200GA50	French Territory Pack For Use with Thumb	\$0
200GA57	Spanish Territory Pack	\$0


	3CX-14 SUPER BACKHOE LOADER 2EG0	U.S. DOLLAR PRICE PAGES	F.O.B. SAVANNAH, GA	EFFECTIVE: JANUARY 1, 2018
---	---	----------------------------	---------------------	----------------------------------

OPTIONS:		Back to Index
BACKHOE QUICK HITCH OPTIONS (Must order both HA and HD codes)		
200HA50	Mechanical Quick Hitch with 1 Ton Shackle	\$2,142
200HA87	Hydraulic Excavator Quick Hitch with Lifting Kit and 5T Shackle	\$4,435
200HD85	Code Required For Excavator Quickhtes	\$0
LOADER BUCKETS		
200JA61	Q-Fit Tool Carrier Quick Hitch	\$2,977
200JA78	Direct Mount 6-in-1 Multipurpose Loader Bucket, 92in (2350mm), 1.3yd3 (1.0m3). Standard Duty with Bolt on Cutting Edge.	\$6,424
200JA80	Direct Mount 6-in-1 Multipurpose Loader Bucket, 96in (2438mm), 1.6yd3 (1.3m3) Standard Duty with Bolt on Cutting Edge.	\$7,310
200JA82	Direct Mount General Purpose Loader Bucket, 92in (2350mm), 1.4yd3 (1.1m3), Heavy Duty with Bolt on Cutting Edge.	\$2,769
200JA85	Q-Fit Hitch and General Purpose Loader Bucket: Includes Q-Fit Toolcarrier + 92in (2350mm), 1.4yd3 (1.1m3) Standard Duty with Bolt on Cutting Edge	\$5,806
200JA86	Q-Fit General Purpose Loader Bucket: Includes Q-Fit Toolcarrier, 96in (2438mm), 1.6yd3 (1.3m3) Standard Duty with Bolt on Cutting Edge.	\$6,407
200JA87	Q-Fit 6-in-1 Multipurpose Loader Bucket: Includes Q-Fit Toolcarrier, 92in (2350mm), 1.3yd3 (1.0m3) Standard Duty with Bolt on Cutting	\$9,458
200JA88	Direct Mount General Purpose Loader Bucket 92in (2350mm), 1.4yd3 (1.1m3) Heavy Duty with Bolt on Cutting Edge for use with Thumb	\$3,314
LOADER BUCKET OPTIONS		
200KA10	Q-Fit Mounted Fork Frame and 48in Forks.	\$2,469
BACKHOE BUCKET OPTIONS		
200MA36	Excavator Bucket Pivot Pin Set	\$151
200MA48	Backhoe Bucket - 12in (300mm) Heavy Duty 3 Teeth	\$1,098
200MA49	Backhoe Bucket - 18in (450mm) Heavy Duty 4 Teeth	\$1,298
200MA50	Backhoe Bucket - 24in (600mm) Heavy Duty 4 Teeth	\$1,298
200MA51	Backhoe Bucket - 24in (600mm) Heavy Duty 5 Teeth	\$1,461
200MA52	Backhoe Bucket - 30in (750mm) Heavy Duty 5 Teeth	\$1,775
HAND HELD TOOL CIRCUITS		
200NA31	9M Hose Reel with Hand Held Tool Circuit	\$4,660
VEHICLE ELECTRICAL OPTIONS		
200PB01	Rotating Amber Beacon	\$197
200PB05	110v Engine Block Heater For Canopy (Standard on Cab builds)	\$117
200PB18	Headlights	\$267

	3CX-14 SUPER BACKHOE LOADER 2EG0	U.S. DOLLAR PRICE PAGES	F.O.B. SAVANNAH,	EFFECTIVE: JANUARY 1, 2018
---	---	----------------------------	---------------------	----------------------------------

OPTIONS: Continued [Back to Index](#)

ADDITIONAL OPTIONS		
200RA05	750lb (340kg) Counterweight	\$933
200RA06	AutoPRE-HEAT	\$974
200RA20	Exterior Mirrors (2)	\$184
200RA36	Seat Headrest	\$83
200RA37	Seatbelt (3in)	\$88
200RA57	Front Fenders	\$450
200RA59	Stabilizer Ram Guards - Centermount	\$590
200RA77	LED Worklights	\$1,104

	3CX-14 SUPER BACKHOE LOADER 2EK4	U.S. DOLLAR PRICE PAGES	F.O.B. SAVANNAH, GA	EFFECTIVE: JANUARY 1, 2018
---	---	----------------------------	---------------------	----------------------------------

NEW FACTORY BUILT CUSTOM ORDERS: ESSENTIAL CODES	Back to Index
---	--

2EK4	3CX-14 SUPER, 4WD, 2WS, 91hp T4F, 14ft Centermount Backhoe with ExtraDig Extending Dipper. 150A Alternator, 400lbs Counterweight. Includes 3 Spool Loader Valve, Flipover Feet, Interior Mirror, Front and Rear Worklights, Battery Isolator, Toolbox and Automate (AutoCheck, AutoIdle, AutoDrive and AutoThrottle) and Telescopic Steering Wheel.	\$84,729
-------------	---	-----------------

MODEL PACK: (E)		
200AM12	3CX-14 Super 91hp CM Model Pack, Easy Controls	\$0

TIRES and TRANSMISSIONS: (E)		
200B4BE	Michelin XMCL 340/80-18 & 440/80-28 includes Powershift Transmission with LSD, 4WD/2WS	\$10,167
200B4BF	Michelin XMCL 340/80-18 & 440/80-28 includes Powershift Transmission with LSD & TorqueLock, 4WD/2WS	\$11,088
200B4BJ	Michelin XMCL 340/80-18 & 440/80-28 includes Autoshift Transmission with LSD & TorqueLock, 4WD/2WS	\$12,932
200B7UE	Galaxy Industrial 14-17.5-10 & 19.5L-24-12 includes Powershift Transmission with LSD, 4WD/2WS	\$8,323
200B7UF	Galaxy Industrial 14-17.5-10 & 19.5L-24-12 includes Powershift Transmission with LSD & TorqueLock, 4WD/2WS	\$9,246
200B7UJ	Galaxy Industrial 14-17.5-10 & 19.5L-24-12 includes Autoshift Transmission with LSD & TorqueLock, 4WD/2WS	\$11,088
200B7VE	Galaxy Industrial 12.5-18-10 & 21L-24-10 includes Powershift Transmission with LSD, 4WD/2WS	\$6,942
200B7VF	Galaxy Industrial 12.5-18-10 & 21L-24-10 includes Powershift Transmission with LSD & TorqueLock, 4WD/2WS	\$7,863
200B7VJ	Galaxy Industrial 12.5-18-10 & 21L-24-10 includes Autoshift Transmission with LSD & TorqueLock, 4WD/2WS	\$9,516


CAB/CANOPY: (E)		
200CF17	Canopy, Vinyl Suspension Seat	\$3,882
200CF19	Cab with A/C, Cloth Suspension Seat. Includes 110v Engine Block Heater.	\$15,586

ENCLOSURE CONTROLS: (E)		
200DE42	Canopy, LIVELINK	\$0
200DE48	Cab, LIVELINK	\$0

BACKHOE PIPEWORK: (E)		
200E146	No Auxiliary Pipework	\$0
200E147	Hammer Pipework	\$2,975
200E148	Hammer/Bi-Directional Pipework	\$5,307
200E149	Hydraulic Thumb (Not For Quick Hitch Use)	\$11,588
200E150	Hydraulic Thumb (For Quick Hitch Use)	\$11,588


LOADER PIPEWORK: (E)		
200FD98	No Loader Pipework. Includes Return To Dig (RTD) & Auto SRS	\$0
200FD99	5/8 Loader Pipework, Return To Dig (RTD), Auto SRS, 3 Spool Float & Reset	\$1,051
200FE04	5/8 Loader Pipework, Return To Dig (RTD), Auto SRS, 3 Spool, Float, Reset for Bi-Directional Circuit.	\$1,051

TERRITORY PACKS (E)		
200GA29	English Territory Pack	\$0
200GA36	English Territory Pack For Use with Thumb	\$0
200GA43	French Territory Pack	\$0
200GA50	French Territory Pack For Use with Thumb	\$0
200GA57	Spanish Territory Pack	\$0

	3CX-14 SUPER BACKHOE LOADER 2EK4	U.S. DOLLAR PRICE PAGES	F.O.B. SAVANNAH, GA	EFFECTIVE: JANUARY 1, 2018
---	---	----------------------------	---------------------	-------------------------------


OPTIONS:	Back to Index
-----------------	-------------------------------

BACKHOE QUICK HITCH OPTIONS (Must order both HA and HD codes)		
200HA50	Mechanical Quick Hitch with 1 Ton Shackle	\$2,142
200HA90	Hydraulic Excavator Quick Hitch with Lifting Kit and 5T Shackle	\$4,435
200HA91	Hydraulic Excavator Quick Hitch (HMR/BI-DI) with Lifting Kit and 5T Shackle	\$4,435
200HD85	Code Required For Excavator Quickhtes	\$0
LOADER BUCKETS		
200JA61	Q-Fit Tool Carrier Quick Hitch	\$2,977
200JA78	Direct Mount 6-in-1 Multipurpose Loader Bucket, 92in (2350mm), 1.3yd3 (1.0m3). Standard Duty with Bolt on Cutting Edge.	\$6,424
200JA80	Direct Mount 6-in-1 Multipurpose Loader Bucket, 96in (2438mm), 1.6yd3 (1.3m3) Standard Duty with Bolt on Cutting Edge.	\$7,310
200JA82	Direct Mount General Purpose Loader Bucket, 92in (2350mm), 1.4yd3 (1.1m3), Heavy Duty with Bolt on Cutting Edge.	\$2,769
200JA85	Q-Fit Hitch and General Purpose Loader Bucket: Includes Q-Fit Toolcarrier + 92in (2350mm), 1.4yd3 (1.1m3) Standard Duty with Bolt on Cutting Edge	\$5,806
200JA86	Q-Fit General Purpose Loader Bucket: Includes Q-Fit Toolcarrier, 96in (2438mm), 1.6yd3 (1.3m3) Standard Duty with Bolt on Cutting Edge.	\$6,407
200JA87	Q-Fit 6-in-1 Multipurpose Loader Bucket: Includes Q-Fit Toolcarrier, 92in (2350mm), 1.3yd3 (1.0m3) Standard Duty with Bolt on Cutting Edge.	\$9,458
200JA88	Direct Mount General Purpose Loader Bucket 92in (2350mm), 1.4yd3 (1.1m3) Heavy Duty with Bolt on Cutting Edge for use with Thumb	\$3,314
LOADER BUCKET OPTIONS		
200KA10	Q-Fit Mounted Fork Frame and 48in Forks.	\$2,469
BACKHOE BUCKET OPTIONS		
200MA36	Excavator Bucket Pivot Pin Set	\$151
200MA48	Backhoe Bucket - 12in (300mm) Heavy Duty 3 Teeth	\$1,098
200MA49	Backhoe Bucket - 18in (450mm) Heavy Duty 4 Teeth	\$1,298
200MA50	Backhoe Bucket - 24in (600mm) Heavy Duty 4 Teeth	\$1,298
200MA51	Backhoe Bucket - 24in (600mm) Heavy Duty 5 Teeth	\$1,461
200MA52	Backhoe Bucket - 30in (750mm) Heavy Duty 5 Teeth	\$1,775
HAND HELD TOOL CIRCUITS		
200NA27	9M Hose Reel with Hand Held Tool Circuit	\$4,660
200NA29	9M Hose Reel with Hand Held Tool Circuit For Use with Bi-Directional	\$4,660
VEHICLE ELECTRICAL OPTIONS		
200PB01	Rotating Amber Beacon	\$197
200PB05	110v Engine Block Heater For Canopy (Standard on Cab builds)	\$117
200PB18	Headlights	\$267

	3CX-14 SUPER BACKHOE LOADER 2EK4	U.S. DOLLAR PRICE PAGES	F.O.B. SAVANNAH,	EFFECTIVE: JANUARY 1, 2018
---	---	----------------------------	---------------------	----------------------------------

OPTIONS: Continued	Back to Index
---------------------------	-------------------------------

ADDITIONAL OPTIONS		
200RA05	750lb (340kg) Counterweight	\$933
200RA06	AutoPRE-HEAT	\$974
200RA20	Exterior Mirrors (2)	\$184
200RA36	Seat Headrest	\$83
200RA37	Seatbelt (3in)	\$88
200RA57	Front Fenders	\$450
200RA59	Stabilizer Ram Guards - Centermount	\$590
200RA77	LED Worklights	\$1,104

	3CX-14 SUPER BACKHOE LOADER 2EPI	U.S. DOLLAR PRICE PAGES	F.O.B. SAVANNAH,	EFFECTIVE: JANUARY 1, 2018
NEW FACTORY BUILT CUSTOM ORDERS: ESSENTIAL CODES				Back to Index
BASE MACHINE (E)				
2EPI	3CX-14 SUPER, 4WD, 2WS, 91hp T4F, 14ft Centermount Backhoe with Extradig Extending Dipper. 150A Alternator, 400lbs Counterweight. Includes 2 Spool Loader Valve, Flipover Feet, Interior Mirror, Front and Rear Worklights, Battery Isolator, Toolbox and Automate (AutoCheck, Autoldle, AutoDrive and AutoThrottle) and Telescopic Steering Wheel.			\$87,304
MODEL PACK: (E)				
200AM24	3CX-14 Super 91hp CM Model Pack, Advanced Easy Controls			\$0
TIRES and TRANSMISSIONS: (E)				
200B4DE	Michelin XMCL 340/80-18 & 440/80-28 includes Powershift Transmission with LSD, 4WD/2WS			\$10,167
200B4DF	Michelin XMCL 340/80-18 & 440/80-28 includes Powershift Transmission with LSD & TorqueLock, 4WD/2WS			\$11,088
200B4DJ	Michelin XMCL 340/80-18 & 440/80-28 includes Autoshift Transmission with LSD & TorqueLock, 4WD/2WS			\$12,932
200B7WD	Galaxy Industrial 14-17.5-10 & 19.5L-24-12 includes Powershift Transmission with LSD, 4WD/2WS			\$8,323
200B7WF	Galaxy Industrial 14-17.5-10 & 19.5L-24-12 includes Powershift Transmission with LSD & TorqueLock, 4WD/2WS			\$9,246
200B7WJ	Galaxy Industrial 14-17.5-10 & 19.5L-24-12 includes Autoshift Transmission with LSD & TorqueLock, 4WD/2WS			\$11,088
200B7XE	Galaxy Industrial 12.5-18-10 & 21L-24-10 includes Powershift Transmission with LSD, 4WD/2WS			\$6,942
200B7XF	Galaxy Industrial 12.5-18-10 & 21L-24-10 includes Powershift Transmission with LSD & TorqueLock, 4WD/2WS			\$7,863
200B7XJ	Galaxy Industrial 12.5-18-10 & 21L-24-10 includes Autoshift Transmission with LSD & TorqueLock, 4WD/2WS			\$9,707
CAB/CANOPY: (E)				
200CF31	Canopy, Vinyl Suspension Seat			\$3,882
200CF33	Cab with A/C, Heated Air Suspension Seat. Includes 110v Engine Block Heater.			\$15,586
ENCLOSURE CONTROLS: (E)				
200DE60	Canopy, LIVELINK			\$0
200DE66	Cab, LIVELINK			\$0
BACKHOE PIPEWORK: (E)				
200EQ76	No Auxiliary Pipework			\$0
200EQ77	Hammer Pipework			\$2,975
200EQ78	Hammer/Bi-Directional Pipework, for Cab			\$5,307
200EQ79	Hydraulic Thumb (Not For Quick Hitch Use) for Cab			\$11,588
200EQ80	Hydraulic Thumb (For Quick Hitch Use) for Cab			\$11,588
200EY19	Hammer/Bi-Directional Pipework, for Canopy			\$5,307
200EY20	Hydraulic Thumb (Not For Quick Hitch Use) for Canopy			\$11,588
200EY21	Hydraulic Thumb (For Quick Hitch Use) for Canopy			\$11,588
LOADER PIPEWORK: (E)				
200FE07	No Loader Pipework. Includes Return To Dig (RTD) & Auto SRS			\$0
200FE08	5/8 Loader Pipework, Return To Dig (RTD) Auto SRS, 3 Spool Float & Reset			\$1,051
200FE09	5/8 Loader Pipework, Return To Dig (RTD) Auto SRS, 3 Spool, Float, Reset for Bi-Directional Circuit.			\$1,051
200FF77	5/8 Loader Pipework, Return To Dig (RTD) Auto SRS, 3 Spool Float & Reset for Hammer Circuit.			\$1,051
TERRITORY PACKS (E)				
200GA29	English Territory Pack			\$0
200GA36	English Territory Pack For Use with Thumb			\$0
200GA43	French Territory Pack			\$0
200GA50	French Territory Pack For Use with Thumb			\$0
200GA57	Spanish Territory Pack			\$0

	3CX-14 SUPER BACKHOE LOADER 2EPI	U.S. DOLLAR PRICE PAGES	F.O.B. SAVANNAH, GA	EFFECTIVE: JANUARY 1, 2018
---	---	----------------------------	---------------------	-------------------------------

OPTIONS:	Back to Index
-----------------	-------------------------------

BACKHOE QUICK HITCH OPTIONS (Must order both HA and HD codes)
--

200HA50	Mechanical Quick Hitch with 1 Ton Shackle	\$2,142
200HA92	Hydraulic Excavator Quick Hitch with Lifting Kit and 5T Shackle	\$4,435
200HA93	Hydraulic Excavator Quick Hitch (HMR/BI-DI) with Lifting Kit and 5T Shackle	\$4,435
200HD85	Code Required For Excavator Quickhtes	\$0

LOADER BUCKETS

200JA61	Q-Fit Tool Carrier Quick Hitch	\$2,977
200JA78	Direct Mount 6-in-1 Multipurpose Loader Bucket, 92in (2350mm), 1.3yd3 (1.0m3). Standard Duty with Bolt on Cutting Edge.	\$6,424
200JA80	Direct Mount 6-in-1 Multipurpose Loader Bucket, 96in (2438mm), 1.6yd3 (1.3m3) Standard Duty with Bolt on Cutting Edge.	\$7,310
200JA82	Direct Mount General Purpose Loader Bucket, 92in (2350mm), 1.4yd3 (1.1m3), Heavy Duty with Bolt on Cutting Edge.	\$2,769
200JA85	Q-Fit Hitch and General Purpose Loader Bucket: Includes Q-Fit Toolcarrier + 92in (2350mm), 1.4yd3 (1.1m3) Standard Duty with Bolt on Cutting Edge	\$5,806
200JA86	Q-Fit General Purpose Loader Bucket: Includes Q-Fit Toolcarrier, 96in (2438mm), 1.6yd3 (1.3m3) Standard Duty with Bolt on Cutting Edge.	\$6,407
200JA87	Q-Fit 6-in-1 Multipurpose Loader Bucket: Includes Q-Fit Toolcarrier, 92in (2350mm), 1.3yd3 (1.0m3) Standard Duty with Bolt on Cutting Edge.	\$9,458
200JA88	Direct Mount General Purpose Loader Bucket 92in (2350mm), 1.4yd3 (1.1m3) Heavy Duty with Bolt on Cutting Edge for use with Thumb	\$3,314

LOADER BUCKET OPTIONS

200KA10	Q-Fit Mounted Fork Frame and 48in Forks.	\$2,469
---------	--	---------

BACKHOE BUCKET OPTIONS

200MA36	Excavator Bucket Pivot Pin Set	\$151
200MA48	Backhoe Bucket - 12in (300mm) Heavy Duty 3 Teeth	\$1,098
200MA49	Backhoe Bucket - 18in (450mm) Heavy Duty 4 Teeth	\$1,298
200MA50	Backhoe Bucket - 24in (600mm) Heavy Duty 4 Teeth	\$1,298
200MA51	Backhoe Bucket - 24in (600mm) Heavy Duty 5 Teeth	\$1,461
200MA52	Backhoe Bucket - 30in (750mm) Heavy Duty 5 Teeth	\$1,775

HAND HELD TOOL CIRCUITS

200NA25	9M Hose Reel with Hand Held Tool Circuit	\$4,660
200NA26	9M Hose Reel with Hand Held Tool Circuit For Use with Bi-Directional	\$4,660

VEHICLE ELECTRICAL OPTIONS

200PB01	Rotating Amber Beacon	\$197
200PB05	110v Engine Block Heater For Canopy (Standard on Cab builds)	\$117
200PB18	Headlights	\$267

	3CX-14 SUPER BACKHOE LOADER 2EP I	U.S. DOLLAR PRICE PAGES	F.O.B. SAVANNAH,	EFFECTIVE: JANUARY 1, 2018
---	--	----------------------------	---------------------	----------------------------------

OPTIONS: Continued	Back to Index
---------------------------	--

ADDITIONAL OPTIONS		
200RA05	750lb (340kg) Counterweight	\$933
200RA06	AutoPRE-HEAT	\$974
200RA20	Exterior Mirrors (2)	\$184
200RA36	Seat Headrest	\$83
200RA37	Seatbelt (3in)	\$88
200RA57	Front Fenders	\$450
200RA59	Stabilizer Ram Guards - Centermount	\$590
200RA68	AEC Canopy Adjustments	\$0
200RA77	LED Worklights	\$1,104

	3CX-14 SUPER BACKHOE LOADER 2EG8	U.S. DOLLAR PRICE PAGES	F.O.B. SAVANNAH, GA	EFFECTIVE: JANUARY 1, 2018
---	---	----------------------------	------------------------	-------------------------------

NEW FACTORY BUILT CUSTOM ORDERS: ESSENTIAL CODES [Back to Index](#)

BASE MACHINE (E)

2EG8	3CX-14 SUPER, 4WD, 2WS, 109hp T4F, 14ft Centermount Backhoe with ExtraDig Extending Dipper. 150A Alternator, 400lbs Counterweight. Includes 2 Spool Loader Valve, Flipover Feet, Interior Mirror, Front and Rear Worklights, Battery Isolator, Toolbox and Automate (AutoCheck, Autoldle, AutoDrive and AutoThrottle).	\$87,304
------	--	----------

MODEL PACK: (E)

200AM06	3CX-14 Super 109hp CM 2WD Model Pack, Manual Controls	\$0
---------	---	-----

TIRES and TRANSMISSIONS: (E)

200B4BF	Michelin XMCL 340/80-18 & 440/80-28 includes Powershift Transmission with LSD & TorqueLock, 4WD/2WS	\$11,088
200B4BJ	Michelin XMCL 340/80-18 & 440/80-28 includes Autoshift Transmission with LSD & TorqueLock, 4WD/2WS	\$12,932
200B7UF	Galaxy Industrial 14-17.5-10 & 19.5L-24-12 includes Powershift Transmission with LSD & TorqueLock, 4WD/2WS	\$9,246
200B7UJ	Galaxy Industrial 14-17.5-10 & 19.5L-24-12 includes Autoshift Transmission with LSD & TorqueLock, 4WD/2WS	\$11,088
200B7VF	Galaxy Industrial 12.5-18-10 & 21L-24-10 includes Powershift Transmission with LSD & TorqueLock, 4WD/2WS	\$7,863
200B7VJ	Galaxy Industrial 12.5-18-10 & 21L-24-10 includes Autoshift Transmission with LSD & TorqueLock, 4WD/2WS	\$9,516
200B9XJ	Galaxy Industrial 12.5-18-10 & 21L-24-10 includes Autoshift Transmission with LSD & TorqueLock, 4WD/2WS	\$9,707

CAB/CANOPY: (E)

200CF09	Canopy, Vinyl Suspension Seat	\$3,882
200CF11	Cab with A/C, Cloth Suspension Seat. Includes 110v Engine Block Heater.	\$15,586

ENCLOSURE CONTROLS: (E)

200DE24	Canopy, LIVELINK	\$0
200DE30	Cab, LIVELINK	\$0

BACKHOE PIPEWORK: (E)


200EB91	No Auxiliary Pipework	\$0
200EB92	Hammer Pipework	\$2,975
200EB93	Hammer/Bi-Directional Pipework	\$5,307
200EB94	Hydraulic Thumb (For Quick Hitch Use)	\$11,588
200EB95	Hydraulic Thumb (Not For Quick Hitch Use)	\$11,588

LOADER PIPEWORK: (E)

200FD83	No Loader Pipework. Includes Return To Dig (RTD) & Auto SRS	\$0
200FD85	5/8 Loader Pipework, Return To Dig (RTD) & Auto SRS, 3 Spool Float, Reset and Detent	\$1,051
200FD93	5/8 Loader Pipework, Return To Dig (RTD), Auto SRS, 3 Spool, Float, Reset and Detent for Bi-Directional Circuit.	\$1,051

TERRITORY PACKS (E)

200GA29	English Territory Pack	\$0
200GA36	English Territory Pack For Use with Thumb	\$0
200GA43	French Territory Pack	\$0
200GA50	French Territory Pack For Use with Thumb	\$0
200GA57	Spanish Territory Pack	\$0


	3CX-14 SUPER BACKHOE LOADER 2EG8	U.S. DOLLAR PRICE PAGES	F.O.B. SAVANNAH, GA	EFFECTIVE: JANUARY 1, 2018
---	---	----------------------------	---------------------	-------------------------------

OPTIONS:		Back to Index
BACKHOE QUICK HITCH OPTIONS (Must order both HA and HD codes)		
200HA50	Mechanical Quick Hitch with 1 Ton Shackle	\$2,142
200HA87	Hydraulic Excavator Quick Hitch with Lifting Kit and 5T Shackle	\$4,435
200HD85	Code Required For Excavator Quickhtes	\$0
LOADER BUCKETS		
200JA61	Q-Fit Tool Carrier Quick Hitch	\$2,977
200JA78	Direct Mount 6-in-1 Multipurpose Loader Bucket, 92in (2350mm), 1.3yd3 (1.0m3). Standard Duty with Bolt on Cutting Edge.	\$6,424
200JA80	Direct Mount 6-in-1 Multipurpose Loader Bucket, 96in (2438mm), 1.6yd3 (1.3m3) Standard Duty with Bolt on Cutting Edge.	\$7,310
200JA82	Direct Mount General Purpose Loader Bucket, 92in (2350mm), 1.4yd3 (1.1m3), Heavy Duty with Bolt on Cutting Edge.	\$2,769
200JA85	Q-Fit Hitch and General Purpose Loader Bucket: Includes Q-Fit Toolcarrier + 92in (2350mm), 1.4yd3 (1.1m3) Standard Duty with Bolt on Cutting Edge	\$5,806
200JA86	Q-Fit General Purpose Loader Bucket: Includes Q-Fit Toolcarrier, 96in (2438mm), 1.6yd3 (1.3m3) Standard Duty with Bolt on Cutting Edge.	\$6,407
200JA87	Q-Fit 6-in-1 Multipurpose Loader Bucket: Includes Q-Fit Toolcarrier, 92in (2350mm), 1.3yd3 (1.0m3) Standard Duty with Bolt on Cutting	\$9,458
200JA88	Direct Mount General Purpose Loader Bucket 92in (2350mm), 1.4yd3 (1.1m3) Heavy Duty with Bolt on Cutting Edge for use with Thumb	\$3,314
LOADER BUCKET OPTIONS		
200KA10	Q-Fit Mounted Fork Frame and 48in Forks.	\$2,469
BACKHOE BUCKET OPTIONS		
200MA36	Excavator Bucket Pivot Pin Set	\$151
200MA48	Backhoe Bucket - 12in (300mm) Heavy Duty 3 Teeth	\$1,098
200MA49	Backhoe Bucket - 18in (450mm) Heavy Duty 4 Teeth	\$1,298
200MA50	Backhoe Bucket - 24in (600mm) Heavy Duty 4 Teeth	\$1,298
200MA51	Backhoe Bucket - 24in (600mm) Heavy Duty 5 Teeth	\$1,461
200MA52	Backhoe Bucket - 30in (750mm) Heavy Duty 5 Teeth	\$1,775
HAND HELD TOOL CIRCUITS		
200NA31	9M Hose Reel with Hand Held Tool Circuit	\$4,660
VEHICLE ELECTRICAL OPTIONS		
200PB01	Rotating Amber Beacon	\$197
200PB05	110v Engine Block Heater For Canopy (Standard on Cab builds)	\$117
200PB18	Headlights	\$267

	3CX-14 SUPER BACKHOE LOADER 2EG8	U.S. DOLLAR PRICE PAGES	F.O.B. SAVANNAH,	EFFECTIVE: JANUARY 1, 2018
---	---	----------------------------	---------------------	----------------------------------

OPTIONS: Continued	Back to Index
---------------------------	--

ADDITIONAL OPTIONS		
200RA05	750lb (340kg) Counterweight	\$933
200RA06	AutoPRE-HEAT	\$974
200RA20	Exterior Mirrors (2)	\$184
200RA36	Seat Headrest	\$83
200RA37	Seatbelt (3in)	\$88
200RA57	Front Fenders	\$450
200RA59	Stabilizer Ram Guards - Centermount	\$590
200RA77	LED Worklights	\$1,104

	3CX-14 SUPER BACKHOE LOADER 2EL2	U.S. DOLLAR PRICE PAGES	F.O.B. SAVANNAH, GA	EFFECTIVE: JANUARY 1, 2018
---	---	----------------------------	------------------------	-------------------------------

NEW FACTORY BUILT CUSTOM ORDERS: ESSENTIAL CODES [Back to Index](#)

BASE MACHINE (E)

2EL2	3CX-14 SUPER, 4WD, 2WS, 109hp T4F, 14ft Centermount Backhoe with ExtraDig Extending Dipper. 150A Alternator, 400lbs Counterweight. Includes 2 Spool Loader Valve, Flipover Feet, Interior Mirror, Front and Rear Worklights, Battery Isolator, Toolbox and Automate (AutoCheck, Autoldle, AutoDrive and AutoThrottle) and Telescopic Steering Wheel.	\$89,879
------	--	----------

MODEL PACK: (E)

200AM13	3CX-14 Super 109hp CM Model Pack, Easy Controls	\$0
---------	---	-----

TIRES and TRANSMISSIONS: (E)

200B4BF	Michelin XMCL 340/80-18 & 440/80-28 includes Powershift Transmission with LSD & TorqueLock, 4WD/2WS	\$11,088
200B4BJ	Michelin XMCL 340/80-18 & 440/80-28 includes Autoshift Transmission with LSD & TorqueLock, 4WD/2WS	\$12,932
200B7UF	Galaxy Industrial 14-17.5-10 & 19.5L-24-12 includes Powershift Transmission with LSD & TorqueLock, 4WD/2WS	\$9,246
200B7UJ	Galaxy Industrial 14-17.5-10 & 19.5L-24-12 includes Autoshift Transmission with LSD & TorqueLock, 4WD/2WS	\$11,088
200B7VE	Galaxy Industrial 12.5-18-10 & 21L-24-10 includes Powershift Transmission with LSD, 4WD/2WS	\$6,942
200B7VF	Galaxy Industrial 12.5-18-10 & 21L-24-10 includes Powershift Transmission with LSD & TorqueLock, 4WD/2WS	\$7,863
200B7VJ	Galaxy Industrial 12.5-18-10 & 21L-24-10 includes Autoshift Transmission with LSD & TorqueLock, 4WD/2WS	\$9,516

CAB/CANOPY: (E)

200CF20	Canopy, Vinyl Suspension Seat	\$3,882
200CF22	Cab with A/C, Cloth Suspension Seat. Includes 110v Engine Block Heater.	\$15,586

ENCLOSURE CONTROLS: (E)

200DE42	Canopy, LIVELINK	\$0
200DE48	Cab, LIVELINK	\$0

BACKHOE PIPEWORK: (E)


200EJ46	No Auxiliary Pipework	\$0
200EJ47	Hammer Pipework	\$2,975
200EJ48	Hammer/Bi-Directional Pipework	\$5,307
200EJ49	Hydraulic Thumb (Not For Quick Hitch Use)	\$11,588
200EJ50	Hydraulic Thumb (For Quick Hitch Use)	\$11,588

LOADER PIPEWORK: (E)


200FD98	No Loader Pipework. Includes Return To Dig (RTD) & Auto SRS	\$0
200FD99	5/8 Loader Pipework, Return To Dig (RTD), Auto SRS, 3 Spool Float & Reset	\$1,051
200FE04	5/8 Loader Pipework, Return To Dig (RTD), Auto SRS, 3 Spool, Float, Reset for Bi-Directional Circuit.	\$1,051

TERRITORY PACKS (E)

200GA29	English Territory Pack	\$0
200GA36	English Territory Pack For Use with Thumb	\$0
200GA43	French Territory Pack	\$0
200GA50	French Territory Pack For Use with Thumb	\$0
200GA57	Spanish Territory Pack	\$0


	3CX-14 SUPER BACKHOE LOADER 2EL2	U.S. DOLLAR PRICE PAGES	F.O.B. SAVANNAH, GA	EFFECTIVE: JANUARY 1, 2018
---	---	----------------------------	---------------------	-------------------------------

OPTIONS:		Back to Index
BACKHOE QUICK HITCH OPTIONS (Must order both HA and HD codes)		
200HA50	Mechanical Quick Hitch with 1 Ton Shackle	\$2,142
200HA90	Hydraulic Excavator Quick Hitch with Lifting Kit and 5T Shackle	\$4,435
200HA91	Hydraulic Excavator Quick Hitch (HMR/BI-DI) with Lifting Kit and 5T Shackle	\$4,435
200HD85	Code Required For Excavator Quickhtes	\$0
LOADER BUCKETS		
200JA61	Q-Fit Tool Carrier Quick Hitch	\$2,977
200JA78	Direct Mount 6-in-1 Multipurpose Loader Bucket, 92in (2350mm), 1.3yd3 (1.0m3). Standard Duty with Bolt on Cutting Edge.	\$6,424
200JA80	Direct Mount 6-in-1 Multipurpose Loader Bucket, 96in (2438mm), 1.6yd3 (1.3m3) Standard Duty with Bolt on Cutting Edge.	\$7,310
200JA82	Direct Mount General Purpose Loader Bucket, 92in (2350mm), 1.4yd3 (1.1m3), Heavy Duty with Bolt on Cutting Edge.	\$2,769
200JA85	Q-Fit Hitch and General Purpose Loader Bucket: Includes Q-Fit Toolcarrier + 92in (2350mm), 1.4yd3 (1.1m3) Standard Duty with Bolt on Cutting Edge	\$5,806
200JA86	Q-Fit General Purpose Loader Bucket: Includes Q-Fit Toolcarrier, 96in (2438mm), 1.6yd3 (1.3m3) Standard Duty with Bolt on Cutting Edge.	\$6,407
200JA87	Q-Fit 6-in-1 Multipurpose Loader Bucket: Includes Q-Fit Toolcarrier, 92in (2350mm), 1.3yd3 (1.0m3) Standard Duty with Bolt on Cutting Edge.	\$9,458
200JA88	Direct Mount General Purpose Loader Bucket 92in (2350mm), 1.4yd3 (1.1m3) Heavy Duty with Bolt on Cutting Edge for use with Thumb	\$3,314
LOADER BUCKET OPTIONS		
200KA10	Q-Fit Mounted Fork Frame and 48in Forks.	\$2,469
BACKHOE BUCKET OPTIONS		
200MA36	Excavator Bucket Pivot Pin Set	\$151
200MA48	Backhoe Bucket - 12in (300mm) Heavy Duty 3 Teeth	\$1,098
200MA49	Backhoe Bucket - 18in (450mm) Heavy Duty 4 Teeth	\$1,298
200MA50	Backhoe Bucket - 24in (600mm) Heavy Duty 4 Teeth	\$1,298
200MA51	Backhoe Bucket - 24in (600mm) Heavy Duty 5 Teeth	\$1,461
200MA52	Backhoe Bucket - 30in (750mm) Heavy Duty 5 Teeth	\$1,775
HAND HELD TOOL CIRCUITS		
200NA27	9M Hose Reel with Hand Held Tool Circuit	\$4,660
200NA29	9M Hose Reel with Hand Held Tool Circuit For Use with Bi-Directional	\$4,660
VEHICLE ELECTRICAL OPTIONS		
200PB01	Rotating Amber Beacon	\$197
200PB05	110v Engine Block Heater For Canopy (Standard on Cab builds)	\$117
200PB18	Headlights	\$267

	3CX-14 SUPER BACKHOE LOADER 2EL2	U.S. DOLLAR PRICE PAGES	F.O.B. SAVANNAH,	EFFECTIVE: JANUARY 1, 2018
---	---	----------------------------	---------------------	----------------------------------

OPTIONS: Continued	Back to Index
---------------------------	-------------------------------

ADDITIONAL OPTIONS		
200RA05	750lb (340kg) Counterweight	\$933
200RA06	AutoPRE-HEAT	\$974
200RA20	Exterior Mirrors (2)	\$184
200RA36	Seat Headrest	\$83
200RA37	Seatbelt (3in)	\$88
200RA57	Front Fenders	\$450
200RA59	Stabilizer Ram Guards - Centermount	\$590
200RA77	LED Worklights	\$1,104

	<p align="center">3CX-14 SUPER BACKHOE LOADER 2EP9</p>	<p align="center">U.S. DOLLAR PRICE PAGES</p>	<p align="center">F.O.B. SAVANNAH, GA</p>	<p align="center">EFFECTIVE: JANUARY 1, 2018</p>
---	---	---	---	--

NEW FACTORY BUILT CUSTOM ORDERS: ESSENTIAL CODES [Back to Index](#)

BASE MACHINE (E)

2EP9	3CX-14 SUPER, 4WD, 2WS, 109hp T4F, 14ft Centermount Backhoe with ExtraDig Extending Dipper. 150A Alternator, 400lbs Counterweight. Includes 2 Spool Loader Valve, Flipover Feet, Interior Mirror, Front and Rear Worklights, Battery Isolator, Toolbox and Automate (AutoCheck, Autoldle, AutoDrive and AutoThrottle) and Telescopic Steering Wheel.	\$92,454
------	--	----------

MODEL PACK: (E)

200AM25	3CX-14 Super 109hp CM Model Pack, Advanced Easy Controls	\$0
---------	--	-----

TIRES and TRANSMISSIONS: (E)

200B6RF	Michelin XMCL 340/80-18 & 440/80-28 includes Powershift Transmission with LSD & TorqueLock, 4WD/2WS	\$11,088
200B6RJ	Michelin XMCL 340/80-18 & 440/80-28 includes Autoshift Transmission with LSD & TorqueLock, 4WD/2WS	\$12,932
200B9YF	Galaxy Industrial 14-17.5-10 & 19.5L-24-12 includes Powershift Transmission with LSD & TorqueLock, 4WD/2WS	\$9,246
200B9YJ	Galaxy Industrial 14-17.5-10 & 19.5L-24-12 includes Autoshift Transmission with LSD & TorqueLock, 4WD/2WS	\$11,088
200B9ZF	Galaxy Industrial 12.5-18-10 & 21L-24-10 includes Powershift Transmission with LSD & TorqueLock, 4WD/2WS	\$7,863
200B9ZJ	Galaxy Industrial 12.5-18-10 & 21L-24-10 includes Autoshift Transmission with LSD & TorqueLock, 4WD/2WS	\$9,707

CAB/CANOPY: (E)

200CF34	Canopy, Vinyl Suspension Seat	\$3,882
200CF36	Cab with A/C, Heated Air Suspension Seat. Includes 110v Engine Block Heater.	\$15,586

ENCLOSURE CONTROLS: (E)

200DE60	Canopy, LIVELINK	\$0
200DE66	Cab, LIVELINK	\$0

BACKHOE PIPEWORK: (E)

200EQ76	No Auxiliary Pipework	\$0
200EQ77	Hammer Pipework	\$2,975
200EQ78	Hammer/Bi-Directional Pipework, for Cab	\$5,307
200EQ79	Hydraulic Thumb (Not For Quick Hitch Use) for Cab	\$11,588
200EQ80	Hydraulic Thumb (For Quick Hitch Use) for Cab	\$11,588
200EY19	Hammer/Bi-Directional Pipework, for Canopy	\$5,307
200EY20	Hydraulic Thumb (Not For Quick Hitch Use) for Canopy	\$11,588
200EY21	Hydraulic Thumb (For Quick Hitch Use) for Canopy	\$11,588

LOADER PIPEWORK: (E)

200FE07	No Loader Pipework. Includes Return To Dig (RTD) & Auto SRS	\$0
200FE08	5/8 Loader Pipework, Return To Dig (RTD) Auto SRS, 3 Spool Float & Reset	\$1,051
200FE09	5/8 Loader Pipework, Return To Dig (RTD) Auto SRS, 3 Spool, Float, Reset for Bi-Directional Circuit.	\$1,051
200FF77	5/8 Loader Pipework, Return To Dig (RTD) Auto SRS, 3 Spool Float & Reset for Hammer Circuit.	\$1,051

TERRITORY PACKS (E)

200GA29	English Territory Pack	\$0
200GA36	English Territory Pack For Use with Thumb	\$0
200GA43	French Territory Pack	\$0
200GA50	French Territory Pack For Use with Thumb	\$0
200GA57	Spanish Territory Pack	\$0

	3CX-14 SUPER BACKHOE LOADER 2EP9	U.S. DOLLAR PRICE PAGES	F.O.B. SAVANNAH, GA	EFFECTIVE: JANUARY 1, 2018
---	---	----------------------------	---------------------	-------------------------------

OPTIONS:	Back to Index
-----------------	-------------------------------

BACKHOE QUICK HITCH OPTIONS (Must order both HA and HD codes)

200HA50	Mechanical Quick Hitch with 1 Ton Shackle	\$2,142
200HA92	Hydraulic Excavator Quick Hitch with Lifting Kit and 5T Shackle	\$4,435
200HA93	Hydraulic Excavator Quick Hitch (HMR/BI-DI) with Lifting Kit and 5T Shackle	\$4,435
200HD85	Code Required For Excavator Quickhtes	\$0

LOADER BUCKETS

200JA61	Q-Fit Tool Carrier Quick Hitch	\$2,977
200JA78	Direct Mount 6-in-1 Multipurpose Loader Bucket, 92in (2350mm), 1.3yd3 (1.0m3). Standard Duty with Bolt on Cutting Edge.	\$6,424
200JA80	Direct Mount 6-in-1 Multipurpose Loader Bucket, 96in (2438mm), 1.6yd3 (1.3m3) Standard Duty with Bolt on Cutting Edge.	\$7,310
200JA82	Direct Mount General Purpose Loader Bucket, 92in (2350mm), 1.4yd3 (1.1m3), Heavy Duty with Bolt on Cutting Edge.	\$2,769
200JA85	Q-Fit Hitch and General Purpose Loader Bucket: Includes Q-Fit Toolcarrier + 92in (2350mm), 1.4yd3 (1.1m3) Standard Duty with Bolt on Cutting Edge	\$5,806
200JA86	Q-Fit General Purpose Loader Bucket: Includes Q-Fit Toolcarrier, 96in (2438mm), 1.6yd3 (1.3m3) Standard Duty with Bolt on Cutting Edge.	\$6,407
200JA87	Q-Fit 6-in-1 Multipurpose Loader Bucket: Includes Q-Fit Toolcarrier, 92in (2350mm), 1.3yd3 (1.0m3) Standard Duty with Bolt on Cutting Edge.	\$9,458
200JA88	Direct Mount General Purpose Loader Bucket 92in (2350mm), 1.4yd3 (1.1m3) Heavy Duty with Bolt on Cutting Edge for use with Thumb	\$3,314

LOADER BUCKET OPTIONS

200KA10	Q-Fit Mounted Fork Frame and 48in Forks.	\$2,469
---------	--	---------

BACKHOE BUCKET OPTIONS


200MA36	Excavator Bucket Pivot Pin Set	\$151
200MA48	Backhoe Bucket - 12in (300mm) Heavy Duty 3 Teeth	\$1,098
200MA49	Backhoe Bucket - 18in (450mm) Heavy Duty 4 Teeth	\$1,298
200MA50	Backhoe Bucket - 24in (600mm) Heavy Duty 4 Teeth	\$1,298
200MA51	Backhoe Bucket - 24in (600mm) Heavy Duty 5 Teeth	\$1,461
200MA52	Backhoe Bucket - 30in (750mm) Heavy Duty 5 Teeth	\$1,775

HAND HELD TOOL CIRCUITS

200NA25	9M Hose Reel with Hand Held Tool Circuit	\$4,660
200NA26	9M Hose Reel with Hand Held Tool Circuit For Use with Bi-Directional	\$4,660

VEHICLE ELECTRICAL OPTIONS

200PB01	Rotating Amber Beacon	\$197
200PB05	110v Engine Block Heater For Canopy (Standard on Cab builds)	\$117
200PB18	Headlights	\$267

	3CX-14 SUPER BACKHOE LOADER 2EP9	U.S. DOLLAR PRICE PAGES	F.O.B. SAVANNAH,	EFFECTIVE: JANUARY 1, 2018
---	---	----------------------------	---------------------	----------------------------------

OPTIONS: Continued	Back to Index
---------------------------	-------------------------------

ADDITIONAL OPTIONS		
200RA05	750lb (340kg) Counterweight	\$933
200RA06	AutoPRE-HEAT	\$974
200RA20	Exterior Mirrors (2)	\$184
200RA36	Seat Headrest	\$83
200RA37	Seatbelt (3in)	\$88
200RA57	Front Fenders	\$450
200RA59	Stabilizer Ram Guards - Centermount	\$590
200RA68	AEC Canopy Adjustments	\$0
200RA77	LED Worklights	\$1,104