

# JCB | NORTH AMERICAN BACKHOE LOADER RANGE



HELPING YOU

**GET THE JOB DONE!**

## The Best Just Keeps Getting Better

At JCB, we've always had a reputation for building the best Backhoe Loader in the business. Today, thanks to the industry's most complete product offering, that reputation is more deserved than ever.

The success of the range comes from listening to our customers' specific needs and then developing our machines to provide the perfect solutions. From the 75Hp 2CX with a 12 foot dig depth to the 100HP 4CX with a 21 foot plus dig depth, we've got virtually every type of Backhoe Loader covered.

So no matter how big or small the job, JCB has the right machine for you.



# THE JCB BACKHOE LOADER



# THE MOST VERSATILE MACHINE ON THE JOB



# PRODUCT WALK-AROUND

## POWERTRAIN

- JCB designed and built powertrain, including engine, transmission and axles.
- Two JCB 444 turbo engines available 92HP or 100HP
- Three JCB transmissions available synchro-shuttle, Powershift and Autoshift with Torquelock
- JCB axles designed and built by JCB




## LOADER

- Highest lift capacity of any backhoe at 9231 lbs
- Parallel lift as standard on the 3CX and 4CX models
- Twin bucket rams for high bucket breakout forces
- High dump height of 9 foot

## BUCKETS

- Optional hydraulic quick hitch go aid in fast attachment changes
- High capacity loader buckets as standard to increase loader productivity
- Certified lifting hooks on the back of the buckets as standard
- Top edge parallel to cutting edge to assist operator place the bucket





## CAB

- Class leading operator comfort with quiet, spacious cab
- Ergonomically designed controls to reduce operator fatigue
- Air conditioning option available with 15 adjustable vents
- Cool box incorporated with machine fitted with air conditioning
- Large glass area to gives operator all around visibility

## BACKHOE

- High digging forces to high trenching output
- Extradig dipper options with easy to adjust slides
- Lifting hook on bucket link as standard
- Box design boom to protect hoses, pipes and cylinders

## HYDRAULICS

- Hydraulic Speed Control as standard, to enable operator gain extra control when needed.
- JCB built hydraulic cylinders throughout machine
- Optional JCB seat mounted precision controls which increase operator comfort

# FAST FACTS

## ICX Go-Anywhere Performance

- Superb maneuverability lets you operate in tight areas
- Wide choice of loader and backhoe attachments increases versatility
- Skidsteer and Backhoe all in one.
- Easy to operate due to the JCB Servo Skidsteer controls.





# FAST FACTS

## 2CX Series

### Big Machine Performance in a Compact Package

- Four-wheel steer offers excellent maneuverability and turf friendly
- ROPS/FOPS canopy or cab enhances operator safety and comfort
- 2CXU Utility Tractor comes with a category II, 3-point hitch and rear direct drive PTO as standard
- Exceptional digging performance from a compact machine
- All machines have an integral quick hitch to enable the operator to change attachments and efficiently.







# FAST FACTS

## 3C

Powerful yet economical

- 4-ram geometry provides excellent visibility to the loader
- Durable, heavy duty loader-arm design resists twisting when engaging pile
- High capacity, general purpose and 6-in-1 shovels are designed for maximum performance
- 3C-LL Landscape Loader incorporates a category II 3-point hitch—ideal for box blade applications.





## FAST FACTS

### 3CX Superior Backhoe Performance and Versatility

- 201° bucket rotation improves square-end trenching and material retention when loading
- Wide, stable work platform enhances digging performance
- Optional seat-mounted JCB Precision Controls minimize operator fatigue and maximize productivity
- Optional Extradig provides an additional 4 feet of dig depth
- Superb visibility enhances operator safety and performance during loader and backhoe operations
- Parallel lift maintains a level load during raise and lower cycles






## FAST FACTS

### 4CX


Exceptional maneuverability  
in all Conditions

- 4 equal-size tires and multiple steer modes on select models enhance jobsite maneuverability
- 3 transmission options maximize performance, with 'Torque Lock' available on Autoshift builds
- Smooth Ride System maximizes load retention and operator comfort
- JCB designed and built engines, transmissions and axles give added reliability and performance, even in the toughest of conditions



**JCB** ***TORQUELOCK***

JCB delivers the world's first fully automatic lock-up torque converter standard with the Autoshift transmission. 'Torque Lock' engages in top gears, eliminating torque converter slippage. When engaged, this key option dramatically reduces fuel consumption and decreases travel time.



## FAST FACTS

### 3CX and 4CX Deluxe Operator's Environment

- ROPS/FOPS cab and canopy maximize comfort and safety
- Ultra-quiet environment and low-effort controls minimize operator fatigue, enhancing operator performance
- Luxury seating keeps you comfortable all day long
- Exceptional 360° visibility enhances on-site safety
- Superb heating, ventilation and air conditioning keep operators comfortable all year round







# FAST FACTS

## Attachments to Meet Your Every Need

- Genuine JCB attachments for all types of backhoe loader needs
- Perfect match of attachments to Backhoe Loader's performance characteristics
- Top quality engineering ensure long attachment life
- Genuine JCB attachments expand the role of these already ultra-versatile machines



## Attachments



### GENERAL PURPOSE BUCKET

- JCB designed for maximum performance and durability
- Drilled to accept cutting edge or teeth
- Comprehensive range of sizes ranging from 1yd<sup>3</sup>-1.6yd<sup>3</sup>
- Direct mount or JCB Quickhitch compatible



### 6 IN 1 BUCKET

- Total versatility in all material handling duties from simple loading to precision grading
- Sizes ranging from 1yd<sup>3</sup>-1.6yd<sup>3</sup>
- Direct mount or JCB Quickhitch compatible
- Drilled to accept cutting edge or teeth



### QUICKHITCH WITH INTEGRATED FORKS

- Hydraulic quick coupler speeds up attachment changeover times and increases productivity on 3CX and 4CX models
- Flip over integrated fork design maximizes fork lift capacity
- Good visibility to loader attachment when forks are stowed



### LOADER QUICKHITCH

- Hydraulically operated loader quickhitch speeds up attachment changeover time on the 2CX - 4CX
- JCB designed for maximum compatibility and durability



### QUICK COUPLERS

- Enable quick interchange between backhoe attachments
- Options available on all backhoe loaders, from the 1CX to the 4CX



### HAMMERS

- JCB Hammermaster series incorporate high power ratings to ensure greater work speed
- Constant blow energy is maintained irrespective of hydraulic oil flow
- Versions available on 1CX through to 4CX models

# JCB | NORTH AMERICAN BACKHOE LOADER RANGE

## ICX



**ICX 8FT (2085)**

Skid steer backhoe with servo controls, 8ft. 4in. dig depth, 47 net HP, 1,345 lbs. loader lift, 13.4 gpm hydraulic flow. Optional 23.7 gpm high flow model available

## 2CX



**2CX 12FT (2125)**

4 wheel drive/4 wheel steer, 12ft dig depth, 69 net HP, 4,850 lbs loader lift



**2CX Utility (2125SU Utility Tractor)**

4 wheel drive/4 wheel steer, 3 pt. hitch, 69 net HP, 540 rpm 55 HP PTO, 4,850 lbs loader lift



**2CX Loader (2125SL Utility Loader)**

4 wheel drive/4 wheel steer, 69 net HP, 4,850 lbs. loader lift 1.0 cu. yd. loader capacity

## 3C



**3C 14FT (214e)**

2 or 4 wheel drive/2 wheel steer, 14ft. 4in.—18ft. 0in. dig depth, 90 net HP (Turbo), 6,750 lbs. loader lift



**3C 15FT (215E)**

2 or 4 wheel drive / 2 wheel steer, 16ft. 3in. — 20 ft. lin. dig depth, 90 net HP (Turbo), 6,750 lbs. loader lift



**3C LL (214e LL)**

2 wheel drive/4 wheel drive, 90 net HP, CAT 2 Three Point Hitch

## 3CX



**3CX 14FT (214)**

2 or 4 wheel drive/2 wheel steer, 14ft. 7in.—18ft. 6in dig depth, 90 HP (Turbo), 6,750 lbs. loader lift



**3CX 15FT (215)**

4 wheel drive / 2 wheel steer, 16ft. 3in.— 20ft. lin. dig depth, 97 net HP (Turbo), 9,231 lbs. loader lift



**3CX 17FT (217)**

4 wheel drive/2 wheel steer, 17ft. 7in.— 21ft. 6in. dig depth, 97 net HP (Turbo), 9,046 lbs. loader lift

## 4CX



**4CX 14FT (214S)**

4 wheel drive/4 wheel steer, 14ft. 7in.—18ft. 6in. dig depth, 97 net HP (Turbo), 9,231 lbs. loader lift



**4CX 15FT (215S)**

4 wheel drive/4 wheel steer, 16ft. 3in. — 20ft. lin. dig depth, 97 net HP (Turbo), 9,045lbs. loader lift,



**4CX 17FT (217S)**

4 wheel drive/4 wheel steer, 17ft. 7in.— 21ft. 6in. dig depth, 97 net HP (Turbo), 9,046lbs. loader lift,

**NEW FOR  
2007**

## JCB COMPACT BACKHOES

Fit into the tightest of spaces on your worksite without losing any of the power of a full-sized Backhoe. Perfect for the small contractor or the do-it-yourselfer, these economical machines will help you get the job done!

### MIDI CX



### MINI CX MARK II



# JCB | Helping you Get the Job Done!

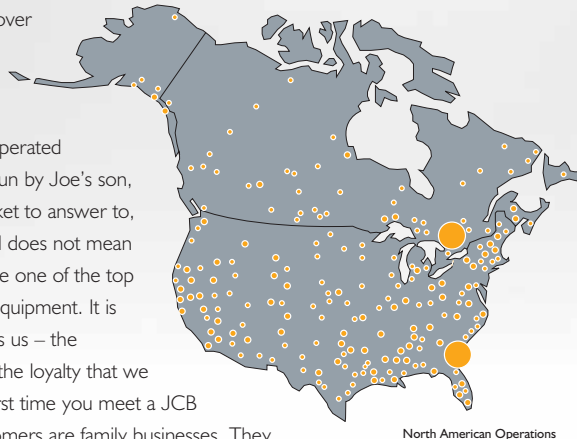


Mr. JCB 1916 - 2001



In 1945, Joseph Cyril Bamford (Mr. JCB) launched the construction and agricultural equipment manufacturing company that bears his initials. He began his business in a garage that measured 12 feet by 15 feet. The worldwide growth of the Backhoe Loader is due to Joe's pioneering work on perfecting this machine in those early days. In just 60 years since Joe founded JCB, the company has grown to employ over 4,000 people and produce over 160 different models of machinery on 5 continents.

JCB is a true family owned and operated business. Today, the company is run by Joe's son, Anthony Bamford. No stock market to answer to, just our customers. Family owned does not mean a small corporation. In fact, we are one of the top five in the world in construction equipment. It is the true sense of family that unites us – the dedication, the commitment and the loyalty that we hope is apparent from the very first time you meet a JCB representative. Many of our customers are family businesses. They know what it is like to run a family business, as they are unique and of a different breed. Common to us all is that we treat customers as people, not numbers. We react quickly to the customers' needs.



North American Operations

Of course, it is no use producing unique products if they do not meet the customers' needs. In this business, machines need the right back-up. Our World Wide Parts Center delivers parts 24/7. Our North American operation has two separate facilities – one at HQ in Savannah and one in Canada. With this in mind our aim is to provide the best customer support in the industry.

JCB machines are known for their style and quality. We have won many awards for quality all over the world. It is our attention to detail, the pride in our work, the desire to be different, the dedication to push ourselves to do better and never being content that drives us forward.

We do not want to be the biggest company in the world as there are already too many faceless corporations. We do however want to be the best. When a customer buys a JCB, we hope they feel like a part of our extended family. We will do everything in our power to make this choice the right one for them. To quote Joe Bamford, "the customer pays our wages". At JCB, we never forget this. Joe also believed that success came to those who worked hard and had a sense of urgency. A day never went by without hearing Joe say, "Time is Money", reminding us that this is as true for our customers as it is for JCB. You buy a JCB machine to get the job done.

JCB284 09/07



JCB Headquarters Savannah, 2000 Bamford Blvd, Pooler, GA 31322 Tel: (912) 447-2000 Fax: (912) 447-2299 www.jcb.com



HELPING YOU

**GET THE JOB DONE!**