

# LESSON



## Lazarus, Come Out

### GRACE

God has made us part of His family.

#### References

John 11:1-44; *The Desire of Ages*, pp. 524-536.

#### Memory Verse

"Jesus loved Martha and her sister and Lazarus" (John 11:5, NIV).

#### Objectives

##### The children will:

**Know** that Jesus loves and cares for everyone.

**Feel** certain that Jesus knows what is best in all situations.

**Respond** by deciding to trust Jesus in all things.

#### The Message



Jesus does what is best for us.

## Getting Ready to Teach

#### The Bible Lesson at a Glance

Mary, Martha, and Lazarus were Jesus' friends. One day Lazarus becomes ill, and his sisters send for Jesus, but Jesus doesn't come right away. Lazarus dies. When Jesus does come, He raises Lazarus back to life. Then Mary, Martha, and Lazarus are happy again, and everyone knows that Jesus is the Son of God.

#### ***This is a lesson about grace.***

By His grace Jesus brought Lazarus

back to life and restored him to his family. He does the same for us when we accept His gift of grace—He gives us new life and welcomes us into His family. Jesus does what's best for us. Sometimes it's not what we want, but His plan is best.

#### Teacher Enrichment

"But Christ had not only the loved ones at Bethany to think of; He had the training of His disciples to consider. . . . For their sake He permitted Lazarus to

# EIGHT

Program Outline			
LESSON SECTION	MINUTES	ACTIVITIES	MATERIALS NEEDED
<b>Welcome</b>	ongoing	Greet students at door; hear pleased/troubled	none
<b>1 Readiness Activities</b>	up to 10	A. <i>Wrapped Up</i> B. <i>Finger Puppets</i>	white toilet paper or sheet finger puppet pattern (see p. 87), paper, art supplies, scissors, tape
<b>* Prayer and Praise *</b>	up to 10	See page 83. <b>*Prayer and Praise</b> may be used at any time during the program.	
<b>2 Bible Lesson</b>	up to 20	Experiencing the Story	cool, moist cloth; closet or blanket and table; roll of toilet paper or sheet; finger puppets from Readiness B; Bible-times costumes; child actors
		Bible Study	Bible
		Memory Verse	Bible, finger puppets or marker
<b>3 Applying the Lesson</b>	up to 15	<i>For Your Best</i>	various pictures or objects, bag or box
<b>4 Sharing the Lesson</b>	up to 15	"Jesus Loves You the Best Way"	"Jesus Loves You the Best Way" heart pattern (see p. 87), paper, art supplies, crayons

die. Had He restored him from illness to health, the miracle that is the most positive evidence of His divine character would not have been performed.

"Had Christ been in the sickroom, Lazarus would not have died; for Satan would have had no power over him. . . . Christ knew that as they [Mary and Martha] looked on the dead face of their brother their faith in their Redeemer would be severely tried. But He knew that because of the struggle through which they were now passing their faith would shine forth with far greater power. He suffered every pang of sorrow that

they endured. He loved them no less because He tarried; but He knew that for them, for Lazarus, for Himself, and for His disciples, a victory was to be gained" (*The Desire of Ages*, p. 528).

"Christ did not weep for Lazarus; for He was about to call him from the grave. He wept because many of those now mourning for Lazarus would soon plan the death of Him who was the resurrection and the life" (*The Desire of Ages*, p. 533).

## Room Decorations

Continue with the Israelite home from last week.

# Teaching the Lesson

## Welcome

Welcome children at the door. Ask how their week has been—what they are pleased/troubled about. Listen to last week's memory verse and encourage them to share any experiences from last week's lesson study. Have them begin the readiness activity of your choice.



## Readiness Activities

Select the activity most appropriate for your situation.

### A. Wrapped Up

Let the children take turns wrapping each other from head to toe. Be careful that this is not done so tightly as to cut off breathing.

#### Debriefing

Allow response time as you ask: **What did you think about being wrapped up this way? What did you like best about it? least? Did you know that there are stories in the Bible in which people wrapped others like this? Today our story is about a man who was wrapped in cloth. His sisters were sad. But Jesus knew something they didn't know. Today's message is:**



Jesus does what is best for us.

Say that with me.

#### You Need:

- ☐ rolls of white toilet paper or sheet

### B. Finger Puppets

Prepare in advance a copy of the finger puppet pattern (see page 87) for each child. To complete this activity faster, cut out the finger puppets and holes for fingers before the children arrive. Let each child color three of the finger puppets to be Mary, Martha, and Lazarus. Tape to fit fingers. They will use these for the memory verse.

#### Debriefing

Allow response time as you ask: **What are the names of your puppets? Show me how to make them move. Mary, Martha, and Lazarus were real people, a brother and two sisters. Today our story is about them. Mary and Martha were sad, but Jesus knew what to do. Today's message is:**



Jesus does what is best for us.

Say that with me.

#### You Need:

- ☐ finger puppet pattern (see p. 87)
- ☐ paper
- ☐ crayons or markers
- ☐ scissors
- ☐ tape

## PRAYER AND PRAISE



### Fellowship

Report the students' joys and sorrows (pleased and troubled) as reported to you at the door (as appropriate). Allow time for sharing experiences from last week's lesson study, and review the memory verse. Acknowledge any birthdays, special events, or achievements. Give a special warm greeting to all visitors.

### Suggested Songs

"God Is So Good" (*Little Voices Praise Him*, no. 88)

"Jesus Loves Me" (*Little Voices Praise Him*, no. 102)

"Sad or Glad" (*Little Voices Praise Him*, no. 271)

"A Friend of Jesus" (*Little Voices Praise Him*, no. 254)

### Mission

Say: **God has many ways of giving the best to His family. One way is to send missionaries around the world to tell others about Him. We'll hear a story today about (name from mission quarterly), who is a missionary for God.** Use a story from *Children's Mission*.

### Offering

Say: **We can always trust God to give us just what we need. When we bring our offering to Sabbath School, we are sharing part of what God has given us with others.**

### Prayer

Say a simple prayer such as: **Dear Jesus, please help us to trust You, no matter what. Thank You for always doing what's best for us. Amen.**

\*Prayer and Praise may be used at any time during the program.

2

## Bible Lesson

### Experiencing the Story

#### You Need:

- ☐ cool, moist cloth
- ☐ closet or blanket and table
- ☐ roll of toilet paper or a sheet
- ☐ finger puppets from Readiness B (optional)
- ☐ Bible-times costumes
- ☐ child actors

*Prepare in advance a cool, moist cloth, a cave (use a closet or a blanket draped over a table), finger puppets (optional), and toilet paper. Ask for volunteers to be Mary, Martha, Lazarus, and Jesus. Lazarus can lie on the floor, with Mary and Martha sitting nearby in front of the children as you tell the story.*

#### Read or tell the story.

Mary looked at her sister, Martha, with frightened eyes. "I wish Jesus were here," she said softly. "If Jesus were here, He would heal our brother, Lazarus."

Martha squeezed the cool water out of the cloth and laid it on Lazarus's forehead. *[Place cloth on "Lazarus."]* They were very sad. So the sisters agreed: "Let's send a message to Jesus and ask Him to come make our brother well."

While they were waiting for Jesus, they did everything they could to help Lazarus get well. But he grew weaker and weaker. And then Lazarus died. His sisters wrapped him in burial cloths and laid him in a cave. *[Let the children help wrap the volunteer in toilet paper or a sheet; then carry him into the "cave."]*

Many friends came to comfort Mary and Martha and cry with them. Everyone was very, very sad. Everybody would miss Lazarus very much. *[Children make crying, sad noises.]*

"Where is Jesus?" Mary wailed. *[Mary stands up and cries.]* "Why didn't He come and heal our brother? He healed so many other people. If He had been here, He would have healed Lazarus, too!"

But Jesus had not hurried to Lazarus' house as the disciples thought He would.

For two days He continued healing and helping other people. When Jesus finally went to see Mary and Martha, Martha cried, "Lord, if You had been here, my brother would not have died!"

Jesus comforted Martha when He said, "Your brother will rise and live again."

Everyone followed as Martha and Mary led Jesus to the cave where Lazarus was buried. A big stone blocked the entrance. Jesus stopped. Then suddenly Jesus said, "Roll the stone away." Martha ordered the servants to roll the stone away because that is what Jesus said to do. *[Children can open the closet door or lift the blanket from the table.]*

*[Ask children to fold hands and bow heads for Jesus' prayer.]* "Father," Jesus prayed, "I thank You that You hear Me. I know that You always hear Me. But I am saying these things out loud because I want all these people here to know that You sent Me."

Then Jesus shouted, "Lazarus, come out!" *["Lazarus" comes out of the "cave."]*

"Look!" someone shouted, pointing to the cave.

Lazarus was there in the doorway! He was standing up! He was coming out, just as Jesus had commanded! Lazarus was alive again!

"Take the burial clothing off him," Jesus said. *[Children remove wrapping.]*

Mary and Martha were so happy, they ran to hug Lazarus. *[Mary and Martha hug Lazarus.]* Everyone watching knew now that Jesus was God's holy Son.

The disciples finally knew why Jesus had not rushed to heal Lazarus. He had a better plan in mind, a very special plan to show all the people that He really, truly was the Son of God. We can always trust Jesus to do what is best—best for others and best for us.

### Debriefing

Allow response time as you say:  
**Why were Mary and Martha upset at Jesus? What was He doing during that time? What do you think Lazarus thought about when Jesus made him alive again?**

**What did Mary, Martha, and the other people know about Jesus after He brought Lazarus back to life?**

**Which part of the story do you like best? Jesus always knows what is the best thing to do. And that reminds me of our message:**



Jesus does what is best for us.

Say that with me.

### Bible Study

Open your Bible to John 11:1-44. Point to the text and say: **Here is where we find today's story in God's Word, the Bible.** Read verses 38-44 aloud, paraphrasing as necessary.

#### You Need:

- ☐ Bible

### Debriefing

Allow response time as you ask: **How did Jesus feel about Lazarus? What do we learn about Jesus when we hear this story? Our message tells us:**



Jesus does what is best for us.

Say that with me.

### Memory Verse

Turn to John 11:5. Hold the Bible so the children can see the verse.

Say: **This is where our memory verse is found in God's Word, the Bible.** Read the text aloud. **"Jesus loved Martha and her sister and Lazarus" (John 11:5, NIV).**

Have the children put their finger puppets on their hands (if made in Readiness Activity B), or with a pen or washable marker, help them draw a simple face on each of three of their fingers. Help them do the following actions as they learn the memory verse:

#### You Need:

- ☐ Bible
- ☐ finger puppets (made in Readiness Activity B) or marker

**"Jesus**  
ward.

Point up-

**loved**

Hug self.

**Martha**

Show Martha puppet or finger.

**and her sister**

Show Mary puppet or finger.



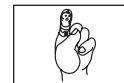
**and Lazarus."**

Show Lazarus puppet or finger.



**John 11:5**

Palms together, then open.



Repeat several times until the children know the verse.

# 3

## Applying the Lesson

### For Your Best

#### You Need:

- ☐ various pictures or objects (see activity)
- ☐ bag or box

Have in a bag or box pictures or items that represent things that children don't like but that their parents give or do to them because they know it is best (vegetable, toothbrush, medicine bottle, time-out/spanking, bike helmet, life jacket, going to bed, etc.).

Say: **Sometimes our parents make us eat, wear, or do things that we don't like. Why do they do this? Because they love us, and it is best for us. Let's see what I have in my bag that might be like that.** Ask for volunteers to take a picture or item out of your bag or box and tell you what it could represent.

### Debriefing

Allow response time as you ask: **Does Jesus always answer your prayers just as you want? Sometimes He answers our prayers quickly. Other times He answers later or works things out in a way different from what we asked. Sometimes we don't get what we want because it's not best for us.**

**Jesus knows what is best for us. We can trust Him because He loves us. Do you trust Jesus to do what's best for you? Let's say our message together:**



Jesus does what is best for us.

# 4

## Sharing the Lesson

### "Jesus Loves You the Best Way"

#### You Need:

- ☐ "Jesus Loves You the Best Way" heart pattern (see p. 87)
- ☐ paper
- ☐ art supplies
- ☐ crayons

For each child, prepare in advance the heart pattern (see page 87) that says "Jesus Loves You the Best Way." Allow them to color and decorate the heart and cut it out.

### Debriefing

Allow response time as you

ask: **Can you trust Jesus to do what's best for you? What does the heart say? Take your heart home and share it with someone as you tell them about Jesus and Lazarus. Tell them that Jesus loves them just as He loved Lazarus. Let's say our message together one last time:**






Jesus does what is best for us.

### Closing

Pray a simple, short prayer such as: **Dear Jesus, please help us to always trust You to do what's best for us. Amen.**

**Finger Puppets**  
**Lesson 8 - Readiness Activity B**



**“Jesus Loves You the Best Way”**  
**Lesson 8 - Sharing the Lesson**





STUDENT LESSON

# Lazarus, Come Out

## References

John 11:1-44;  
*The Desire of Ages*,  
 pp. 524-536

## Memory Verse

"Jesus loved  
 Martha and  
 her sister and  
 Lazarus" (John  
 11:5, NIV).

## The Message

Jesus does  
 what is best  
 for us.

*Has someone you love been sick—so sick that they died? The Bible tells about two sisters who didn't want their brother to die. They wanted Jesus to help him.*

Mary looked at her sister, Martha, with frightened eyes. "I wish Jesus were here," she said softly. "He could heal our brother, Lazarus."

Martha squeezed the cool water out of the cloth and laid it on Lazarus' forehead. "Let's send a message to Jesus," the sisters agreed. "Let's ask Him to come."

Martha's servant found Jesus and told Him that His friend Lazarus was terribly sick. But Jesus didn't hurry to Lazarus' house. He stayed in the town where He was teaching for two more days.

Mary and Martha sat beside their brother's bed. They did everything they could to make him feel better. But nothing seemed to help. Soon Lazarus died.

Mary and Martha cried bitterly. "Where is Jesus?" Mary wailed. "If He had been here, He would have healed Lazarus!"

Jesus and His disciples set off for Lazarus' house. When Jesus arrived, Martha cried, "Lord, if You had been here, my brother would not have died!"

Jesus spoke kindly. "Your brother will live again," He said. "Where did you bury him?"

Mary and Martha led Jesus to the

cave where Lazarus was buried. A big stone blocked the grave. Jesus said, "Roll the stone away."

"Lord! Lazarus has been dead for four days!" Martha exclaimed, because she knew the body would smell. But she ordered the servants to roll the stone away.



Jesus looked up to heaven. "Father," He prayed, "I know that You always hear Me. But I am saying these things out loud because I want all these people here to know that You sent Me." Then Jesus shouted, "Lazarus, come out!"

Everybody gasped. What was Jesus doing? "Look!" someone shouted, pointing to the cave.

Lazarus stepped out of the cave, just as

Jesus had commanded! Lazarus was alive again!

"Take the burial clothing off him," Jesus said.

Mary and Martha ran to meet Lazarus. And they cried tears of joy.

The disciples now knew why Jesus had not rushed to heal Lazarus. He had had a very special plan to show people that He really, truly was the Son of God.

Jesus has a plan for our lives, too. We can trust Him to do what is best for us.

# Do and Say

## Sabbath

Each day this week, read the lesson story together, and use the following motions to review the memory verse.

**"Jesus** . . . . . Point upward.  
**loved** . . . . . Hug self.  
**Martha** . . . . . Hold up a finger.  
**and her sister** . . . . Hold up another finger.  
**and Lazarus."** . . . . Hold up another finger.  
**John 11:5** . . . . . Palms together, then open.

## Sunday

Talk about or look at things you have your child do or eat that are best for them even though they don't like to (wear a bike helmet, eat vegetables, go to bed on time, etc.). Talk about how Jesus does what's best for us, even though it may not be what we want.

Thank Jesus for loving you and doing what's best for your family.



## Monday

Help your child share with someone the heart made in Sabbath School. (Or make a paper heart, decorate it, and write the words "Jesus Loves You the Best Way.") Tell the story of Lazarus' healing as they share.

Ask Jesus to help you trust Him to know what's best for you.

## Tuesday

Take your child to a cemetery. Remind them that Jesus made Lazarus alive again. Talk about what it will be like when Jesus comes back and makes people alive again! (See 1 Thessalonians 4:16, 17.)



## Wednesday

Sing "With Jesus in the Family" together. Count the children in your family. Ask: "How many were in Lazarus' family?"

Tell your child about a time Jesus did what was best for you, even though you didn't see it at the time.

## Thursday

Help your child say the memory verse, but put your family names in the verse ("Jesus loves [name], [name], [name], and [name].") Ask: "Are you glad you are part of God's big family?"

## Friday

Help your child act out the Bible story with your family. Make a cave under a big table. Use a damp cloth for the forehead of "Lazarus" and some other cloth to wrap "Lazarus." Who will be Lazarus? Who will be Jesus?

Read the story again from John 11:1-44.