

Jesus Is Tempted

Jesus Defeats Satan
Lesson 1

Lesson Objectives

- The children will tell one way that Jesus resisted Satan's temptations.
- The children will state that Jesus relied on God's word.
- The children will state one way they can rely on God's word to do what is right.

Lesson Text

Matthew 4:1-11

Scripture Memory Verse

Jesus answered, "It is written: 'Man does not live on bread alone, but on every word that comes from the mouth of God.'"

Matthew 4:4

Lesson Plan

Greeting and Registration

Preclass Activity: Daily Bread

Welcome and Singing


Centers:

Bible Story: Hungry for God

Craft: Hero Sandwich

Scripture Memory: Every Word

NOTE: Allow time for a snack.



Jesus Is Tempted

Daily Bread

The children will preview this week's Bible Story as they make a collage with pictures of different kinds of bread.

Materials

For each child:

- construction paper, 9" x 12"
- glue stick
- crayons or markers
- scissors

For the teacher:

- magazines with pictures of different kinds of bread
- scissors

Reproducible Pages:

- Page A, 1 copy for each child

Preparation

1. Cut out the scripture text boxes from the copies of Reproducible Page A.
2. Cut out pictures of different kinds of bread from the magazines.
3. Make a sample to show the children.


Instructions

1. Greet the children as they arrive. Tell them that in today's lesson they will learn how Jesus resisted temptation by using God's word. Show them the sample collage you prepared. Explain that in this activity, they will make a collage of pictures of bread to help them understand that we need God's word as much as we need our daily bread.
2. Distribute the text boxes you prepared, construction paper, glue sticks, crayons, scissors and magazines. Have the children use the pictures you prepared or find additional ones.
3. Have them glue their scripture text boxes onto their construction paper and glue or draw the pictures of bread around it.
4. When they have finished their collage, have them color in the text from the scripture.
5. Circulate among the children to offer help and encouragement.

6. If you have samples of actual bread, display them for the children to see. Do not encourage the children to touch the bread if they will be eating it later. Ask the children what their favorite kind of bread is.
7. If appropriate, circulate among the children to offer samples of different kinds of bread.

Teacher Tips

- Bring in samples of different kinds of bread to show the children. Have it wrapped in clear plastic.
- Obtain parental permission to let the children eat some of the bread while doing this activity.
- Talk to a local bakery, grocer or outlet about obtaining pictures or posters of bread or providing samples.



B Jesus Is Tempted

S

Hungry for God

The children will tell the story of how Jesus relied on God's word to resist temptation.

Materials

For the teacher:

- picture of a very tall building
- 1 medium stone
- bread (in plastic wrap)
- globe or world map
- 1 large box
- extra Bibles

Preparation

1. Put the props in the box.
2. Practice presenting the Bible Story using the props.

Introducing the Bible Story

Open your Bible to Matthew 4. Tell the children that today's Bible Story comes from the New Testament book of Matthew and begins a new unit of lessons about how Jesus defeated Satan. Tell the children that Satan—or the devil—tries to make us do things that are wrong and that don't please God. Satan does this by tempting us or making us think that it is okay to do the wrong thing even though we know we should not. Read the following example of temptation to the children to introduce today's Bible Story:

Tony had to make a big decision. All his friends wanted to go walking along the railroad tracks behind their school. Tony's parents told him to never walk on the tracks because it is very dangerous. Tony's friends told him not to be a baby. They said that his parents would never find out. They said he should lie and tell them he would be staying after school. Tony would really like to go with his friends—but he knows that his parents would be deeply hurt and upset if he disobeyed them or lied to them.

- *What is Tony being tempted to do?* (walk along the railroad tracks; disobey his parents; lie to his parents)
- *What is the right thing for Tony to do?* (obey his parents; tell the truth; not go with his friends)

- *What would happen if Tony went with his friends?* (disobey his parents; maybe get hurt)
- *What would happen if Tony did not go with his friends?* (he could feel very good about obeying his parents and pleasing God; his friends might be upset with him)
- *Have you ever been in a situation where you were tempted this way?* (Take a few responses.)

Hungry for God

You may not realize it but Jesus was also tempted to disobey his father, God. The devil knew that Jesus loved God very much. The devil wanted Jesus to disobey God, so he told Jesus to do things that were wrong. Each time that the devil tempted Jesus, Jesus remembered God's word and did not sin. He resisted Satan's temptations—which means that he obeyed God and did what was right and pleased God instead of disobeying. Today, we will hear about a time when the devil tempted Jesus three times—and each time, Jesus relied on God's word and resisted the devil. Tell the children that you will read what happened between Jesus and the devil in Matthew 4:1-11 and then ask them questions along the way. Tell the children to hold up their Bibles every time they hear Jesus say, "It is written."

Then Jesus was led by the Spirit into the desert to be tempted by the devil. After fasting forty days and forty nights, he was hungry.

- *Jesus was led by the Holy Spirit into the desert to fast. What does it mean to fast?* (to go without eating for a time so that you can focus on God and on prayer)
- *After forty days, Jesus was hungry. What happens when you go for a long time without eating? How do you feel?* (weak, tired, headache, stomachache, dizzy)

The tempter came to him and said, "If you are the Son of God, tell these stones to become bread."

Jesus answered, "It is written: (Have the children hold up their Bibles.) 'Man does not live on bread alone, but on every word that comes from the mouth of God.'"

B

O

L

R

E

Y



Jesus Is Tempted

- *The tempter came to Jesus. Who is the "tempter"?* (the devil, Satan)
- *What did the devil say to Jesus?* (refer to text above) Hold up the stone and the bread. Explain that Satan wanted Jesus to turn a stone into bread. *The devil tried to trick Jesus into proving that he was the Son of God. Jesus knew that the devil wanted Jesus to forget about obeying God and focus on himself.*
- *How would you feel if someone tried to trick you into doing something bad to prove who you are. For example, imagine if someone came to you and said: "If your father really is who he says he is, then steal something of his that has his name on it to prove it." (Take a few responses.) You might feel tempted to want to prove it, but you know that your father would not want you to do it that way. This was how Satan tried to tempt Jesus.*

Then the devil took [Jesus] to the holy city and had him stand on the highest point of the temple. (Show the children the picture of the tall building.) "If you are the Son of God," he said, "throw yourself down." Jesus answered him, "It is also written: (Have the children hold up their Bibles.) 'Do not put the Lord your God to the test.'"

Once again, the devil challenged Jesus to prove that he was the Son of God by throwing himself off a high place and having God's angels rescue him. Jesus knew that he was the Son of God and so did the devil. If Jesus agreed to do what Satan asked, he would have used his power for the wrong thing. Jesus told the devil God's word and resisted the devil's temptation.

- *What would you do if someone said: "If your father is really a fireman, set your house on fire and let him come and put it out." Would you set fire to your house to prove that your father was a fireman? No. That would be terribly wrong. Jesus did not have to jump off a high place to prove that God was his father and could rescue him.*

Again, the devil took [Jesus] to a very high mountain and showed him all the kingdoms of the world and their splendor. "All this I will give you," he said, "if you will bow down and worship me."

Jesus said to him, "Away from me, Satan! For it is written: (Have the children hold up their Bibles.) 'Worship the Lord your God, and serve him only.'"

Then the devil left him, and angels came and attended him.

Hold up the globe. Satan took Jesus to a very high mountain and showed him all the kingdoms of the world. He told Jesus that he would give it all to Jesus if Jesus would bow down and worship him. Jesus told Satan to go away! Then he told Satan more of God's words. Finally, the devil left him alone and angels came to take care of Jesus.

- *How do you think you would feel if someone said to you: "I will give you all the money in the world and all the power in the world if you leave your family forever and never go back to them." (Take responses.) Jesus loved God too much to ever leave him to worship the devil. Jesus probably felt very angry when Satan said this to him so he told him to go away! Then he told him God's words and the devil left him alone.*

Share and Tell

Ask the children what Jesus did each time he was tempted. (He said, "It is written..." and spoke God's word to the devil.) Explain that any time we are tempted to do something wrong, we can think about Jesus and remember God's words. For example, when they are tempted to disobey their parents, they can remember Ephesians 6:1, "Children obey your parents." When they are tempted to complain or argue, they can remember Philippians 2:14, "Do everything without complaining and arguing." Ask the children if they can think of other verses that can help them to resist temptation. Close with a prayer thanking God for his word and for his help to resist temptation.

Teacher Tips

- Think of additional ways to enhance your presentation of this Bible Story.
- Share the extra Bibles with any children who did not bring one.



Jesus Is Tempted

Hero Sandwich

The children will make "sandwiches" reminding them of today's Bible Story.

Materials

For each child:

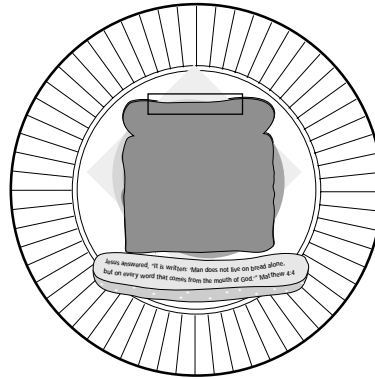
- 1 paper plate, 9"
- brown construction paper, 9" x 12"
- glue stick
- markers or crayons

For the teacher:

- scissors
- invisible tape
- variety of colored construction paper

Reproducible Pages:

- Page B, 1 copy for every 5 children



Preparation

1. Cut out the pickles from the copies of Reproducible Page B. Each child will need only one pickle. From one of the copies, cut out the bread stencil.
2. Trace and cut two slices of bread from brown construction paper for each child.
3. Make an assortment of "sandwich items" as follows:
 - A. To make cheese, cut 4" squares from yellow construction paper.
 - B. To make bologna, cut a 4" circle from pink construction paper.
 - C. To make salami, cut a 4" circle from red construction paper. Using a crayon, draw white dots on the circle.
 - D. To make turkey, cut a 4" circle from beige construction paper.
 - E. To make olive loaf, cut a 4" circle from pink construction paper. Cut four 1" circles from green construction paper.
 - F. To make lettuce, cut a 4" lettuce leaf shape from green construction paper.
 - G. To make tomato slices, cut a 3" circle from red construction paper. Using a red marker, draw an inner circle, sections and squiggly lines throughout the inner circle.

NOTE: Cut approximately three sandwich items for each child.

4. Make a sample of the craft for the children to see.

Instructions

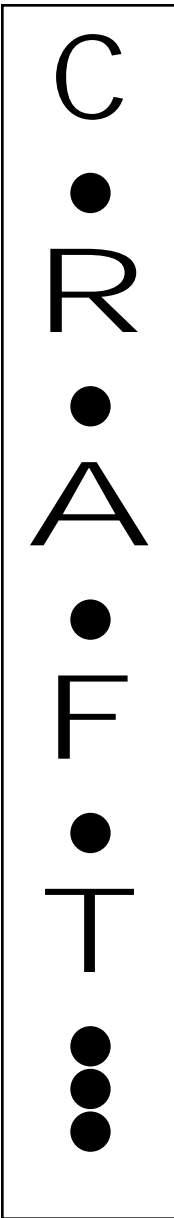
1. Introduce today's activity: *Today we are learning how Jesus used the Bible to help him say "no" to the devil.* Show the children your craft. Read the Scripture Memory Verse written in the pickle. *Just as we need bread we also need other nourishing types of foods such as meat and cheese. Jesus knows that the Bible is the best food for our souls! Just as it is important to eat food each day to stay healthy, it is also important to read the Bible every day to stay healthy in our souls. Today we will make hero sandwiches to remind us that true heroes are nourished by God's word!*
2. Distribute the paper plates, crayons, pickles and glue sticks. Have the children glue their pickles near the bottom edge of their plates. See Figure A.
3. Give the children one of their bread slices. Have them glue the bread to their plates above the pickles.
4. Have the children pick three of the sandwich items. Have them glue each item onto their bread. See Figure B.
5. Give the children their second slice of bread. Help them tape the bread to the top of their sandwiches. See Figure C.
6. Have the write their names on their plates, and color them.

Conclusion

Ask the children what their favorite food is. Tell them that God wants them to love his words as much—and more—than their favorite food! Close with a prayer for the children to love God's words.

Teacher Tips

- Stack and cut the construction paper to make the sandwich items quickly.
- If possible, use foam to make the bread or other sandwich items.



Jesus Is Tempted

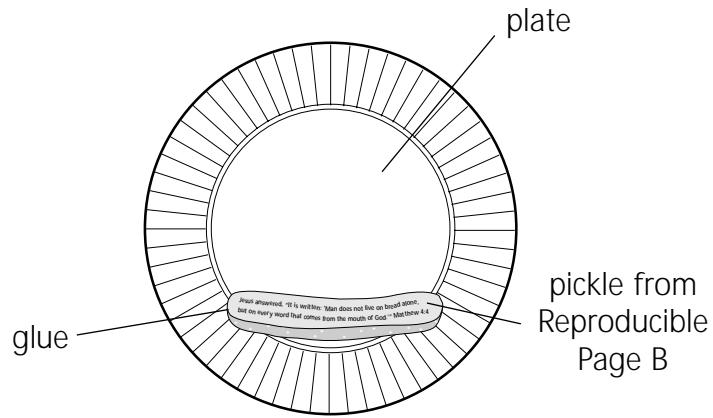


Figure A

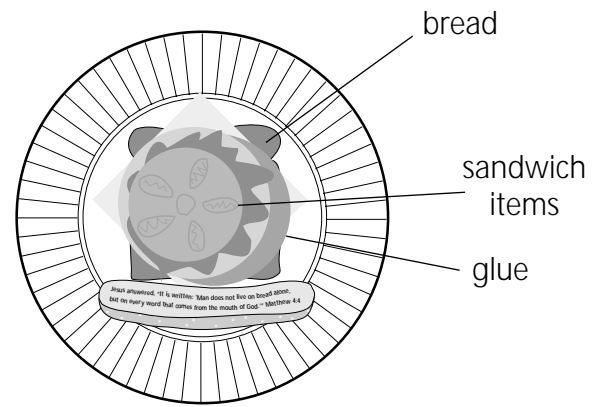


Figure B

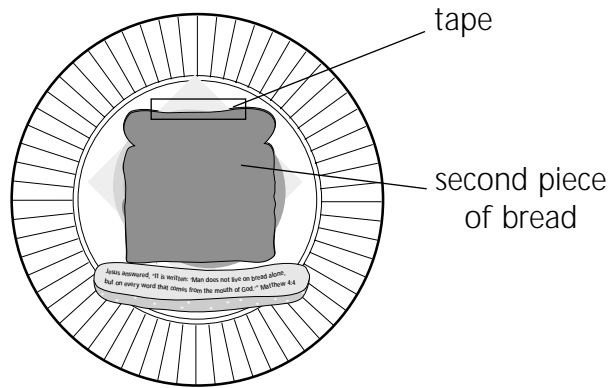


Figure C

Jesus Is Tempted

Every Word

The children will learn and memorize today's Scripture Memory Verse through this fun activity.

Scripture Memory Verse

Jesus answered, "It is written: 'Man does not live on bread alone, but on every word that comes from the mouth of God.'"

Matthew 4:4

Materials

For the teacher:

- scissors
- brown construction paper, 9" x 12"

Reproducible Pages:

- Page C, 1 copy for the teacher

Preparation

1. Glue your copy of Reproducible Page C onto the brown construction paper and then cut out the "slices."
2. Practice leading this activity.

NOTE: Reproducing Page C onto heavy brown paper will eliminate the need for gluing.

Instructions

1. Introduce today's activity: *Today you are learning that Jesus resisted the devil's temptations by relying on God's word. In your Scripture Memory Verse you will hear what Jesus said after the devil tempted him to turn some stones into bread. Jesus knew that the devil was trying to trick him into showing his power, so he told the devil this scripture from the Bible. Jesus knew that he needed God's words more than he needed bread—and he did not have to prove who he was to the devil because the devil already knew.*
2. Show the children the Scripture Memory Verse on the back of this Lesson Card. Read it to them three times, pointing to each word as they listen. Ask them to say it with you three more times, each time pointing to the words. Ask each child to stand next to you and say the verse together with you. Ask for volunteers to say the verse alone.

3. Show the children the scripture slices you prepared. Place the words of the verse in the correct order as you say it to the children. Repeat this and have them say the verse with you.
4. Distribute the slices among the children. Say the Scripture Memory Verse and have the children place the slices in the order of the verse as you say it. Do this again.
5. Collect and shuffle the slices. Distribute them again and have the children say the verse and place the slices as they say the words. Do this again.
6. Collect and shuffle the slices. Place them face down in front of the children. Have the children turn them over and place them in the correct order of the verse. Do this again.
7. Collect and shuffle the slices. Distribute them and have the children place the cards in the order of the verse, one on top of the other, as if making a "scripture sandwich." Do this again.

Conclusion

Explain to the children that God's word is very powerful and can help us resist—or say "no" to—the temptation to disobey. Tell the children that Jesus used God's word to remember what would make God happy. Each time that Jesus was tempted to sin he remembered and spoke God's word, which helped him not to sin.

Ask the children how it makes them feel to know that they can use God's word just like Jesus did to resist temptation and do what pleases God. Close with a prayer for the children to think about Jesus' words this week.

Teacher Tips

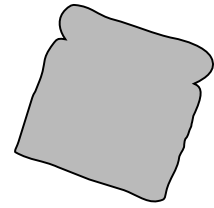
- Laminate the slices or cover with clear contact paper to make a more durable teaching material.

SCR
IPT
URE
MEM
ORY




Jesus Is Tempted


SCR
IPT
URE
MEM
ORY




Jesus answered,



"It is written: 'Man does not

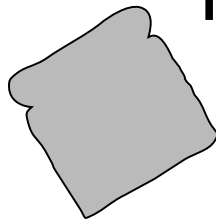


live on bread alone,

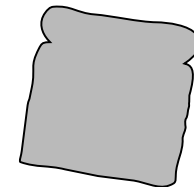


but on every word that comes

from the mouth of God.'"



Matthew 4:4



Jesus Is Tempted

Lesson Objectives

- The children will tell one way that Jesus resisted Satan's temptations.
- The children will state that Jesus relied on God's word.
- The children will state one way they can rely on God's word to do what is right.

Lesson Text

Matthew 4:1-11

Scripture Memory Verse

Jesus answered, "It is written: 'Man does not live on bread alone, but on every word that comes from the mouth of God.'" *Matthew 4:4*

Lesson Plan

Greeting and Registration

Preclass Activity: Puzzle Bread

Welcome and Singing

Centers:

Life Application: Insist and Resist

Game: Fish and Tell

Bible Skills: Hide and Seek

NOTE: Allow time for a snack.



pre
class

**A
C
T
I
V
I
T
Y**

Puzzle Bread

The children will review this week's Bible Story as they put together a puzzle of this week's Scripture Memory Verse.

Materials

For each child:

- glue stick
- crayons
- 1 piece of construction paper, 9" x 12"

For the teacher:

- 9 small boxes or containers
- large writing surface
- scissors

Reproducible Pages:

- Page D, 1 copy for each child

Preparation

1. Cut out and separate the puzzle pieces from the copies of Reproducible Page D.
2. Place all of the same puzzle pieces into nine piles and place each pile in a box.

For example, place all the pieces with the words "Jesus answered," in one box.

3. On the large writing surface, write out the memory verse and reference.
4. Make a sample to show the children.

Instructions

1. Greet the children as they arrive. Remind them that they are learning how Jesus said "no" to temptation and used God's word to resist the devil. Tell them that they will look for nine different puzzle pieces that make this week's Scripture Memory Verse and put it together on a piece of construction paper. Show them your sample.
2. Help the children find a partner. Match children who did not hear this week's Scripture Memory Verse together with those who did.

3. Show the children the nine boxes you prepared. Distribute the construction paper, glue sticks, and crayons. Tell the children that in each box is one piece of a puzzle that they will put together on their paper and then glue and color. Have the children take one puzzle piece from each of the boxes, and then put the pieces in their correct order on the construction paper. Once they are in the correct order, have the children glue them in place and color them.
4. Circulate among the children to offer help and encouragement.

Teacher Tips

- For late arrivals, prepare one set of puzzle pieces for each child and place them in a small bag to give out as they arrive.

Jesus Is Tempted

Insist and Resist

The children will review this week's Bible Story as they think of ways they can rely on God's word.

Materials

Reproducible Pages:

- Page E, 1 copy for each child

Preparation

1. Read Matthew 4:1-11 to review this week's Bible Story.
2. Practice presenting this activity with energy and conviction.

Reviewing the Bible Story

Open your Bible to Matthew 4. *This week, you learned about the time when Jesus was led by the Holy Spirit into the desert to fast and be tempted by the devil. While Jesus was in the desert he did not eat. He was completely focused on relying upon God. The devil—also called Satan—knew that Jesus was preparing to begin his ministry. Three times the devil tempted Jesus. Each time, Jesus remembered God's word and said "no" to the temptation. Jesus gives us a very good example of what to do when we are faced with the choice between right and wrong.*

Insist and Resist

Ask the children if they know what the word "insist" means. Explain that when you insist on something then you are saying that it is the only thing you want. *For example, if someone offers you ice cream and you only want chocolate then you are going to insist on chocolate ice cream.*

Jesus only wanted one thing—to love God. Every single thing that Jesus did was to show his love for God. When Satan came to tempt Jesus in the desert, Jesus insisted on doing what would please God. Each time he immediately told Satan what was written in God's word. Each time Jesus insisted on doing what would make God happy. Go around in a circle and take turns saying, "I insist on doing what makes God happy."

Ask the children if they know what the word "resist" means. Explain that to resist something is to not do it. *For example, if your brother wants to show you a worm he just found and you don't like*

worms, then you will resist and tell him that you don't want to see it. If he takes you by the hand to show you, you will pull away from him and try to go the other way.

Jesus wanted only one thing—to love God. When Satan tempted Jesus to do things that would not please God, Jesus resisted. Jesus would not do what Satan wanted because Satan did not want Jesus to please God. Each time that Satan came to tempt Jesus, Jesus insisted on doing what was right and resisted doing what was wrong. Finally, Jesus did so good at resisting that the devil left him.

Getting Real

Distribute the copies of Reproducible Page E. Read the scenarios below and ask the following questions for both:

- What are you being tempted to do?
- What scripture (from their copies of Reproducible Page E) will you insist on obeying?
- How can you resist this temptation?

Really Sick

Your mother is a nurse. She works in a very busy hospital. Some children at school make fun of you because your mother has to work so much. One day, a child in your class tells you that you should go to the nurse and act really sick so that your mother will have to leave work and come take care of you.

Super Sneaky

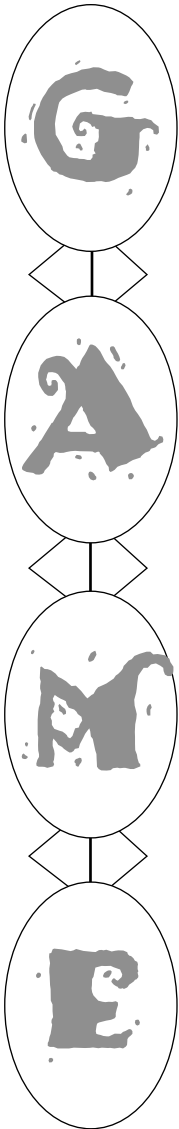
Your father is a police officer in a big city. Your friends at school tease you about your dad. They don't believe he is a police officer. They think you are making it up. One day, your friend tells you to steal your father's badge and bring it to school to prove who he is.

Conclusion

Encourage the children to remember "insist and resist" when they are tempted this week. Close with a prayer thanking God for his word that helps us to do the right thing.

Teacher Tips

- Prepare responses to the scenarios ahead of time.



Fish and Tell

The children will review important ideas from this week's lesson as they fish for questions in this game.

Materials

For the teacher:

- 1 dowel rod or pole, 2' long
- 1 piece of string, 3' long
- 1 small magnet
- 15 index cards, 3" x 5"
- 15 paper clips
- large gift box
- black marker

Preparation

1. Attach the string to one end of the stick. This will be the "fishing pole" for this activity.
2. Attach the magnet to the other end of the string so that the magnet dangles at the end of the string to represent a "hook."
3. Neatly print the questions from the back of this Lesson Card on the index cards. Do not write the answers on the index cards.
4. Put a paper clip on each index card.
5. Practice leading this activity.

NOTE: To avoid having to write all the questions, number the cards from one to fifteen and have the children pull out a number for which you read the corresponding question.

Instructions

1. Introduce today's activity: *This week, you learned about the time when Jesus was led by the Holy Spirit into the desert to be tempted by the devil. While Jesus was in the desert he fasted, which means that he did not eat. He was completely focused on relying upon God. The devil—also called Satan—knew that Jesus was preparing to begin his ministry. Three times the devil tempted Jesus. Each time, Jesus remembered God's word and said "no" to the temptation. Jesus gives us a very good example of what to do when we are faced with the choice between right and wrong. In your game today, you will review important ideas from this week's Bible Story.*

2. Show the children the cards you prepared. Explain that on each card is a question from this week's Bible Story and they will take turns "fishing" for a question and then telling the answer.
3. Have the children sit in a circle on the floor. Mix up the cards and spread them around in the box. Put the box in the middle of the circle.
4. Begin by taking the fishing pole you prepared and fishing for a question. Once you have "caught" a question, take it off the "hook" and read it to the children. Let them call out answers until the correct answer is given.
5. Pass the pole to the child who answers correctly and let him fish for a card. Once he has a card he should give it to you to read to the group. Continue until all the children have had a chance to go fishing and all the cards have been caught.

Fishing Competition

Adapt this activity to your group. For a more challenging game, divide the children into two teams and have the teams compete against each other. Set time limits to give correct answers and allow the opposing teams a chance to answer if the playing team is incorrect. Be careful to balance each team with children who did not hear this week's Bible Story and those who did.

Conclusion

Ask the children how it makes them feel to know that God can help us to say "no" to temptation every time. Close with a prayer thanking God for Jesus' great example of saying "no" to temptation.

Teacher Tips

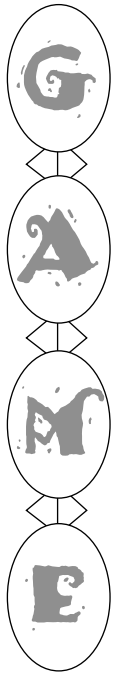
- If your class did not hear this week's Bible Story, then present it through a "Question and Answer Preview" using the questions in the order in which they appear on the back of this Lesson Card. Then play the game.
- Take extra care to be sure that the children do not hurt each other with the pole.
- A yardstick may also be used for the pole in this activity.



Jesus Is Tempted

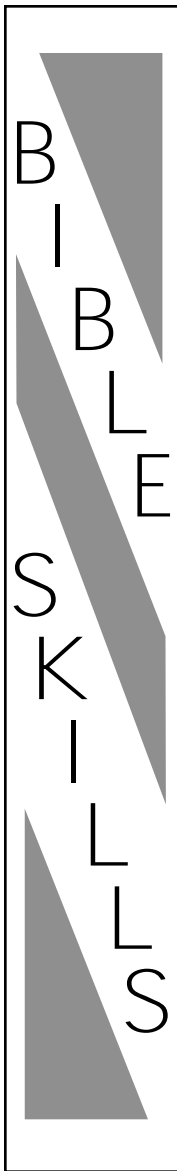
Fish and Tell

Questions and Answers



1. Where did the Spirit lead Jesus?
(to the desert)
2. What did the devil want to do to Jesus?
(tempt him)
3. How many days and nights did Jesus fast?
(forty)
4. What did Satan tell Jesus to turn the stones into?
(bread)
5. What did Jesus say to the devil each time?
(It is written; a scripture from God's word; the children may give actual examples of what Jesus said)
6. Who tempted Jesus?
(the devil; Satan)
7. What did the devil want Jesus to prove?
(that Jesus was the Son of God)
8. Why did Satan take Jesus to a very high place?
(to tempt him to throw himself off and let God rescue him)
9. How many times did the devil tempt Jesus in the desert?
(three times)
10. What does it mean to fast?
(to not eat so that you can focus totally on God)
11. How did Jesus feel after not eating for forty days and nights?
(hungry)
12. What did the devil do after Jesus told him to go away?
(the devil left him)
13. Who came to take care of Jesus after the devil left?
(angels)
14. Fill in the blank: Jesus answered, "It is written: 'Man does not live on _____ alone, but on every word that comes from the mouth of God'" Matthew 4:4.
(bread)
15. Fill in the blank: Jesus answered, "It is written: 'Man does not live on bread alone, but on _____ word that comes from the mouth of God'" Matthew 4:4.
(every)





Hide and Seek

The children will look up scriptures that tell how God has helped his people to be victorious.

Materials

For the teacher:

- scissors
- extra Bibles

Reproducible Pages:

- Page F, 2 copies for the teacher
- Page F, 1 copy for each child (optional)

Preparation

1. Cut out the markers from both your copies of Reproducible Page F.
2. Mark each of the references in your Bible with one set of markers. Save the other set for when you arrive in class.
3. Practice leading this activity.

Instructions

1. Introduce today's activity: *We have been learning about the ways that Satan tempted Jesus and tried to get him to disobey God. Satan tempted Jesus three times with different things, but each time Jesus insisted on doing God's will and resisted the temptation. Each time that Satan tempted Jesus, Jesus said "no!" Using God's word, Jesus was victorious over sin! Jesus gives us a great example of how we can say no to sin and be victorious in our lives. The Bible is full of stories of people whom God helped to have great victories. Today, we are going to play "Hide and Seek" with some Bible Stories about victory.*
2. Have the children sit in a circle and divide them into pairs. Collect their Bibles. Have enough Bibles so that there is at least one Bible for every two children. Show them the markers that you prepared. Explain that you are going to hide one marker in each of their Bibles and they have to find the marker and then find the verse written on it.
3. Place one marker inside each of the Bibles. If you have more markers than Bibles, place two markers in some of the Bibles. If you have more Bibles than markers, set the extra Bibles aside. Mix up the Bibles and give one to each pair of children. Tell

them to find the marker and then look up the reference written on it. When all of the children have located their verse, have them raise their hands.

4. Ask the children who has marker #1. Have them state the reference on the marker. Turn to that verse in your Bible and read it to the children. Continue with each of the verses in order until they have all been found and read.
5. Return the children's Bibles to them. Distribute the copies of Reproducible Page F to the children (if available) and encourage them to do this activity at home with their parents.

Conclusion

Ask the children how it makes them feel to know that God wants us to be victorious in our lives. Encourage them to remember how God helped Jesus to be victorious over Satan, and that God wants to help each of them to be victorious in their lives, too. Close with a prayer thanking God for all the ways he helps his people to be victorious.

Teacher Tips

- Try to pair the children who are confident in their Bible Skills with those who are less confident in their abilities.
- The verses from today's activity are also written out on the back of this Lesson Card.



Jesus Is Tempted



Hide and Seek Hide and Seek Hide and Seek Hide and Seek Hide and Seek Hide and Seek Hide and Seek Hide and Seek

Hide and Seek


Hide and Seek Hide and Seek Hide and Seek Hide and Seek Hide and Seek Hide and Seek Hide and Seek Hide and Seek

Hide and Seek Hide and Seek Hide and Seek Hide and Seek Hide and Seek Hide and Seek Hide and Seek Hide and Seek

1. Genesis 39:23
The warden paid no attention to anything under Joseph's care, because the LORD was with Joseph and gave him success in whatever he did.
2. Joshua 1:7
Be strong and very courageous. Be careful to obey all the law my servant Moses gave you; do not turn from it to the right or to the left, that you may be successful wherever you go.
3. 1 Samuel 18:14
In everything he did he had great success, because the LORD was with him.
4. 1 Chronicles 22:13
Then you will have success if you are careful to observe the decrees and laws that the LORD gave Moses for Israel. Be strong and courageous. Do not be afraid or discouraged.
5. Proverbs 16:3
Commit to the LORD whatever you do, and your plans will succeed.
6. Luke 7:16
They were all filled with awe and praised God. "A great prophet has appeared among us," they said. "God has come to help his people."
7. John 16:33
"I have told you these things, so that in me you may have peace. In this world you will have trouble. But take heart! I have overcome the world."
8. 1 Corinthians 15:57
But thanks be to God! He gives us the victory through our Lord Jesus Christ.
9. 1 Thessalonians 2:2
We had previously suffered and been insulted in Philippi, as you know, but with the help of our God we dared to tell you his gospel in spite of strong opposition.
10. 1 John 5:4
For everyone born of God overcomes the world. This is the victory that has overcome the world, even our faith.


Hide and Seek Hide and Seek Hide and Seek Hide and Seek Hide and Seek Hide and Seek Hide and Seek Hide and Seek






Jesus answered, "It is written: 'Man does not live on bread alone, but on every word that comes from the mouth of God.'"

Matthew 4:4


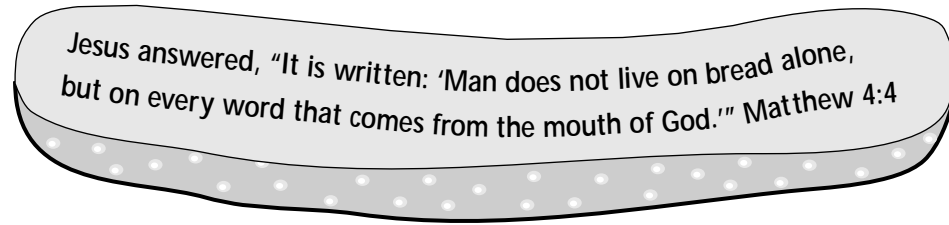
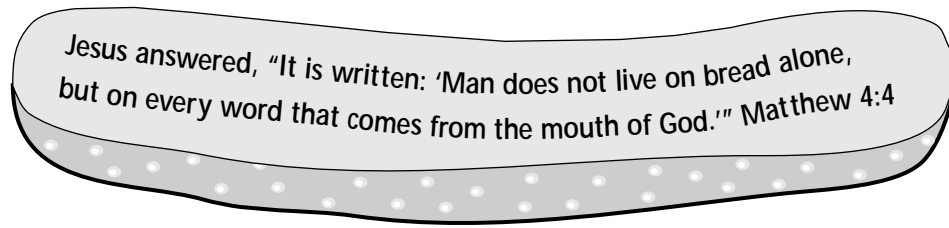


Core/Craft

1 copy for every 5 children



bread stencil



pickles



Core/Scripture Memory

1 copy for the teacher/Optional—heavy, brown paper

R
E
P
R
O
D
U
C
I
B
L
E
P
A
G
E
C

Jesus
answered,

“It is
written:

‘Man
does not
live

on bread
alone,

but on
every
word

that
comes
from

the
mouth
of God.”

Matthew
4:4



This page intentionally left blank



Supplement/Preclass
1 copy for each child

R
E
P
R
O
D
U
C
I
B
L
E

PAGE
D

Jesus answered,

"It is written:

'Man does not live

on bread alone,

but on

every word

that comes from

the mouth of God.'"

Matthew 4:4



Supplement/Life Application

1 copy for each child

R
E
P
R
O
D
U
C
I
B
L
E
PAGE
E

Insist and Resist Insist and Resist Insist and Resist Insist and Resist Insist and Resist Insist and Resist Insist and Resist Insist

and Resist Insist and Resist Insist and Resist Insist and Resist Insist and Resist Insist and Resist Insist and Resist Insist and Resist Insist and Resist Insist

Children, obey your parents in the Lord, for this is right. "Honor your father and mother."

Ephesians 6:1-2

Children, obey your parents in everything, for this pleases the Lord.

Colossians 3:20

Do not lie to each other.
Colossians 3:9

"Do not steal. Do not lie. Do not deceive one another."
Leviticus 19:11

and Resist Insist and Resist Insist and Resist Insist and Resist Insist and Resist Insist and Resist Insist and Resist Insist and Resist Insist and Resist Insist and Resist Insist

Insist and Resist Insist and Resist Insist and Resist Insist and Resist Insist and Resist Insist and Resist Insist and Resist Insist and Resist Insist and Resist Insist and Resist Insist



Supplement/Bible Skills 2 copies for the teacher
 Supplement/Bible Skills 1 copy for each child (optional)

<p>#1 Genesis 39:23</p> <p>Hide and Seek</p>	<p>#2 Joshua 1:7</p> <p>Hide and Seek</p>	<p>#3 1 Samuel 18:14</p> <p>Hide and Seek</p>	<p>#4 1 Chronicles 22:13</p> <p>Hide and Seek</p>	<p>#5 Proverbs 16:3</p> <p>Hide and Seek</p>
<p>#6 Luke 7:16</p> <p>Hide and Seek</p>	<p>#7 John 16:33</p> <p>Hide and Seek</p>	<p>#8 1 Corinthians 15:57</p> <p>Hide and Seek</p>	<p>#9 1 Thessalonians 2:2</p> <p>Hide and Seek</p>	<p>#10 1 John 5:4</p> <p>Hide and Seek</p>

