

Jesus Walks on Water

5/17/20



Scripture Reference

Mt. 14:22-36, Mk. 6:45-56, Jn. 6:16-24

The Point!

God takes care of us.

Lesson Goals

During each part of the class, help each child to:

- ♥ **Realize** that Jesus loves us.
- ♥ **Understand** that we can pray to God.
- ♥ **Know** that God takes care of us.

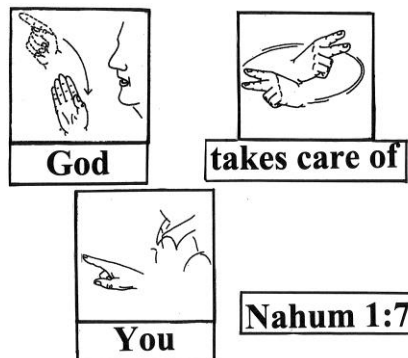
Activity Time:

(Memory Verse, Songs, Lesson Introduction Activity)

Memory Verse:

Use the sign language to teach the memory verse.

They can learn it!! God takes care of you. Nahum 1:7



Songs:

Jesus Loves Me

(Adapted from: [The Ultimate Bible Song Collection for Kids Vol. 1](#))

Jesus loves me, this I know
For the Bible tells me so.
Little ones to Him belong.
They are weak, but He is strong.

Yes, Jesus loves me,
Yes, Jesus loves me,
Yes, Jesus loves me,
The Bible tells me so.

If You're Happy 'Cause God Loves You

(Tune: "If You're Happy & You Know It")

(Adapted from: Piggyback Songs In Praise Of God; Totline Pub; pg 41)

If you're happy 'cause God loves you, clap your hands!
If you're happy 'cause God loves you, clap your hands!
 If you're happy 'cause God loves you,
 If you're happy 'cause God loves you,
If you're happy 'cause God loves you, clap your hands!

If you're happy 'cause God loves you, stomp your feet!
If you're happy 'cause God loves you, stomp your feet!
 If you're happy 'cause God loves you,
 If you're happy 'cause God loves you,
If you're happy 'cause God loves you, stomp your feet!

If you're happy 'cause God loves you, shout "Hurray!"
If you're happy 'cause God loves you, shout "Hurray!"
 If you're happy 'cause God loves you,
 If you're happy 'cause God loves you,
If you're happy 'cause God loves you, shout "Hurray!"

Opening Prayer:

Dear God,

You are so good to us!
Thank You for taking care of us.
Thank You for loving us.
Help us be good listeners today.
Amen.

Lesson Introduction Activity:

Sink or Float?

Do: Put plastic items including small people figures in a tub or sink of water.

Talk About:

- Can you or this figure stay on top of the water? No, it will sink.
- Our story today is about a man named Peter walking on top of the water!

Bible Story: Read the story from the Read with Me Bible.

Jesus Walks on Water
The Read With Me Bible
Pages 318-323

Jesus made the disciples get into the boat. He had them go ahead of him to Bethsaida. He went up on a mountainside to pray. When evening came, the boat was in the middle of the lake. Jesus was alone on land. He saw the disciples pulling hard on the oars. The wind was blowing against them. Jesus went out to the disciples. He walked on the lake. They saw him walking on the lake. They thought he was a ghost. They were terrified. Right away he said, "Be brave! It is I. Don't be afraid." "Lord is it you?" Peter asked. "Tell me to come to you on the water." "Come," Jesus said. So Peter got out of the boat. He walked on the water to Jesus. But when he saw the wind, he was afraid. He began to sink. He cried, "Lord! Save me!" Right away Jesus reached out his hand and caught him. When they climbed into the boat, the wind died down. Then those in the boat worshiped Jesus. They said, "You really are the Son of God."

Discussing the story:

- **Ask:** What did Jesus do on the water in today's story? Why did Peter start to sink in the water? How did Jesus save Peter?
- **Say:** We can't walk on water. Only Jesus can do that because He is the Son of God. Peter became afraid and called out for Jesus to help him. Jesus will help us when we are afraid. Peter learned to trust Jesus. We can trust Jesus.
- **Pray:** Thank God for Jesus. Pray for Jesus to help us when we are afraid. Pray for Jesus to help us trust Him, when we are afraid.


Bible Game:

Peter Walks on Water

Spread a blue sheet, blanket or blue fabric on the floor. Have everyone sit on the floor around the sheet and hold the sheet by the edges. **Say:** *"Let's make some waves! Pull your edge of the sheet up and down."* Practice making waves with the sheet. Choose one person to be "Peter". Have "Peter" walk across the waves and touch another person. (While they are walking, have the others make waves.) Then that person walks across the water. Play until everyone has had a chance to "walk across the water".

Craft Activity:

Please try to do the craft. If you don't get to it, please send it home with the children.

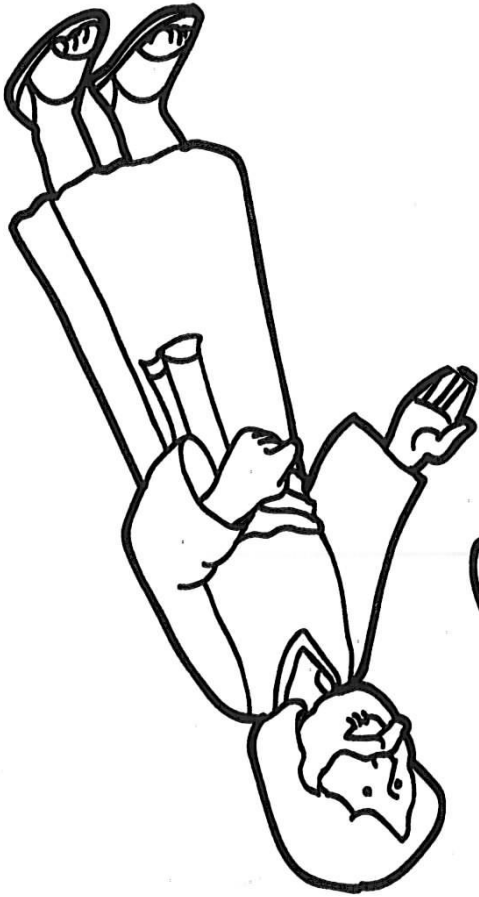
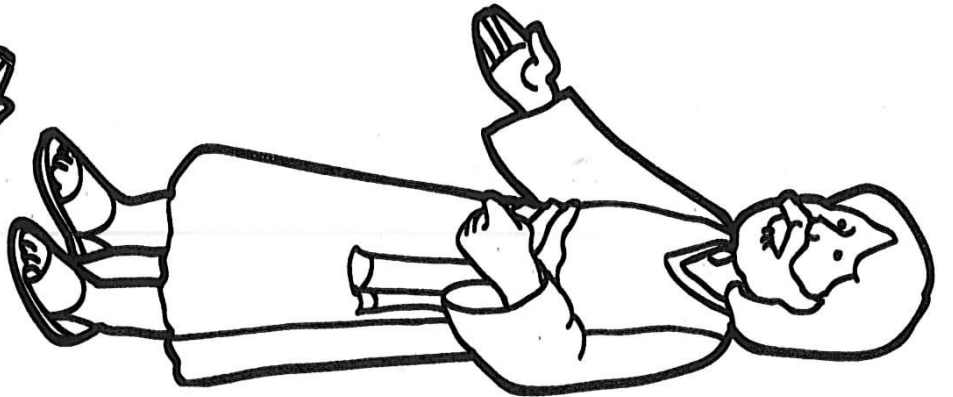
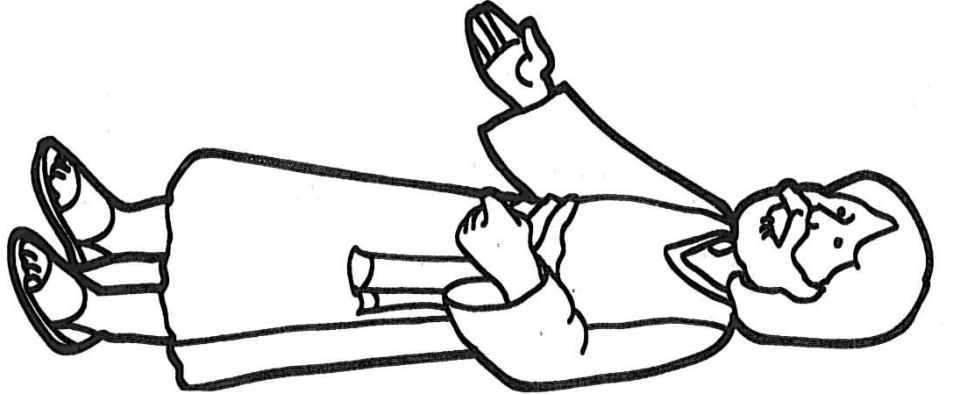
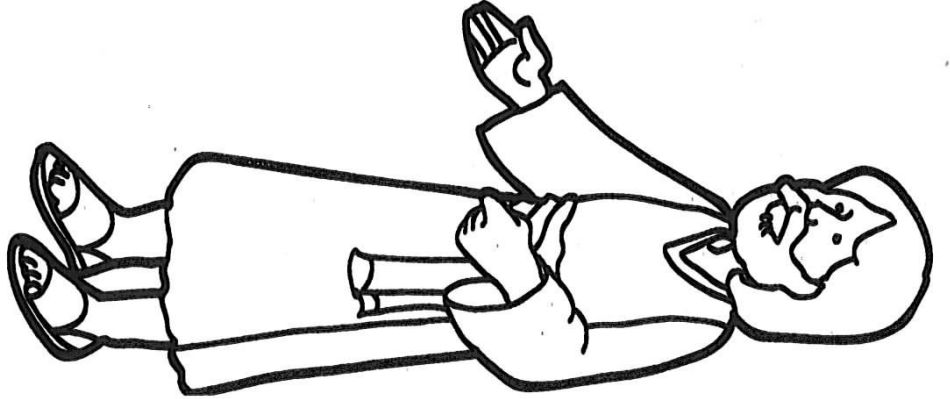
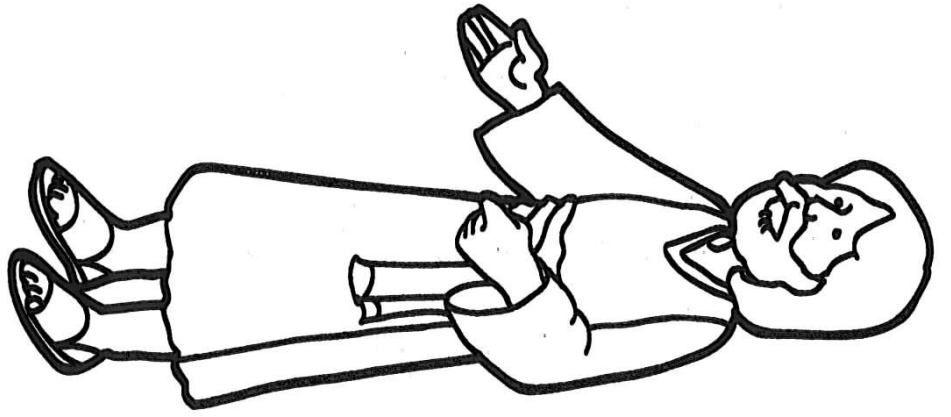


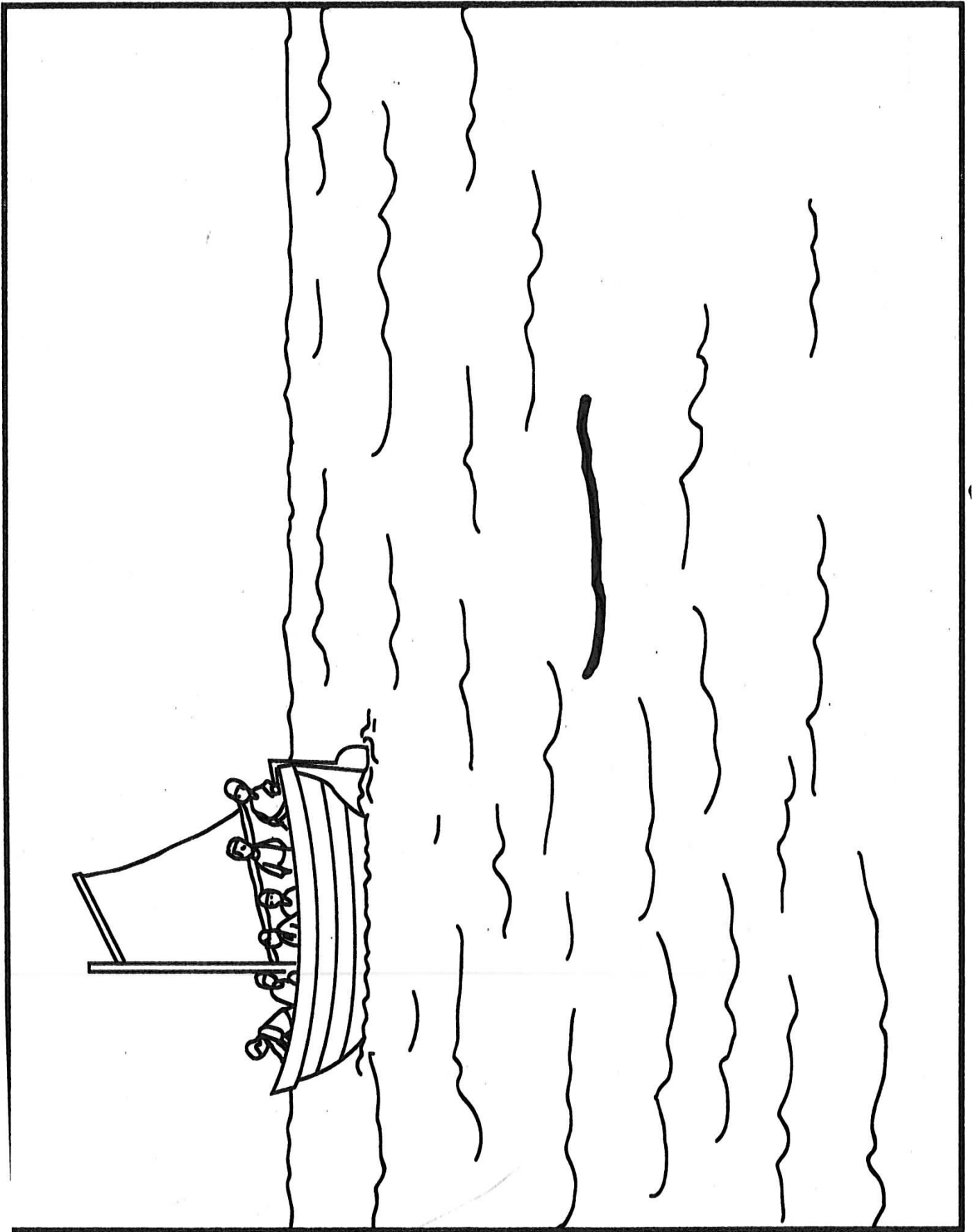
Make a slit in the water that Color the picture. Help glue Jesus onto craft stick. Show how to move Jesus "Up and down" in the water.

Closing Prayer/Echo Prayer:

Have the children repeat the words after you.

Dear Lord,
Make us brave and free from fear.
Make us happy, full of cheer.
Sure that You are always near.
Hear us, Holy Jesus, amen.







Jesus walks on the water and helps His friends.

Matthew 14:22-33; Mark 6:45-52; John 6:16-21

© 1997 by Gospel Light, a foundation of Pioneer Christian, a United Methodist Church, 11111 1st Street, Eugene, OR 97401

Jesus walks on the water and helps His friends.

Matthew 14:22-33; Mark 6:45-52; John 6:16-21

Jesus' friends were in a boat on the Sea of Galilee. The waves were coming over the side of the boat. The waves were very strong. Jesus' friends worked hard to row the boat.

Suddenly, Jesus' friends saw something that terrified them! They saw a man walking on the water. Jesus' friends knew that people couldn't walk on water. They thought they were seeing a ghost!

Jesus called out to them. "Don't be afraid," He said. "It's Me!" When Peter realized it was Jesus walking on the water, Peter wanted to walk out to Him. Jesus told Peter to come. Peter started to walk on the water to Jesus. When Peter looked at the waves, he was afraid and started to sink. Jesus took Peter by the hand and pulled him up. They got into the boat, and at once the sea was still.

Faith @ Home

Jesus Walks on Water

Scripture Reference

Matthew 14:22-36

Things to talk about:

- Tell me something you liked doing today. God cared for you by (giving you a friend to play with).
- What can you say to thank God for His love and care?

Words to pray together:

Dear God, (say words child suggested). We know You are taking care of us. We love You! In Jesus' name, amen.

PRAYER FOR YOUR CHILD:

Dear God, Help (child's name) to develop a strong and courageous spirit because of his/her faith in you. May Your Holy Spirit confirm in (child's name) heart you will never leave or forsake him/her.

Deuteronomy 31:6

Family Devotion

Jesus Walks on Water

(Adapted from: "Creative Bible Learning Story Telling")

Materials Needed:

Large bowl or tub of water, small toy figures of Jesus & disciples (Playmobile or Little People figures), toy boat or a small bowl to hold the figures.

Note: You can also tell the story without the water & still use the figures. You may wish to use a blue sheet to represent the lake.

While You Tell the Story

Tell or read the story, placing the disciples in the boat or small bowl. Place the boat on the water. Make the boat bob up & down on the waves. Family members may be the wind & blow against the boat. Make the Jesus figure walk on the water to the boat as you read/tell the story.

- How would you have felt after Jesus was in the boat?

Talk About:

- How do you think the disciples felt when the wind was blowing against their boat? How do you think they felt when they saw Jesus on the water?
- When you are in trouble, what do you do? Does Jesus care when you are having problems? How does Jesus help you?

Family Fun Time

God Helps His People

At the end of each day this week, make a list of the ways God has helped your family. Together, worship Him for His love and care, thanking Him for specific ways He has helped each family member during the day. If your child is afraid, or hurt, or disappointed this week, stop and pray together for God's help. You can do this at the grocery store, in the car, or in the kitchen—anywhere!