




Teaching & Learning Activities – Early Stage 1

Term 3 - Week 8, 2021– All activities should be completed in your homework book, a lined/workbook or on A4 paper.



	Monday	Tuesday	Wednesday	Thursday	Friday
Task	If you have a pet, can you feed it?	Can you check the mailbox ?	Can you water the garden?	Can you help put the groceries away?	Can you make your own breakfast?
Homework	Complete your Homework Sheet				
Morning	<p>English</p> <p>* Write your High Frequency Words (HFW) in your book.</p> <p style="text-align: center;">could, next, who, smiled, before</p> <p>*Choose 3 of the HFW's and put them each in a sentence.</p> <p>* Our first sound this week is</p> <div style="text-align: center;">  <p>eer ear like in deer or fear</p> </div>	<p>English</p> <p>* Listen to Miss Chaffer read the story Josephine Wants to Dance on Google Classroom.</p> <p style="text-align: center;">OR</p> <p>Listen to the YouTube Story Josephine wants to dance https://www.youtube.com/watch?v=K7OAqrGch3k</p> <div style="text-align: center;">  </div> <p>*Discuss with a family member - What did Josephine love to do? Who said kangaroos don't dance? What was Josephine's dream?</p>	<p>English</p> <p>* Listen again to the Story Josephine wants to dance https://www.youtube.com/watch?v=K7OAqrGch3k</p> <p>*Design a pair of super fantastic ballet shoes for an Australian animal. This could be a wombat, emu or even a kookaburra.</p> <p>Then write about the special effects these shoes have on the animal's life. E.g. they might be able to run faster, jump higher etc.</p> <p style="text-align: center;"><u>Upload a photo of your work to Google Classroom in the Week 8 folder.</u></p>	<p>English</p> <p>*Listen to some facts about kangaroos on the YouTube video Learn all about Kangaroos and Wallabies- https://www.youtube.com/watch?v=rGasolw1wok</p> <p>*Discuss and share with a family member some facts you learnt about kangaroos.</p> <p>*Write 3 or more sentences describing a kangaroo and any special features that they have. Draw a picture to match.</p> <p style="text-align: center;"><u>Upload a photo of your work to Google Classroom in the Week 8 folder.</u></p>	<p>English</p> <p>* Listen again to the Story Josephine wants to dance https://www.youtube.com/watch?v=K7OAqrGch3k</p> <p>*Complete a book review on Josephine wants to dance using the 'My book review' worksheet.</p> <div style="text-align: center;">  </div>

* Complete the **Soundwaves page** for 'eer, ear'. Use lead pencil for the writing and take care with your colouring.

* Go on to Google Classroom and use the **'Make your own words'** activity in the **Week 8** folder. Use a new slide to create 5 HFW's out of different things. It can be any HFW.



Make sure you save and submit your work.

OR

Make each HFW out of pasta, play dough, lego or sticks.

* Complete the handwriting page for 'Mm'. Watch the video posted on **Google Classroom** by Mrs Attard to learn how to form the letter correctly.

How did Josephine feel at the end of the performance and why did she finally feel like a real dancer?

*Create a self-portrait of yourself and add five words to describe the things you like about yourself.

Upload a photo of your work to Google Classroom in the Week 8 folder.

*Complete Soundwaves **Blackline Masters – Decodable Reader (DR40)** worksheets by reading the sentence and drawing a picture to match. You can also cut these up and staple them together to make a book. If you do not have a printer, you can copy the sentences and complete the activity in your book.

*The **'flashcards 1-6'** at the back of your booklet are for our Zoom meeting this week. Have them cut up ready for the Zoom.

*Our second sound this week is




air

like in chair

* Complete the **Soundwaves page** for 'air'. Use lead pencil for the writing and take care with your colouring.

*Complete the handwriting page for 'Nn'. Watch the video posted on **Google Classroom** by Miss Chaffer to learn how to form the letter correctly.

* Practise your Magic Words or HFW using an idea from the **Word and Sound Activities** sheet.



*Complete 2 of the online Soundwaves "Extra Games and Activities." for the sound-



air

www.soundwaveskids.com.au

U
Password -

aunt832


*The sound can be found in - **Terms 2-4, Phase 2: Discovering Graphemes**

OR

*Think of 4 words that have the 'air' sound. E.g, air, chair, hair Write them in your book and draw a picture to match the words.

* Complete Soundwaves **Blackline Masters - Special Word Activity: 'where' (SWA30)** worksheet. Look at the picture and write 2 different sentences, make sure you use the special word **where** in each sentence. If you do not have a printer, just write the sentences under the heading **Special Words: where** in your book.

* Practise your Magic Words or HFW using an idea from the **Word and Sound Activities** sheet.



Break

Break

Break

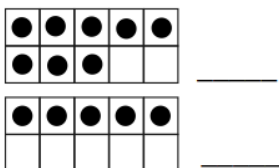
Break

Break

Break

Middle**Mathematics**

*Maths Mentals:
How many more to make ten?



*Log into **Google Classroom** and complete the '**Hundred Chart Missing Numbers**' activity in the **Week 8** folder.

Don't forget to turn in your work when you have completed the slides.

OR

Complete the '**Fill in the Missing Numbers**' worksheet. Glue the sheet in your workbook.

Complete 2 Mathletics tasks.


Log in to Mathletics
<https://login.mathletics.com>

Mathematics

*Play '**Double It**' with a family member. You can also use counters and dice to play. The person who writes down 20 addition sentences is the winner.

*Watch **Sesame Street: Abby and Cookie Monster Subtract cookies**
<https://www.youtube.com/watch?v=bnBeGmjWnK4>


*Complete the '**Monster Subtraction**' craft.



Upload a photo of your work to Google Classroom in the Week 8 folder.

Mathematics

*Maths Mentals:
Draw a line to cut each of the following into 2 equal parts.



*Listen to **The Singing Walrus: Shapes song**
<https://www.youtube.com/watch?v=OEbRDtCAFdU>

*Use playdough (or something else you have at home) to make a range of different shapes: square, circle, triangle, oval, rectangle.



*In your workbook draw and label some of the shapes you have made.

***Complete 2 Mathletics tasks.** Log in to Mathletics
<https://login.mathletics.com/>

Mathematics

*Create the tallest tower you can with one cup of Lego.




*Have a competition with a family member. Who can build the tallest tower in 2 minutes?

*Complete the '**Number Order**' worksheet by pasting the numbers in order from smallest to largest.

Upload a photo of your work to Google Classroom in the Week8 folder.

Mathematics

*Maths Mentals:
Write 1 to 3 to show the order from shortest to tallest.



*Dance and sing along to the '**Count to 100 Silly Song**'

<https://www.youtube.com/watch?v=JxaXmTokjql>

*Complete the '**Roll It On**' worksheet by rolling 1 or 2 dice and writing the next 3 numbers in the sequence.



***Complete 2 Mathletics tasks.** Log in to Mathletics
<https://login.mathletics.com>



* Choose a Level 1 or Level 2 Beat the Clock Sheet.

- Complete the Monday column on your sheet.

- Time how long it takes for you to complete the addition facts.

- Write your time in the Monday box.



- Complete the Tuesday column on your sheet.

- Time how long it takes for you to complete the addition facts.

- Write your time in the Tuesday box.



*Word problem: 8 people are on a bus. 7 more people get on the bus. What is the total number of people that are now on the bus?



- Complete the Wednesday column on your sheet.

- Time how long it takes for you to complete the addition facts.

- Write your time in the Wednesday box.



- Complete the Thursday column on your sheet.

- Time how long it takes for you to complete the addition facts.

- Write your time in the Thursday box.

Circle your fastest time for the week? Did you get faster everyday?



*One more than 28.

*One less than 30.

Break


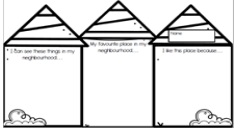





Break

Break



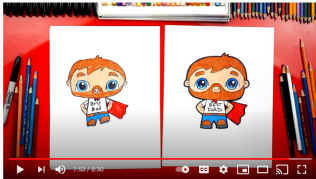
Break

Break

Break

<p>Afternoon</p>	<p>Science and Technology</p> <p>*Watch 'The Tiny Seed' by Eric Carle https://www.youtube.com/watch?v=I_A_e6h-DhU</p>  <p>*What are some things that plants need to grow?</p> <p>*What are some plants you can see in your backyard?</p> <p>*Complete the 'Plant Timeline' worksheet by glueing the pictures in the correct order.</p>	<p>Geography Our Neighbourhood!</p> <p>*Today you will be learning about your neighbourhood.</p> <p><i>Our neighbourhood is a place that we belong to and that is part of our community. Our home is in a neighbourhood and our school is too!</i></p> <p>Think of some things in your neighbourhood and discuss with a family member. Do you have a park, lake, police station, pharmacy, beach, soccer field or shopping centre in your neighbourhood?</p> <p>*Complete the 'Neighbourhood' worksheet. Draw and/or list the things you can find in your neighbourhood and then draw and describe your favourite local place.</p> 	<p>Creative Arts</p> <p>*Follow the Kids Art Hub video on YouTube How To Draw A Cartoon Kangaroo - https://www.youtube.com/watch?v=mv1loDzq3cg</p>  <p><u>Upload a photo of your artwork to Google Classroom in the Week 8 folder.</u></p>	<p>PDHPE</p> <p>*Follow along with SISA Yoga Lesson https://www.youtube.com/watch?v=-uKEuikMrRo</p> <p>*Follow the Spring Yoga Sequence poster to pretend to grow a flower using yoga poses.</p> 	<p>Friday FUN</p> <p>*It is Father's Day on the weekend so create something for your dad or grandfather</p> <p>*Create the Father's Day toolbox craft by;</p> <ol style="list-style-type: none"> 1.Fill in the information on the tools and colour everything neatly. 2.Cut along the red line from one side of the toolbox to the other.  <ol style="list-style-type: none"> 3.Glue only along the green lines. This allows the bottom of the toolbox to make a pocket and the top becomes a flap to open.  <ol style="list-style-type: none"> 4.Place the tools inside and you have a finished present! 
-------------------------	---	--	--	---	--

Additional/ Mindfulness Activities

Task	Monday	Tuesday	Wednesday	Thursday	Friday
	<p>Science Week- *Dry Erase</p> <p>Materials:</p> <ul style="list-style-type: none"> • A glass plate, bowl, or picture frame • Dry erase marker • Water <p>Instructions:</p> <ol style="list-style-type: none"> 1. Draw a simple picture on the glass. A stick figure is a good one to start with. 2. Slowly pour water onto the plate or into the bowl to lift up the drawing. 3. Swirl the water around to make the picture dance and move. <p>Watch video if needed- https://www.youtube.com/watch?v=56diV8cdeDc</p> <p>*Read a book on Wushka or a book from home to yourself or a family member.</p>	<p>* Complete the online Soundwaves 'Extra Games and Activities.' for the sound -</p> <div style="text-align: center;">  <p>eer ear</p> <p>www.soundwaveskids.com.au</p> <p>Password -</p> <div style="border: 1px solid gray; padding: 2px; display: inline-block;">aunt832</div> </div> <p>*Complete the Cosmic Yoga Adventure - Minecraft Adventure https://www.youtube.com/watch?v=02E1468SdHg</p> 	<p>Science Week- *Panicked Pepper</p> <p>Materials:</p> <ul style="list-style-type: none"> • Pepper • Bowl • Water • Cotton swab • Liquid dish soap <p>Instructions:</p> <ol style="list-style-type: none"> 1. Fill the bowl with water. 2. Sprinkle a thin layer of pepper onto the water. 3. Dip the cotton swab into the liquid dish soap. 4. Then dip the end of the cotton swab with the soap into the water. 5. Observe the pepper. <p>Watch video if needed- https://www.youtube.com/watch?v=G1Aq_55leNg</p> <p>*Read a book on Wushka or a book from home to yourself or a family member.</p>	<p>Science Week- *Orange Fizz</p> <p>Materials:</p> <ul style="list-style-type: none"> • An Orange • 1/2 Teaspoon Baking Soda <p>Instructions:</p> <ol style="list-style-type: none"> 1. Cut the orange into slices or peel and separate into sections 2. Dip a slice or section into the baking soda 3. Take a bite! As you chew, it should start to bubble in your mouth <p>Watch video if needed- https://www.youtube.com/watch?v=qWBxKXoJ8ZU&t=3s</p>	<p>Optional-Another Father's Day activity</p> <p>*Follow the Kids Art Hub YouTube video How to draw super dad https://www.youtube.com/watch?v=LEERRQjcEks</p>  <p>You could fold an A4 piece of paper and draw this on the front like a card or just draw a big one and frame. Try to colour your dad's hair the right colour.</p>

Name: _____

Kindergarten Homework - Term 3, Week 8



This weeks sounds are:



eer, ear like in peer and hear



air like in hair

	MONDAY Tracing	TUESDAY Try your own	WEDNESDAY Try your own	THURSDAY Try your own
could	could			
next	next			
who	who			
smiled	smiled			
before	before			

Trace it then draw a picture to match sentence

The girl smiled at the boy next to her.

Read and trace the 'eer, ear' & 'air' words

dear


steer

fear

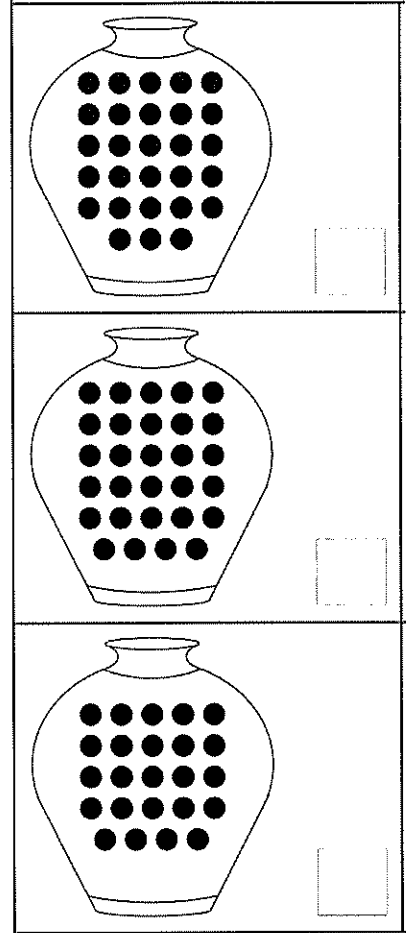
chair

hair

Colour the biggest picture. Tick the smallest picture



Count and write the number.



Wushka - Log in to Wushka and choose a book to read to an adult

Name of the book you read: _____ Level: _____

Write a sentence about the book



eer ear

1 **Colour** the letters for  **eer ear** in each List Word. ear hear dear deer

2 **Circle** the picture if you hear  **eer ear** in the picture name.



3 **Write** the letter for the first sound in each word. **Colour** the letters for  **eer ear** in each word.



__eer



__ear



__ear



__pear

4 **Finish** each sentence to match the picture. **Use** the words above to help you.

Here is a _____.



Here is a _____.

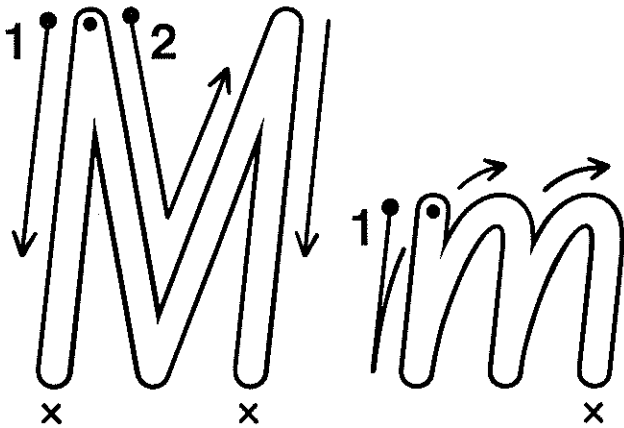


Here is a _____.



Name: _____

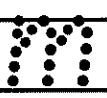


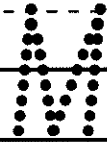
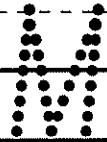
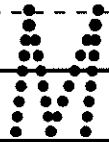
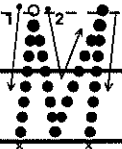
Date: _____



me

my

mermaid









Copyright © Tweet Resources

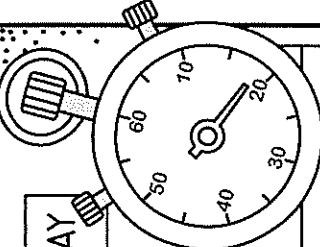
My letters are neat.

My letters sit on line.


My letters have spaces.

Fill in missing numbers





MONDAY	TUESDAY	WEDNESDAY	THURSDAY
MONDAY	TUESDAY		
$1 + 3 = \underline{\quad}$	$10 + 3 = \underline{\quad}$		
$9 + 3 = \underline{\quad}$	$8 + 3 = \underline{\quad}$		
$7 + 3 = \underline{\quad}$	$1 + 3 = \underline{\quad}$		
$4 + 3 = \underline{\quad}$	$4 + 3 = \underline{\quad}$		
$3 + 3 = \underline{\quad}$	$3 + 3 = \underline{\quad}$		
$10 + 3 = \underline{\quad}$	$5 + 3 = \underline{\quad}$		
$5 + 3 = \underline{\quad}$	$7 + 3 = \underline{\quad}$		
$6 + 3 = \underline{\quad}$	$9 + 3 = \underline{\quad}$		
$8 + 3 = \underline{\quad}$	$6 + 3 = \underline{\quad}$		
$2 + 3 = \underline{\quad}$	$2 + 3 = \underline{\quad}$		




+3

© Learning Delights

WEDNESDAY	THURSDAY
$5 + 3 = \underline{\quad}$	$1 + 3 = \underline{\quad}$
$9 + 3 = \underline{\quad}$	$9 + 3 = \underline{\quad}$
$1 + 3 = \underline{\quad}$	$3 + 3 = \underline{\quad}$
$4 + 3 = \underline{\quad}$	$2 + 3 = \underline{\quad}$
$7 + 3 = \underline{\quad}$	$8 + 3 = \underline{\quad}$
$3 + 3 = \underline{\quad}$	$7 + 3 = \underline{\quad}$
$8 + 3 = \underline{\quad}$	$10 + 3 = \underline{\quad}$
$2 + 3 = \underline{\quad}$	$6 + 3 = \underline{\quad}$
$10 + 3 = \underline{\quad}$	$4 + 3 = \underline{\quad}$
$6 + 3 = \underline{\quad}$	$5 + 3 = \underline{\quad}$

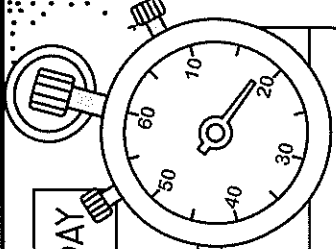
TEACHER TEST:

Level 1




+3

© Learning Delights



MONDAY	TUESDAY	WEDNESDAY	THURSDAY
MONDAY	TUESDAY		
$1 + 3 = \underline{\quad}$	$10 + 3 = \underline{\quad}$		
$15 + 3 = \underline{\quad}$	$17 + 3 = \underline{\quad}$		
$9 + 3 = \underline{\quad}$	$8 + 3 = \underline{\quad}$		
$7 + 3 = \underline{\quad}$	$1 + 3 = \underline{\quad}$		
$11 + 3 = \underline{\quad}$	$18 + 3 = \underline{\quad}$		
$4 + 3 = \underline{\quad}$	$4 + 3 = \underline{\quad}$		
$3 + 3 = \underline{\quad}$	$3 + 3 = \underline{\quad}$		
$10 + 3 = \underline{\quad}$	$5 + 3 = \underline{\quad}$		
$12 + 3 = \underline{\quad}$	$7 + 3 = \underline{\quad}$		
$5 + 3 = \underline{\quad}$	$9 + 3 = \underline{\quad}$		
$6 + 3 = \underline{\quad}$	$16 + 3 = \underline{\quad}$		
$13 + 3 = \underline{\quad}$	$6 + 3 = \underline{\quad}$		
$8 + 3 = \underline{\quad}$	$2 + 3 = \underline{\quad}$		
$14 + 4 = \underline{\quad}$	$21 + 3 = \underline{\quad}$		
$2 + 3 = \underline{\quad}$			




© www.nogonclough.com

WEDNESDAY	THURSDAY
$5 + 3 = \underline{\quad}$	$1 + 3 = \underline{\quad}$
$9 + 3 = \underline{\quad}$	$20 + 3 = \underline{\quad}$
$14 + 3 = \underline{\quad}$	$9 + 3 = \underline{\quad}$
$1 + 3 = \underline{\quad}$	$3 + 3 = \underline{\quad}$
$11 + 3 = \underline{\quad}$	$2 + 3 = \underline{\quad}$
$4 + 3 = \underline{\quad}$	$17 + 3 = \underline{\quad}$
$15 + 3 = \underline{\quad}$	$8 + 3 = \underline{\quad}$
$7 + 3 = \underline{\quad}$	$11 + 3 = \underline{\quad}$
$3 + 3 = \underline{\quad}$	$7 + 3 = \underline{\quad}$
$8 + 3 = \underline{\quad}$	$15 + 3 = \underline{\quad}$
$16 + 3 = \underline{\quad}$	$10 + 3 = \underline{\quad}$
$12 + 3 = \underline{\quad}$	$6 + 3 = \underline{\quad}$
$2 + 3 = \underline{\quad}$	$12 + 3 = \underline{\quad}$
$10 + 3 = \underline{\quad}$	$4 + 3 = \underline{\quad}$
$6 + 3 = \underline{\quad}$	$5 + 3 = \underline{\quad}$

TEACHER TEST:

Level 2



© www.nogonclough.com

HOW PLANTS GROW

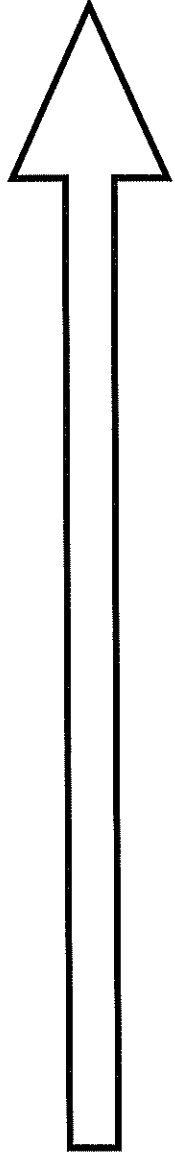


PLANT TIMELINE SORT

Cut the pictures and sort them from youngest to eldest.

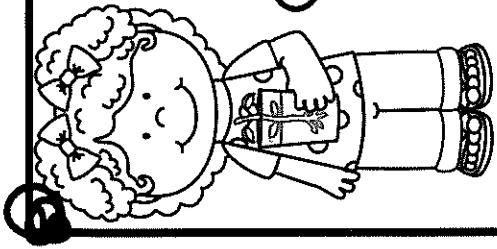
Then glue them into the correct order.


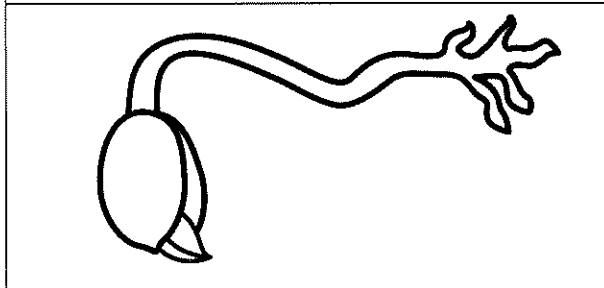

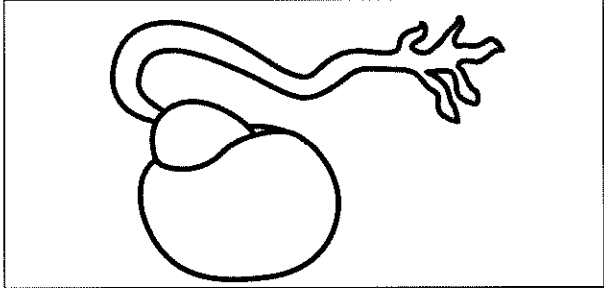
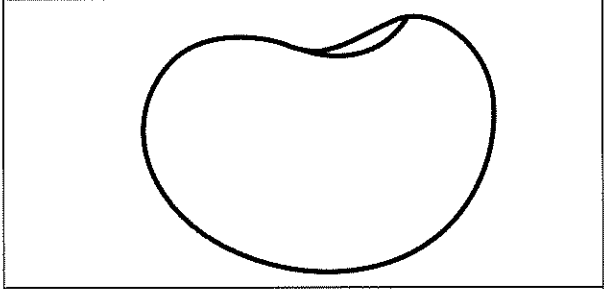


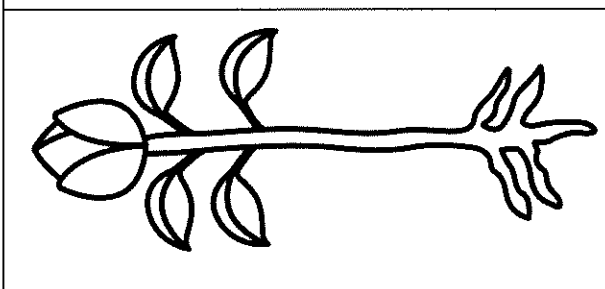
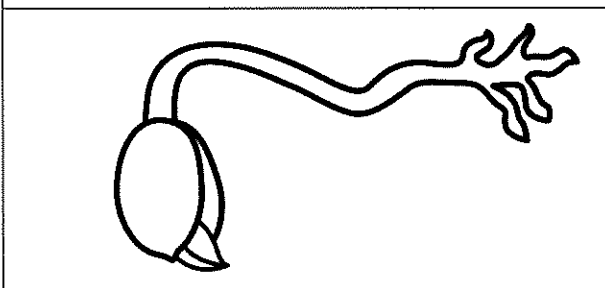
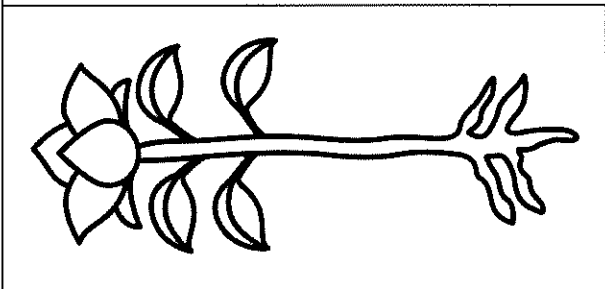
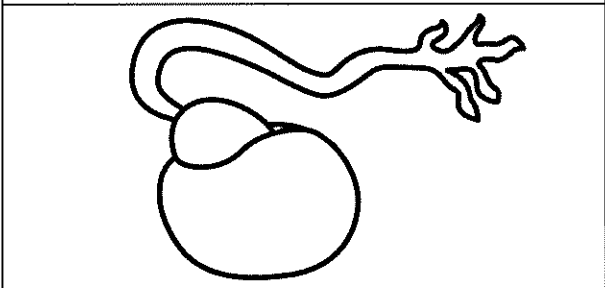
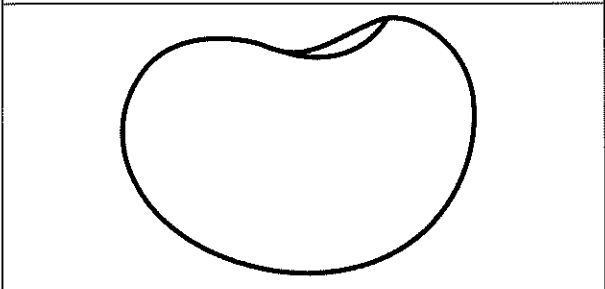


--	--	--	--	--	--	--



Youngest

Eldest







1

Here is our pet deer at my house.

3

We took our pet deer to see the vet.

5

Now our pet deer is in her pen at home.



My pet deer has cut her ear.

The vet put some tape on it.

I can hear her. She is so sad.

Sneak a Peek

When the addends are the same, it's a doubles fact. Think of the picture that will help you remember your doubles.

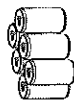
$1 + 1 = 2$



$2 + 2 = 4$



$3 + 3 = 6$



$4 + 4 = 8$



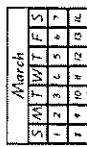
$5 + 5 = 10$



$6 + 6 = 12$



$7 + 7 = 14$



$8 + 8 = 16$



$9 + 9 = 18$



$10 + 10 = 20$



The answer is always even.

Addends are the numbers you are adding together.

Fold me back over when you have answered the equation.

DOUBLE it

Start

3 + 3 8 + 8 7 + 7 9 + 9 7 + 7 3 + 3

1 + 1 2 + 2 5 + 5 10 + 10 8 + 8 8 + 8

10 + 10 7 + 7 4 + 4 10 + 10 7 + 7 4 + 4

3 + 3 4 + 4 5 + 5 6 + 6 1 + 1 7 + 7


2 + 2 8 + 8 5 + 5 6 + 6 9 + 9

8 + 8 3 + 3 6 + 6 2 + 2 10 + 10

5 + 5 9 + 9

To play: Put your game marker on start and flip a coin - heads move two spaces, tails move five. Give the answer to the equation you land on. If you are correct write it down. Continue to travel around the game board until you have twenty equations recorded.

Record Your Answers




Directions: Flip a coin to move. Flip heads and move 2 spaces, flip tails and move five. Record each equation that you land on.

e.g. $5+7=12$

Date _____

1. _____
2. _____
3. _____
4. _____
5. _____
6. _____
7. _____
8. _____
9. _____
10. _____
11. _____
12. _____
13. _____
14. _____
15. _____
16. _____
17. _____
18. _____
19. _____
20. _____

Record Your Answers



Directions: Flip a coin to move. Flip heads and move 2 spaces, flip tails and move five. Record each equation that you land on.

e.g. $5+7=12$

Date _____

1. _____
2. _____
3. _____
4. _____
5. _____
6. _____
7. _____
8. _____
9. _____
10. _____
11. _____
12. _____
13. _____
14. _____
15. _____
16. _____
17. _____
18. _____
19. _____
20. _____

My monster had

cookies

He ate


cookies





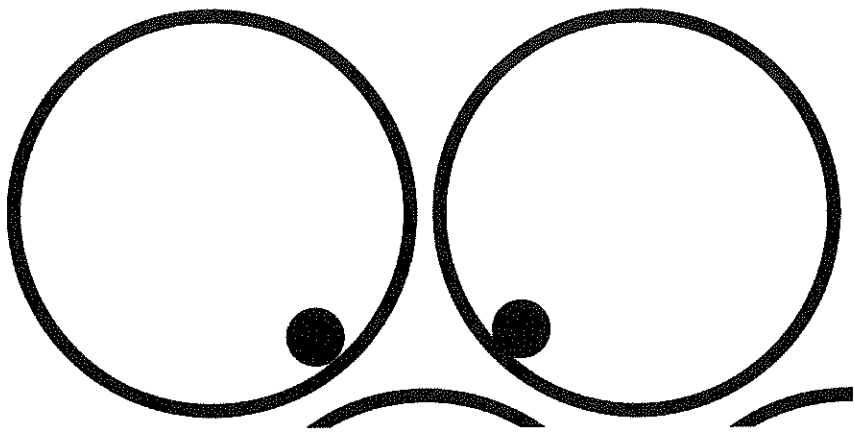
He has


cookies left


-

=









Name:

My favourite place in my neighbourhood...

• I can see these things in my neighbourhood...

I like this place because...





air

1 Colour the letters for  in each List Word.

air chair

2 Colour a box for each sound you hear in the picture name.



--	--	--

--	--	--

--	--	--

--	--	--

3 Write the letters for the first sound in each word.

Colour the letters for  in each word.



__tairs



__air



__air

4 Finish the sentences using **chair** or **air**.

My cat is on the _____.



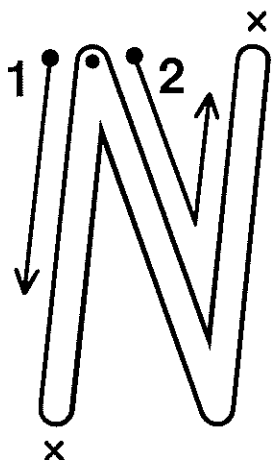
Sam will kick the ball in the _____.

Sit on your _____.

The kite is in the _____.

Name: _____

Date: _____

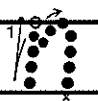
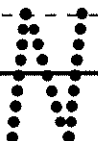




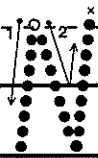


no

not

net

nine



Copyright © Tweet Resources

My letters are neat.


My letters sit on line.

My letters have spaces.

Name: _____

Number Order

Paste the numbers in order from smallest to largest.



Smallest

Largest

13


7

19

4

17

16



HOW TO GROW A FLOWER

©ToolsToGrowOT.com

SPRING

Yoga Sequencing

CHILD'S POSE



① Plant the
Seed



HERO POSE



② Grow into
a Bud



MOUNTAIN POSE




③ Water and
Sunshine



FLOWER
POSE



④ A flower
Blooms



My Book Review

Title: _____

Author: _____


Did you like the book?


Rate the book by colouring in the stars.





What was your favourite part?

Draw your favourite scene from the book.



BLM SWA30  Special Word Activity: where




A large rectangular area enclosed by a dashed border, divided into two horizontal sections by a solid line. Each section contains two vertical solid lines, creating a set of three horizontal lines for writing in each section. A small scissors icon is located at the top left corner of the dashed border.

Name: _____

Roll It On

Roll 1 or 2 die, write the number, count on.



_____ , _____ , _____ , _____

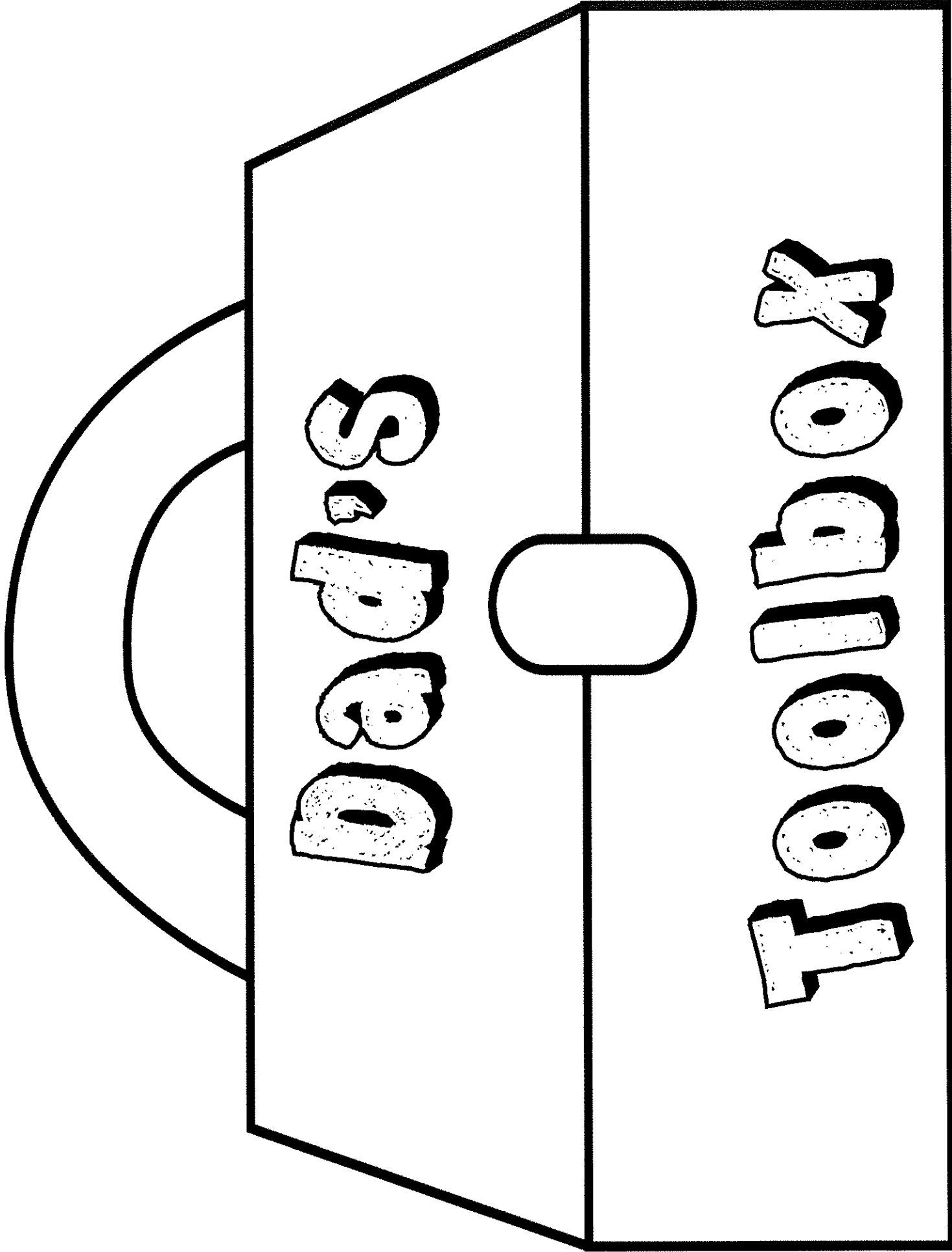
_____ , _____ , _____ , _____

_____ , _____ , _____ , _____

_____ , _____ , _____ , _____

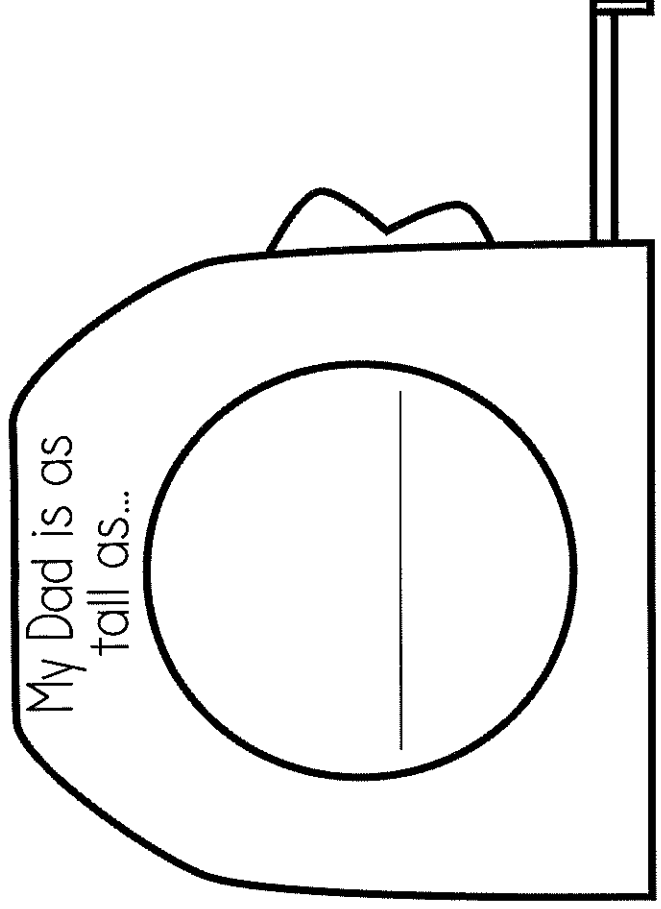
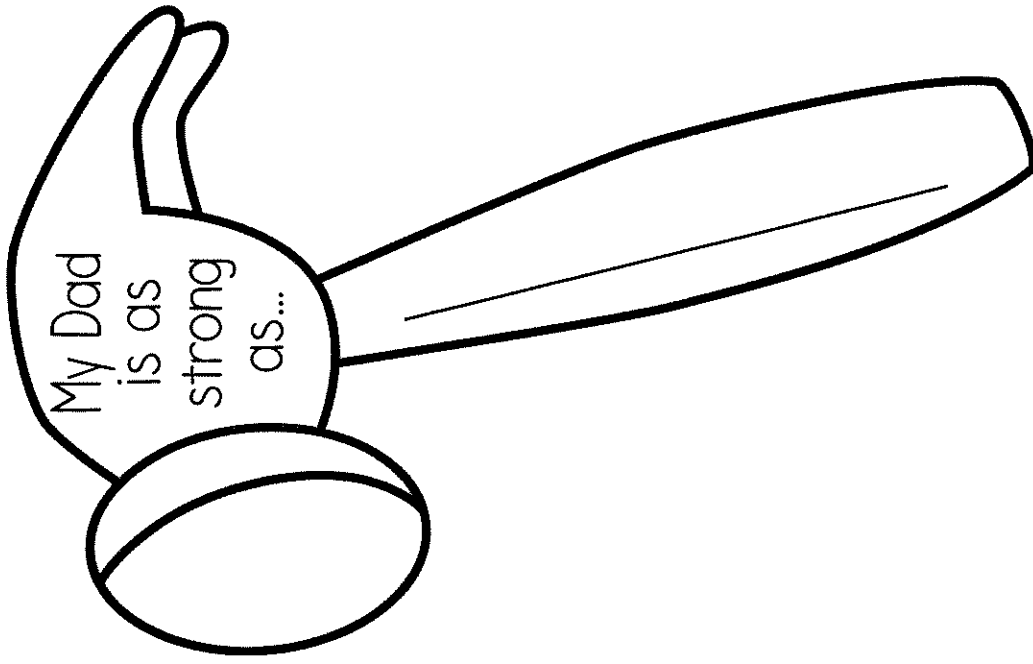
_____ , _____ , _____ , _____


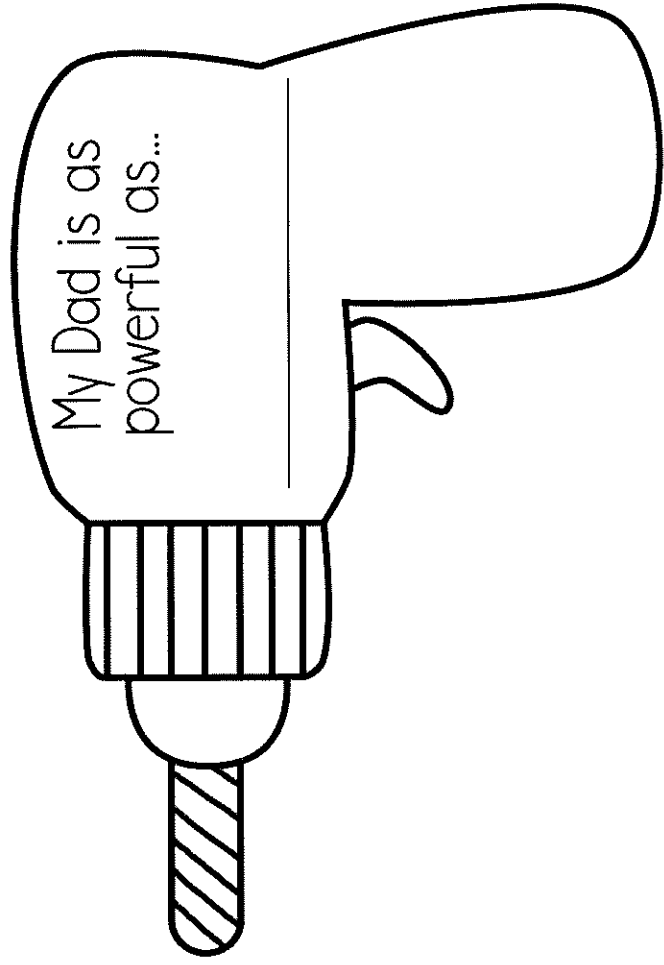
_____ , _____ , _____ , _____



Dad's

Toon





MY DAD

My Dad is as strong as

My Dad is as tall as

My Dad is as powerful as

My Dad is as sharp as

Extra - Just for Fun

Name _____

add and color

4	5	6	7	8	9	10	11	12
GREY	WHITE	RED	BLACK	BLUE	GREEN	YELLOW	BROWN	PURPLE

5+0

4+1

4+8

7+5

2+10

3+1

3+2

3+3

6+6

8+4

2+5

7+0

4+2

4+3

5+7

3+4

5+2

6+1

4+3

1+5

3+9

1+11

2+4

6+6

2+2

9+3

3+3

7+5

1+3

3+7

10+2

3+8

7+4

2+9

6+5

1+10

4+8

3+5

2+6

4+4

8+0

7+1

0+8

5+3

5+4

2+7

3+6

8+1

4+5

1

2

3

4

5

6