

Journey to Permanent Residence in Canada for International Students

Sarah Finall

Outreach Officer

Immigration, Refugees and Citizenship Canada (IRCC)



IMPORTANT: Policies & programs can change.

Please consult www.canada.ca/immigration for up-to-date information.



Immigration, Refugees
and Citizenship Canada

Immigration, Réfugiés
et Citoyenneté Canada

Canada

Agenda



Important concepts



**Working in Canada during studies
& after graduation**



**Pathways to permanent residence –
Express Entry**



Questions & Answers

Important concepts



Coming to Canada



- **Temporary Resident Visa or Electronic Travel Authorization (eTA)**
 - Allows you to travel to Canada but does not give you legal status in Canada
- **At the Port of Entry, a Border Services Officer will decide on:**
 1. Your admission
 2. Your legal status – temporary resident (*visitor, student, worker*) or permanent resident
 3. The length of your stay in Canada as a temporary resident

Immigration document vs. legal status



Come to Canada

- Temporary Resident Visa (TRV)
- Electronic Travel Authorization (eTA)

Stay in Canada Temporarily

- Visitor Record
- Study Permit
- Work Permit

Legal Status in Canada

- Temporary Resident
- Permanent Resident
- Canadian Citizen

National Occupational Classification (NOC)

skilled
jobs

NOC 0: management jobs

NOC A: professional jobs

NOC B: technical jobs and skilled trades

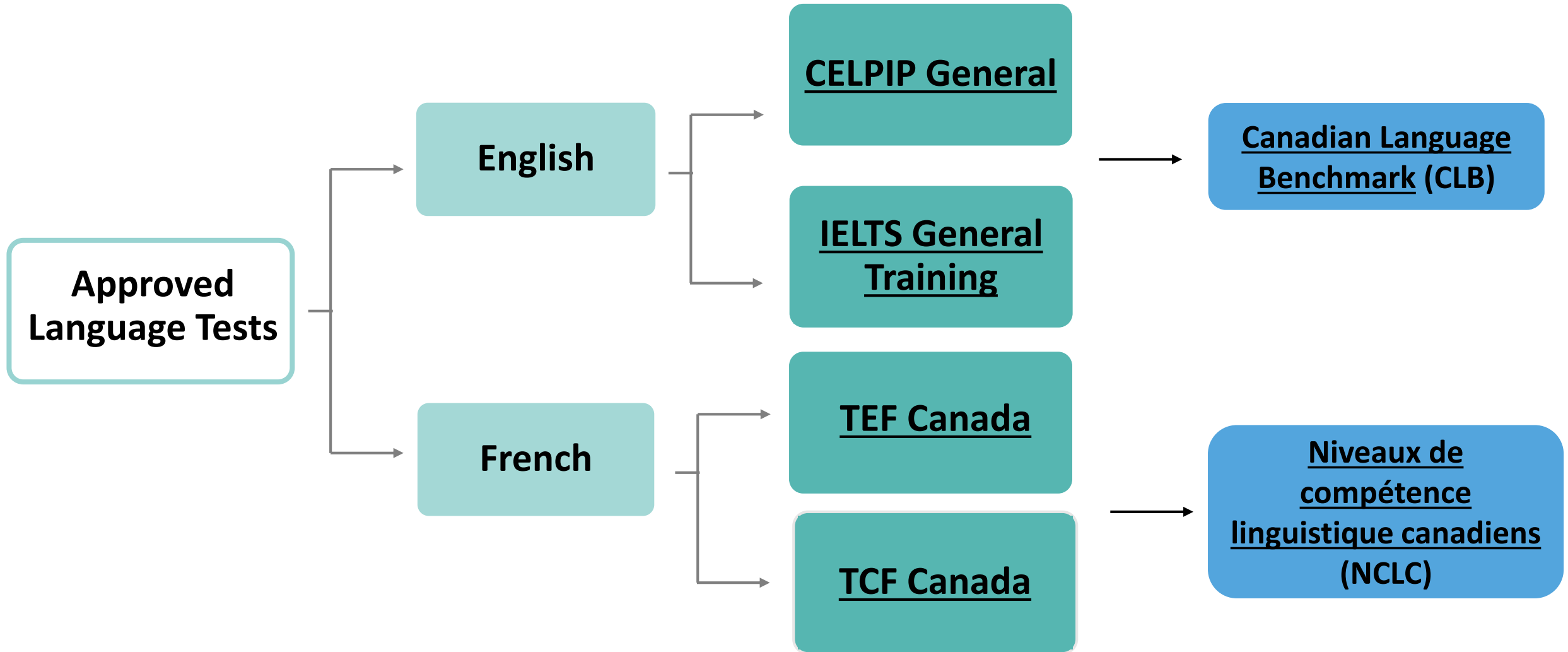
NOC C: semi-skilled jobs

NOC D: entry-level jobs

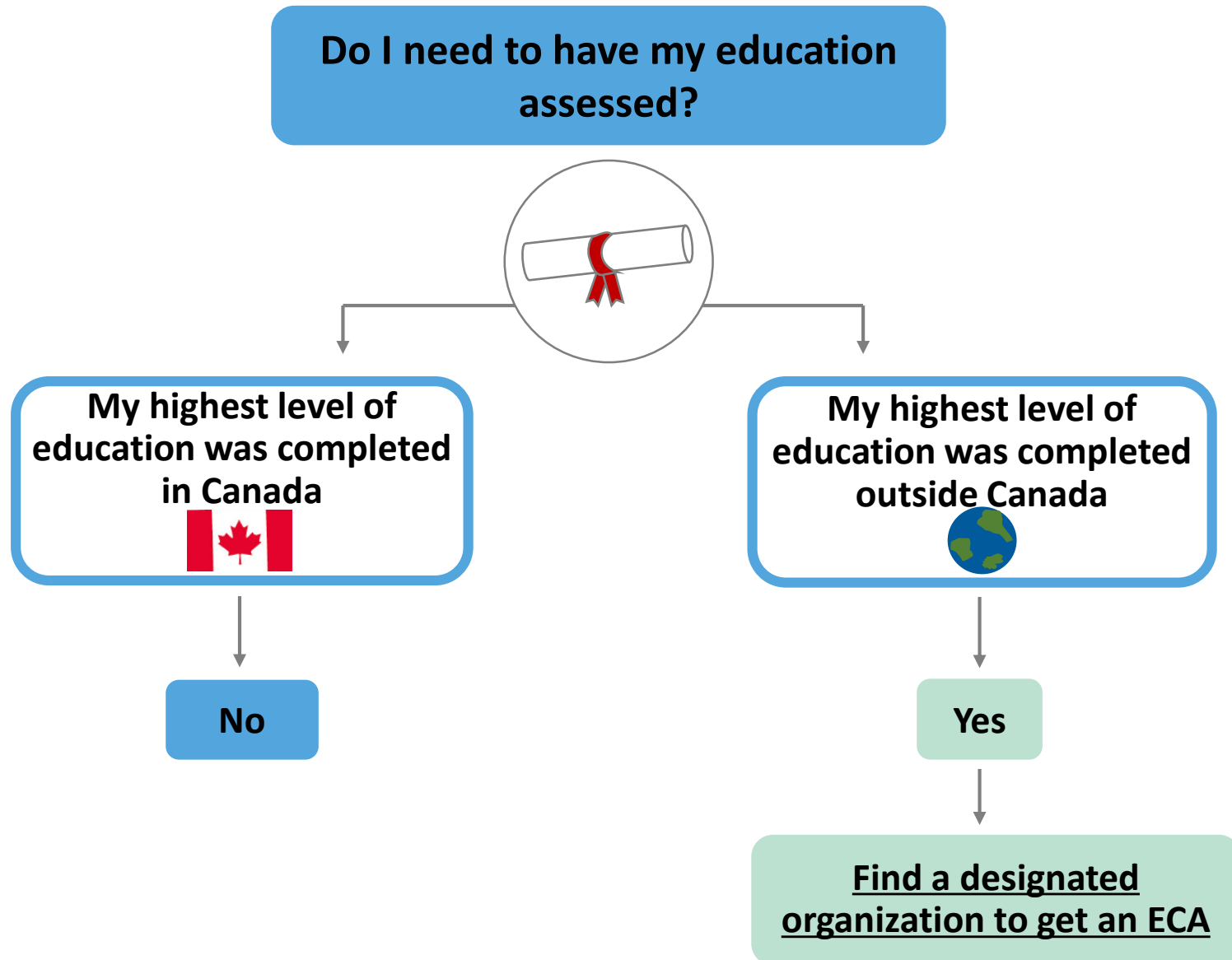
IMPORTANT: Work experience in **skilled jobs** (NOC 0, A, or B) is required before you can apply for PR through Express Entry



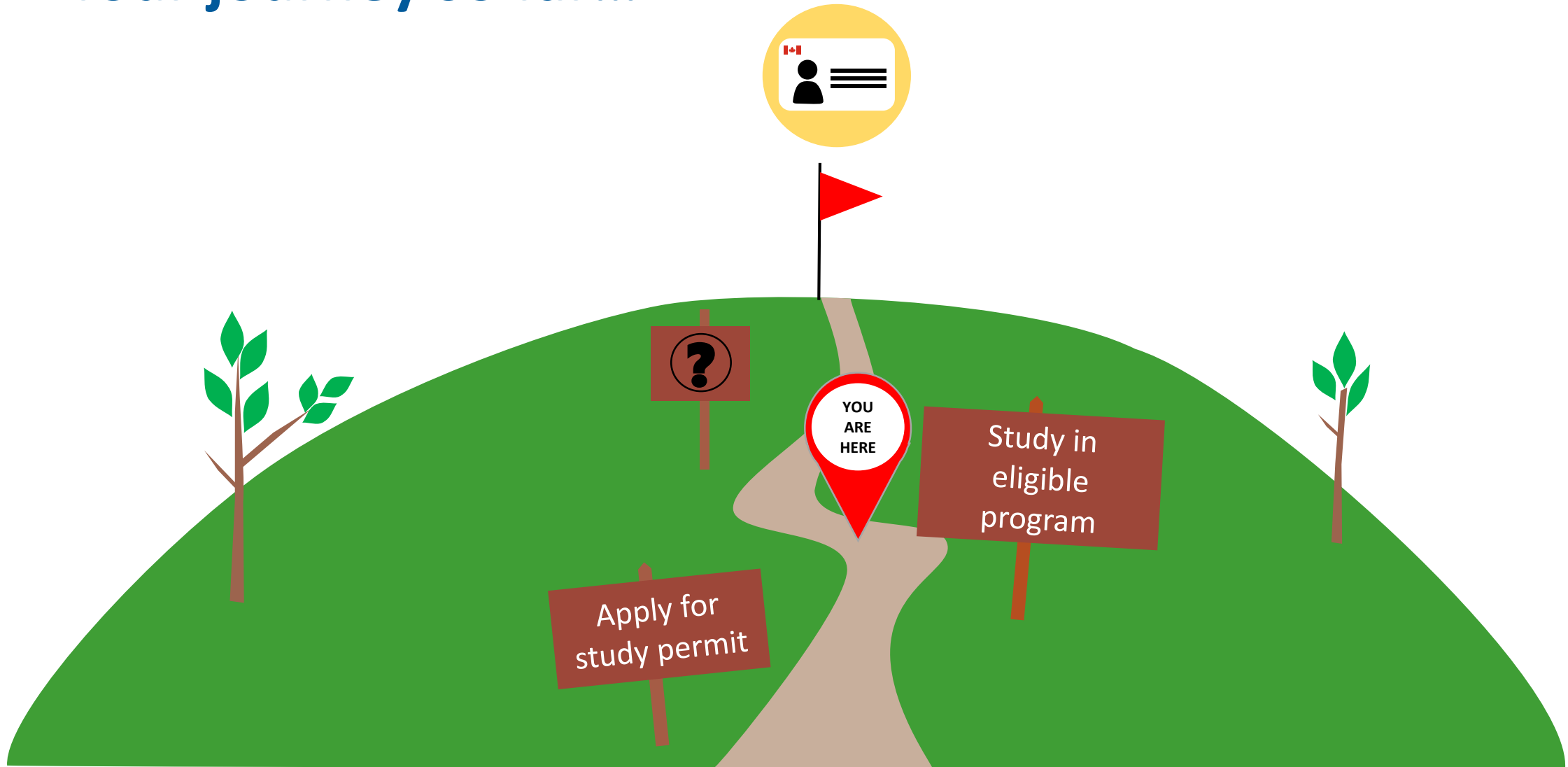
Language testing



Educational Credential Assessment (ECA)



Your journey so far...



Working in Canada during studies & after graduation



Working on-campus while studying



- **You can work on-campus without a work permit only if:**
 - You are a full-time student at an eligible educational institution
 - Your Study permit says you can work on- or off-campus
 - You have already started studying
 - You have a Social Insurance Number (SIN)
- **You can work full time on campus without a work permit if you meet these conditions**

Working off-campus while studying



- **You can work off-campus without a work permit only if:**
 - You are a full-time student at a designated learning institution (DLI)
 - Your study program is minimum 6 months and leads to a degree, diploma or certificate
 - Your study permit says you can work off-campus
 - You have already started studying and you have a SIN
- **During regular school terms/ semesters you can work off-campus for up to 20 hours per week.**
- **If you are on a scheduled break (i.e. winter or summer break) you can work full-time IF you are a full time student before and after the scheduled break**
- **Exception:** in your final semester you can study part-time if you do not need a full course load to graduate

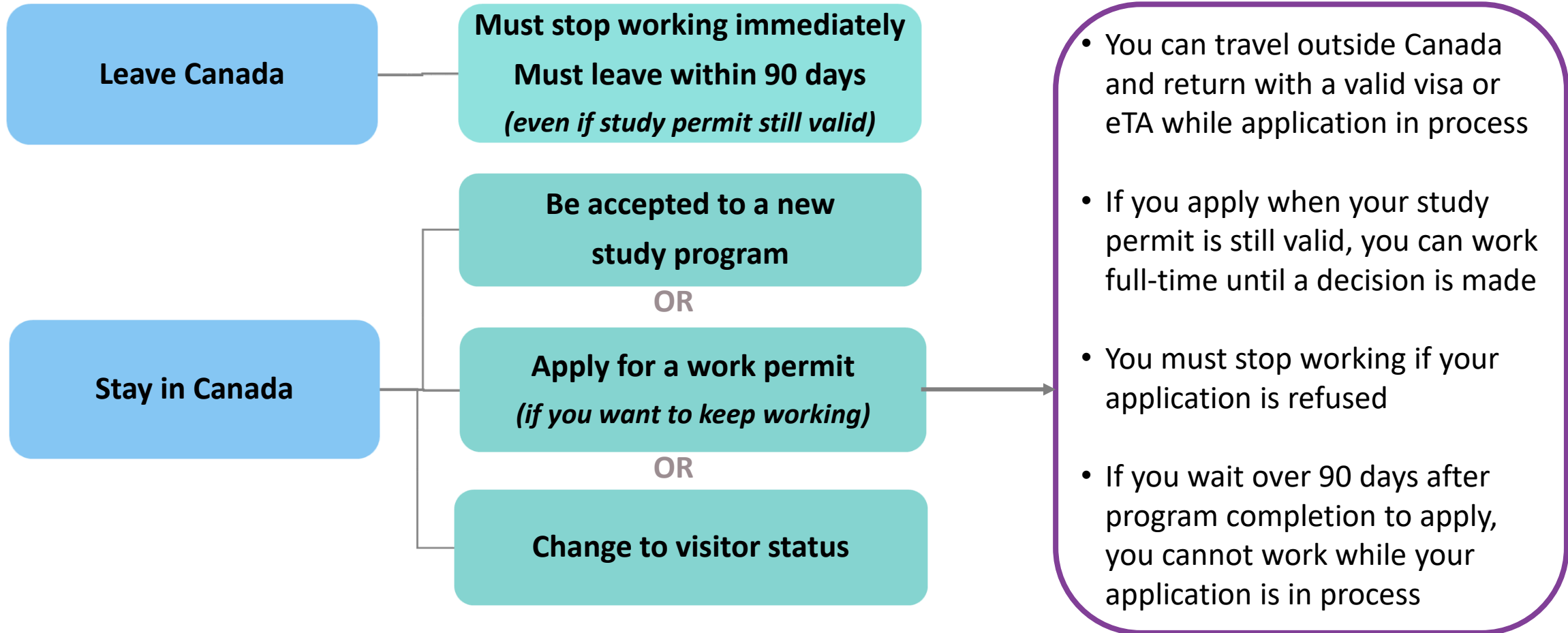
Co-op or internship programs



- **You can apply for a co-op work permit if:**
 - You have a valid study permit
 - The co-op or internship placement is required to complete your study program
 - You have a letter from your school that confirms all students in your program need to complete work placements to graduate
 - The co-op or internship totals 50% or less of your study program

Options after completing your study program

WITHIN 90 DAYS of receiving your completion letter OR final transcript:



Post-Graduation Work Permit (PGWP)

What is it?

- An Open work permit
- Helps you gain Canadian work experience
- Helps support your PR application (if your experience is a NOC 0, A or B)
- Is **Not** Renewable

Post-Graduation Work Permit (PGWP)

How long is it valid?

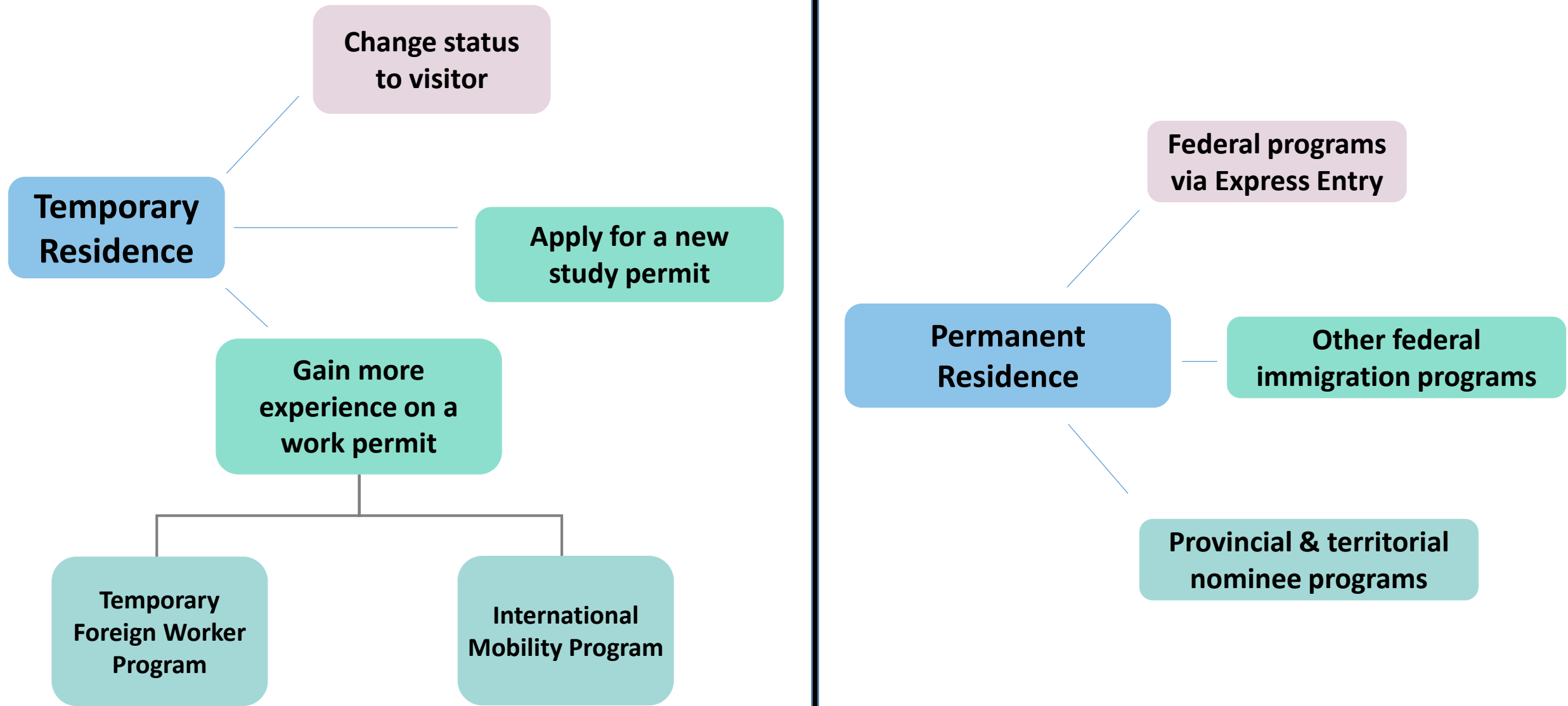
- **Depends on length of study:**
 - Less than 8 months = not eligible
 - 8 months - 2 years = same length as study program
 - 2 years and longer = 3 years
- **A work permit cannot be issued for longer than the validity of your passport**

Post-Graduation Work Permit (PGWP)

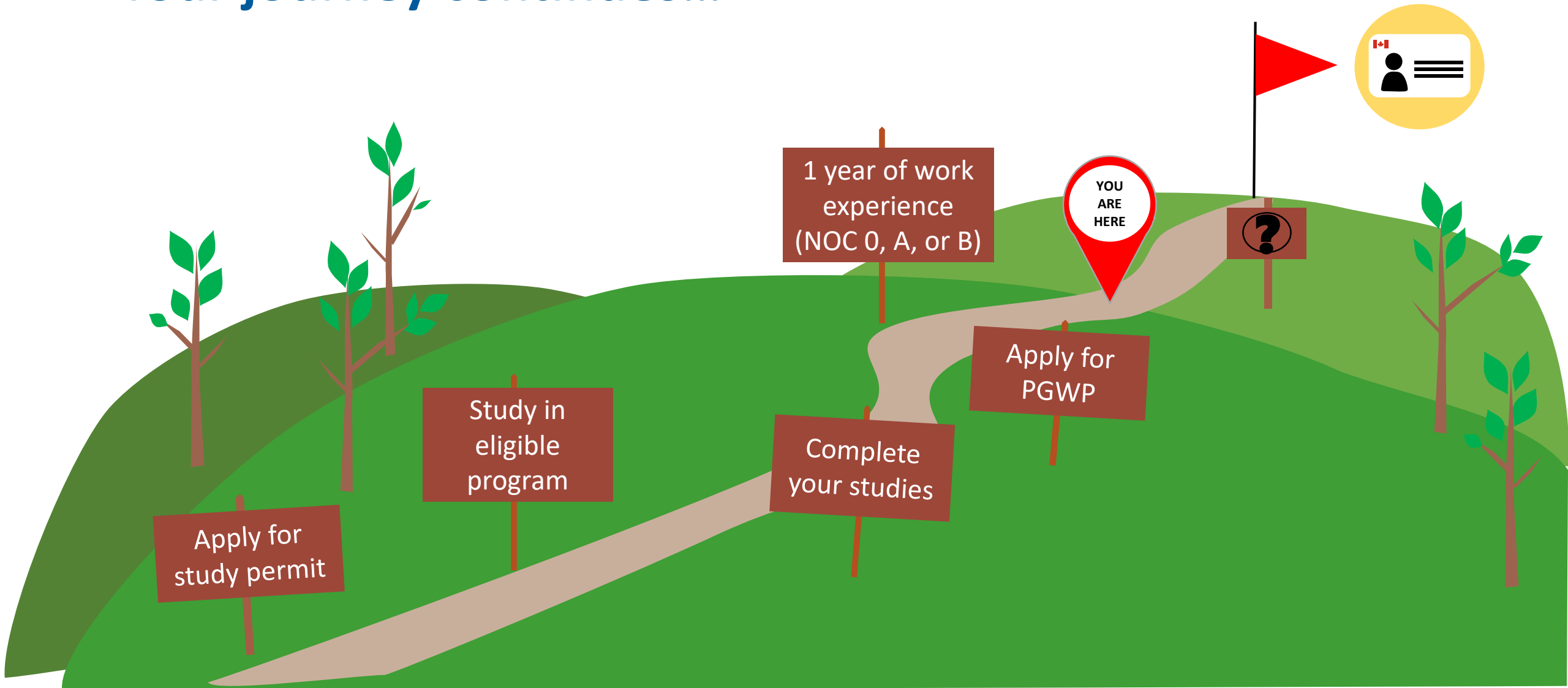
How do I
qualify?

- Successfully complete an eligible program
- Study full-time at an eligible Designated Learning Institution
- Do not take unscheduled breaks or unauthorized leave
- Do not exceed the allowable hours of off-campus work
- Apply within **180 days** of **receiving letter of completion** or **final transcript** from your school

When your PGWP Expires...



Your journey continues...



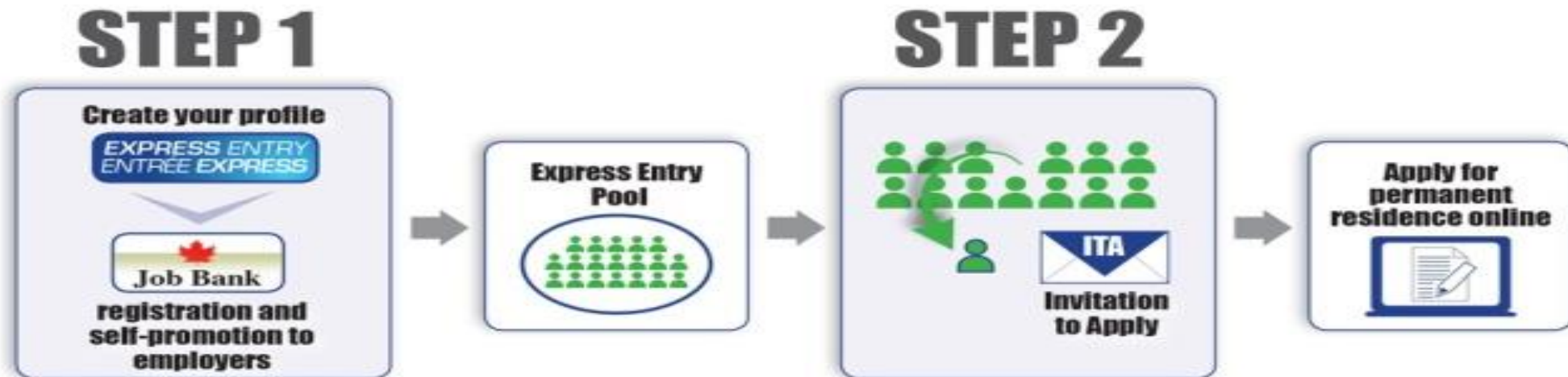
Pathway to PR through Express Entry



EXPRESS ENTRY



- Online system that manages expressions of interest in becoming a permanent resident of Canada
- Must meet minimum requirements to create a profile
- Your profile will be given a score and ranked against other candidates
- Creating a profile is free



Pathway to permanent residence through Express Entry



Express Entry is your first step to immigrate permanently as a skilled worker under:



Federal Skilled Worker Program (FSW)



Federal Skilled Trades Program (FST)



Canadian Experience Class (CEC)



A portion of the Provincial Nominee Program (PNP)

- Only skilled work experience (NOC 0, A, B) qualifies for Express Entry
- Pass an approved language test — results must be **less than two years old** when you
 - complete your Express Entry profile, **and**
 - apply for permanent residence

Minimum eligibility criteria for Express Entry



Federal Skilled Worker Program

At least 1 year continuous skilled work experience (in Canada or elsewhere)

Official Language Proficiency (CLB 7)

Secondary education or above (supported by ECA)

At least 67 points in the Federal Skilled Worker points grid

Federal Skilled Trades Program

At least 2 years work experience in a skilled trade

Official Language Proficiency (CLB 4-5)

Meet the job requirements of that trade described in the NOC

Full-time employment offer or trade certification from a Canadian province or territory

Canadian Experience Class

At least 12 months skilled work experience (in Canada)

Official Language Proficiency (CLB 7 for NOC 0, A; CLB 5 for NOC B)

Secondary education or above (supported by an ECA)




- **Provincial / Territorial Nominee Programs**

- **AB**

- ❖ <https://www.alberta.ca/ainp.aspx>

Express Entry is a step-by-step process


Step 1: Create your Express Entry Profile



Express Entry Pool



Step 2: Receive an Invitation to Apply



Apply for Permanent Residence Online



Express Entry profile


IMPORTANT

- Profile is valid for one year
- Keep it up-to-date
- There are no guarantees
- Be truthful



Comprehensive Ranking System (CRS)

Comprehensive Ranking System
Calculator Tool



Invitation to Apply (ITA):

- Issued to the **highest scoring candidates** in the Express Entry pool in each invitation round
- Minimum CRS score for ITA on December 23, 2020: **468**

CRS: Maximum points for each factor

Core Human Capital Factors	Single	Spouse
Age	110	100
Education	150	140
1 st Official Language	136	128
2 nd Official Language	24	22
Canadian work experience	80	70
Spouse Factors	40	
Education	10	
1 st Official Language	20	
Canadian work experience	10	

Skill Transferability	100 points max
Education (with OL or CDN exp)	50
Foreign work experience (with OL or CDN exp)	50
Qualification cert (with OL)	50
Additional Points	600 points max
Provincial Nomination	600
Valid job offer	200 (max)
Canadian Education	30 (max)
French proficiency	50 (max)
Siblings in Canada	15 (max)

Total: 1200 points max

CRS additional points: Valid job offer

★ Valid job offer (NOC 00 executive): **200 points**

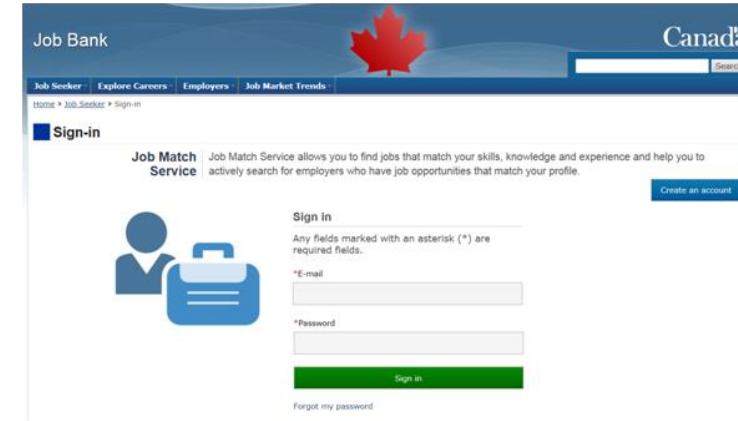
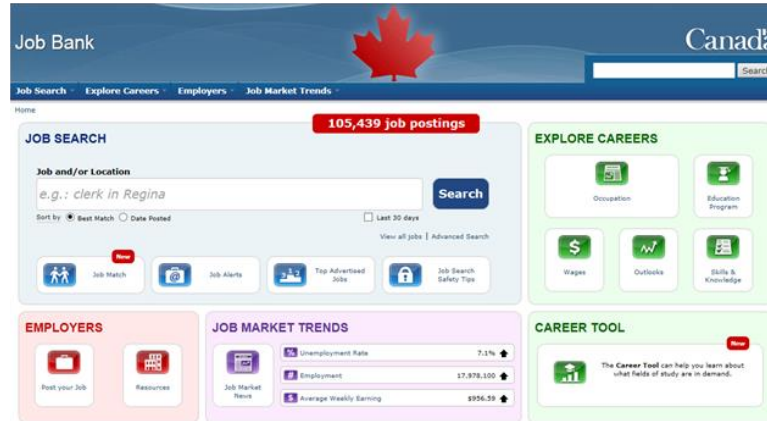
★ Valid job offer (NOC 0, A or B): **50 points**

- Job offer must be:
 - minimum **1 year** once you receive PR;
 - non-seasonal;
 - NOC 0, A, or B; and
 - supported by a Labour Market Impact Assessment (LMIA) unless one is not needed



! You can still get points for Canadian work experience without a valid job offer

Register with Job Bank



- If you do not already have a valid job offer or provincial/territorial nomination, you are encouraged to register with **Job Match** after creating an Express Entry profile
- Connect with job opportunities in Canada based on your skills, knowledge, and experience: **www.jobbank.gc.ca**

CRS additional points: Provincial/Territorial Nomination

★ Provincial/Territorial Nomination (PNP): **600 points**

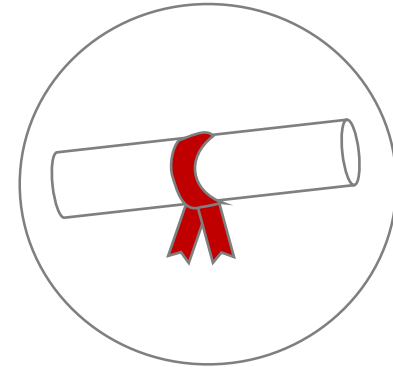
- Candidates nominated under the Express Entry stream of a provincial or territorial nominee program
- Criteria and streams differ across the country

! To go through an Express Entry stream of a PNP you must first meet minimum criteria for 1 of the 3 Federal programs (FSW, FST, CEC)



CRS additional points: Education completed in Canada

- ★ Diploma or certificate (1 or 2 years): **15 points**
- ★ Degree, diploma or certificate (3 years or longer), Master's, entry-to-practice professional degree, or doctoral degree (minimum one academic year): **30 points**
- ! You must have completed the studies at a Designated Learning Institution (DLI)
- ! Each educational program needs to be entered separately into the Express Entry profile



CRS additional points: Canada's official languages

- ★ French test results at NCL 7 in all four abilities: **25 additional points**
- ★ French test results of NCL 7 in all four abilities + English test results at CLB 5 or higher: **50 additional points**



Parlez-vous français?

Visit **canada.ca/francoimmigration**
to learn about Francophone life across Canada

CRS Additional Points: Sibling in Canada



★ A sibling who is a Canadian permanent resident or citizen, is residing in Canada, and is at least 18 years old: **15 points**

- *Sibling* = the biological or adoptive children of candidate or accompanying spouse's
 - father or mother
 - father or mother's spouse
 - father or mother's common-law partner

Apply for Permanent Residence Online after Receiving an ITA

A Complete Application Requires:

- Electronic application for permanent residence (e-APR)
- Cost recovery fees
- Supporting documentation

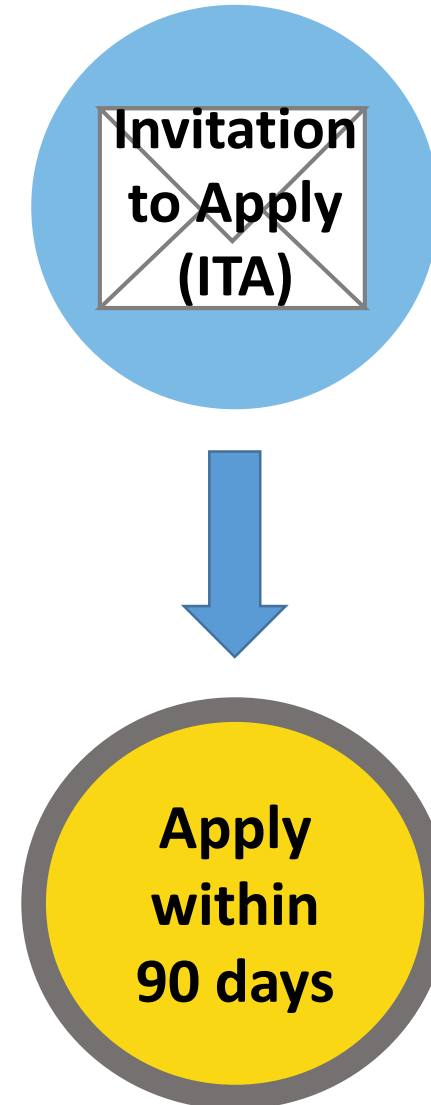
Personalized Document Checklist

- Medical examination confirmation
- Police certificates
- Biometrics
- Copy of the biographical data page of a passport or travel document
- Proof of work experience
- Other documents as required

For Complete Applications:

We verify all eligibility and admissibility criteria


We process them in six months or less, 80% of the time



How much money do I need?

To pay for your application:

Application Fee*

 **\$825**
Principal applicant

 **\$825**
Spouse/partner

 **\$225**
Dependent child

Right of Permanent Residence Fee

 **\$500**
Principal applicant

 **\$500**
Spouse/partner


*Fee is for processing and is non-refundable

Minimum amount for proof of funds:

Proof of Funds (FSW & FST Only)*

 **\$12,960**
Family of 1

 **\$16,135**
Family of 2

 **\$19,836**
Family of 3

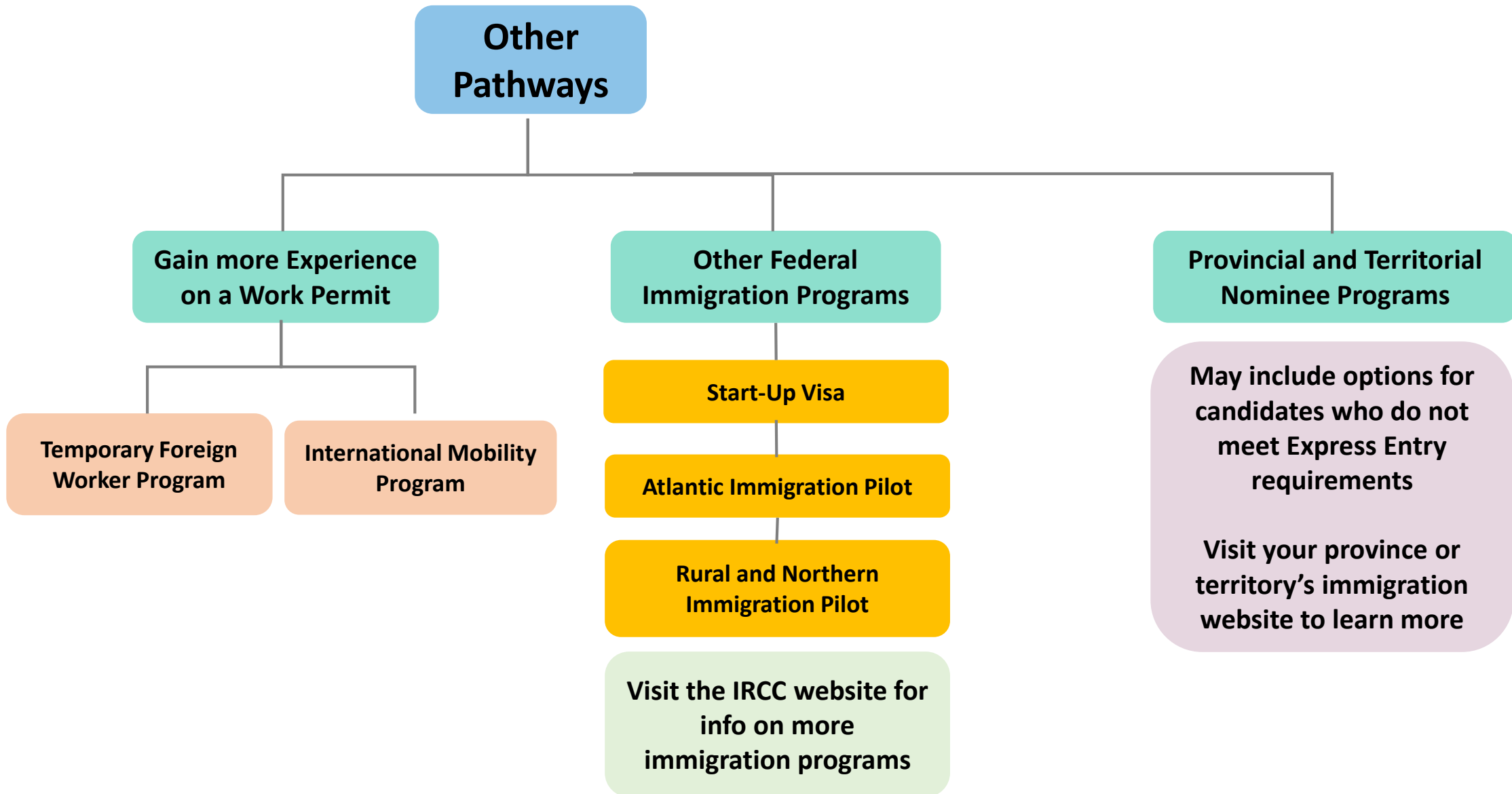
 **\$24,083**
Family of 4

*Exemption if you have a valid job offer

Your Journey through Express Entry is Complete!



If you are not eligible for Express Entry ...



For More Information

REMINDER: Policies and programs can change.
Please consult www.canada.ca/immigration
for accurate, up-to-date information.

IRCC Covid 19 Special Measures:

<https://www.canada.ca/en/immigration-refugees-citizenship/services/coronavirus-covid19.html>

IRCC Web form:

www.cic.gc.ca/english/contacts/web-form.asp



English: [@CitCanada](https://www.facebook.com/CitCanada)
French: [@CitImmCanFR](https://www.facebook.com/CitImmCanFR)



English: [@CitImmCanada](https://twitter.com/CitImmCanada)
French: [@CitImmCanFR](https://twitter.com/CitImmCanFR)



[CitImmCanada](https://www.youtube.com/CitImmCanada)