

Jubilee Virtual Castle Camp Weekend 10-11th April



Notes to parents

Thank you for allowing your daughter to join in our virtual camp, we hope she enjoys herself.

Siblings and parents/guardians are very welcome to join in. Please note the timings are only guidelines, you are welcome to do any of the camp at any time. The facebook and youtube videos will be available until the end of April.

Girlguiding Northamptonshire accepts no responsibility for loss or damage to people or property. All activities must be risk assessed by you the parents/guardians and adapted accordingly if considered too risky for your daughter.

A badge will be available at a later date once we have established exactly how many are required. Please let your leader know if you would like your daughter to have one. The cost will be £1.50.

We would love to see any photos and be able to put them on our website. This will mean they will be in the public domain and accessible to the outside world. They can be emailed to jubilee@girlguidingnorthamptonshire.org over the weekend.

We hope you enjoy our first virtual camp and look forward to welcoming your daughter to Jubilee Campsite in the not-too-distant future.

Thank you so much for your support.

Before the Weekend: Collect cardboard for one of our activities!

**You must sleep somewhere different to your own bed:
Maybe in a tent or somewhere inside
Perhaps you can even make your new sleeping place into a
castle!**

Girls and adults can complete the challenges at any time. Timings are only suggested. The opening, closing and campfire will be posted on Youtube and Girlguiding Northamptonshire's Facebook page at the times below.

We hope to see you at Jubilee Campsite very soon.

THANK YOU for taking part!

Saturday 10th April

Build your Castle!

1) Using cardboard you've collected, can you make your own den or castle? You could add a draw bridge or a portcullis! You can add any other materials you like (just check with an adult first). This could be the place you sleep tonight!



OR

2) Can you design your own castle? What would you include? You could use craft materials, building bricks (Lego etc) or just some pens and paper! You could even use a digital platform such as Minecraft to make your design...




10am

11:30am

Jubilee Castle Camp Welcome and Opening! (Posted on Facebook and Youtube)

Castle Themed Lunch

What food can you turn into a castle shape? Sandwiches? Cheese and Vegetables?
Or if you have a sweet tooth- Waffles? Gingerbread?
How will you turn your lunch into a castle?



11:45am

Family Coat of Arms

Make a family coat of arms to fly from your castle, it should have 4 different sections to represent who you are and what you enjoy doing.

You can use the template below our programme to help you.

1:30pm

Saturday 10th April

A Knight's Adventure!

Now that you have your coat of arms it's time to go on a Knight's Adventure. What type will you choose- **Explore** or **Quest**?

EXPLORE: Go on a walk around outside (minimum of 30 minutes) What is the oldest building you can find? **OR**

Can you see things on your walk that begin with the letters that spell out 'C.A.S.T.L.E'? Take photos of them when you spot them! **OR**

Walk around your house and find the oldest thing you can. What can you find out about this item? (Don't forget to ask an adult first!)

3:00pm

QUEST: Go on a walk around outside (minimum of 30 minutes) Do you see lots of litter around an area where you live? Or would you like to see some more accessible areas that people can use? What would you change if you could? **OR**

Think of any area you know very well: Your nearest town, city or a place you like to visit. If you could change one thing about that place for the better what would it be?

Write your idea down and plan your quest to change something in your community for the good! Come up with options of what you could do. Maybe you'll decide to act upon your ideas in a future (Remember to ask an adult if you need help- Complete your quest together!)

(Psst... Did you know that women sometimes became Knights? Horrible Histories introduces you to one here! <https://www.youtube.com/watch?v=38mEN34lbTw>)

A Medieval Dinner

Help cook a dinner of your choice at home. You could set your table just like a medieval banquet. Use the pictures below as inspiration. You might decide you want to make a meal based on a medieval dish. (Especially Rangers/ Adults)

There are some recipes attached below the programme that you could use as a starting point!

5:00pm



6:30pm

Castle Ball and Campfire, Wear your party outfits or uniform!

(Posted on Facebook and Youtube)

Bedtime!

That's the end of Day 1. Bed time in your castle or different sleeping place at a time of your (parents) choice.

Sunday 11th April

9:30am

Good Morning!

Like all good campers clear your site, put all your homemade castle/bed away so there is no evidence left to show you have been there.

10:00am

Let's go back in time...

Castles and Palaces appear all over the world, choose a castle, find a picture and 5 facts about that castle. For example, you could choose a castle you recognise from a TV show or movie... Check out the pictures below and see if you can discover their real names and location!



"Camelot"- BBC Merlin



"Downton Abbey"



"Hydra Outpost"-
Avengers: Age of Ultron

OR

Complete a Castle Quiz!

Kahoot Castle Quizzes will be available on the Girlguiding Northamptonshire's Facebook page. You could play with your family or even the rest of your Girlguiding Unit via video conference!

A paper copy of the quiz is available below.

10:45am

Modern or Medieval?!

If a person from the past walked into your house today, how would they react? If you went back in time to a different era, how would you feel? Explore this idea from either of these starting points...

1) Castles are very old and hold lots of stories, talk to an elderly family member or neighbour on the phone and find out what life was like when they were young.

2) Castles are some of the oldest buildings we can still see in the U.K. today. People lived safely within their strong walls because they were made to keep out enemies, keep food and water fresh for eating and allow those inside to see anyone coming to visit. Look around your home and compare what we have today and how it was to live in a Castle 950 years ago. How do you get your water? How do you store the food in your house today? Castles had moats and drawbridges to make sure only people who were welcome could get inside - what does your home have?


With the information you collect, you could write a short story/make a comic/ write a silly song/ design a poster or collage/make a short video or online image.

Check out this video of when 21st Century girls got to interview a Medieval Noble woman! <https://www.youtube.com/watch?v=1k-LhWB4QaA>

11:30am

Reflections and Closing
(Posted on Facebook and Youtube)

Coat of Arms- You can use this template or make one of your own.



Both these recipes can be found in the book
Horrible Histories- Measly Middle Ages!

Medieval Cabbage Soup

Ingredients

600g Cabbage (Leaves cut into strips)
225g Onions (peeled and chopped small)
225g Leeks (white part sliced into thin rings)
1/2 tsp of salt
1/4 tsp of coriander
1/4 tsp of cinnamon
1/4 tsp of sugar
1/4 tsp of turmeric powder
850ml Water
Chicken or Vegetable stock cube

Method

1. Boil the water in a saucepan and crumble in the stock cube
2. Stir in the turmeric powder, cinnamon, coriander, salt and sugar
3. Add the sliced cabbage, chopped onion and leek rings to the boiling stock
4. Cover the saucepan and boil gently for 20 minutes
5. Serve with squares of toast or small strips of fried bacon

Medieval Rose Pudding

Ingredients

The petals from fully opened roses (Well washed!)
4 level tbsp cornflour
275ml milk
50g caster sugar
3/4 tsp ground ginger
3/4 tsp cinnamon
575ml single cream
pinch of salt
10 dates (stoned and chopped small)
1 tbsp pine nut kernels

Method

1. Boil the rose petals in water for 2 minutes
2. Drain the water and press the petals between kitchen towels under a heavy weight
3. Put the cornflour in a saucepan and slowly add the milk, stirring all the time.
4. Put the pan on to heat and warm until the mixture starts to thicken
5. Pour the mixture in a blender, add the sugar, cinnamon, ginger and rose petals. Blend until smooth
6. Blend in cream and salt. Then return mixture to a sauce pan.
7. Heat and stir until mixture is like a thick cream.
8. Stir in dates and pine nut kernels and heat for further two minutes.
9. Pour into glasses and leave to cool. Can be eaten straight from the fridge!



You can find a variation of this recipe that uses Rose Water here:
<https://britishfoodhistory.com/2019/05/17/medieval-rose-pudding-rose/>

This recipe is taken from:

https://www.english-heritage.org.uk/siteassets/home/members-area/kids/eh_web_pie_recipe.pdf



LOL!
What cheese surrounds a medieval castle?
Mozzarella!

DID YOU KNOW?

Forks were only introduced to England in the 17th century!

MAKE A TASTY MEDIEVAL MEAT PIE

FEAST LIKE A LORD WITH THIS SIMPLE RECIPE TO CREATE A CASTLE-THEMED PIE!

Pies were a popular way for people living in castles to enjoy their favourite meat and poultry. They were also flavoured with expensive spices that were a delicacy and sign of how wealthy you were. Here's a recipe for your own delicious pie with a crenellated crust to look like castle battlements! Don't forget to ask a grown up to help you make it.

INGREDIENTS:

- 1 tablespoon olive oil
- 1 onion
- Carrot
- Sticks of celery
- 600g your favourite meat (beef mince, diced chicken, pork mince etc)
- 2 tablespoons tomato puree
- 400g tin chopped tomatoes
- 1 tablespoon ground ginger
- 1 teaspoon cinnamon
- 1 teaspoon cloves
- 1 teaspoon nutmeg
- Salt and pepper
- 1 sheet puff-pastry
- 1 egg

METHOD:

- Preheat the oven to 180°C. Chop up the onion, carrot and celery.
- Put a large saucepan on the hob and heat the oil. Gently fry the onion, carrot and celery until they're soft.
- Add your meat of choice and cook for 6–8 minutes on a medium heat.
- Add the tomato puree, tomatoes and spices, salt and pepper and stir it all together. Simmer for 30 minutes to let the liquid evaporate.
- Pour the mixture into a 24cm pie dish and cover with the pastry sheet. Trim the edges, prick it with a fork and cut a slit in the centre. Then beat the egg and brush it over the pastry.
- Using the leftover pastry make a strip and cut squares into it to make your castle wall. Place this around the outside of your pie, prick it with a fork, and brush with egg.
- Bake for 25 minutes or until pastry is golden.
- Invite your friends and family to get stuck in!

This table might help you collect ideas for
“Modern or Medieval”!

	Castles	My house
Safety		
Food storage		
Water supply		
Power		
Visitors		
Entertainment		

Medieval Maid Marian and her Modern Bedroom!




What is this weird thing on the wall?



I much prefer these tapestries!



How is this thing supposed to keep me warm?



I need a huge fireplace!



This bed is missing something...



4 posts and some curtains! Much better!

Castle General Knowledge Quiz

1) What is the biggest castle in England?

Warwick/Rockingham/ Windsor

2) Which country has the most castles per square mile?

England /Wales /Scotland/Ireland

3) Where were castles usually built?

In a valley/ at the top of hill/ at the end of a road

4) Why did castles have moats?

To teach the children to swim/ to control people leaving/ to slow the enemy attack down



5) This castle is called Neuschwanstein in Germany, It was the inspiration for which famous Castle?

The tower at Alton Towers/ Hogwarts Castle Harry Potter/ Princess Fiona's Castle, Shrek/ Sleeping Beauty Castle, Disneyland California

6) Framlingham castle was the inspiration for a song called "Castle on the Hill". It is sung by...


Ollie Murs /Ed Sheeran/Justin Bieber/ Harry Styles

7) Which castle is the backdrop for the flying lesson in Harry Potter, Philosopher's stone?

Warwick/Durham/Alnwick/ Caernarfon

8) Which Disney film features this castle?

Beauty and the Beast/Sleeping Beauty/ Cinderella/ Tangled (Rapunzel)



Extra questions for Rangers and adults...

8) What is said to be the biggest castle in the world?

9) What castle is close to Waddow?

10) What was the first castle that King William I built?

11) Who introduced the motte and bailey? Romans/Normans/Saxons

12) What does Motte and Bailey mean?

13) They stopped building castles in 1300 because

How well do you know your castles around the world. Try this <https://www.wanderlust.co.uk/content/castles-of-the-world-quiz/>

1) Elsa makes herself a castle made out of...

Stone/ Ice/ Wood/ Bricks

2) The Minions are trying to steal the Queen's Crown from this castle! What is it called?

Windsor Castle/ Warwick Castle/ Dover Castle/ Tower of London



3) King Arthur lives at Camelot. What shape is the table he sits at with his knights?

Circle/ Triangle/ Diamond/ Rectangle

4) Which Hogwarts house has their common room near the castle kitchen?

Gryffindor/ Ravenclaw/ Hufflepuff/ Slytherin

5) When Sleeping Beauty falls asleep, what grows over the castle?

Spider Webs/ Tomato Plants/ Thorny Rose Bushes/ Ivy

6) In Shrek, The tower where Princess Fiona lives is guards by what?

A Dragon/ A Giant/ A Bear/ Wolves

7) Which corridor is forbidden for students to use at Hogwarts Castle?

2nd Floor Corridor/ 3rd Floor Corridor/ 4th Floor Corridor/ 5th Floor Corridor

8) Finish the title of this story, Howls [BLANK] Castle....

Thinking/ Moving / Jumping/ Playing

Leaders

Please can you email jubilee@girlguidingnorthamptonshire.org by the end of April with badge numbers and an official order form will be sent in return. We need to get the badge numbers fairly exact.

Please send this to parents and feel free to join your girls virtually for opening, closing and /or campfire if you wish.

A huge THANK YOU for your support

