

---

# JUE-500 FleetBroadband

---



*– with the new JRC JUE-500 FleetBroadband FB500 onboard communication has never been this fast*

---

**Quality voice and high-speed data**

**Proven antenna design**

**Single coax installation**

**Dedicated compact solution**

**Wide range of interfaces as standard**

---

# JUE-500 FleetBroadband – performance features

## Unique features

- The JUE-500 FleetBroadband FB500, the latest-generation maritime communication solution from JRC, is compactly designed, easy to install and puts high-speed connectivity right at your fingertips.



## Antenna design

The base of the dome is carved from one solid piece of aluminium, making it stable and durable. JRC adapted its proven three-axis control. The antenna size is greatly reduced by using the latest technologies.

Our company's long experience of antenna design ensured the antenna is robust and easy to install. No gyro or GPS input is required and it benefits from having no cable under the radome, which means there is no need for 'cable unwrap' maneuvers to free cable that has become twisted as the device moves to locate the satellite.

These and more features make the electronics and mechanical design of the JRC JUE-500 as advanced on the inside as it is on the outside.

## At "work" at the same time

FleetBroadband provides simultaneous access to high quality voice and high-speed data, along with email, fax and SMS messaging. A captain can download the latest weather and navigational charts. At the same time, crew can do all the things online that they normally do at home, such as sending emails, accessing social networking sites, calling friends and family – a vital resource for maintaining morale when away at sea for potentially months on end.

## High speed

Based on 3G standards, FleetBroadband will provide constant, simultaneous access to voice and high-speed data, capable of supporting always-on broadband connectivity at speeds up to 432kbps and streaming IP data rate of up to 256kbps.

Additionally, it allows users to send and receive SMS messages of up to 160 characters, a feature that is proven popular with crew who are used of texting from their GSM mobiles while on shore.




# JUE-500 FleetBroadband

## – developed for maximum ease of use

### Easy to install

With the antenna set inside a beautifully designed radome cover, ranging just over 60 cm and a compact below deck terminal, finding a space on your vessel for your new FleetBroadband FB500 shouldn't be a problem.

It has the same cable management philosophy resembling other Inmarsat products that JRC is offering, allowing for an easy installation as only a single coax cable is used between antenna and terminal.



### Applications

The JRC JUE-500 supports an extensive range of commercially available, off-the-shelf software, as well as specialised user applications. It is ideal for:

- Email and webmail
- Real-time electronic chart and weather updates
- Remote company intranet and internet access
- Secure communications
- Large file transfer
- Crew communications
- Vessel/engine telemetry
- SMS and instant messaging
- Videoconferencing
- Store and forward video

### JRC StarNetwork™

JRC has been providing sales and support of products since 1915. Today, JRC offers comprehensive assistance through its organisation, in partnership with a worldwide StarNetwork™ of over 270 fully trained and qualified partners and agents, assisting you 24 hours a day, 7 days a week and 365 days a year.



**JRC one-call™**

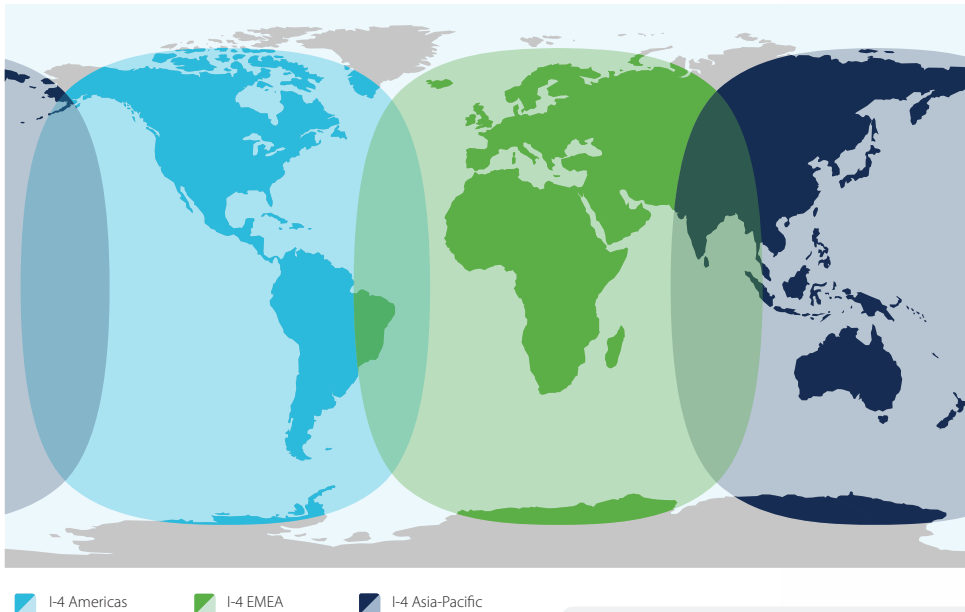
**One number to call**  
With JRC you can go anywhere and if you need our support, simply call us at +81 3 3492 9201, anytime.

# JUE-500 FleetBroadband – system flexibility

## Global coverage

The JRC FB500 is the latest in a long range of Inmarsat products and will take your vessel into the IP era. Delivered via the most advanced commercial communication satellites ever launched by Inmarsat, voice, fax and high-speed data connectivity is globally available through the JRC FB500 solution, except for the extreme polar regions.

## FleetBroadband coverage



This map depicts Inmarsat's expectations of coverage, but does not represent a guarantee of service. The availability of service at the edge of coverage areas fluctuates depending on various conditions.

## Flexible interfacing

Besides the reliable interfacing field on the below deck terminal, JRC offers an optional option interface unit, packed with a range of additional features. It has 4 telephone lines (RJ-11), 4 configurable LAN ports, 4 external buzzers, own JRC launchpad, built-in gyro interface and GPS signal input and output.



## What's standard in the box?

1. Antenna
2. Below deck unit
3. Handset
4. Cables
5. Manuals
6. Software CD
7. Installation parts
8. Spare parts
9. SIM card case

### Which cables?

Antenna to below deck unit	50 m
Power cable (for below deck unit)	5 m

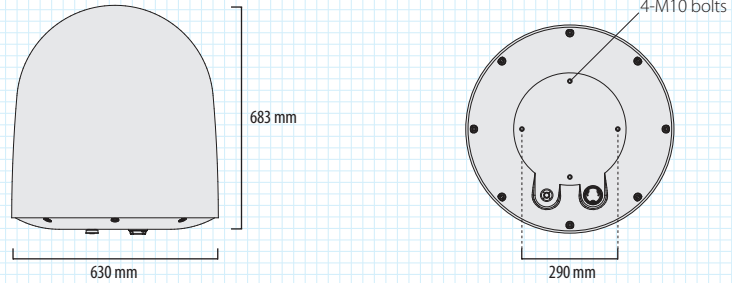


*Japan Radio Co., Ltd.*

# JUE-500 FleetBroadband – dimensions and weights


## Dimension drawings - Antenna

**GSC-501** Weight 25 kg



## Dimension drawings - Below deck unit

**GSC-502** Weight 2,2 kg



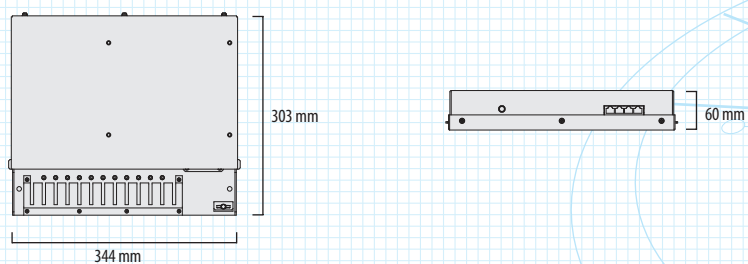
## Dimension drawings - Handset

**NQW-267** Weight 0,5 kg



## Dimension drawings - Option interface unit<sup>1</sup>

**NQA-2217** Weight 5 kg



<sup>1</sup>optional

# JUE-500 FleetBroadband

## – specifications

Model		JUE-500
Inmarsat type approved		✓
Frequency		
Transmit		1626.5 to 1660.5 MHz
Receive		1525.0 to 1559.0 MHz
Communication		
Standard IP		up to 432 kbps
Streaming IP		up to 256 kbps
Voice		4 kbps
Audio		64 kbps 3.1 kHz (for fax and analogue modem)
ISDN		64 k/56 kbps for ISDN video phone, G4 fax
Antenna		
Type		54 cm flat diameter
Polarisation		right-hand circular
Beam width		11° in 3 dB down direction
Radome		GRP
Power		
Voltage		19V to 31V DC
		100/110V or 220V AC (if connected to external PSU)
Current		≤2 A
Maximum		≤4.5 A (transmitting)
Ambient conditions		
Temperature		antenna -25° to 55°C, below deck unit -15° to 55°C
Relative humidity		0% to 95% non-condensing
Solar radiation		infrared 500 watts/m <sup>2</sup> , ultraviolet 54 watts/m <sup>2</sup>
Icing		up to 25 mm
Precipitation		up to 100 mm/h
Wind		up to 100 knots in operation
Ship's motion		
Roll		+30°/8 sec
Pitch		+10°/6 sec
Yaw		+8°/50 sec
Surge		+0.2 g
Sway		+0.2 g
Heave		+0.5 g
Turning rate		+6°/ sec (1°/s <sup>2</sup> )
Headway		30 knots
E.I.R.P.		+22.0 dBW +1/-2 dB
G/T		-7.0 dBK
Optional items		
Telephone		NQW-132B
Fax (Brother)		FAX-2820
Power transformer for fax (100V to 230V)		DD-118525
EMC filter for fax (direct coupling 230V)		RSHN-2003
Option interface unit		NQA-2217
Power supply		NBD-577C
Telephone junction box		NQE-3058B

All specifications are subject to change without notification.

For further information please contact:



**Japan Radio Co., Ltd.**

JRC

Cessnalaan 40-42

1119 NL, Schiphol-Rijk, The Netherlands

**T** +31 20 6 580 750

**F** +31 20 6 580 755

**E** sales@jrceurope.com

**W** www.jrceurope.com