

AD-A151 184

DOLLAR SUMMARY OF PRIME CONTRACT AWARDS BY STATE PLACE
AND CONTRACTOR FV8..(U) WASHINGTON HEADQUARTERS
SERVICES (DOD) DC DIRECTORATE FOR INF.. 1984
DIOR/ST24-84/PT-5


1/3

UNCLASSIFIED

F/G 15/5

NL







OSD

UNCLASSIFIED//FOR OFFICIAL USE ONLY

AD-A151184

DOLLAR SUMMARY OF PRIME CONTRACT
AWARDS BY STATE, PLACE, AND CONTRACTOR
PART 5

(Ashton, Rhode Island - Sinclair, Wyoming)

AD-A151 184

FISCAL YEAR 1984

0.1279-1543

DIOR/ST24-84/PT-5



DIRECTORATE FOR INFORMATION
OPERATIONS AND REPORTS (DIOR)
THE PENTAGON, WASHINGTON, D.C.

PRIME CONTRACT AWARDS BY STATE, CITY AND CONTRACTOR
FISCAL YEAR 1984 (OCT - SEP)
RHODE ISL

LOCATION NAME	CONTRACTOR NAME	DOD TOTAL	(DOLLARS IN THOUSANDS)				
			ARMY	NAVY	AIR FORCE	DLA	OCE
ASHTON	INDUSTRIAL COMPONENTS CORP	534			534		
	OKONITE COMPANY INC THE	52			52		
TOTAL - ASHTON		586			586		
BARRINGTON	MAGNETIC SEAL CORP	25			25		
BRADFORD	CLP MONARCH INC	4,438				4,438	
	DELTA SPRING CORPORATION	257				257	
	ELIZABETH WEBBING MILLS CO	185				185	
	LANDAU H & CO	4,025				4,025	
	MONARCH FABRICS SALES CORP	4,726				4,726	
TOTAL - BRADFORD		13,631				13,631	
BRISTOL	DAHL GEORGE W COMPANY INC	373		373			
	HUESTIS MACHINE CORP	164		164			
	MINER INDUSTRIES INC	2,015				2,015	
	PREMIER THREAD CO	32				32	
TOTAL - BRISTOL		2,584		537		2,047	
BRISTOL	ALLEN ELECTRIC INC	66				66	
	DAHL GEORGE W COMPANY INC	484		456		28	
	KING ARCH W THE MINGES	28	28				
	LOCKTRON INDUSTRIES	219				219	
	MACK PLASTICS CORP	227		194		33	
	MINER INDUSTRIES INC	4,391				4,391	
TOTAL - BRISTOL		5,415	28	650		4,737	
CENTRAL FALLS	CONNECTOR TECHNOLOGY CORP	393		393			
	ELIZABETH WEBBING MILLS CO	66				66	
	F K C ENGINEERING COMPANY INC	1,938		1,067		871	
	MURDOCK WEBBING COMPANY INC	954			647	307	
TOTAL - CENTRAL FALLS		3,371		1,460	647	1,264	
COVENTRY	ERNIES CONSTRUCTION INC	45	45				
CRANSTON	BARD C R INC	300				300	
	DREW OIL CORP	42				42	
	NOAH INDUSTRIAL CORP	295				295	
	SIEBE NORTH INC	1,010				1,010	
	TECHNIC INC	35					
	TOPEC DISTRIBUTORS INC	34		34			
	UNSCHEL TOOL CO INC	283				283	
TOTAL - CRANSTON		1,999		34		1,930	
CUMBERLAND	MOSSBERG INDUSTRIES INC	38	38				
	PHARMA DEVELOPMENT INTERNTL	69				69	
	SUPERIOR PLASTIC PRODUCTS CO	423				423	
TOTAL - CUMBERLAND		530	38			492	

PRIME CONTRACT AWARDS BY STATE, CITY AND CONTRACTOR
FISCAL YEAR 1984 (OCT - SEP)
RHODE ISL

LOCATION NAME	CONTRACTOR NAME	DOD TOTAL	(DOLLARS IN THOUSANDS)					ODA
			ARMY	NAVY	AIR FORCE	DLA	OCE	
DAVISVILLE	INTELCOM SUPPORT SERVICES	477		477				
	WILEY JOHN & SONS INC	118		118				
TOTAL - DAVISVILLE		595		595				
EAST GREENWICH	AJK MOLDED PRODUCTS INC	86		86				
	GULTON INDUSTRIES INC	39			39			
	MAGNETIC SEAL CORP	73			73			
TOTAL - EAST GREENWICH		198		86	112			
EAST PROVIDENCE	ARDEN ENGINEERING CO INC	330		330				
	DIGITAL EQUIPMENT CORPORATION	294		294				
	GATEWAY WIRE & CABLE	130				130		
	KEENE CORPORATION	213						213
	RAYTHEON COMPANY	514		514				
	RAYTHEON OCEAN SYSTEMS CO	1,911		1,911				
	SANDERS R J INC	33	33					
	TW COMMUNICATION CORP	92					92	
TOTAL - EAST PROVIDENCE		3,517	33	3,049		222		213
ESMOND	MINE SAFETY APPLIANCES CO	115,412	115,412					
GREENVILLE	HOPKINS LUMBER CO	342-	342-					
HARMONY	HOPKINS LUMBER CO	381	381					
JOHNSTON	MILSPEC INDUSTRIES INC	386				386		
KINGSTON	BROWN & SHARPE MFG CO	151	151					
	GENERAL DYNAMICS CORPORATION	33				33		
	UNIVERSITY OF RHODE ISLAND	2,768	99	2,634			35	
TOTAL - KINGSTON		2,952	250	2,634		33	35	
LINCOLN	GULF & WESTERN INDUSTRIES INC	35		35				
	GULF AND WESTERN MFG CO	1,969				1,969		
	INTERNATIONAL DATA SCIENCES	51						51
	JUICE SERVICES INC	58						
	MANHATTAN ELECTRIC CABLE CORP	125					125	
TOTAL - LINCOLN		2,238		35		2,152		51
LONSDALE	GULF AND WESTERN MFG CO	194					194	
	INTERNATIONAL DATA SCIENCES	32	32					
	JUICE SERVICES INC	1,276					1,276	
	MANHATTAN ELECTRIC CABLE CORP	49					49	
TOTAL - LONSDALE		1,551	32				1,519	
MELVILLE	DONATELLI BUILDING CO INC	29		29				
	FUSS & O NEILL INC	99		99				
	INTERNATIONAL FUELING CO INC	206					206	

PRIME CONTRACT AWARDS BY STATE, CITY AND CONTRACTOR
FISCAL YEAR 1984 (OCT - SEP)
RHODE ISL

LOCATION NAME	CONTRACTOR NAME	DOD TOTAL	(DOLLARS IN THOUSANDS)					
			ARMY	NAVY	AIR FORCE	DLA	OCE	ODA
MELVILLE	KADLEC ASSOCIATES INC	37		37				
	NATIONAL SERVICE CORP	29				29		
	P2PING SYSTEMS INC	118		118				
TOTAL - MELVILLE		518		283		235		
MIDDLETOWN	AQUIDNECK DATA CORPORATION	876		876				
	AUTOMATION INDUSTRIES INC	26		26				
	BARGES J M ELECTRIC CO INC	60		60				
	C F I CONSTRUCTION CO	35		35				
	CLEVERDON VARNEY & PIKE INC	117		117				
	CRIS CONTRACTORS	84		84				
	DESIGNED VENTURES INC	129		129				
	EAST COAST MARINE CORP	208		208				
	FLETCHER-THOMPSON INC	954		954				
	GENERAL FENCE SUPPLY CO INC	225		225				
	GOULD INC OCEAN SYS DIV	171		171				
	HYDROTRONICS INC	77		77				
	INTEGRATED SCIENTIFIC SYSTE	245		245				
	JANTON ELECTRIC INC	37		37				
	LINENTHAL EISENBERG ANDERSON	111		111				
	LUSI A F CONSTRUCTION INC	151		151				
	MC LAUGHLIN RESEARCH CORP	83		83				
	MOLONY & RUBIEN CONSTR CO	27		27				
	NEW ENGLAND SUN CONTROL INC	65		65				
	OCEAN TECHNOLOGY INC	197		197				
	R W ASSOCIATES INC	50		50				
	RAC SERVICES OF NEW BEDFORD	535		535				
	S D S CONSTRUCTION COMPANY INC	37		37				
	SANDOMATO CONSTR CORP	72		72				
	SUNSET CUSTODIAL SERVICES INC	430		430				
	T L T CONSTRUCTION CORPORATION	70		70				
	WALLACE FLOYD ASSOCIATES INC	68		68				
	WALLACE WELDING & IRON WORKS	74		74				
TOTAL - MIDDLETOWN		5,212		5,212				
MIDDLETOWN	ADVANCED TECHNOLOGY INC	593		593				
	AMERICAN SYSTEMS CORPORATION	953		953				
	ANALYSIS & TECHNOLOGY INC	1,603		1,603				
	AQUIDNECK DATA CORPORATION	2,566		2,566				
	AUTOMATION INDUSTRIES INC	259		259				
	BRADSON CORP	50		50				
	COMPUTER SCIENCES CORPORATION	1,415		1,415				
	DATA INDUSTRIES INC	56		56				
	DIGITAL DIAGNOSTICS INC	43		43				
	DYNAMIC SYSTEMS INC	118		118				
	GOULD INC	129		129				
	GOULD INC OCEAN SYS DIV	65		65				
	HADRON INC	425		425				

PRIME CONTRACT AWARDS BY STATE, CITY AND CONTRACTOR
FISCAL YEAR 1984 (OCT - SEP)
RHODE ISL

LOCATION NAME	CONTRACTOR NAME	DDC TOTAL	(DOLLARS IN THOUSANDS)					
			ARMY	NAVY	AIR FORCE	DLA	OCE	CGA
MIDDLETOWN	HUGHES AIRCRAFT COMPANY	35		35				
	INTERFACE ENGINEERING INC	80		80				
	MC LAUGHLIN RESEARCH CORP	2,783	32	2,707	44			
	MING OF UTAH INC	80		80				
	O R I INC	144		144				
	OCEAN SYSTEMS INC	73		73				
	OCEAN TECHNOLOGY INC	881		881				
	PEAT MARWICK MITCHELL & CO	1,819		1,819				
	PEAT MARWICK&MITCHELL	73		73				
	PURVIS SYSTEMS INC	440		440				
	R W ASSOCIATES INC	528		528				
	SBA TAM INC.	34		34				
	SINGER COMPANY THE	198		198				
	SPERRY CORPORATION	389		389				
	SYSCON CORPORATION	438		438				
	SYSTEMS RESOURCE MANAGEMENT	534		534				
	SYSTEMS RESOURCE MNGMNT INC	300		300				
	THE SINGER LIBRASCOPE DIV	401		401				
	TRITON ASSOCIATES INCORPORATED	81		81				
	TOTAL - MIDDLETOWN		17,164	32	17,088	44		
NAVAL UNDERWATER SYS	BURLINGTON INDUSTRIES INC	30		30				
	COMPUGRAPHIC CORP	41		41				
	DANAC INC	39		39				
	DATA GENERAL CORPORATION	27		27				
	DATUM INC	43		43				
	DIGITAL EQUIPMENT CORP	75		75				
	DIGITAL EQUIPMENT CORPORATION	1,087		1,087				
	E M C CORPORATION	30		30				
	FEDMARK	42		42				
	FLEX-Y-PLAN INDUSTRIES INC	45		45				
	FREQUENCY & TIME SYSTEMS INC	25		25				
	HEWLETT-PACKARD COMPANY	246		246				
	INTERNATIONAL BUSINESS MCHS	74		74				
	JUPITER SYSTEMS INC	39		39				
	MASSACHUSETTS COMPUTER	47		47				
	MC LAUGHLIN RESEARCH CORP	150		150				
	MEGATEK CORP	32		32				
	PRECISION VISUALS INC	37		37				
	RAC SERVICES OF NEW BEDFORD	212		212				
	SANDONATO CONSTR CORP	63		63				
	SUNSET CUSTODIAL SERVICES INC	39		39				
	SYSTEM INDUSTRIES	81		81				
	THYSSEN-BORNEMISZA INC	27		27				
	UNITED STATES DEPARTMENT DEF	318		318				
	WANG LABORATORIES INC	36		36				
	XEROX CORPORATION	25		25				
	TOTAL - NAVAL UNDERWATER SYS		2,908		2,908			

PRIME CONTRACT AWARDS BY STATE, CITY AND CONTRACTOR
FISCAL YEAR 1984 (OCT - SEP)
RHODE ISL

LOCATION NAME	CONTRACTOR NAME	DDC TOTAL	(DOLLARS IN THOUSANDS)					
			ARMY	NAVY	AIR FORCE	DLA	OCE	ODA
NAVAL WAR COLLEGE	CAM AIR CONDITION HEAT CO	77		77				
	IMPERIAL GLASS CO INC	40		40				
	MARITIME ENTERPRISES INC.	32		32				
	TECHNOLOGY APP DEV	74		74				
	WAKEFIELD DATA INC	77		77				
TOTAL - NAVAL WAR COLLEGE		300		300				
NEWPORT	A & T TECHNICAL SERVICES INC	86		86				
	ADVANCED TECHNOLOGY INC	44		44				
	AMERICAN PAINTING CO	68		68				
	ANALYSIS & TECHNOLOGY INC	278		278				
	ANDREA LEERS ASSOC INC	31		31				
	AQUIDNECK DATA CORPORATION	38		38				
	ASBESTOS REMVL CONSTR	39		39				
	ASSOCIATED CORPORATION THE	508		508				
	AUDET E W & SONS INC	338		338				
	AUTOMATION INDUSTRIES INC	4,409		4,409				
	AVANTI	104						104
	AVANTI COMMUNICATIONS CORP	32		32				
	BREWER MECH	387		387				
	BROCK INTERNATIONAL SECURITY	28		28				
	BRUGGE CARL F CO INC	324		324				
	C & B CONSTRUCTION CO INC	112		112				
	C F I CONSTRUCTION CO	87		87				
	CARLIN MECH CONTR INC	44		44				
	COKEN COMPANY INC	631		631				
	COLORLAB LTD	71		71				
	COLUMBIA RESEARCH CORPORATION	114		114				
	CON CORP INC	44		44				
	COPY PRODUCTS	30		30				
	DANAC INC	79		79				
	DEL ROCCO & SONS INC	29		29				
	DESCO MANUFACTURING CO INC	29		29				
	DIGITAL DIAGNOSTICS INC	195		195				
	DIGITAL EQUIPMENT CORPORATION	59		59				
	DONOVAN & SONS INC	68		68				
	DONOVAN D DIXON INC	237		237				
	DYNAMIC SYSTEMS INC	880		880				
	EDWARDS J G CONSTRUCTION CO	148		148				
	EG&G INC	522		522				
	ENVIRONMENTAL RESOURCE ASSN	30		30				
	ES AND CS INC.	29		29				
	FALL RIVER ELECTRICAL ASSOC	187		187				
	FORD PRODUCTS COMPANY	48		48				
	FREEWAY CONSTRUCTION CO	181		181				
	GENERAL OFFSHORE CORPORATION	84		84				
	GLOMAR, INC.	1,950		1,950				
GOODYEAR AEROSPACE CORPORATION	120		120					

PRIME CONTRACT AWARDS BY STATE, CITY AND CONTRACTOR
FISCAL YEAR 1984 (OCT - SEP)
RHODE ISL

LOCATION NAME	CONTRACTOR NAME	DOD TOTAL	(DOLLARS IN THOUSANDS)					
			ARMY	NAVY	AIR FORCE	DLA	OCE	ODA
NEWPORT	GOULD INC	504		504				
	GOULD INC OCEAN SYS DIV	174		174				
	GROTON PIPING CORPORATION	74		74				
	HARRIMAN ALONZO J ASSOC INC	27		27				
	HONEYWELL INC	77		77				
	HONEYWELL INC	92		92				
	HUGHES AIRCRAFT COMPANY	233		233				
	INTEGRATED SCIENTIFIC SYSTE	1,237		1,237				
	INTELLICORP	85		85				
	INTERIOR SYSTEMS INC	100		100				
	INTERNATIONAL BSNS INVSTMT INC	144		144				
	INTERNATIONAL BUSINESS MCHS	81		81				
	JANTON ELECTRIC INC	37		37				
	JOHNSON H A & SONS INC	130		130				
	K ELECTRIC INC	36		36				
	KELMAR CONTRACTING CORP	176		176				
	KENT CRUISE & PARTNERS	118		118				
	KEY HUGO & SON INC	302		302				
	KLANG, H. W. & SON	36		36				
	KYRAN RESEARCH ASSOCIATES INC	40	40					
	LAUNDRY EQUIPMENT SALES & SVC	34		34				
	LINDSAY LIEBIG & ROCHE ARCH	277		277				
	LINENTHAL EISENBERG ANDERSON	27		27				
	LOUREIRO ENGINEERING ASSOC PC	44		44				
	M F CONSTRUCTION CORP	667		667				
	MAR INCORPORATED	318		318				
	MARON CONSTRUCTION CO INC	144		144				
	MC GRAW-EDISON COMPANY	85		85				
	MC LAUGHLIN RESEARCH CORP	3,255		3,255				
	MEREDITH ENTERPRISES INC	136		136				
	MILITARY BASE MANAGEMENT INC	1,111		1,111				
	MING OF UTAH INC	37		37				
	MODERN MACHINE & TOOL CO INC	50		50				
	MODULAIRE INDUSTRIES	127		127				
	MOHAWK DATA	33		33				
	MORIARTY DANIEL & ASSOCIATES	46		46				
	NATIONAL INSULATION INC	25		25				
	NATIONAL SERVICE CORP	128					128	
	NEW YORK SUBMARINE CONTO CO	75		75				
	NEWPORT COUNTY CHAPTER RIARC	112		112				
	NEWPORT OFFSHORE LTD	763		763				
	NEWPORT OIL CORPORATION	774					774	
	NEWPORT SHIP YARD INC	2,571		2,571				
	NOYES ASSOCIATES, INC.	41		41				
	O R I INC	305		305				
	OCEAN SYSTEMS INC	33		33				
	OCEAN TECHNOLOGY INC	1,038		1,038				
	P O W LTD	71		71				

PRIME CONTRACT AWARDS BY STATE, CITY AND CONTRACTOR
FISCAL YEAR 1984 (OCT - SEP)
RHODE ISL

LOCATION NAME	CONTRACTOR NAME	DOD TOTAL	(DOLLARS IN THOUSANDS)						
			ARMY	NAVY	AIR FORCE	DLA	OCE	ODA	
NEWPORT	PACER SYSTEMS INC	87		87					
	PAGE FLOORING & CONSTRUCTION	190		190					
	PARE LEE & ASSOCIATES INC	43		43					
	PEAT MARWICK MITCHELL & CO	518		518					
	PRECISION MAINTENANCE	149		149					
	PROMET MARINE SERVICE CORP	127		127					
	PURVIS SYSTEMS INC	1,620		1,620					
	R W ASSOCIATES INC	167		167					
	RACAL MILGO INFORMATION SYSTEM	190		190					
	RAYCO ELECTRIC CORPORATION	31		31					
	RAYTHEON DATA SYSTEMS	29		29					
	RCA CORPORATION	94		94					
	ROBERT E DEREKTOR	89		89					
	ROBINSON GREEN BERETTA CORP	37		37					
	ROCKWELL INTERNATIONAL CORP	290		290					
	RYAN ELECTRICAL COMPANY INC	563		563					
	SALO LNDSCP & CNSTR CO INC	28		28					
	SANDONATO CONSTR CORP	1,541		1,541					
	SCIENCE APPLCTN ITL CORP	188						188	
	SPILLANE P J CO INC	57			57				
	SYSCON CORPORATION	318			318				
	SYSCON CORPORATION	613			613				
	SYSCON CORPORATION	1,478			1,478				
	SYSCON CORPORATION	44			44				
	SYSCON CORPORATION	472			472				
	SYSCON CORPORATION	115			115				
	SYSCON CORPORATION	366			366				
	SYSCON CORPORATION	26			26				
	SYSCON CORPORATION	437			437				
	SYSTEMS RESOURCE MANAGEMENT	31			31				
	T S I INCORPORATED	39			39				
	TECHNOLOGY APP DEV	269			269				
	TIPPETTS-ABBTT-MC CRTHY	49			49				
	TRIS PAINTING CO	168			168				
	UNICCO SERVICE CORPORATION	286			286				
	UTILITY ENGINEERS INC	127			127				
	WAKEFIELD DATA INC	39			39				
	WANG LABORATORIES INC	29			29				
	XEROX CORPORATION	339			339				
	ZIMMERMAN & ASSOCIATES INC	126			126				
TOTAL - NEWPORT		40,128	72	38,864			902	188	104
NEWPORT NAVAL REGION	E W BURMAN INC	550		550					
NORTH KINGSTOWN	BROWN & SHARPE INTL CAPITAL	160		160					
	BROWN & SHARPE MFG CO	139		139					
	DDD ENVIRONMENTAL MANAGEMENT C	58					58		
	DOWNINGS INVESTIGATIVE SECURITY	76		76					

PRIME CONTRACT AWARDS BY STATE, CITY AND CONTRACTOR
FISCAL YEAR 1984 (OCT - SEP)
RHODE ISL

LOCATION NAME	CONTRACTOR NAME	DCD TOTAL	(DOLLARS IN THOUSANDS)					
			ARMY	NAVY	AIR FORCE	DLA	OCE	ODA
NORTH KINGSTOWN	E G & G SEALOL INC	48			49			
	EAGLE CORNICER CO INC	81		81				
	FALCON RUBBER PRODUCTS INC	27			27			
	GEISSER, GEORGE J JR	41		41				
	GENERAL CLEANING SERVICE	42		42				
	GENERAL DYNAMICS CORPORATION	75				75		
	GENESIS GENERAL CONTRACTOR INC	97						
TOTAL - NORTH KINGSTOWN		828		616	76	133		
NORTH KINGSTOWN	BROWN & SHARPE MFG CO	43			43			
	FALCON RUBBER PRODUCTS INC	61			61			
	GENERAL DYNAMICS CORPORATION	1,096				1,096		
TOTAL - NORTH KINGSTOWN		1,200			104	1,096		
NORTH PROVIDENCE	WORCESTER TEXTILE CO	29					29	
PAWTUCKET	ACE ELECTRIC SUPPLY CO INC	139					139	
	AMERICAN INSULATED WIRE CORP	429	57	31				341
	ARBKA WEBBING COMPANY	479						479
	CHELSEA INDUSTRIES INC	41						41
	DE BLOIS OIL COMPANY	92						92
	DELCO ELECTRONICS CORPORATION	118						118
	DELCO WIRE & CABLE INC	74	74					
	EDGE SUPPLY CO INC	161						161
	F K C ENGINEERING COMPANY INC	164			164			
	JED LEONARD COMPANY INC THE	867						867
	LEE ENGINEERING CO INC	47			47			
	M B INDUSTRIES INC	85			85			
	MANHATTAN ELECTRIC CABLE CORP	27						27
MURDOCK WEBBING COMPANY INC	35			35				
PAWTUCKET FASTENERS INC	32						32	
PEERLESS PRECISION INC	61				61			
ROBBINS SALES CO INC	1,730						1,730	
TOTAL - PAWTUCKET		4,581	131	362	61	4,027		
PLAINVILLE	LOGIMETRICS INC	27		27				
POINT JUDITH	SHAW TOM INC	145-						145-
PORTSMOUTH	AQUIDNECK MGMT ASSOC LTD	93		93				
	BAKER ENGINEERING COMPANY INC	78		78				
	LANNON T JAMES CO NI	59		59				
	PECK EQUIPMENT CO VIRGINIA	124		124				
	RAYTHEON COMPANY	132,582	1,254	131,328				
TOTAL - PORTSMOUTH		132,934	1,254	131,680				
PORTSMOUTH	RAYTHEON COMPANY	124		98			26	

PRIME CONTRACT AWARDS BY STATE, CITY AND CONTRACTOR
FISCAL YEAR 1984 (OCT - SEP)
RHODE ISL

LOCATION NAME	CONTRACTOR NAME	DOD TOTAL	(DOLLARS IN THOUSANDS)					OCE	ODA
			ARMY	NAVY	AIR FORCE	DLA			
PROVIDENCE	ANSON INCORPORATED	27					27		
	ASTRONAUTICS CORPORATION AMER	45	45						
	BELL AEROSPACE TEXTRON	69	69						
	BLUE CROSS & BLUE SHLD OF RI	7,035						7,035	
	BRANDER BUS LINES INC	45	45						
	BROWN UNIV PRV ST RI PLAN	2,499	828	1,452	219				
	BURROUGHS CORPORATION	31	31						
	E G & G SEALOL INC	5,151		4,919	116		116		
	EG&G INC	952		644	308				
	FEDERAL PRODUCTS CORPORATION	215			215				
	FERGUSON PERFORATG/WIRE CO	223					223		
	HIBBITT KARLSSON SORENSEN	66		66					
	IMPERIAL KNIFE COMPANY INC	240	240						
	INTERNATIONAL BUSINESS MCHS	329		329					
	INTERNATIONAL INSIGNIA CORP	466					466		
	J E D INDUSTRIES INC	572					572		
	JED LEONARD COMPANY INC THE	63					63		
	JOHNSON & WALES COLLEGE	158	158						
	KEYES ASSOCIATES	158	158						
	LUSI A F CONSTRUCTION INC	332		332					
	MURDOCK WEBBING COMPANY INC	35		35					
	NEW ENGLAND TESTING LAB	42	42						
	NORTH COUNTY INDUSTRIES INC	26					26		
	OCEAN SURVEYS INC	59						59	
	PROMET MARINE SERVICE CORP	328		328					
	PROVIDENCE COLLEGE	245	245						
	RAYTHEON COMPANY	140		140					
	SEALOL INC ENGINE PRO DIV	51			51				
	STAM INC	66		66					
	STATISTICAL CONSULT ASSOC	65	65						
	UNCAS MANUFACTURING COMPANY	31					31		
	WORCESTER TEXTILE CO	69					69		
TOTAL - PROVIDENCE		19,833	1,926	8,311	909	1,593	59	7,035	
SAUNDERSTOWN	UNIVERSITY OF RHODE ISLAND	49		49					
SLATERSVILLE	AMPEREX ELECTRONIC CORP	70			32		38		
SMITHFIELD	CARTER CHEV AGNCY INC	2,847				2,847			
	INDUSTRIAL PRODUCTS CO	30					30		
TOTAL - SMITHFIELD		2,877				2,847		30	
TIVERTON	HUMPHREY P D CO INC	84					84		
	MESSENGER SECURITY SYSTEMS INC	498		498					
TOTAL - TIVERTON		582		498				84	
VALLEY FALLS	SUPERIOR PLASTIC PRODUCTS CO	143					143		

PRIME CONTRACT AWARDS BY STATE, CITY AND CONTRACTOR
FISCAL YEAR 1984 (OCT - SEP)
RHODE ISL

LOCATION NAME	CONTRACTOR NAME	DOD TOTAL	(DOLLARS IN THOUSANDS)					OCE	ODA
			ARMY	NAVY	AIR FORCE	DLA			
WAKEFIELD-PEACEDALE	OFFSHORE CONSULTANTS	59						59	
	WAKEFIELD DATA INC	475		475					
TOTAL - WAKEFIELD-PEACEDALE		534		475				59	
WARWICK	E O & O SEALOL INC	923	89		37	797			
	EO&O INC	26			26				
	ELECTROSPACE SYSTEMS INC	1,182		1,182					
	ESTA PRODUCTS COMPANY INC								
	ITT CORPORATION	63		63					
	ITT GRINNELL CORPORATION	56				56			
	KEARFLEX ENGINEERING COMPANY	216				184	32		
	OCEAN SURVEYS INC	33						33	
	PNEU DEVICES INC	349	349						
	SANTA MONICA BANK	230			230				
	TEXAS INSTRUMENTS INCORPORATED	592			592				
TOTAL - WARWICK		3,670	438	2,067	247	885		33	
WEST BARRINGTON	MAGNETIC SEAL CORP	847			847				
WESTERLY	PUTNAM MILLS CORP	991				991			
WESTERLY	HUGHES AIRCRAFT COMPANY	850		850					
	MILSPEC INDUSTRIES INC	41				41			
	PUTNAM MILLS CORP	3,735				3,735			
TOTAL - WESTERLY		4,626		850		3,776			
WEST WARWICK	ASTRO-MED INC	90				90			
	ATLAN-TOL INDUSTRIES INC	29	29						
TOTAL - WEST WARWICK		119	29			90			
TOTAL - RHODE ISL		395,770	119,759	219,318	6,627	42,401	168	7,4	

PRIME CONTRACT AWARDS BY STATE, CITY AND CONTRACTOR
FISCAL YEAR 1984 (OCT - SEP)
S CAROLINA

LOCATION NAME	CONTRACTOR NAME	DOD TOTAL	(DOLLARS IN THOUSANDS)						
			ARMY	NAVY	AIR FORCE	DLA	OCE	ODA	
AIKEN	HARRINGTON INDUSTRIES INC	39	39						
ANDERSON	BRANDT GEORGE D CO INC	56				56			
	CLARK-SCHWBL FBR GLS CORP	46				46			
	MARFRED PAPER CO INC	30				30			
	NORDSON CORPORATION	32	32						
	SOUTHERN WEAVING COMPANY	1,462				1,462			
TOTAL - ANDERSON		1,626	32			1,594			
ANDREWS	AAFCC PRECISION MFG CO INC	220				220			
	PHOENIX GLOVE CO	496				496			
TOTAL - ANDREWS		716				716			
BAMBERG	BERNARD CAP CO INC	120				120			
	INFINITE CRTNS BAMBERG INC	376				376			
	KAROLLS INC	212				212			
TOTAL - BAMBERG		708				708			
BARNWELL	CHEM NUCLEAR SYSTEMS INC	47			47				
	CHEM-NUCLEAR SYSTEMS INC	161			161				
TOTAL - BARNWELL		208			208				
BATESBURG	BERNARD CAP CO INC	189					189		
BEAUFORT	BENATEC ASSOCIATES INC	85			85				
	BENATECH INC	54			54				
	CARLISLE ASSOCIATES INC	67			67				
	DYN LOGISTICS SERVICES INC	78			78				
	ELLIS/NAEYAERT/GENHEIMER	53			53				
	JONES CLARENCE R CONSULTANTS	77			77				
	LEE, MCCLESKEY, MILLER, INC.	57			57				
	LOWTHER D P	94			94				
	OUTING CONSTRUCTION CO	116			116				
	S & D LANDSCAPE CO	179			179				
	STATES ROOFING & METAL CO INC	41			41				
	STOVER MECHANICAL CO INC	336			336				
	TRUESDALE CNSTRCTN CO	86			86				
	TURNER ASSOC/ARCHITECTS	118			118				
	U S G CONSTRUCTION CORP	59			59				
	WESTMORELAND-MCGARITY-PITTS	31			31				
	WHITE ARCHIE & SON	194			194				
	WHITE CONSTRUCTION CO	285			285				
TOTAL - BEAUFORT		2,010			2,010				
BEAUFORT	EAGLE-WOOD INC	344			344				
	ELECTRICAL MGT & CONTRACTING	101			101				
	FENNELL CNTR CO CHRLSTN	98			98				
	GREGORY J LEE INC	455			455				

PRIME CONTRACT AWARDS BY STATE, CITY AND CONTRACTOR
 FISCAL YEAR 1984 (OCT - SEP)
 S CAROLINA

LOCATION NAME	CONTRACTOR NAME	DOD TOTAL	(DOLLARS IN THOUSANDS)					
			ARMY	NAVY	AIR FORCE	DLA	OCE	ODA
MANNING	RIBINSON LUMBER CO	205				205		
	SPROTT OIL CO INC	162				162		
TOTAL - MANNING		367				367		
MARINE CORPS AIR STA	HUSSEY GAY AND BELL INC	100		100				
	LJOLLIO ASSOCIATES INC	49		49				
TOTAL - MARINE CORPS AIR STA		149		149				
MAULDIN	TASK INDUSTRIAL CORPORATION	70	70					
MONCK'S CORNER	CAL CORPORATION	1,806					1,806	
	ENWRIGHT ASSOCIATES	239					239	
	RESEARCH-COTTRELL INC	291					291	
	SHANNON & WILSON INC	75					75	
	SOUTH CARLN PUB SERV AUTHRTY	2,958				2,958		
TOTAL - MONCK'S CORNER		5,369				2,958	2,411	
MOUNT PLEASANT	BRASWELL SHIPYARDS INC	353	232	121				
	CULLIGAN WTR COND CHARLESTON	94		94				
	DETYENS SHIPYARDS INC	4,499	234	4,265				
	HYDRAULIC SERVICES	33		33				
TOTAL - MOUNT PLEASANT		4,979	466	4,513				
MULLINS	SOUTHERN PACKAG STR CO	41,650	86				41,564	
MYRTLE BEACH	DADE AUTO PARTS	65		65				
MYRTLE BEACH AIR FDR	ALLEN H R INC	230		230				
	ASTRONAUTICS CORPORATION AMER	196	196					
	ATLANTIC COAST CONTRACTORS	99				99		
	BLANTON R L & CO INC	234				234		
	BULLOCK DAVID PAINTING CO	96				96		
	C C DISTRIBUTORS INC	230				230		
	CERTIFIED WELDING	32				32		
	CLEAN INC OF HORRY	165				165		
	GRANTS JANITORIAL FOOD SVC INC	184				184		
	GREENWALL CONSTRUCTION SVC INC	205				205		
	HENGES MANUFACTURING INC	28				28		
	HEWITT CONSTRUCTION CO INC	450				450		
	LJOLLIO ASSOCIATES INC	48						
	MOTOROLA CMNCTNS/ELCTRNC	36		46		36		
	MYRTLE BCH JANITORIAL SVCS	71				71		
	NORTH AMERICAN CONSTR CO	83				83		
	PAVCO INC	35		35				
	RC JACOBS PLUMBING & AC	232				232		
	SOUTH CARLN PUB SERV AUTHRTY	1,670				1,670		
	SPANN INC	40				40		
	SYDNOR HYDRODYNAMICS INC	33				33		

PRIME CONTRACT AWARDS BY STATE, CITY AND CONTRACTOR
 FISCAL YEAR 1984 (OCT - SEP)
 S CAROLINA

LOCATION NAME	CONTRACTOR NAME	DOD TOTAL	(DOLLARS IN THOUSANDS)					DLA	OCE	ODA
			ARMY	NAVY	AIR FORCE					
GREER	ATLANTIC RICHFIELD COMPANY	196		231	35-					
	STEVENS AVIATION INC	196				196				
TOTAL - GREER		392		231	35-	196				
HILTON	ATLANTIC INDUSTRIES INC	269					269			
HILTON HEAD ISLAND	ATLANTIC INDUSTRIES	48-	48-							
	ATLANTIC INDUSTRIES INC	275				275				
	WALLACE & CO	258				258				
TOTAL - HILTON HEAD ISLAND		485	48-			258		275		
HOLLYWOOD	METAL TRADES INC	243	154	89						
JACKSONBORO	L & M WELDING & SALVAGE INC	44		44						
JOANNA	GREENWOOD MILLS INC	1,843					1,843			
	PRESTEX INC	2,760				2,760				
TOTAL - JOANNA		4,603				4,603				
JOHNS ISLAND	METAL TRADES	270		270						
	SWYGERT SHIPYARDS INC	1,657	150	1,507						
TOTAL - JOHNS ISLAND		1,927	150	1,777						
KINGSTREE	TRAVENOL LABORATORIES INC DEL	242					242			
LAMAR	SMITH J & H MFG CO INC	687	396				291			
LANCASTER	CITY ICE&FUEL OIL CO INC	516					516			
LANDRUM	BIGELOW SANFORD	287							287	
	BIGELOW-SANFORD INC	1,207	104	192		842		69		
TOTAL - LANDRUM		1,494	104	192		842		69	287	
LEXINGTON	CAROLINA STEEL & WIRE CORP	100						100		
	COOPER INDUSTRIES INC	313		313						
	COOPER INDUSTRIES INC	58					58			
	LITTON SYSTEMS INC	27				27				
TOTAL - LEXINGTON		498		313		27	58	100		
LITTLE RIVER	D & S EQUIPMENT COMPANY INC	59						59		
	MERRITT DREDGING COMPANY	1,421						1,421		
TOTAL - LITTLE RIVER		1,480						1,480		
LORIS	FORDS FUEL SERVICE INC	360					360			
MCBEE	LONGLEY SPLY CO JCKSVL	43		43						
MCCORMICK	EVANS PRODUCTS COMPANY	29					29			

PRIME CONTRACT AWARDS BY STATE, CITY AND CONTRACTOR
FISCAL YEAR 1984 (OCT - SEP)
S CAROLINA

LOCATION NAME	CONTRACTOR NAME	DOD TOTAL	(DOLLARS IN THOUSANDS)					ODA
			ARMY	NAVY	AIR FORCE	DLA	OCE	
FORT JACKSON	YANNDELE, HOMER GARBAGE SVC	62	62					
	YOUNG F M COMPANY INC	64	64					
TOTAL - FORT JACKSON		63,241	63,178					63
FOUNTAIN INN	CURTISS-WRIGHT CORPORATION	99				99		
	MARQUETTE METAL PRODUCTS	30			30			
TOTAL - FOUNTAIN INN		129			30	99		
GAFFNEY	TIMKEN COMPANY THE	144					144	
GEORGETOWN	ATKINSON DREDGING CO INC	1,512						1,512
	HARDEE A O & SON DRAINAGE INC	124						124
	JAMES T L & CO INC	999						999
	MC LAMB A D & SON CONSTR	41						41
	TILLER CONSTRUCTION CO INC	29		29				
	W B EASTON CONSTRUCTION CO	87						87
TOTAL - GEORGETOWN		2,792		29				2,763
GOOSE CREEK	CAROLINA BOILERS INC	60		60				
GRANITEVILLE	LANDAU H & CO	1,732					1,732	
	STATHAM GARMENT CORP GEORGIA	50					50	
TOTAL - GRANITEVILLE		1,782					1,782	
GREAT FALLS	REEVES BROTHERS INC	4,338					4,338	
GREENVILLE	BIGELOW-SANFORD INC	33				33		
	FEWKES JOSEPH T & CO INC	141					141	
	FURMAN UNIVERSITY	229	229					
	GENERATION III INC	49			49			
	J.P. STEVENS AND CO	36			36			
	MILLER OIL CO INC	1,633					1,633	
	PROCTER & GAMBLE DISTRO CO	273					273	
	REPUBLIC LOCOMOTIVE WORKS INC	653		653				
	SIRRIE J E COMPANY INC	215	215					
	SOUTHERN WEAVING COMPANY	939				444	495	
	STACKPOLE CORPORATION THE	184					184	
	STOVER MECHANICAL CO INC	59		59				
	WOVEN ELECTRONICS CORPORATION	43				43		
	WYCHE SAM SPORTS WORLD INC	26	26					
TOTAL - GREENVILLE		4,513	470	797	520	2,726		
GREENWOOD	CHICK ORTHOPEDIC	46	46					
	CINCINNATI MILACRON INC	108		108				
	MC GRAW-EDISON CO	52		52				
	MIDLAND-ROSS CORP	194					194	
	PROFESSIONAL MEDICAL PROD INC	46	46					
TOTAL - GREENWOOD		446	92	160		194		

PRIME CONTRACT AWARDS BY STATE, CITY AND CONTRACTOR
 FISCAL YEAR 1984 (OCT - SEP)
 S CAROLINA

LOCATION NAME	CONTRACTOR NAME	DOD TOTAL	(DOLLARS IN THOUSANDS)						
			ARMY	NAVY	AIR FORCE	DLA	OCE	ODA	
FORT JACKSON	DIGITAL EQUIPMENT CORPORATION	32	32						
	DIXIE WATERPROOFING COMPANY	173	173						
	EDDINS ELECTRIC COMPANY INC	157	157						
	ENERGY MANAGEMENT CORPORATION	159	159						
	EULYN COMPANY INC	367	367						
	F S G M INC	53	53						
	FARMERS SUPPLY CENTER	43	43						
	FEDERAL DATA SYSTEM CORP	63							
	G M K INC	323	323						
	GENERAL MAINTENANCE INC	926	926						
	GRANT CONSTRUCTION CO INC	3,463	3,463						
	GREEN CONSTRUCTION CO	346	346						
	HALL ROBERT BUILDERS INC	57	57						
	HANCOCK PLUMBING & HTG CO INC	143	143						
	HARTRAMPF/POWELL INC	203	203						
	HATFIELD HTNG AIR COND INC	104	104						
	HAZELWOOD CONSTRUCTION CO INC	77	77						
	HOWELL & HOWELL	451	451						
	INDUSTRIAL MECHANICAL CONTRS	133	133						
	INTERNATIONAL BUSINESS MCHS	45	45						
	JACKSON MILLER BRANDT WILDS	212	212						
	LUCAS STUBBS PASCULLIS	657	657						
	MC NAIR JHNSN & ASSOC	110	110						
	MILES C RAY CONSTRUCTION	34	34						
	NEWMAN CONSTRUCTION CO INC	369	369						
	ODELL ASSOCIATES INC	141	141						
	PATTON GROUP INC THE	200	200						
	PQA TECHNICAL SERVICES CO	132	132						
	PURSLEY C ROY COMPANY INC	70	70						
	QUALITY PIPING & FABRICATING	639	639						
	RICHMOND ROOFING CO	293	293						
	ROBERT EVANS JR	270	270						
	SHERMAN CONSTRUCTION CO INC	2,813	2,813						
	SIMON & SON CONSTRUCTION	361	361						
	SMITH WILBUR & ASSOC INC DEL	112	112						
	SOUTH CAROLINA ELEC & GAS CO	7,603	7,603						
	SOUTHERN BELL TELEPHONE	336	336						
	STEVENS & WILKINSON INC	167	167						
	STEVENS AVIATION INC	35	35						
	THACKSTON CONSTRUCTION CO INC	208	208						
	TRUESDALE CNSTRCTN CO	1,842	1,842						
	UNITED FOOD SVC INC	971	971						
	WAN LEE AND ASSOCIATES INC	37	37						
	WARD 79 LTD DEL	242	242						
	WEEKS CONSTRUCTION CO	66	66						
	WESTINGHOUSE ELECTRIC CORP	29	29						
	WILLIAMS SERVICES INC	629	629						
	XEROX CORPORATION	127	127						

PRIME CONTRACT AWARDS BY STATE, CITY AND CONTRACTOR
FISCAL YEAR 1984 (OCT - SEP)
S CAROLINA

LOCATION NAME	CONTRACTOR NAME	DOD TOTAL	(DOLLARS IN THOUSANDS)						
			ARMY	NAVY	AIR FORCE	DLA	OCE	ODA	
EFFINGHAM	BYNUM W E & COMPANY INC	61					61		
	EAST COAST LUMBER COMPANY INC	29					29		
TOTAL - EFFINGHAM		90					90		
ESTILL	DAVIDSON INDUSTRIES INC	44					44		
	STALLWORTH LUMBER COMPANY	77					77		
TOTAL - ESTILL		121					121		
FAIRFAX	HOUSEHOLD INTERNATIONAL INC	102					102		
FAIR PLAY	DOWNEY INC	97					97		
FLORENCE	ALUMINUM LADDER COMPANY INC	39					39		
	ATLANTIS AIRLINES INC	154					154		
	CHAVIS TOOL MFG	28			28				
	DAVIDSON INDUSTRIES INC	44					44		
	UNION CARBIDE CORPORATION	135					135		
TOTAL - FLORENCE		400			28		372		
FORT JACKSON	ALL STEEL PRODUCTS CO	222	222						
	AMERICAN BAKERIES	159	159						
	ARCHITECTURAL PLG ASSOC	48	48						
	ARD-WOOD ASSOC ARCHITECTS	45	45						
	ASPHALT PAVING MAINTENANCE	29	29						
	ASTRONAUTICS CORPORATION AMER	27	27						
	BARTHOLOMEW HARLAND & ASSOC	169	169						
	BENSON & POPE CONSTRUCTION	25	25						
	BESSON & POPE JV	51	51						
	BJRONAS INC	694	694						
	BIRTCHELD DAIRY INC	66	66						
	BOOZER WHARTON & ZEJGLER INC	225	225						
	BROCK ELECTRIC TECHNOLOGY	139	139						
	BROWN ELECTRIC	76	76						
	C & R CONSTRUCTION INC	113	113						
	CADDELL CONSTRUCTION CO INC	25,219	25,219						
	CAPSTONE CORP	770	770						
	CARLISLE POW & EGGS ASSOC INC	116	116						
	CERTIFIED WLDG MECH CNTRCT	140	140						
	CHICK ORTHOPEDIC	27	27						
	COASTAL FRUIT CO INC	27	27						
	COASTAL STRPG & PNTG CORP	41	41						
	CRAWFORD SPRINKLER CO/SC INC	45	45						
	CROMWELL TRUEMPER LEVY & PA	35	35						
	CTS CORPORATION	109	109						
	DAWSON CONSTRUCTION CO INC	203	203						
	DAWSON CONSTRUCTION CO INC	5,152	5,152						
	DEPENDENT SCHOOL PER	232	232						
	DIAMOND ARNOLD M INC	2,868	2,868						

PRIME CONTRACT AWARDS BY STATE, CITY AND CONTRACTOR
FISCAL YEAR 1984 (OCT - SEP)
S CAROLINA

LOCATION NAME	CONTRACTOR NAME	DOD TOTAL	(DOLLARS IN THOUSANDS)						
			ARMY	NAVY	AIR FORCE	DLA	OCE	CDA	
COLUMBIA	RUSCON CORPORATION	32	32						
	SECURITY ENTERPRISE	63	63						
	SOUTH CAROLINA ELEC & GAS CO	835	835						
	TECH-WEAR INC	78		78					
	U S CONSTRUCTION CO INC	85				85			
	UNITED FOOD SVC INC	58	58						
	UNIV OF SOUTH CAROLINA	27				27			
	UNIVERSITY OF SOUTH CAROLINA	489	242	190		57			
	WILLIAMS SERVICES INC	56				56			
	XEROX CORPORATION	202	183			39			
TOTAL - COLUMBIA		28,454	17,409	791	439	2,499		7,316	
COLUMBIA METROPOLITA	EAGLE AVIATION INC	254				254			
CONWAY	COLUMBUS EQUIPMENT CO	57				57			
	KIDDE INC	4,589	1,854			2,211		524	
TOTAL - CONWAY		4,646	1,854			2,211		581	
DARLINGTON	BYNUM W E & COMPANY INC	25						25	
	DAVIDSON INDUSTRIES INC	35						35	
	EAST COAST LUMBER COMPANY INC	61						61	
	FORMAN BERNARD S	120						120	
	GIBSON LUMBER INC	38						38	
	MARMON GROUP INC THE	280						280	
	MELDON STEEL CO INC	26						26	
	OCEANA CORPORATION	101						101	
	ROBERTS STEEL & ALUMINUM CO	27						27	
ROSCO AUTOMOTIVE INTL	49						49		
TOTAL - DARLINGTON		762						762	
DUE WEST	ERSKINE COLLEGE	85	85						
EASLEY	MTA EQUIPMENT CO INC	36		36					
EASTOVER	CARLISLE ASSOCIATES INC	107	107						
	G M K INC	224	224						
	JACKSON MILLER BRANDT WYLIS	30	30						
	JENSEN ROLF & ASSOCIATES INC	54	54						
	MACCO CONTRACTING INC	1,797	1,797						
	MOTOROLA INC	31	31						
	MUSTARD-COLEMAN CONST CO INC	31	31						
	SPERRY RAND	35	35						
	UTILITY CONTRACTORS INC	46	46						
TOTAL - EASTOVER		3,417	3,417						
EDGEFIELD	BAY CITY SHOVELS INC	514		514					
	JACKSON & CHURCH CO	42		42					
TOTAL - EDGEFIELD		556		556					

PRIME CONTRACT AWARDS BY STATE, CITY AND CONTRACTOR
FISCAL YEAR 1984 (OCT - SEP)
S CAROLINA

LOCATION NAME	CONTRACTOR NAME	DOD TOTAL	(DOLLARS IN THOUSANDS)					
			ARMY	NAVY	AIR FORCE	DLA	OCE	ODA
CLEMSON	INOTEC INC	66		66				
	IONOTEC INC	301		301				
	SOUTHEASTERN CT ELCT ENGR ED	50			50			
TOTAL - CLEMSON		1,073	271	546	256			
CLEMSON UNIVERSITY	CLEMSON UNIVERSITY	100			100			
	SOUTHEASTERN CT ELCT ENGR ED	150			150			
TOTAL - CLEMSON UNIVERSITY		250			250			
CLINTON	PRESBYTERIAN COLLEGE	89	89					
CLOVER	HUFFMAN S E CORPORATION	293			293			
	NORTON CO	219				219		
TOTAL - CLOVER		512			293	219		
COLUMBIA	A M MULTIGRAPHICS	152		152				
	A T A TTRG AD USA	100	100					
	ACTA-FAX BUSINESS MACHINES INC	28			28			
	ASHLAND OIL INC	47		47				
	ASPHALT PAVING MAINTENANCE	55	55					
	ASTRONAUTICS CORPORATION AMER	32	32					
	BARNETT OIL CO	103					103	
	BENDIX CORPORATION THE	1,165					1,165	
	BENEDICT COLLEGE	25	25					
	BIGELOW-SANFORD INC	230	123					107
	BLANCHARD MACHINERY COMPANY	100	100					
	BLUE CROSS-BLUE SHIELD OF SC	7,017						7,017
	BROWNING CONSTRUCTION CORP	57	57					
	BURROUGHS CORP	26	26					
	CAROLINA PIPELINE COMPANY INC	41			41			
	COLUMBIA CITY OF	77	77					
	DATA GENERAL CORP	56	56					
	DIGITAL EQUIPMENT CORPORATION	73		73				
	EASTMAN KODAK	43	43					
	F N MANUFACTURING INC	14,423	14,423					
	FEDERAL DATA SYSTEM CORP	192						192
	GENERAL MAINTENANCE INC	602	602					
	INCO UNITED STATES INC	37					37	
	INTERNATIONAL BUSINESS MCHS	198	120	78				
	LANDAU H & CO	817					817	
	MAC CONSTRUCTION	51		51				
	MEPCO/ELECTRA INC	75			75			
	MUNFORD INC	377					377	
	NUS PROCESS SERVICES CORP	45		45				
	PAN-REDDI POTATO SERVICE INC	25		25				
	PEARCE-YOUNG-ANGEL CO	177	177					
	PRIME COMPUTER INC	52		52				
	RODGERS & CAUTHEN INC	31			31			

PRIME CONTRACT AWARDS BY STATE, CITY AND CONTRACTOR
FISCAL YEAR 1984 (OCT - SEP)
S CAROLINA

LOCATION NAME	CONTRACTOR NAME	DOD TOTAL	(DOLLARS IN THOUSANDS)						
			ARMY	NAVY	AIR FORCE	DLA	OCE	ODA	
CHARLESTON NAVAL WEA	DYN LOGISTICS SERVICES INC	67		67					
	EARTH RESOURCES CONSULTANTS	200		200					
	ENVIRONMENTAL & SAFETY DESIGN	74		74					
	FOUR SEASONS MAINTENANCE	44		44					
	GRANTS JANITORIAL FOOD SVC INC	109		109					
	GULF OIL CORPORATION	270		270					
	HIGHTOWER CONSTRUCTION CO INC	314		314					
	HILL CONSTR CORP CHARLESTON	910		910					
	INDUSTRIAL BLDG MAINTENANCE	33		33					
	INDUSTRIAL PMP/CMFRSR	94		94					
	INSTRUMENT CONTROL SERVICE INC	26		26					
	JAN-CAR LEASING CORPORATION	45		45					
	MERRITT JAMES A & SONS INC	1,024		1,024					
	METAL TRADES INC	66		66					
	PEARCE-TRAWICK CONTRACTORS	130		130					
	REGIONAL CONTRACTORS INC	189		189					
	SCANNELL, RE CONSTRUCTION CORP	39		39					
	SEA CONTAINER OF AMERICA	39		39					
	STONE CONTAINER CORP	102		102					
	STRUCTURAL PAINTING CORP	37		37					
SWYGERT SHIPYARDS INC	34		34						
XEROX CORPORATION	68		68						
TOTAL - CHARLESTON NAVAL WEA		6,441		6,441					
CHERAW	COOPER INDUSTRIES INC	265					265		
	STEVENS J P & CO INC	14,919					14,919		
TOTAL - CHERAW		15,204					15,204		
CHESTER	ESSEX GROUP INC	115					115		
	HEARIN FOREST INDUSTRIES INC	55					55		
	INDUSTRIAL TECH INC	31					31		
TOTAL - CHESTER		201					201		
CLARK HILL	C S R A PAVING INC	267						267	
CLARKS HILL	CHARLES W ELAM SURVEYING	64						64	
	DAVID HUTTO	100						100	
	DOBLE ENGINEERING COMPANY	267						267	
	KNOX-RIVERS CONSTRUCTION CO	943						943	
	R & D MAINTENANCE SERVICE INC	841						841	
	SBA/JE FARAR AND ASSOCIAT	657						657	
TOTAL - CLARKS HILL		2,892						2,892	
CLEMSON	A T A TTRG AD USA	129		129					
	CLEMSON UNIVERSITY	74	74						
	CLEMSON UNIVERSITY	124	124						
	CLEMSON UNIVERSITY	123	73	50					
	CLEMSON UNIVERSITY	206			206				

PRIME CONTRACT AWARDS BY STATE, CITY AND CONTRACTOR
FISCAL YEAR 1984 (OCT - SEP)
S CAROLINA

LOCATION NAME	CONTRACTOR NAME	DOD TOTAL	(DOLLARS IN THOUSANDS)					
			ARMY	NAVY	AIR FORCE	DLA	OCE	ODA
CHARLESTON NAVAL STA	DELTA MARINE INC	175		175				
	DETYENS SHIPYARDS INC	2,491		2,491				
	DRISCOLL T R SHEET METAL WKS	56		56				
	DUNNING MARK INDST INC	731		731				
	FLOWERS B R & CO INC	31		31				
	GAVCO CORP	369		369				
	GEE JNSN ENGRS ARCHJTCTS PLNRS	87		87				
	GEORGE C ROBERT ASSOC	32		32				
	HARDERS H G & SON INC	20,727		20,727				
	HORVATH CONSTRUCTION	45		45				
	HUBER CONSTRUCTION INC	447		447				
	HYDROTRONICS INC	59		59				
	JOHNSON BUILDING CORPORATION	106		106				
	KEATING INSLTN RFNG CO INC	78		78				
	LAUNDRAMATICS LTD	130		130				
	METAL TRADES INC	3,311		3,311				
	MICROTRONICS INC	34		34				
	MURRAY TILE CO INC	75		75				
	NELSONS R T PAINTING SERVICE	212		212				
	NORTHERN INDUSTRIAL MAINT	55		55				
	SWYGERT SHIPYARDS INC	1,934		1,934				
	TILLER CONSTRUCTION CO INC	228		228				
	TRULUCK INDUSTRIES INC	54		54				
	UTILITIES CONSTR INC OF SC	115		115				
	WE TRY HARDER	47		47				
TOTAL - CHARLESTON NAVAL STA		37,645		37,645				
CHARLESTON NAVAL SUP	BURROUGHS CORPORATION	780		780				
	C 3 INC	93		93				
	CARIBBEAN FORWARDERS	185		185				
	KOPP ENTERPRISES INC	42		42				
	MC ELVEEN W PWRS ASSO	97		97				
	MID EAST SERVICES INC	224		224				
	PARADYNE CORPORATION	127		127				
	ROSENBLATT M & SON INC	206		206				
	SCIENTIFIC COATING COMPANY INC	75		75				
	SYSTEM DEVELOPMENT CO	34		34				
TOTAL - CHARLESTON NAVAL SUP		1,863		1,863				
CHARLESTON NAVAL WEA	AUTOMATION INDUSTRIES INC	45		45				
	B & W MECHANICAL CONTRACTORS	39		39				
	BAILEY HAROLD PAINTING CO INC	27		27				
	BRASWELL SHIPYARDS INC	572		572				
	BULL WALTER & ASSOCIATES INC	607		607				
	CARLISLE ASSOCIATES INC	97		97				
	CERTIFIED WELDING	33		33				
	CONSTRUCTION SERVICE COMPANY	971		971				
	DETYENS SHIPYARDS INC	340		340				

PRIME CONTRACT AWARDS BY STATE, CITY AND CONTRACTOR
FISCAL YEAR 1984 (OCT - SEP)
S CAROLINA

LOCATION NAME	CONTRACTOR NAME	DOD TOTAL	(DOLLARS IN THOUSANDS)					
			ARMY	NAVY	AIR FORCE	DLA	OCE	ODA
CHARLESTON NAVAL REG	DYNETERIA INC	818		818				
	GROHNE CO INC	86		86				
	MERRITT JAMES A & SONS INC	288		288				
TOTAL - CHARLESTON NAVAL REG		1,209		1,209				
CHARLESTON NAVAL SHI	AQUATIC MARINE SYSTEMS INC	663		663				
	ATLANTIC ELECTRIC COMPANY INC	248		248				
	BRASON CONSTRUCTION CO INC	29		29				
	CARLISLE ASSOCIATES INC	120		120				
	CLONTZ-GSONMCAL CORP IC	120		120				
	CROWN LEASING INC	71		71				
	CULLUM MECHANICAL CONSTR	1,021		1,021				
	DYN LOGISTICS SERVICES INC	55		55				
	ENDURE A LIFETIME PRODUCTS INC	81		81				
	FAY SPOFFORD & THORNDIKE INC	118		118				
	FEDL CONSTRUCTION CO OF LAKE C	95		95				
	FUTIA J N CO INC	61		61				
	G & P LEASING CO	130		130				
	HARRISON THUENTE SPNCR	45		45				
	HENLETT-PACKARD COMPANY	38		38				
	HIGHTOWER CONSTRUCTION CO INC	97		97				
	HONEYWELL INFORMATION SYSTEMS	119		119				
	INDUSTRIAL PMP/CMPSR	85		85				
	L-J INCORPORATED	34		34				
	LAMBERT CNSTRCTN CO INC	44		44				
	LANDSCAPE PAVERS LIMITED	53		53				
	MC CALL-THOMAS ENGINEERING CO	33		33				
	MERCHANT RENT A CAR INC	57		57				
	MERCHANTS RENT-A-CAR INC	85		85				
	METAL TRADES INC	48		48				
	MOFFATT & NICHOL ENG	53		53				
	PATCHEN MINGLEDORFF & AC	50		50				
	REPUBLIC LOCOMOTIVE WORKS INC	40		40				
	ROSENBLATT M & SON INC	27		27				
	SPERRY CORPORATION	26		26				
	SWYGERT SHIPYARDS INC	133		133				
	TJLLER CONSTRUCTION CO INC	923		923				
	WIRE MASTER INC	46		46				
TOTAL - CHARLESTON NAVAL SHI		4,848		4,848				
CHARLESTON NAVAL STA	B & M MARINE REPAIR INC	128		128				
	B & W MECHANICAL CONTRACTORS	125		125				
	BLANCHARD PAUL E GEN CNTRCTR	26		26				
	BRASWELL SHIPYARDS INC	3,252		3,252				
	CHARLESTON SHT MTL & RFG WKS	57		57				
	CULLUM MECHANICAL CONSTR	2,488		2,488				
	CUMMINGS & MC CRADY INC	27		27				
	DAVIS & FLOYD INC	27		27				

PRIME CONTRACT AWARDS BY STATE, CITY AND CONTRACTOR
FISCAL YEAR 1984 (OCT - SEP)
S CAROLINA

LOCATION NAME	CONTRACTOR NAME	DDO TOTAL	(DOLLARS IN THOUSANDS)					
			ARMY	NAVY	AIR FORCE	DLA	OCE	ODA
CHARLESTON	WANG LABORATORIES INC	1,474	60	1,414				
	WESTINGHOUSE ELECTRIC CORP	49		49				
	WESTVACO CORPORATION	27	27					
	WIETERS W M CONSTRUCTION CO	249		249				
	WILLMS TRUCKING CO	33		33				
	XEROX CORPORATION	334		334				
	Z M CO	26		26				
TOTAL - CHARLESTON		48,465	1,435	30,849	2,033	4,954	9,020	174
CHARLESTON AIR FORCE	ARCHITECTS BOUDREAUX LTD	105		105				
	ASTRONAUTICS CORPORATION AMER	230	230					
	B & D SUPPLY CO AZ INC	73			73			
	BANKS CONSTRUCTION CO INC	376			376			
	BULL WALTER & ASSOCIATES INC	140			140			
	COLBAR INC	697			697			
	CONSTRUCTION SERVICE COMPANY	489			489			
	CUMMINGS & MC CRADY INC	29		29				
	ELLIS/NAEYAERT ASSOCIATES	99			99			
	FEDL CONSTRUCTION CO OF LAKE C	165			165			
	FENNELL CNTR CO CHRLSTN	148			148			
	FLAD & ASSOCIATES OF FLORIDA	26		26				
	FREEMAN WILLIAM F INC	48		48				
	GENERATION III INC	51			51			
	HAWTHORNE AVIATION	133			133			
	HUTTO REFRIGERATION SALES	44			44			
	JONES FLOOR COVERING INC	153			153			
	LJOLLIQ ASSOCIATES INC	26			26			
	LOCKHEED CORPORATION	1,006			1,006			
	MCKELLAR ASSOCIATES	29		29				
	MERRITT JAMES A & SONS INC	67		67				
	QUALITY SERVICES OF NC INC	489			489			
	SAGE OVERHAUL SERVICE INC	107			107			
	SANDERS BROS CONSTRUCTION CO	134			134			
	SATELLITE SERVICES INC	350			350			
	SERVICES INC	678			678			
	SMALLS T S INC	114			114			
	SOUTHEASTERN MAINTENANCE INC	100			100			
	SPECIALTY SERVICES	120			120			
	SUNBELT ELECTRICAL COMPANY INC	223			223			
	TOWNSCO CONTRACTING COMPANY	131			131			
	W & T ENTERPRISES INC	200			200			
TOTAL - CHARLESTON AIR FORCE		6,778	230	304	6,244			
CHARLESTON FUEL STOR	BAILEY FARBAILEY FA III	169		169				
	MC CRARY C F COMPANY INC	347		347				
TOTAL - CHARLESTON FUEL STOR		516		516				
CHARLESTON NAVAL REG	CAROLE FABRICS INC	37		37				

PRIME CONTRACT AWARDS BY STATE, CITY AND CONTRACTOR
FISCAL YEAR 1984 (OCT - SEP)
S CAROLINA

LOCATION NAME	CONTRACTOR NAME	DDO TOTAL	(DOLLARS IN THOUSANDS)						
			ARMY	NAVY	AIR FORCE	DLA	OCE	ODA	
CHARLESTON	MEDICAL UNIVERSITY OF SC	55	28		27				
	MERRITT DREDGING COMPANY	490						490	
	MERRITT JAMES A & SONS INC	717		717					
	MICRONICS INC	216		216					
	MILCOM SYSTEMS CORPORATION	349		349					
	MITCHELL BROTHERS INC	123		123					
	MURPHY ELECTRIC CO INC	44				44			
	NATHAN C HALE ASSOC	38		38					
	NATIONAL CASH REGISTER	77		77					
	NATIONAL DATA CORPORATION	212		212					
	NATIONAL DESIGNERS INC	35		35					
	NORTH AMERICAN TRAILING CO INC	1,220						1,220	
	NORTON CO	538					538		
	OCEANEERING INTL INC	94		94					
	ON SITE AUTOMATED TOOL	167		167					
	PARKER MARINE CONTRACTING INC	36		36					
	PAVEMENT CONSULTANTS	55		55					
	PELHAM ROOFING & SHEET METAL	98		61		37			
	PETROLEUM TANK SERVICE INC	47		47					
	R JERRY MC LAMB CONSTR CO	217						217	
	R M INDUSTRIAL PRODUCTS INC	37		37					
	RCA CORPORATION	365		365					
	REGIONAL CONTRACTORS INC	151	84	67					
	REGIS MILK CO INC	1,589	198	1,391					
	ROOFING ENTERPS OF S CAROLINA	56		56					
	RYAN WALSH STEVEDORING CO	500	500						
	SANDERS B P CONTRACTORS INC	393						393	
	SANDERS BROS CONSTRUCTION CO	100		100					
	SERVICES INC	34		34					
	SHULER TINA&ASSOCS INC	30		30					
	SMITHKLINE BECKMAN CORPORATION	41		41					
	SOUTH CAROLINA ELEC & GAS CO	447				447			
	SOUTHERN ALCOHOL FUELS INC	3,836					3,836		
	SOUTHERN DREDGING CO INC	3,306						3,306	
	SOUTHERN LUMBER & MILLWORK	64		64					
	SOUTHERN RESOURCE MPG CORP	51		51					
	SPERRY CORPORATION	52		52					
	STATE OF SOUTH CAROLINA	186						186	
	STEADFAST MARINE CONSULTING	96		96					
	STREASALL CLYDE	240		240					
	T D S INC	30		30					
	TAYLOR DYNAMOMETER & MCH CO	110		110					
	TDS INC	45		45					
	TILLER CONSTRUCTION CO INC	162		162					
	UNIFIED AIRCRAFT SERVICE INC	50	50						
	UNION CARBIDE CORP	50		50					
	VANDERPOOL ELCTRC CONTR CO INC	27		27					
	W B EASTON CONSTRUCTION CO	52						52	

PRIME CONTRACT AWARDS BY STATE, CITY AND CONTRACTOR
FISCAL YEAR 1984 (OCT - SEP)
S CAROLINA

LOCATION NAME	CONTRACTOR NAME	DOD TOTAL	(DOLLARS IN THOUSANDS)						
			ARMY	NAVY	AIR FORCE	DLA	OCE	ODA	
CHARLESTON	BROWNING-FERRIS INDUSTRIES	322		322					
	BRUNSONS FUEL OIL CO	141					141		
	CALHOUN FORESTRY MAPPING	52						52	
	CAROLINA BUSINESS SYSTEMS	28		28					
	CAROLINA ELVTR CO INC	26		26					
	CERTIFIED WELDING	33		33					
	CHARLESTON COUNTY OF	264		264					
	CHARLESTON MOVING & STOR CO	28		28					
	CHARLESTON SHT MTL & RFG WKS	28		28					
	CITADEL THE	295	295						
	CITADEL THE	139				139			
	COMMISSIONER OF PUBLIC WORKS	36				36			
	CONSTRUCTION SERVICE COMPANY	65		65					
	CONTINENTAL SERVICE CO	40					40		
	CPT CORPORATION	83						83	
	DIGITAL EQUIPMENT CORPORATION	34		34					
	DYN LOGISTICS SERVICES INC	1,286		1,286					
	EASTMAN KODAK COMPANY	49		49					
	ELLIS/NAEYAERT/GENHEIMER	31		31					
	EXXON CORPORATION	3,193		3,193					
	F S G M INC	197		197					
	FEDERAL DATA SYSTEM CORP	174							174
	FOOD SERVICE SUPPLIES INC	159		159					
	GEORGE C ROBERT ASSOC	74		74					
	GRESHAM AND GEIGER ENG INC	70		70					
	GRESSETTE D E CORPORATION	159						159	
	GTE CORPORATION	69		69					
	GULF OIL CORPORATION	369		369					
	HAMILTON SORTER CO INC	56		56					
	HARDEE A D & SON DRAINAGE INC	80						80	
	HANTHORNE AVIATION	408		313			95		
	HERITAGE CONSTRUCTION CO. INC	40		40					
	HONEYWELL INFORMATION SYSTEMS	61		61					
	HORVATH CONSTRUCTION	45		45					
	HUBER CONSTRUCTION INC	500		500					
	HYDRO-DYNE SC	157		157					
	INDUSTRIAL BLDG MAINTENANCE	301		301					
	INDUSTRIAL PUMP&COMPRESSOR	30					30		
	INTERNATIONAL BUSINESS MCHS	35		35					
	IVIE & ASSOCIATES	371						371	
	JOHNSON-SOLOMON OIL CO	274					274		
	KECK & WOOD INC	34		34					
	LANIER BUSINESS PRODUCTS INC	114		114					
	LIFE CYCLE ENGINEERING INC	2,387		2,387					
	LOCKHEED CORPORATION	67				67			
	LOCKHEED MIS/SP CO INC	66		66					
	LUCAS STUBBS PAS PWL PNY	154		34		120			
	MC LAMB A D & SON CONSTR	232						232	

PRIME CONTRACT AWARDS BY STATE, CITY AND CONTRACTOR
FISCAL YEAR 1984 (OCT - SEP)
S CAROLINA

LOCATION NAME	CONTRACTOR NAME	DOD TOTAL	(DOLLARS IN THOUSANDS)					OD
			ARMY	NAVY	AIR FORCE	DLA	OCE	
BEAUFORT	INDEPENDENT HAULERS	190		190				
	JONES CLARENCE R CONSULTANTS	27		27				
	MEYER/ARMOUR & CAPE	92		92				
	SHARP CONSTR CO SUMTER	242		242				
	TRUESDALE CNSTRCTN CO	186		186				
	U S G CONSTRUCTION CORP	45		45				
TOTAL - BEAUFORT		1,760		1,760				
BEAUFORT MARINE CORP	HILL CONSTRUCTION CO	112		112				
	MITCHELL BROTHERS INC	97		97				
	OUTING CONSTRUCTION CO	142		142				
	SOUTHEASTERN MAINTENANCE INC	189		189				
	TURNER ASSOC/ARCHITECTS	85		85				
	U S G CONSTRUCTION CORP	3,865		3,865				
TOTAL - BEAUFORT MARINE CORP		4,490		4,490				
BEAUFORT NAVAL HOSPI	FEDL CONSTRUCTION CO OF LAKE C	45		45				
	HOLLAND B P	228		228				
	STERLING MEDICAL ASSOCIATES	249		249				
	TOTAL - BEAUFORT NAVAL HOSPI		522		522			
BENNETTSVILLE	SOUTHERN PACKAG STR CO	94				94		
BETHUNE	KENDALL COMPANY INC THE	506				506		
BISHOPVILLE	LANDAU H & CO	195				195		
	SADDLER TEXTILES INC	191				191		
	TOTAL - BISHOPVILLE		386			386		
BLACKSBURG	PRESTEX INC	1,882				1,882		
BRADLEY	STALLWORTH LUMBER COMPANY	88				88		
CHARLESTON	AM INTERNATIONAL INC	35		35				
	AMERICAN DEV CORP	1,166	50		1,116			
	AMERICAN TELEPHONE & TELG CO	43		43				
	AMEX SYSTEMS INC	218		218				
	ASTRONAUTICS CORPORATION AMER	111	111					
	AT&T	289		289				
	ATKINSON DREDGING CO INC	2,179					2,179	
	ATLANTIC ELECTRIC COMPANY INC	177		177				
	AUTOMATION INDUSTRIES INC	40		40				
	BANKS CONSTRUCTION CO INC	64		64				
	BATTELLE MEMORIAL INSTITUTE	32	32					
	BIRTCHELD DAIRY INC	1,338		1,338				
	BRASWELL SHIPYARDS INC	48		48				
	BRASWELL SHIPYARDS INC	7,439		7,439				
BRASWELL SHIPYARDS INC	3,370		3,370					

PRIME CONTRACT AWARDS BY STATE, CITY AND CONTRACTOR
FISCAL YEAR 1984 (OCT - SEP)
S CAROLINA

LOCATION NAME	CONTRACTOR NAME	DOD TOTAL	(DOLLARS IN THOUSANDS)					
			ARMY	NAVY	AIR FORCE	DLA	OCE	ODA
MYRTLE BEACH AIR FBR	TALBERT JOHN & ASSOCIATES INC	27		27				
	U S CONSTRUCTION CO INC	805			805			
	U S G CONSTRUCTION CORP	883		883				
	WESTINGHOUSE ELECTRIC CORP	156			156			
	TOTAL - MYRTLE BEACH AIR FBR	6,266	196	1,221	4,849			
NEWBERRY	SHAKESPEARE COMPANY	179					179	
NORTH CHARLESTON	ALL STEEL PRODUCTS CO	50			50			
	AMERICAN DEV CORP	20,276	19,840			436		
	AMERICAN DEVELOPMENT CORP	252	252					
	APPLIED ENGINEERING SERVICE	30			30			
	ASSOCIATED SPACE DESIGNS INC	49			49			
	BARCH JENKINS & ASSOCS INC	44			44			
	BARRETT DAFFN AND CARLAN	46			46			
	BESSENT HAMMACK & RUCKMAN INC	123			123			
	BLUME JHN A & ASN ENGRS	149			149			
	BORGGREN/DICKSON CONST INC	10,080			10,080			
	BRUNSONS FUEL OIL CO	740					740	
	BULLARD & DANBURY AUTO PRO	200	200					
	CAMPBELL & ASSOCIATES INC	37			37			
	CARLISLE ASSOCIATES INC	108			108			
	CAROLINA AUTO RENTALS INC	29			29			
	CAROLINA ELVTR CO INC	111			111			
	CENTURY SOUTHERN INC	51			51			
	CHARLESTON CONSTRUCTORS INC	38			38			
	CLONTZ-GSONMICAL CORP IC	29			29			
	COASTAL MARINE TRADING CO	127			127			
	COLBAR INC	1,619			1,619			
	CRESWELL FENCE CO	125			125			
	CULLUM MECHANICAL CONSTR	360			360			
	DAVIS & FLOYD INC	117			117			
	ENWRIGHT ASSOCIATES	53			53			
	FEDSERV INDUSTRIES INC	286			286			
	GAVCO CORP	358			358			
	GEE JNSN ENGRS ARCHTCTS PLNRS	139			139			
	GEORGE C ROBERT ASSOC	36			36			
	GLOBAL ASSOC A JOINT VENTURE	932	932					
	GREEN CONSTRUCTION CO	195			195			
	GREENMAN-PEDERSEN INC	56			56			
	HARDERS H G & SON INC	253			253			
	HARRISON THUENTE SPNCR	53			53			
	HAYES SEAY MATTERN & MATTERN	30			30			
	HERTZ CORPORATION THE	43			43			
	HUBER CONSTRUCTION INC	29			29			
INDUSTRIAL PMP/CMPSR	216			216				
INSTRUMENT CONTROL SERVICE INC	50			50				
JOHNSON BUILDING CORPORATION	47			47				

PRIME CONTRACT AWARDS BY STATE, CITY AND CONTRACTOR
 FISCAL YEAR 1984 (OCT - SEP)
 S CAROLINA

LOCATION NAME	CONTRACTOR NAME	DOD TOTAL	(DOLLARS IN THOUSANDS)						
			ARMY	NAVY	AIR FORCE	DLA	OCE	ODA	
NORTH CHARLESTON	JONATHAN CORP	192		192					
	JONES EDMUNDS & ASSOC INC	61		61					
	LANDSCAPE PAVERS LIMITED	60		60					
	M & M ELECTRIC CO INC	65		65					
	MAGUIRE C E INC	38		38					
	MARSHALL ROOFING	73		73					
	MC ELVEEN W PWRS ASSO	55		55					
	MERRITT JAMES A & SONS INC	43		43					
	MIDDLETON-MCMILLAN ARCHITICT	45		45					
	NATIONAL LINEN SERVICES	92		92					
	NATIONAL SERVICE INDUSTRIES	602		602					
	NORTH CHARLESTON SEWER DST	55				55			
	ONYX/LANDERS-ATKINS PLANNERS	378			378				
	PARKER MARINE CONTRACTING INC	110			110				
	PEASE J N & COMPANY	122			122				
	PHILLIPS CARTNER & CO	32			32				
	PLANAS-BASSETT-WORTHY & ASSOC	37			37				
	RAYBESTOS-MANHATTAN INC	260					260		
	SHERIDAN CORP THE	33			33				
	SHISKO JOSEPH INC	25			25				
	SOUTHERN ALCOHOL FUELS INC	2,103						2,103	
	SOUTHERN ENGINEERING COMPANY	300			300				
	SPRINGFIELD SERVICE INC	192			192				
	STEVENS SHPG & TRML CO	800		800					
	TDS INC	361			361				
	TILLER CONSTRUCTION CO INC	1,486			1,486				
	TREADWELL CORPORATION	843			843				
TRUESDALE CNSTRCTN CO	92			92					
WALKER LABORATORIES INC	39			39					
WALLACE, ROBERT AND TODD	165			165					
WIETERS W M CONSTRUCTION CO	66			66					
TOTAL - NORTH CHARLESTON		44,725	22,024	19,107	491	3,103			
ORANGEBURG	BEATRICE FOODS CO	31	31						
	EG&G INC	28					28		
	GENERAL MAINTENANCE INC	58	58						
	SOUTH CAROLINA STATE COLLEGE	80	80						
	ZEUS INC	156						156	
TOTAL - ORANGEBURG		353	169				184		
PABELAND	STALLWORTH LUMBER COMPANY	34						34	
PARRIS ISLAND MARINE	A&G CONSTRUCTION CO INC	159		159					
	ALL SOUTH REFRIGERATION INC	199		199					
	ALLEN H V CO	350		350					
	ANDERSON ROOFING COMPANY INC	194		194					
	AQUA POOLS & SUPPLY INC	55		55					
	BRYANT ELECTRIC RPR CO INC	131		131					

PRIME CONTRACT AWARDS BY STATE, CITY AND CONTRACTOR
FISCAL YEAR 1984 (OCT - SEP)
S CAROLINA

LOCATION NAME	CONTRACTOR NAME	DOD TOTAL	(DOLLARS IN THOUSANDS)					OCE	ODA
			ARMY	NAVY	AIR FORCE	DLA			
PARRIS ISLAND MARINE	C M LOWTHER JR	973		973					
	C W C INC	439		439					
	C W C INC	50		50					
	CASTLE CONSTRUCTION CO INC	52		52					
	CENDEL COMMUNICATINS INC DEL	28		28					
	CERTIFIED WELDING	154		154					
	CLARKE MARSHALL ARCHITECTS INC	46		46					
	CONSTRUCTION MANAGEMENT ENGI	131		131					
	DAVIS & FLOYD INC	196		196					
	DELTA INDUSTRIAL CONTRACTORS	563		563					
	DEMOSTHENES JOHN COMPANY	747		747					
	FEDERAL DATA CORPORATION	60		60					
	FULMER & CRAWFORD ARCHITECTS	156		156					
	GILBERT W E & ASSOCIATES INC	114		114					
	LOWTHER C EUGENE SR	440		440					
	MASTERS COMPANY INC THE	120		120					
	METAL CRAFTS INC	172		172					
	MILLER W HOWARD CO INC	186		186					
	MITCHELL BROTHERS INC	121		121					
	SECKINGER INC	116		116					
SIMMONS DIESEL INC	45		45						
STEARNS C & SCHMT CNSLTG ENGRS	85		85						
U S G CONSTRUCTION CORP	422		422						
WATERFRONT CORPORATION	142		142						
TOTAL - PARRIS ISLAND MARINE		6,646		6,646					
PIEDMONT	WINFIELD MANUFACTURING CO I	4,675					4,675		
ROCK HILL	AMIDA INDUSTRIES INC	89		89					
ST. STEPHEN	ATKINSON GUY F COMPANY	1,878						1,878	
	EASTERN CONTRACTORS INC	170						170	
	FROEHLING & ROBERTSON INC	253						253	
	GRAYBAR ELECTRIC COMPANY INC	309					309		
	HIGGERSON-BUCHANAN INC	45						45	
	INMAN & ASSOCIATES INC	120						120	
	LINCOLN TELEPHONE SV & SUP CO	43					43		
	RELIABLE ELECTRIC	34		34					
	TW COMMUNICATION CORP	37					37		
	WATEREE CONSTRUCTION CO INC	771						771	
TOTAL - ST. STEPHEN		3,660	34		80		309	3,237	
SANTEE COOPER PROJEC	GEOTECHNICAL ENGINEERS INC	277						277	
SAVANNAH RIVER PLAMT	DIAMOND MANUFACTURING COMPANY	36			36				
	JONES GROUP INC THE	16,414		16,414					
TOTAL - SAVANNAH RIVER PLANT		16,450		16,414	36				

PRIME CONTRACT AWARDS BY STATE, CITY AND CONTRACTOR
FISCAL YEAR 1984 (OCT - SEP)
S CAROLINA

LOCATION NAME	CONTRACTOR NAME	DOD TOTAL	(DOLLARS IN THOUSANDS)					
			ARMY	NAVY	AIR FORCE	DLA	OCE	ODA
SHAW AIR FORCE BASE	ADVANCED DOOR SYSTEMS INC	25			25			
	ALLEN H R INC	68			68			
	AQUA POOLS & SUPPLY INC	40			40			
	B & D SUPPLY CO AZ INC	154			154			
	BLACK RIVER ELECTRIC COOP	420			420			
	CAPSTONE CORP	191			191			
	CAROLINA PIPELINE COMPANY INC	601			601			
	CAROLINA POWER & LIGHT CO	3,753			3,753			
	COCKCROFT ELECTRIC COMPANY INC	100			100			
	CUTTING BUILDERS INC	901			901			
	DETWILER H W CO INC	71			71			
	DUCOM INDUSTRIAL ELEC CO	74			74			
	ELLIOTT CONSTRUCTION CO INC	178			178			
	FEDERAL DATA SYSTEM CORP	83						
	FREEMAN WILLIAM F & ASSOC	51						83
	G & H CONSTRUCTION INC	1,892				51		
	GENERAL TELE CO SOUTHEAST	796						
	GRANT CONSTRUCTION CO INC	771						
	HATFIELD HTNG AIR COND INC	1,345						
	HOWELL & HOWELL	612						
	JAMES DURANT MATTHEWS SHELLEY	71						
	LAUNDRAMATICS LTD	33						
	MC ELVEEN W PWRS ASSO	60				60		
	MC NAIR JHNSN & ASSOC	78				78		
	MOTOROLA CMNCTNS/ELCTRNC	30					30	
	NORRIS AIR CONDITIONING INC	200				200		
	PLOWDEN CONSTRUCTION CO INC	2,661					2,661	
	POWERS CONSTRUCTION CO INC	4,453					4,453	
	SHARP CONSTR CO SUMTER	871					871	
	SINACOLA MARIO SONS EXCVTNG	290					290	
	SMITH GRADING & PAVING INC	750					750	
	STROH HARRY A ASSOCIATES INC	217					217	
	STUCKEY CONSTRUCTION CO	72					72	
TOWNSEND ARCHITCTRL/PLNNG GRP	70				70			
U S CONSTRUCTION CO INC	975					975		
WHITAKER INC OF SUMTER	265					265		
WILLIAMS SERVICES INC	1,058					1,058		
XEROX CORPORATION	37					37		
TOTAL - SHAW AIR FORCE BASE	24,173			6,804		17,286		83
SILVERSTREET	CHAMPION INTERNATIONAL CORP	50					50	
SPARTANBURG	CAROLINA COIL INCORPORATED	27						
	SETLOW M & SONS INC	195						
	WOFFORD COLLEGE	106						
TOTAL - SPARTANBURG	328			328				
SUMMERVILLE	DAR METAL WORKS INC	31						

PRIME CONTRACT AWARDS BY STATE, CITY AND CONTRACTOR
FISCAL YEAR 1984 (OCT - SEP)
S CAROLINA

LOCATION NAME	CONTRACTOR NAME	DOD TOTAL	(DOLLARS IN THOUSANDS)					
			ARMY	NAVY	AIR FORCE	DLA	OCE	ODA
SUMMERVILLE	VIKING ELECTRIC SERV	30			30			
TOTAL - SUMMERVILLE		61			61			
SUMTER	BLACK RIVER ELECTRIC COOP	262				262		
	EAST COAST ENGINEERING	53			53			
	ELECTRO MARINE INDUST INC	2,202			2,202			
	INCO ELECTROENERGY CORPORATION	40				40		
	KAYDON CORP	278	278					
	SHARP CONSTR CO SUMTER	470	470					
	SIFCO INDUSTRIES INC	148			148			
	SUMTER PETROLEUM CO INC	1,898				59	1,839	
	TRUESDALE CNSTRCTN CO	662	662					
TOTAL - SUMTER		6,013	1,410	2,403	361	1,839		
SWANSEA	C T A INC	1,616	1,616					
	CUSTOM VIDEO SYSTEMS INC	39			39			
TOTAL - SWANSEA		1,655	1,616		39			
TIMMONSVILLE	CHAVIS TOOL MFG	52	52					
UNION	DIXIE BEARINGS INC	82					82	
VARNVILLE	COASTAL ENGINEERED PDTS CO	1,305	1,305					
WALTERBORO	COASTAL FOOD SERVICE INC	27			27			
	COASTAL FRUIT CO INC	564	564					
	TELEDYNE INDUSTRIES INC	455	455					
TOTAL - WALTERBORO		1,046	1,019		27			
WANDO	DELTA MARINE INC	265	185		80			
	DETYENS SHIPYARDS INC	2,028			2,028			
TOTAL - WANDO		2,293	185		2,108			
WEST COLUMBIA	ALL STEEL PRODUCTS CO	241	153			88		
	VAN LOTT INC	55	55					
TOTAL - WEST COLUMBIA		296	208			88		
WHITMIRE	STEVENS J P & CO INC	388					388	
YONGES ISLAND	METAL TRADES INC	1,947			1,947			
YORK	DRIPCUT CORPORATION	70					70	
	SULLCRAFT INDUSTRIES CORP	271					271	
	TEXTRON INC	32	32					
TOTAL - YORK		373	32				341	
YOUNGS	METAL TRADES INC	42			42			

PRIME CONTRACT AWARDS BY STATE, CITY AND CONTRACTOR
FISCAL YEAR 1984 (OCT - SEP)
S CAROLINA

LOCATION NAME	CONTRACTOR NAME	DDO TOTAL	(DOLLARS IN THOUSANDS)					
			ARMY	NAVY	AIR FORCE	DLA	OCE	ODA
BAMBERG	INFINITE CRTNS BAMBERG INC	310				310		
CHAPIN	UNITED CHEMICAL INC	52		52				
CHARLESTON-NORTH CHA	BECKMAN INSTRUMENTS INC	63		63				
	BORG-WARNER CORPORATION	31		31				
	BRASWELL SHIPYARDS INC	450		450				
	BRYAN R L COMPANY INC THE	31		31				
	CAROLINA ENG EQUIP	28		28				
	CAVEC	47		47				
	CITADEL THE	370		370				
	CULLIGAN WTR COND CHARLESTON	277		277				
	DAVIS INTERIORS LTD	118		118				
	DELTA MARINE INC	39		39				
	DIGITAL EQUIPMENT CORPORATION	44		44				
	EDMUNDS & ASSOCIATES	70		70				
	ENERCON STRUCTURES	45				45		
	EXXON CORPORATION	1,051		1,051				
	GENERAL ELECTRIC CO	42		42				
	GENERAL ELECTRIC COMPANY	155		155				
	GERARD METAL CRAFTSMAN INC	32		32				
	GOODWILL INDUSTRIES LOWER SC	105		105				
	HEWLETT-PACKARD COMPANY	52		52				
	HOLIDAY INN	48		48				
	HONEYWELL INFORMATION SYSTEMS	92		92				
	HOWARD JOHNSON MOTOR LDG	55		55				
	HYDROTRONICS INC	84		84				
	INDUSTRIAL INSULATION CO INC	405		405				
	INDUSTRIAL PMP/CMPSR	44		44				
	INTERNATIONAL BUSINESS MCHS	398		398				
	JONATHAN CORP	311		311				
	LANIER BUSINESS PRODUCTS INC	26		26				
	LIFE CYCLE ENGINEERING INC	56		56				
	MEDICAL UNIVERSITY OF SC	30				30		
	MICROTRONICS INC	254		254				
	MID EAST SERVICES INC	210		210				
	MONTAGUE B L COMPANY	38		38				
	NATIONAL SERVICE INDUSTRIES	310		310				
	ON SITE AUTOMATED TOOL	109		109				
	PARKS AUTO PARTS INC	276		276				
	PRC GURALNICK	749		749				
	RAYBESTOS-MANHATTAN INC	170					170	
	ROSENBLATT M & SON INC	4,475		4,475				
	SAVIN CORP	57		57				
	SAVIN CORPORATION	249		249				
	SEAMAN ELECTRIC	63		63				
	SHULER TINA&ASSOCS INC	30		30				
	SOUTHERN ALCOHOL FUELS INC	32						32

PRIME CONTRACT AWARDS BY STATE, CITY AND CONTRACTOR
FISCAL YEAR 1984 (OCT - SEP)
S CAROLINA

LOCATION NAME	CONTRACTOR NAME	DDO TOTAL	(DOLLARS IN THOUSANDS)					OCE	ODA
			ARMY	NAVY	AIR FORCE	DLA			
CHARLESTON-NORTH CHA	SUPERIOR ENG & ELEC CO INC	28		28					
	T D S INC	50		50					
	TDS INC	175		175					
	UMIJAX CAROLINA INC	25		25					
	WANG LABORATORIES INC	100		100					
	XEROX CORPORATION	272		272					
TOTAL - CHARLESTON-NORTH CHA		12,271		11,994		75	202		
CHERAW	MIRAFI INC	333						333	
	NORTH CHARLESTON SEWER DST	31				31			
TOTAL - CHERAW		364				31		333	
COLUMBIA	ANCHOR CONTINENTAL INC	144					144		
	DIGITAL EQUIPMENT CORPORATION	545		545					
	EASTMAN KODAK COMPANY	178		178					
	INTERNATIONAL BUSINESS MCHS	202		202					
	RODGERS & CAUTHEN INC	104				104			
	XEROX CORPORATION	76		76					
TOTAL - COLUMBIA		1,249		1,001		104	144		
DARLINGTON	MARMON GROUP INC THE	95						95	
	OCEANA CORPORATION	30						30	
TOTAL - DARLINGTON		125						125	
FAIRFAX	HOUSEHOLD INTERNATIONAL INC	57						57	
GREENVILLE	FENDORICH INDUSTRIES INC	355						355	
GREENWOOD	ADVANCED INDUSTRIES INC	137						137	
HARTSVILLE	PALLET MAKERS INC	42		42					
INMAN	EXXON CORPORATION								
JOHNSTON	KAROLLS INC	74						74	
LAMAR	SMITH J & H MFG CO INC	188						188	
LANDRUM	BIGELOW-SANFORD INC	35						35	
LEXINGTON	COOPER INDUSTRIES INC	327		327					
MONCK'S CORNER	SOUTH CARLN PUB SERV AUTHRTY	286				286			
MOUNT PLEASANT	BRASWELL SHIPYARDS INC	635		635					
	CULLIGAN WTR COND CHARLESTON	3,746		3,746					
	DETYENS SHIPYARDS INC	994		888				308	
	TOTAL - MOUNT PLEASANT	5,375		5,067				308	

PRIME CONTRACT AWARDS BY STATE, CITY AND CONTRACTOR
FISCAL YEAR 1984 (OCT - SEP)
S CAROLINA

LOCATION NAME	CONTRACTOR NAME	DOD TOTAL	(DOLLARS IN THOUSANDS)					OCE	ODA
			ARMY	NAVY	AIR FORCE	DLA			
MULLINS	SOUTHERN PACKAG STR CO	1,431					1,431		
MYRTLE BEACH	DUNNING MARK INDST INC	382			382				
	GREENWALL CONSTRUCTION SVC INC	62			62				
	PEAKE CONSTRUCTION COMPANY INC	99			99				
TOTAL - MYRTLE BEACH		543			543				
NEWBERRY	SHAKESPEARE COMPANY	37					37		
REMBERT	OAKLAND JANITORIAL SERVICE	29				29			
ST. STEPHEN	GRAYBAR ELECTRIC COMPANY INC	194					194		
SENECA	MULTIGRAPHICS DIV	28		28					
SPARTANBURG	ABBOTT LABORATORIES	1,830					1,830		
SUMMERVILLE	VJ KING ELECTRONIC SERVICES	70		70					
SUMTER	ARCHITECTS BOUDREAUX LTD	130		130					
	BLACK RIVER ELECTRIC COOP	55			55				
	EXIDE CORP	318						318	45
	INCO UNITED STATES INC	45							
	OWENS & SHULER INC	31					31		
TOTAL - SUMTER		579		130	55		31	318	45
WALTERBORO	SEALCRAFT CORP	103				103			
WANDO	DELTA MARINE INC	198		198					
	DEYENS SHIPYARDS INC	2,059		2,059					
TOTAL - WANDO		2,257		2,257					
WEST COLUMBIA-CAYCE	BROWN BOVERI ELECTRIC INC	42		42					
WESTMINSTER	BERNARD CAP CO INC	142					142		
YORK	DRIPCUT CORPORATION	33					33		
YORK	TEXTRON INC	98				98			
TOTAL - S CAROLINA		478,024	134,971	164,598	40,833	106,099	23,557	7,968	

PRIME CONTRACT AWARDS BY STATE, CITY AND CONTRACTOR
FISCAL YEAR 1984 (OCT - SEP)
S DAKOTA

LOCATION NAME	CONTRACTOR NAME	DOD TOTAL	(DOLLARS IN THOUSANDS)					
			ARMY	NAVY	AIR FORCE	DLA	OCE	ODA
ABERDEEN	MINNESOTA MINING & MFG CO	2,300				2,300		
BERESFORD	SIBUX STEAM CLEANER	43		43				
BEULAH	GRAND ELECTRIC CO-OP INC	26			26			
BISON	GRAND ELECTRIC CO-OP INC	52			52			
BROOKINGS	ADVERTISING DISPLAYS INC	30			30			
	MINNESOTA MINING & MFG CO	1,192				1,192		
	MINNESOTA MINING AND MFG CO	365				365		
TOTAL - BROOKINGS		1,587			30	1,557		
BURKE	GREGORY COUNTY OF	28						28
CHAMBERLAIN	BURKE OIL CO	25				25		
	LIFE ROOFING DIVISION	467			467			
	STEWART, LELAND J	40						40
TOTAL - CHAMBERLAIN		532			467	25		40
EDMONT	NELSONS OIL & GAS INC	858				858		
ELLSWORTH AIR FORCE	ALLIED PAINT & DCRING CO	1,048			1,048			
	ALLSTATE FLOORING CO INC	54			54			
	AQUATECH INC	30				30		
	BATEAST CONSTRUCTION COMPANY	6,571	6,571					
	BLACK HILLS REFUSE SERVICE INC	355			355			
	BLACK HILLS WRK SHP & TRNG CTR	217			217			
	BRINK CONSTRUCTION CO INC	373			373			
	DONOHUE & ASSOCIATES INC	107	107					
	DUBOIS & SONS MASONRY INC	661			661			
	DUNN & SONS MAINTENANCE CORP	1,208			1,208			
	EMERALD MAINTENANCE INC	253			253			
	GALAXY SERVICES INC	124			124			
	HONEYWELL INC	1,778	1,188		590			
	HORIZON CONSTRUCTION COMPANY	243	243					
	HOUSEKEEPING ASEPTIC MGT SVC	109			109			
	HOWARD NEEDLES TAMMEN BERONDF	120			120			
	INDUSTRIAL ELEC & SPLY	47			47			
	LEAR SIEGLER INC	166			166			
	LIFE ROOFING DIVISION	588			588			
	LIGHTOWLER JOHNSON ASSOCS	187	187					
	MAC CONSTRUCTION CO INC	782			782			
	MALCOLM C CARLSON	64			64			
	MONTANA DAKOTA UTILITIES	4,713			4,713			
	MOTOROLA INC	88			88			
	NORTHROP CORPORATION	348			348			
	NORTHWESTERN BELL TELE CO	207			207			

PRIME CONTRACT AWARDS BY STATE, CITY AND CONTRACTOR
FISCAL YEAR 1984 (OCT - SEP)
S DAKOTA

LOCATION NAME	CONTRACTOR NAME	DOD TOTAL	(DOLLARS IN THOUSANDS)				DLA	OCE	ODA
			ARMY	NAVY	AIR FORCE				
ELLSWORTH AIR FORCE	SORENSEN M J CO INC	27			27				
	UNITED STATES DEPT ENERGY	362			362				
	UNIVERSITY OF SOUTH DAKOTA	417			417				
	WINSON-FARICY ARCHITECTS INC	114	114						
TOTAL - ELLSWORTH AIR FORCE		21,336	8,390		12,915	30			
FAITH	M & D OIL INC	52				52			
FORT MEADE	NIKODYM OIL CO	50				50			
FORT THOMPSON	CARTER ELEVATOR COMPANY	125						125	
	PRAIRIE FIRE INC	30						30	
	TITZE ELECTRIC INC	69						69	
	TOTAL - FORT THOMPSON		224					224	
LAKE ANDES	CHARLES MIX COUNTY	33						33	
MCLAUGHLIN	FARMERS UNION COOP OIL CO	37				37			
MARTIN	BOBS OIL CO	79				79			
MISSION HILL	MG OIL INC	38						38	
	MOYLE PETROLEUM CO INC	119						119	
	TOTAL - MISSION HILL		157					157	
MITCHELL	DAKOTA MANUFACTURING CO	114	114						
MOBRIDGE	GODKIN RORY L	25						25	
MURDO	WEST CENTRAL ELECTRIC COOP INC	299			299				
NEWELL	BUTTE ELECTRIC COOPERATIVE INC	506			506				
PICKSTOWN	ALLEN H V CO	68						68	
	BRINK CONSTRUCTION CO INC	491						491	
	COMMERCIAL ASPHALT CO INC	582						582	
	FEDERAL BUILDERS INC	100						100	
	H & A WATER TANK SPECIALISTS	58						58	
	JERKE CONSTRUCTION CO	202						202	
	OMNI CONSTRUCTION CO INC	146						146	
	WEATHERTON CONTRACTING CO	334						334	
	ZIEGLER PAINT & SAND	30						30	
TOTAL - PICKSTOWN		1,811						1,811	
PIERRE	ASSOCIATE INDUS CONTR INC	33						33	
	B & B ELECTRIC INC	28						28	
	GENERAL ELECTRIC COMPANY	50						50	
	LEE ROOFING OF REDLANDS INC	217						217	

PRIME CONTRACT AWARDS BY STATE, CITY AND CONTRACTOR
FISCAL YEAR 1984 (OCT - SEP)
S DAKOTA

LOCATION NAME	CONTRACTOR NAME	DOD TOTAL	(DOLLARS IN THOUSANDS)					OCE	ODA
			ARMY	NAVY	AIR FORCE	DLA			
PIERRE	MORRIS IRRIGATION INC	57						57	
	OMIS INC	133						133	
	PMC CORPORATION	49						49	
	RAINBOW INC	59						59	
	SOUTH DAKOTA STATE	43						43	
	SOUTH DAKOTA STATE OF	174						174	
	TITZE ELECTRIC INC	99						99	
	WEATHERTON CONTRACTING CO	80						80	
TOTAL - PIERRE		1,022						1,022	
RAPID CITY	ACCURATUS CERAMICS	1,673			1,673				
	AMERICAN CONSTR & ENERGY	84			84				
	BANNER ASSOCIATES INC	32			32				
	BELL GARYARDT & ASSOCIATES	40			40				
	COLLINS SIDING COMPANY	129	129						
	ERIK SPORTS INC	243			243				
	EVCO NATIONAL	154			154				
	HACKETT H & SONS & KURTZ D	38	38						
	HILLS MATERIALS COMPANY	643			643				
	INDUSTRIAL ELEC & SPLY	99			99				
	KURTZ DEAN CONSTRUCTION	698			698				
	MC KAY MC CONNELL PARTNERSHI	28			28				
	METROPLEX INC CONST INC	181			181				
	PAAPE DISTRIBUTING CO INC	34			34				
	RAMSDELL DIRT MOVING CO	145			145				
	RAPID CITY CITY OF	31			31				
	STANLEY J JOHNSEN SONCRET	162			162				
	SUMMERS JON CO INC	309			309				
	SUMMERS M CO	75			75				
	TEMPERATURE TECHNOLOGY INC	44		44					
TESSIERS INC	549			549					
TSP WEST	39			39					
WYO-DAK PLUMBING & HEATING	68			68					
TOTAL - RAPID CITY		5,496	211		5,285				
SIOUX FALLS	BALDRIDGE & ASSOC	32	32						
	BUSINESS AVIATION INC	218					218		
	INTERNATIONAL BUSINESS MCHS	50			50				
	MORRELL JOHN & CO INC DEL	420					420		
	RAVEN INDUSTRIES INC	2,125	1,797		110				
TOTAL - SIOUX FALLS		2,845	1,829	218	160		638		
SIOUX FALLS	DE WILD GRANT RECKERT & ASSOC	160	160						
	FIEGEN CONSTRUCTION CO INC	246	246						
	HAUGAN GIL CONSTRUCTION CO	1,470	1,470						
	MVRL & ROYS PAVING INC	59	59						
TOTAL - SIOUX FALLS		1,935	1,935						

PRIME CONTRACT AWARDS BY STATE, CITY AND CONTRACTOR
 FISCAL YEAR 1984 (OCT - SEP)
 S DAKOTA

LOCATION NAME	CONTRACTOR NAME	DDC TOTAL	(DOLLARS IN THOUSANDS)						
			ARMY	NAVY	AIR FORCE	DLA	OCE	DOA	
SPENCER	SPENCER QUARRIES INC	158						158	
VERMILLION	HABERMAN'S CLEANING SVC	28						28	
	SIOUX TOOLS INC	193					193		
TOTAL - VERMILLION		221					193		28
WAGNER	YANKTON SIOUX INDUSTRIES INC	2,011					2,011		
WALL	DES OIL & PROPANE	85						85	
	WEST RIVER ELECTRIC ASSOCN INC	426				426			
TOTAL - WALL		511				426		85	
WATERTOWN	NUTTING COMPANY THE	216							
	TELELECT INC	682	682			216			
TOTAL - WATERTOWN		898	682			216			
WESSINGTON	FLANNERY OIL COMPANY INC	140							140
WESSINGTON SPRINGS	FLANNERY OIL COMPANY INC	247							247
WINNER	FARMERS COOPERATIVE OIL ASSN	153							153
YANKTON	BAUER ELECTRIC	50							50
	DALE ELECTRONICS INC	340			38			302	
	DESIGN CRAFTSMEN INC	98							98
	FEIMER CONSTRUCTION	53							53
	GUARANTEE ROOFING CO	156							156
	SMALLS FABRICATED STEEL	84							84
	YANKTON COUNTY	38							38
TOTAL - YANKTON		819			38			302	479
TOTAL - S DAKOTA		46,604	13,161	299	20,382	8,914		3,848	

PRIME CONTRACT AWARDS BY STATE, CITY AND CONTRACTOR
FISCAL YEAR 1984 (OCT - SEP)
TENNESSEE

LOCATION NAME	CONTRACTOR NAME	DOD TOTAL	(DOLLARS IN THOUSANDS)					
			ARMY	NAVY	AIR FORCE	DLA	OCE	ODA
ALCOA	CHEROKEE AVIATION CORPORATION	549				549		
	WILLIAMS & WILLIAMS GEN CONTR	293	293					
TOTAL - ALCOA		842	293				549	
ANTIOCH	TRACOR INC	672			672			
ARNOLD AIR FORCE STA	BROWN BOVERI CORP	122			122			
	CALSPAN CORPORATION	42,017			42,017			
	CARRIER CORPORATION	97			97			
	CENTENNIAL SYSTEMS INC	52			52			
	DUBIE-CLARK CO	42			42			
	HARTEC ENTERPRISES INC	27			27			
	HIGHLAND RIM CONSTRUCTORS INC	219			219			
	J B E C INC	458			458			
	JONES-ROBERTSON INC	80			80			
	LANG ENGINEERING	186			186			
	M & D MECHANICAL CONTRACTORS	500	500					
	MID SOUTH MAINTENANCE	180			180			
	ORCHARD FENCE CO	192			192			
	PAN AM WORLD SERVICES INC	74,626			74,626			
	RAY REFRIGERATION INC	102			102			
	REED WILEY	144			144			
	RIDDLE TRUCKING CO	139			139			
	S & W CONTRACTING COMPANY INC	207			207			
	SCIENCE APPLCTN ITL CORP	83			83			
	STEWART ELECTRIC COMPANY INC	42			42			
	SULZER BROS INC	321			321			
	SVERDRUP TECHNOLOGY INC	48,351			48,351			
	T & W PLUMBING AND HEATING CO	274			274			
	TENNESSEE VALLEY AUTHORITY	18,484			18,484			
	THOMASIOS PAINTING CO INC	408			408			
	THOMAS BILLY G	352			352			
	UNICON CORPORATION	79			79			
	VEGA CORPORATION OF TENNESSEE	447			447			
	VOLUNTEER FLOOR & RFG CO	108			108			
	WEBB MECHANICAL ENTERPRISES	1,042	1,042					
	WYATT R L CONSTR CO	112			112			
TOTAL - ARNOLD AIR FORCE STA		189,493	1,542		187,951			
ASHLAND CITY	FEDERAL PRISON INDUSTRIES INC	32						32
	FELTS CHARLES D	59						59
TOTAL - ASHLAND CITY		91						91
ATHENS	ACE ELECTRIC SUPPLY CO	26						26
	FRANKENBUSH OTTO INC	42						42
	REVERE ELECTRIC SUPPLY CO	55						55
TOTAL - ATHENS		123						123

PRIME CONTRACT AWARDS BY STATE, CITY AND CONTRACTOR
FISCAL YEAR 1984 (OCT - SEP)
TENNESSEE

LOCATION NAME	CONTRACTOR NAME	DOD TOTAL	(DOLLARS IN THOUSANDS)					ODA
			ARMY	NAVY	AIR FORCE	DLA	OCE	
ATWOOD	S & S GARMENT MFG CO	2,865				2,865		
BALD POINT	INFORMATION SPECTRUM INC	39			39			
	RAYTHEON DATA SYS	27			27			
	VEDA INCORPORATED	196			196			
	XEROX CORPORATION	55			55			
TOTAL - BALD POINT		317			317			
BARRONS CORNER	MACILROY AND PARRIS, ARCHITEC	72		72				
BAXTER	ATKINS CONSTRUCTION CO	115					115	
	INTERNATIONAL WATER CORP	806					806	
TOTAL - BAXTER		921					921	
BELLS	CONTROL DATA CORPORATION	71				71		
	UNITED FOODS INC-WINTERGARDE	1,880				1,880		
TOTAL - BELLS		1,951				1,951		
BRADFORD	LOWERY PLUMBING & SUPPLY	169	169					
BRISTOL	BECTON DICKINSON & COMPANY	147				147		
	BEECHAM INC	32	32					
	RAYTHEON COMPANY	13,528	6,374		36	7,073	45	
	SPERRY CORPORATION	681			64	617		
	TENNESSEE INVSTMT CASTS CO INC	43			43			
TOTAL - BRISTOL		14,431	6,406	143	7,690	192		
BROWNSVILLE	TEKNOR APEX COMPANY	302				302		
BYRDSTOWN	DA-LO INDUSTRIES INC	71		71				
CATES	APAC TENNESSEE INC	90					90	
	WRIGHT MATS INC	68					68	
TOTAL - CATES		156					156	
CELINA	PARROTT PAVING INC	58					58	
	RE GADDIE INC	113					113	
	TENNESSEE MILLS	860				860		
TOTAL - CELINA		1,031				860	171	
CHABLE	DRIVER CONTRACTORS INC	209		209				
CHATTANOOGA	AIKEN ADVANCED SYSTEMS	41				41		
	AMERICAN AUTOMOTIVE MACHINRY	123	123					
	BUNGE CORPORATION	115					115	
	CAMPBELL A G & CO INC	83		83				
	CHATTANOOGA CORPORATION	30				30		
	COMBUSTION ENGINEERING INC	1,226		103			1,123	

PRIME CONTRACT AWARDS BY STATE, CITY AND CONTRACTOR
FISCAL YEAR 1984 (OCT - SEP)
TENNESSEE

LOCATION NAME	CONTRACTOR NAME	DOD TOTAL	(DOLLARS IN THOUSANDS)					OCE	ODA
			ARMY	NAVY	AIR FORCE	DLA			
MILLINGTON	ABM SERVICE CO	80		80					
	ADCOX CORPORATION	64		64					
	AMERICAN HOSPITAL SUPPLY CORP	35		35					
	CUBIC CORPORATION	55		55					
	LANIER BUSINESS PRODUCTS INC	71		71					
	RAYTHEON DATA SYSTEMS	35		35					
	RCA CORPORATION	900		900					
	STERLING MEDICAL ASSOCIATES	233		233					
	THORN HOWE STRTN & STRNG INC	28		28					
	UNIVERISTY OF SOUTHERN NC	127		127					
	WANG LABORATORIES INC	83		83					
	XEROX CORPORATION	126		126					
TOTAL - MILLINGTON		1,837		1,837					
MURFREESBORO	TAMCO CO TECH ASSIST CO DIV	36					36		
OAK RIDGE	ATOM SCIENCES INC	150			150				
ONEIDA	CAMEL MANUFACTURING COMPANY	4,528					4,528		
COLTEWAH	HARRIS TUBE PULLING & MFG INC	383			383				
PARIS	SULLCRAFT INDUSTRIES CORP	466					466		
PARSONS	FOSTER RFRGTR CORP	193					193		
	KOLPAK INDUSTRIES INC	57					57		
TOTAL - PARSONS		250					250		
RUTLEDGE	DANIELS C R INC	97					97		
SEVIERVILLE	ELECTRO-VOICE INCORPORATED DEL	80					80		
SMITHVILLE	FELTS CHARLES D	44						44	
SMYRNA	C M C INC	34					34		
	DUNCAN P H INTERNATIONAL	37					37		
	MICRODOT MFG INC	180		116			64		
TOTAL - SMYRNA		251		116			135		
TULLAHOMA	ELK RIVER PUBLIC UTIL	625			625				
	MICRO CRAFT INC	152		152					
	PNEUMO CORPORATION	360		360					
	SEBO KNITWEAR INC	2,175					2,175		
	SVERDRUP TECHNOLOGY INC	398		398					
	TENNESSEE APPAREL CORP	3,126					3,126		
TOTAL - TULLAHOMA		6,836		910		625	5,301		
UNION CITY	VALLEYDALE PACKERS INC	349					349		

PRIME CONTRACT AWARDS BY STATE, CITY AND CONTRACTOR
FISCAL YEAR 1984 (OCT - SEP)
TENNESSEE

LOCATION NAME	CONTRACTOR NAME	DDC TOTAL	(DOLLARS IN THOUSANDS)					
			ARMY	NAVY	AIR FORCE	DLA	OCE	ODA
WILSON STATION	ADA-MATIC ENG CORP	95		95				
WINCHESTER	WILTON CORPORATION COLORADO	58	58					
WOODSTOCK	DU PONT DE NEMOURS CO	96				96		
WOOLDRIDGE	Q E D SYSTEMS INC	561		561				
CELINA	HOPKINS JAMES RUSSELL	78						78
CHATTANOOGA	CHATTANOOGA CORPORATION	34		34				
	COMBUSTION ENGINEERING INC	45				45		
	TIOGA PIPE SUPPLY COMPANY INC	112		112				
TOTAL - CHATTANOOGA		191		146		45		
COOKEVILLE	GIL NC	72		72				
COVINGTON	TURNER DAIRIES INC	32		32				
CROSSVILLE	MURDOCK ENTERPRISES INC	59				59		
ESTILL SPRINGS	UNIVERSAL MACHINING CO INC	502		502				
KNOXVILLE	ALPHA INDUSTRIES INC	447				447		
	COMPUTATIONAL MECHNCS CONS	34		34				
	KNOXVILLE GLOVE CO	1,416				1,416		
	ROHM AND HAAS COMPANY	129				129		
TOTAL - KNOXVILLE		2,026		34		1,992		
LA FOLLETTE	ABBOTTS HABIT	33				33		
LENOIR CITY	GREENBRIER INDUSTRIES INC	119				119		
LEWISBURG	TELEDYNE INC	88				88		
MEMPHIS	AMERICAN BATTERY ACID CORP	80-				80-		
	BURGIE INDUSTRIES INC	54				54		
	FEDERAL PRISON INDUSTRIES INC	113				113		
	GENERAL ELECTRIC COMPANY	94		94				
	MORRELL JOHN & CO INC DEL	38		38				
	PLOUGH INC	30				30		
	SPEER PRODUCTS INC	55				55		
	TENNESSEE STATE OF	9,448		9,448				
	UNIVERSITY OF TENNESSEE	139		139				
TOTAL - MEMPHIS		9,889		9,717		172		
MILAN	GRAYBAR ELECTRIC COMPANY INC	160				160		
	ITT CORPORATION	54				54		
TOTAL - MILAN		214				214		

PRIME CONTRACT AWARDS BY STATE, CITY AND CONTRACTOR
 FISCAL YEAR 1984 (OCT - SEP)
 TENNESSEE

LOCATION NAME	CONTRACTOR NAME	DOD TOTAL	(DOLLARS IN THOUSANDS)					OCE	ODA
			ARMY	NAVY	AIR FORCE	DLA			
SMYRNA	C M C INC	28				28			
	CAPITOL AIR INC	132			132				
	DUNCAN P H INTERNATIONAL	50				50			
	MICRODOT MANUFACTURING INC	38		38					
	MICRODOT MFG INC	367		31		336			
	NORTHWEST INDUSTRIES INC	32		32					
TOTAL - SMYRNA		647		101	132	414			
SOUTH FULTON	MARTIN MACHINE WORKS INC	109-	109-						
SPARTA	GENERAL ELECTRIC COMPANY	35				35			
SPRINGFIELD	UNARCO INDUSTRIES INC	229		229					
TENNEMO	MC ALISTER CONSTRUCTION CO	140					140		
TIPTONVILLE	WRIGHTS MATS INC	1,565					1,565		
TOONE	KILOORE CORPORATION	5,153	5,086	67					
TULLAHOMA	BIRK B W PLUMBING HEATING & CHILDERS & EZELL CONSTRUCTION	67	67						
	COOPER CARRY & ASSOCIATES INC	1,370	1,370						
	DANIEL MANN JOHNSON MENDENHLL	396	396						
	ELK RIVER PUBLIC UTIL	2,364			2,364				
	H S Q TECHNOLOGY INC	1,118	1,118						
	HEWITT INC	224		224					
	KEUFFEL & ESSER COMPANY OF NJ	77		77					
	MICRO CRAFT INC	177			177				
	MORRISON KNUDSEN CO INC	40,962	40,962						
	SCHMIEDE MACHINE & TOOL CORP	414	63	30	223	98			
	SEBO KNITWEAR INC	1,024				1,024			
	SVERDRUP TECHNOLOGY INC	299		44	206				
	TENNESSEE APPAREL CORP	8,917				8,917			
	UNIVERSITY OF TENNESSEE	298	111	150			37		
	WILD HEERBRUGG INSTRUMENTS INC	26		26					
TOTAL - TULLAHOMA		58,030	44,384	551	2,970	10,039	37		
TURLEY	NATIONAL ENERGY RESOURCES INC	474				474			
UNION CITY	G & C MACHINES	34-	34-						
	GOODYEAR TIRE & RUBBER CO	32	32						
	STONDALE INDUSTRIES INC	153				153			
	VALLEYDALE PACKERS INC	18,909				18,909			
TOTAL - UNION CITY		19,060	2-			19,062			
VOLUNTEER ARMY AMMUN	ICI AMERICAS INC	279	279						

PRIME CONTRACT AWARDS BY STATE, CITY AND CONTRACTOR
FISCAL YEAR 1984 (OCT - SEP)
TENNESSEE

LOCATION NAME	CONTRACTOR NAME	DOD TOTAL	(DOLLARS IN THOUSANDS)					
			ARMY	NAVY	AIR FORCE	DLA	OCE	ODA
ONEIDA	ABBOTTS HABIT	164				164		
	CAMEL MANUFACTURING COMPANY	3,510				3,510		
	G & G COAL & ENERGY CO	895						895
TOTAL - ONEIDA		4,569				3,674		895
PARIS	MIDLAND-ROSS CORP	48				48		
	MIDLAND-ROSS CORPORATION	151	151					
TOTAL - PARIS		197	151			48		
PARSONS	FOSTER RFRGTR CORP	100				100		
	KOLPAK INDUSTRIES INC	304				304		
TOTAL - PARSONS		404				404		
PORTLAND	REVERE ELECTRIC SUPPLY CO	80				80		
ROCKWOOD	CHASE INSTRUMENTS CORP	60				60		
ROOSEVELT	ROEGELEIN COMPANY THE	74				74		
RUTLEDGE	DANIELS C R INC	4,084	3,644		118	324		
	DOVER ELEVATOR COMPANY	178				178		
	FOSTER L B CO	48				48		
TOTAL - RUTLEDGE		4,308	3,644		118	548		
SEVIERVILLE	ELECTRO-VOICE INCORPORATED DEL	124	298-			422		
	ELEDGE J S OIL COMPANY INC	122				122		
	KALSCO PRODUCTS	175				175		
TOTAL - SEVIERVILLE		421	298-			719		
SHARDN	B & R MACHINE & GEAR CORP	354	250			104		
SHELBYVILLE	TILLMAN CONSTRUCTION CO INC	78	78					
SLIDE	SELMA APPAREL CORPORTION	896				896		
SMARTT	DON G JENNESS CO INC	53			53			
SMITHVILLE	DE KALB COUNTY COURTHOUSE	40						40
SMYRNA	C M C INC	69				69		
	CAPITOL AIR INC	33-			33-			
	MICRODOT MFG INC	72				72		
TOTAL - SMYRNA		108			33-	141		
SMYRNA	CAPITOL AIR INC	4,089			4,089			
	JAK PRODUCTS	26				26		
TOTAL - SMYRNA		4,115			4,089	26		

PRIME CONTRACT AWARDS BY STATE, CITY AND CONTRACTOR
FISCAL YEAR 1984 (OCT - SEP)
TENNESSEE

LOCATION NAME	CONTRACTOR NAME	DOD TOTAL	(DOLLARS IN THOUSANDS)					OCE	ODA
			ARMY	NAVY	AIR FORCE	DLA			
NASHVILLE	I T T CORPORATION	41						41	
	INTERNATIONAL BUSINESS MCHS	46	46						
	ITT COURIER TERMINAL SYS INC	188			188				
	JONES A CO INC	170						170	
	LOVETT R MEATS INC	72					72		
	MASONRY EQUIPMENT COMPANY	183					183		
	MEHARRY MEDICAL COLLEGE	81	81						
	MID-SOUTH CARETAKER OF TN	129							129
	MOTOROLA CMNCTNS/ELCTRNC	27							27
	MUSIC CITY EXECUTIVE AVIATION	245					245		
	POLAR REFRI SVCS INC	783					783		
	RAGAN-SMTH-MRPHY & ASSOC INC	143							143
	RESTROOM FACILITIES CORP	98							98
	RGIS INVENTORY SPECIALISTS	54	54						
	ROSE MIKE FOODS INC	179					179		
	S & W ENTERPRISE INC	29	29						
	SESSIONS PAVING CO	90							90
	SHANKLE J H CO INC	1,871	1,871						
	SHELBY WILLIAMS INDUSTRIES	26			26				
	STALLWORTH LUMBER COMPANY	34					34		
	TEMTEX PRODUCTS INC	8,180	8,180						
	TENNESSEE ELECTRIC MOTOR CO	50							50
	TENNESSEE MAT CO INC	59	59						
	TENNESSEE STATE UNIVERSITY	44			44				
	THOMASSON I C ASSOCIATES INC	112			112				
	UNITED METHODIST PUBLISHG	52				52			
	UNITED STATES GEOLOGICAL SURVE	56							56
	VANDERBILT UNIVERSITY	178			178				
	VANDERBILT UNIVERSITY THE	2,170	891	428	571			28	252
	W J LEWIS WELDING CO	39	39						
WAN LEE AND ASSOCIATES INC	55	55							
TOTAL - NASHVILLE		18,909	12,573	1,388	1,508	1,625	1,588	252	
NASHVILLE-DAVIDSON	METALMART INC	33					33		
	METROPOLITAN GT NSH DV CT TN	46						46	
	RAGAN-SMTH-MRPHY & ASSOC INC	150						150	
TOTAL - NASHVILLE-DAVIDSON		229					33	196	
OAKKNOB	ANDERSON D B INC	220					220		
OAK RIDGE	ATOM SCIENCES INC	248				248			
	DEB DISTRIBUTORS INC	28						28	
	E C CORPORATION THE	73	73						
	ORTEC INCORPORATED	209	32			139			38
	TENNELEC INC	65	29			36			
TOTAL - OAK RIDGE		979	134	356	423		28	38	

PRIME CONTRACT AWARDS BY STATE, CITY AND CONTRACTOR
 FISCAL YEAR 1984 (OCT - SEP)
 TENNESSEE

LOCATION NAME	CONTRACTOR NAME	DOD TOTAL	(DOLLARS IN THOUSANDS)					OCE	ODA
			ARMY	NAVY	AIR FCRCE	DLA			
MILLINGTON	SOUTHERN PAVING CORPORATION	47		47					
	TRIAx COMPANY THE	638		638					
	WEBB ELEC CO FLA	997		997					
	WISEMAN BLAND FOSTER & O BRIEN	40		40					
	TOTAL - MILLINGTON	13,988		13,680				308	
MORRISTOWN	FORENTA INCORPORATED	191		191					
	SHELBY WILLIAMS INDUSTRIES	26			26				
	SHELBY WILLIAMS INDUSTRIES INC	126	77		49				
	VOLUNTEER BLIND INDUSTRIES INC	1,096		29		1,067			
	TOTAL - MORRISTOWN	1,439	77	220	75	1,067			
MOSS	GREEN FOREST WOOD PRODUCTS CO	791				791			
MURFREESBORO	BARTON ATC INC	267			267				
	HUDDLESTON OIL CO	74				74			
	LEWIS BROTHERS BAKERIES INC TN	25	25						
	STANDEX INTERNATIONAL CORP	27				27			
	TOTAL - MURFREESBORO	393	25		267	101			
NASHVILLE	A M I METALS INC	366		366					
	ADEPT ENGINEERS INC	30					30		
	ALEXANDER & SHANKLE INC	80	80						
	ALLEN & HOSHALL INC	163	163						
	ALLEN H V CO	145					145		
	ANDERSON L C CONTRACTOR	194	194						
	ANDERSON-DELK & ASSOCIATES	30					30		
	ARCON CORPORATION	26			26				
	ARMSTRONG RUBBER COMPANY THE	398	398						
	AVCO CORPORATION	268			268				
	BARCON INC	75					75		
	BEST LCKNG SYS BHAM	29	29						
	CAN DO INC	193			193				
	CARE LINE INC	84				84			
	COLEMILL ENTERPRISES INC	85	85						
	CUMMINS EAST CENTRAL INC	75					75		
	DALES	45				45			
	DATAPPOINT CORPORATION	117						117	
	DAVIS, ERNEST & ASSOCS INC	30						30	
	DIGITAL EQUIPMENT CORP	388			388				
	EBM INC	33			33				
	GRESHAM SMITH AND PARTNERS	172	172						
	HALLMARK INNS OF AMERICA	52	52						
	HANDAR	95						95	
	HANDAR OF SUNNYVALE	25						25	
	HARDAWAY CONSTRUCTION CO	100						100	
	HARRIS CORPORATION	34						34	
HART-FREELAND-ROBERTS INC	95	95							

PRIME CONTRACT AWARDS BY STATE, CITY AND CONTRACTOR
FISCAL YEAR 1984 (OCT - SEP)
TENNESSEE

LOCATION NAME	CONTRACTOR NAME	DOD TOTAL	ARMY	(DOLLARS IN THOUSANDS)				
				NAVY	AIR FORCE	DLA	OCE	ODA
MILAN	AR BEE CORP	31	31					
	CARSON CONSTRUCTION CO INC	830	830					
	MARTIN MARIETTA ALUMINUM INC	5,435	5,435					
	MILAN BOX CORPORATION	481	481					
	UNITED AMMNTN CONTRNS INC	437	437					
TOTAL - MILAN		7,270	7,224			46		
MILAN ARMY AMMUNITIO	BARGER CONSTRUCTION CO	516	516					
	BIRK B W PLUMBING HEATING & CHEMICAL WASTE MGMT INC.	67	67					
	JONES A CO INC	268					268	
	MARTIN MARIETTA ALUMINUM INC	277	277					
	PHELAN COMPANY INC	79,109	79,109					
TOTAL - MILAN ARMY AMMUNITIO		500	500					
		80,737	80,469				268	
MILLINGTON	ALLEN & HOSHALL INC	154			154			
	ALLEN H V CO	78			78			
	ASKEW LEE III ARCHITECTS INC	111			111			
	BEARDEN CONTRACTING CORP	90			90			
	CITY ROOFING CO INC	37			37			
	COX & ASSOCIATES ARCHITECTS	30			30			
	CRAWFORD BENNY CONSTRUCTION	308						308
	DALCO INDUSTRIES INC	205			205			
	DICK A B CO	30			30			
	DIGITAL EQUIPMENT CORPORATION	98			98			
	DIXIELAND CONTRACTORS INC	26			26			
	EASTMAN KODAK	67			67			
	ELLERS OAKLEY CHESTER & RIKE	66			66			
	ENERGY SOLUTIONS INC	139			139			
	ENSAFE	35			35			
	FOREMOST DAIRIES INC	33			33			
	HAINES ELECTRIC CO INC	63			63			
	HARROVER ROY P & ASSOCIATES	761			761			
	HECHT CONSTRUCTION COMPANY INC	365			365			
	HNEDEK, BOBO, GOOCH & ASSOCIA	73			73			
	INDUSTRIAL MAINTENANCE SVS	4,201			4,201			
	INTERNATIONAL BUSINESS MCHS	38			38			
	JAMESON & GIBSON CNSTRCTN	3,703			3,703			
	JONES WALK & FRANCIS MAH INC	209			209			
	JONES, CLAIR & ASSOCIATES/ELL	27			27			
	LARGENT CONTRACTING INC	28			28			
	MACLIN JACK JANITORIAL SERVICE	104			104			
	MAHAN AND SHAPPLEY ARCHITECTS	290			290			
	MID-CONTINENTAL RSTRTN CO INC	50			50			
	PER CONTRACT INC	90			90			
	QUALITY SERVICES OF NC INC	75			75			
	RCA CORPORATION	300			300			
	SCOTT CONTRACTORS INC	362			362			

PRIME CONTRACT AWARDS BY STATE, CITY AND CONTRACTOR
FISCAL YEAR 1964 (OCT - SEP)
TENNESSEE

LOCATION NAME	CONTRACTOR NAME	DOD TOTAL	(DOLLARS IN THOUSANDS)					OCE	ODA
			ARMY	NAVY	AIR FORCE	DLA			
MEMPHIS	INTERNATIONAL RSCH & DEVELOPME	100						100	
	L T S TRANSPORTATION INC	46						46	
	LANIER BUSINESS PRODUCTS INC	73						73	
	LUHR BROS INC	103						103	
	MAPCO INC	3,411					3,180	251	
	MC ALISTER CONSTRUCTION CO	2,805						2,805	
	MEMPHIS GROUP INC THE	98				98			
	MEMPHIS LIGHT GAS & WATER DIV	1,219					1,219		
	MEMPHIS STATE UNIVERSITY	60				60			
	MID SOUTH FENCE CO INC	44							44
	MILLS A P INDUSTRIES FOR THE B	61						61	
	MORRELL JOHN & CO INC DEL	27						27	
	MVP CO	224							224
	N I A	57						57	
	NATIONAL INDUSTRIAL & EPOXY CO	40						40	
	NORFOLK SHIPBUILDING DRYDOCK	1,352							1,352
	ORION CHEMICAL	176						176	
	OWENS-ILLINOIS INC	105						105	
	PERCOR INC	31	31						
	PHIPPS PRODUCTS CORP	724					724		
	PONTCHARTRAIN MATERIALS CORP	435							435
	POWER EQUIPMENT CO OF MEMPHIS	35						35	
	PROFESSIONAL SPECIALTIES CO	115						115	
	ROCKWELL INTERNATIONAL CORP	497	312			185			
	RUTLEDGE & ASSOCIATES INC	37							37
	SAND DOLLAR MARINE INC	36							36
	SAYER BARGE RENTAL	83							83
	SHOAF MARINE	225							225
	SPEER PRODUCTS INC	129						129	
	STAR TECHNOLOGY INC	370						370	
	T C C INC	1,017				1,017			
	TENNANT COMPANY	94						94	
	TRI-STATE MACK DISTRB INC	78							78
	UNICOR METAL DIVISION	102			102				
	UNION OIL COMPANY OF CAL	37						37	
	UNIVERSAL FUEL INC	184						184	
	UNIVERSITY OF TENNESSEE	282	204			78			
	VICKSBURG FLEETING INC	323							323
	WALK JONES FRANCIS MAH INC	31	31						
	WANG LABORATORIES INC	43			43				
	WILLIAMS-MC WILLIAMS CO INC	110							110
	WURZBURG BROS INC	25						25	
	XEROX CORPORATION	42							42
TOTAL - MEMPHIS		37,656	5,331	1,515	1,669	16,323	10,818		
MENGELWOOD	CRAWFORD CONSTRUCTION CO	720							720
MILAN	ACCO BABCOCK INC	46				46			

PRIME CONTRACT AWARDS BY STATE, CITY AND CONTRACTOR
FISCAL YEAR 1984 (OCT - SEP)
TENNESSEE

LOCATION NAME	CONTRACTOR NAME	DOD TOTAL	(DOLLARS IN THOUSANDS)						
			ARMY	NAVY	AIR FORCE	DLA	OCE	ODA	
MEMPHIS	B W B ASSOCIATES INC	137	137						
	BEAN DREDGING CORPORATION	2,950						2,950	
	BENCHMARK HOTELS INCORPORATED	75	75						
	BOUCHER C R CONST CO INC	152	152						
	BOWEN FLYING SERVICE	81							81
	BRICKS INC	679	679						
	BURNETT T R PAINTING & RMDLG	380					380		
	BURROUGHS CORPORATION	28			28				
	C & D HARBOR SERVICE HICKMAN	35							35
	C P I CONCRETE PDTS INC	84			84				
	CAMPBELL E C INC	91					91		
	CARRIER CORPORATION	35			35				
	CARUTHERSVILLE MARINE SERVICE	253							253
	CHANNEL FUELING SERVICE INC	112							112
	CLAYTON CONSTRUCTION CO	145					145		
	CO-BEN ELECTRIC CO	36					36		
	CONCO MIDWEST INC OF ARKANS	38		38					
	CONTINENTAL ENGINEERING INC	88							88
	CUMMINS MID-SOUTH INC	94			94				
	DELTA REFINING CO	6,735					6,735		
	DICTAPHONE CORPORATION	90					90		
	DIGITAL EQUIPMENT CORPORATION	45							45
	ELLERS OAKLEY CHESTER & RIKE	87		87					
	ENGINEERED HANDLING SYSTEMS	167					167		
	ENVIRONMENTAL & SAFETY DESIGN	125		125					
	ERCON INC	358							358
	EXXON CO USA	917						917	
	FEDERAL EXPRESS CORPORATION	30		30					
	FEDERAL PRISON INDUSTRIES INC	4,588		2,966				1,622	
	FLOATS & FUEL CELLS INC	52					52		
	FORCOM INC	206						206	
	GENERAL ELECTRIC COMPANY	138						138	
	GENERAL FOODS CORPORATION	778			778				
	GENERAL MILLS INC	120			120				
	GREENVILLE EQUIPMENT INC	28							28
	GREENVILLE EQUIPMENT INC	86							86
	GREENVILLE EQUIPMENT INC	107							107
	GREGORY-GRACE & ASSOCIATES INC	51			51				
	GROHNE CO INC	39			39				
	HALIFAX ENGINEERING INC	43							43
	HEIRIGS JOHN J CONSTR CO	42		42					
	HESSLING E CONSTRCTN CO INC	113							113
	HESTER CHESS TRUCKING	89					89		
	HEWLETT PACKARD COMPANY	40							40
	HOLIDAY INN MIDTOWN	83		83					
	HONEYWELL INC	130			98		32		
	HUGHES MECHANICAL CONTRACTORS	207		207					
	IBM INTERNATIONAL BUSINESS	112							112

PRIME CONTRACT AWARDS BY STATE, CITY AND CONTRACTOR
FISCAL YEAR 1964 (OCT - SEP)
TENNESSEE

LOCATION NAME	CONTRACTOR NAME	DOD TOTAL	(DOLLARS IN THOUSANDS)					OCE	ODA
			ARMY	NAVY	AIR FORCE	DLA			
LA FOLLETTE	CAMEL MANUFACTURING COMPANY	1,228					1,228		
	HAMBLIN HENRY CO INC	1,309					1,309		
TOTAL - LA FOLLETTE		2,537					2,537		
LANCASTER	ATKINS CONSTRUCTION CO	75						75	
	FELTS CHARLES D	54						54	
	J & S CONSTRUCTION COMPANY INC	40						40	
	RESTROOM FACILITIES CORP	84						84	
TOTAL - LANCASTER		253						253	
LA VERGNE	BETTER WATER INC	45	45						
	HENNESSEY INDUSTRIES	25	25						
TOTAL - LA VERGNE		70	70						
LAVERGNE	TELEDYNE INDUSTRIES INC	56	56						
LEBANON	TENNESSEE APPAREL CORP	27					27		
	TENNESSEE WOOLEN MILLS INC	3,807					3,807		
	TRW INC	84					84		
	WILSON COUNTY OF	28						28	
TOTAL - LEBANON		3,946					3,918	28	
LENOIR CITY	FISCHER CARL INC	62					62		
	GREENBRIER INDUSTRIES INC	3,551					3,551		
TOTAL - LENOIR CITY		3,613					3,613		
LEWISBURG	TELEDYNE INC	771			52	103	82	534	
LEXINGTON	COLUMBUS MC KINNON CORP	344	226				118		
MCMINNVILLE	BOYD NURSERY COMPANY	46						46	
	CARRIER INTERNATIONAL CORP	32			32				
	HALE JEWELL M INC	55				55			
	JENNESS DON G CO	179	105				74		
TOTAL - MCMINNVILLE		312	105		32	55	74	46	
MARTIN	ANALYTIC DECISIONS INC	210					210		
	MARTIN MANUFACTURING CO INC	120					120		
TOTAL - MARTIN		330					330		
MEMORIAL	MORRELL JOHN & CO INC DEL	38			38				
MEMPHIS	ACOUSTICS AND SPECIALTIES INC	41					41		
	ALLEN & HOSHAL INC	194	194						
	AMERICAN BATTERY ACID CORP	1,108					1,108		
	AQUA GLASS CORPORATION	43			43				
	ARMOUR & CO	89				89			
	AVIONICS SPECIALIST INC	58				58			

PRIME CONTRACT AWARDS BY STATE, CITY AND CONTRACTOR
FISCAL YEAR 1984 (OCT - SEP)
TENNESSEE

LOCATION NAME	CONTRACTOR NAME	DOD TOTAL	(DOLLARS IN THOUSANDS)						
			ARMY	NAVY	AIR FORCE	DLA	OCE	ODA	
KINGSPORT	CENTEX CONSTRUCTION COMPANY	384-	384-						
	HOLSTON DEFENSE CORPORATION	46,079	46,079						
	LUTZ DAILY & BRAIN	347	347						
	NASHUA CORPORATION	29				29			
	NATIONAL GEOTHERMAL	198	198						
TOTAL - KINGSPORT		46,269	46,240			29			
KINGSTON	CAMEL MANUFACTURING COMPANY	7,513					7,513		
KNOXVILLE	ALLEN & HOSHAL INC	69	69						
	ALPHA INDUSTRIES INC	9,610					9,610		
	AMERICAN MECH CONTR ENGR	119	119						
	AREA INDUSTRIES INC	795	795						
	BARBER & MC MURRY INC	34	34						
	BARGE WAGG SUM & CAN INC	106	106						
	CAMEL MANUFACTURING COMPANY	268					268		
	COLBAR INC	119			119				
	COMPUTATIONAL MECHNCS CONS	150	100		50				
	DEMPSTER SYSTEMS INC	125	125						
	DOANE L C COMPANY THE INC	349						349	
	ENVIRONMENTAL & SAFETY DESIGN	164			164				
	FUTURE TECH CONSULTANTS	131	104						27
	GOODSON, JF	65	65						
	KNOXVILLE GLOVE CO	184						184	
	KNOXVILLE JANITORIAL SERVICES	58	58						
	LONG LAND CORPORATION	234	234						
	N A P CONSUMR ELECTRS CORP	430	430						
	NAP CONSUMER ELEC CORP	207	207						
	OWNBEY JOHN COMPANY INC	4,815						4,815	
	REYNOLDS CONSTRUCTION CO INC	49	49						
	ROBERTSHAW CONTROLS COMPANY	268						268	
	ROHM & HAAS DELAWARE VALLEY	588						588	
	ROHM AND HAAS COMPANY	353						353	
	SHANKLE J H CO INC	2,820	2,820						
	SMITH DENNIS L INC	26	26						
	SOUTH CENTRAL BELL TELE CO	30	30						
	STUDER REVOK AMERICA INC	74	74						
	TECHNOLOGY FOR ENERGY CORP	43			43				
	TECHNOLOGY INCORPORATED	96	96						
TENNESSEE APPAREL CORP	81						81		
UNION CARBIDE CORPORATION	95				95				
UNIVERSITY OF TENNESSEE	53	53							
UNIVERSITY OF TENNESSEE	28	28							
UNIVERSITY OF TENNESSEE	360	54		156	150				
TOTAL - KNOXVILLE		23,036	5,676	532	245	16,556	27		
LAFAYETTE	ABBOTTS HABIT	26					26		

PRIME CONTRACT AWARDS BY STATE, CITY AND CONTRACTOR
FISCAL YEAR 1984 (OCT - SEP)
TENNESSEE

LOCATION NAME	CONTRACTOR NAME	DOD TOTAL	(DOLLARS IN THOUSANDS)					OCE	ODA
			ARMY	NAVY	AIR FORCE	DLA			
HENDERSONVILLE	MID-SOUTH CARETAKER OF TN	186						186	
	RESTROOM FACILITIES CORP	104						104	
	UNIVERSAL BUILDERS INC	320						320	
	TOTAL - HENDERSONVILLE	3,833						3,833	
HOLLOW SPRINGS	TENNESSEE VALLEY AUTHORITY	80						80	
HOLSTON ARMY AMMUNIT	BOOKER ASSOCIATES INC	85	85						
	CICCONE V J & ASSOCIATES	28	28						
	DAY & ZIMMERMAN INC	91	91						
	HOLSTON DEFENSE CORPORATION	48,647	48,647						
	MOODY SPRINKLER COMPANY INC	99	99						
TOTAL - HOLSTON ARMY AMMUNIT	48,950	48,950							
HUNTSVILLE	ELDER HOSIERY MILLS INC	159					159		
	TENNIER INDUSTRIES INC	2,101					2,101		
	TOTAL - HUNTSVILLE	2,260					2,260		
HUNTSVILLE	TENNIER INDUSTRIES INC	27,650					27,650		
IDAVILLE	TELEX CORPORATION THE	2,055		2,055					
JACKSBORO	CAMEL MANUFACTURING COMPANY	18,774					18,774		
JACKSON	BENDIX CORPORATION THE	40					40		
	BRYAN ELECTRIC CO	28			28				
	CARSON-NEWMAN COLLEGE	40	40						
	MURDOCK ENTERPRISES INC	53					53		
	TOTAL - JACKSON	161	40		28			93	
JAMESTOWN	VALLEY CONSTRUCTION CO INC	3,070						3,070	
JASPER	TOKHEIM CORPORATION	217	217						
JEFFERSON CITY	CARSON-NEWMAN COLLEGE	30	30						
JELICO	LONGMIRE COAL COMPANY INC	380					380		
JOHNSON CITY	ITT CORPORATION	201			201				
	ITT TELECOMMUNICATIONS CORP	27					27		
	ITT TELECOMMUNICATIONS CORP	186					186		
	WATAUGA APPAREL CORP	3,001					3,001		
	TOTAL - JOHNSON CITY	3,415			201			3,214	
JONESBORO	AEROJET ORDINANCE COMPANY	1,665	1,665						
	AEROJET-GENERAL CORPORATION	14,613	14,573			40			
	TOTAL - JONESBORO	16,278	16,238			40			

PRIME CONTRACT AWARDS BY STATE, CITY AND CONTRACTOR
FISCAL YEAR 1984 (OCT - SEP)
TENNESSEE

LOCATION NAME	CONTRACTOR NAME	DOD TOTAL	(DOLLARS IN THOUSANDS)					OCE	ODA
			ARMY	NAVY	AIR FORCE	DLA			
COVINGTON	FOREMOST DAIRIES INC	97		97					
CROSSVILLE	CROSSTEX INC	3,924				3,924			
CUMMINGSVILLE	SUPREME BEEF PROCESSORS INC	223					223		
DICKSON	ARNDT & ARNDT	25			25				
	SCOVILL INC	115	62		53				
TOTAL - DICKSON		140	62		78				
DYERSBURG	HECKETHORN MANUFACTURING CO	18,761	18,761						
	MC GINNES BROS INC	481						481	
TOTAL - DYERSBURG		19,242	18,761					481	
ERWIN	SANCHEZ ENTERPRISES INC	671	671						
ESTILL SPRINGS	UNIVERSAL MACHINING CO INC	720	58	664					
FAYETTEVILLE	ARMCO FINANCIAL SERVICES CORP	244						244	
	COPPERWELD CORPORATION	545						545	
TOTAL - FAYETTEVILLE		789						789	
FIVE POINTS	QUESTECH INC	70	70						
FRANKLIN	INDUSTRIES DOOR CONTR INC	95	95						
FULTON	MARTIN TOOL & DIE INC	39	39						
GALLATIN	DIVERCO INC	74	74						
	PRECISION CABLE OF TENNESSEE	405			80	125	200		
	SANDLER L M & SONS INC	62					62		
TOTAL - GALLATIN		541	74		80	125	262		
GARRETTTS	ANALYSIS & TECHNOLOGY INC	31			31				
	SYSTEM DEVELOPMENT CORPORATION	28			28				
TOTAL - GARRETTTS		59			59				
GREENEVILLE	LJLLY DAVID B COMPANY INC	2,544	2,544						
	MALONE BROS CONSTR CO INC	31	31						
	MORRIS TOOL & DIE	644	644						
	TRW INC	37					37		
TOTAL - GREENEVILLE		3,256	3,219				37		
GREENFIELD	LJLLY DAVID B COMPANY INC	5,253	5,253						
HENDERSON	DREDGEMASTERS INTERNATIONAL	319						319	
HENDERSONVILLE	DREDGEMASTERS INTERNATIONAL	3,223						3,223	

PRIME CONTRACT AWARDS BY STATE, CITY AND CONTRACTOR
FISCAL YEAR 1984 (OCT - SEP)
TENNESSEE

LOCATION NAME	CONTRACTOR NAME	DOD TOTAL	(DOLLARS IN THOUSANDS)						
			ARMY	NAVY	AIR FORCE	DLA	OCE	ODI	
CHATTANOOGA	CUMBERLAND CORPORATION	41	41						
	EQUIPMENT CORPORATION OF AMER	38	38						
	ICI AMERICAS INC	7,456	7,456						
	INTERNATIONAL BUSINESS MCHS	1,207			1,207				
	KOEHRING COMPANY	183				183			
	MILLER-WATT-ESTES INC	47						47	
	SELOX INC	2,293			2,293				
	SHERMAN & REILLY INC	176					176		
	SIGNAL AVIATION SERVICES INC	145					145		
	SISKIN STEEL AND SUPPLY CO INC	29							29
	TENNESSEE MACHINE WORKS INC	86		86					
TOTAL - CHATTANOOGA		13,319	7,658	272	3,571	1,742		78	
CLAIRFIELD	LONGMIRE COAL COMPANY INC	485				485			
CLARKSVILLE	BEACH OIL COMPANY	42	42						
	BEACH OIL COMPANY INC	35	35						
	CLARKSVILLE CITY OF	532	532						
	FOUR SEASONS HEATING & A COND	49	49						
	JACKSON OIL CO	117				117			
	JONES JAMES C	149	149						
	R & H MECH CONTRCTR INC	489	489						
	VEGA CORPORATION OF TENNESSEE	212						212	
TOTAL - CLARKSVILLE		1,625	1,296			117		212	
CLEVELAND	BECKER JOHN A CO INC THE	27						27	
	MAYTAG COMPANY THE	452						452	
TOTAL - CLEVELAND		479						479	
CLINTON	ARMSTRONG RUBBER COMPANY THE	514	514						
	GREENBRIER INDUSTRIES INC	77					77		
	LINCOLN SQR ELC SUP CO INC	255					255		
	P T COMPONENTS INC	118					118		
	PROTECTIVE APRL CORP/AM	1,434					1,434		
	SOUTHEAST MACHINE CO	9,182					9,182		
	TOTAL - CLINTON		11,580	514				11,066	
COLUMBIA	ADVANCED INTEG TECH	116							116
COOKEVILLE	A & W FABRICATORS INC	491	162		242		87		
	FLEETGUARD INC	332					332		
	OIL INC	6,478	3,097		309	3,072			
	OIL NC	460			270		190		
	RIDGE AUTOMOTIVE WAREHOUSE INC	27					27		
	TENNESSEE STATE OF	93							93
TOTAL - COOKEVILLE		7,881	3,259	821	3,072	636		93	
CORDOVA	SECURITY SIGNALS INC	950	950						

PRIME CONTRACT AWARDS BY STATE, CITY AND CONTRACTOR
FISCAL YEAR 1984 (OCT - SEP)
TENNESSEE

LOCATION NAME	CONTRACTOR NAME	DOD TOTAL	(DOLLARS IN THOUSANDS)					DD
			ARMY	NAVY	AIR FORCE	DLA	OCE	
HAWKINS	PRENDERGAST CONST CO INC	79		79				
TOTAL - TENNESSEE		795,834	327,477	37,728	216,302	186,235	27,103	98

PRIME CONTRACT AWARDS BY STATE, CITY AND CONTRACTOR
FISCAL YEAR 1984 (OCT - SEP)
TEXAS

LOCATION NAME	CONTRACTOR NAME	DOD TOTAL	(DOLLARS IN THOUSANDS)						
			ARMY	NAVY	AIR FORCE	DLA	OCE	ODA	
ABILENE	A T & T INFORMATION SYS	2,000				2,000			
	ABILENE ADULT EDUCATION	70				70			
	ABILENE AERO INC	46					46		
	ABILENE WATER DEPT CITY OF	340				340			
	ACME ELECTRIC INC	318		318					
	ALLIANCE PROPERTIES INC	1,432				1,432			
	ALLIED STEEL CONTRACTORS	155				155			
	AMERICAN TELEPHONE & TELG CO	354				354			
	ASSOCIATED INTERNATIONAL	678				678			
	ASSOCIATED INTL CONTRACTOR	289				289			
	ASSOCIATED MATERIALS INC	69				69			
	ATLAS CONTRACTORS INC	1,995		1,995					
	BALL HUEY H & ASSOCIATES INC	92		92					
	BREVARD ENGINEERING CO	95		95					
	CAGE CORP OF ABILENE	60				60			
	CANNON W W CO INC	33				33			
	CARRIZALES-WHEELER INC	39		39					
	CROMWELL TREMPER LVY PRKR & WDM	88				88			
	DIAMOND ELECTRIC CO	218				218			
	DYER & OWENS INTL & CO	184				184			
	EVCO NATIONAL	27				27			
	F S B DESIGN CONSULTANTS INC	292		292					
	FEDERAL DATA SYSTEM CORP	82							82
	GALINDO RAMON & SONS BUILDERS	228				228			
	GENERAL DYNAMICS CORPORATION	348				348			
	GOOCH PACKING COMPANY INC	2,413		1,053		134		1,226	
	GREAT WESTERN ENTERPRISES	534				534			
	GUYCO ENGINEERING INC	5,092		5,092					
	HALLUM A V ARCHTCTS & PLNRS	64		64					
	HARRIS STM PST CNTRL INC	127				127			
	HAWKINS & WESTBROOK INC	538				538			
	HAWKINS BUILDERS INC	757				757			
	HENRYS SERVICES	48				48			
	HOWERTON ASSOCS ARCHITECTS	68		68					
	INTERNATIONAL BUSINESS MCHS	26				26			
	JOHN CROWE & ASSOCIATES	2,147		292		1,855			
	KENTUCKY BLDG MAINT INC	184				184			
	KILLEBREW RUCKER ASSOC INC	92		92					
	KIRK VOICH & GIST/YANDELL & HE	442		442					
	LOCKHEED CORPORATION	224				224			
	LOGISTIC SERVICES INTL	175				175			
	LONE STAR GAS CO TX INC	934				934			
	MAC H B INC	2,444		2,444					
MANUFACTURING TECHGY ASSOC TX	204		204						
MESA CORROSION CONTROL INC	41				41				
MOORE GOLF INCORPORATED	277				277				
MOTOROLA INC	47				47				
OWENS ENTERPRISES INC	200				200				

PRIME CONTRACT AWARDS BY STATE, CITY AND CONTRACTOR
FISCAL YEAR 1984 (OCT - SEP)
TEXAS

LOCATION NAME	CONTRACTOR NAME	DOD TOTAL	(DOLLARS IN THOUSANDS)					OCE	OD/
			ARMY	NAVY	AIR FORCE	DLA			
ABILENE	PARKHILL SMITH & COOPER INC	518	518						
	PETROLEUM TANK SERVICE INC	125				125			
	PITNEY BOWES INC	51				51			
	PRIDE MARKETING OF TEXAS INC	138					138		
	PRIDE REFINING INC	122,630					122,630		
	RADY & ASSOCIATES INC	53	53						
	RAINBOW FEDERAL INC	50				50			
	RICHARDSON J K COMPANY	162				162			
	ROMINE ROMINE & BURGESS INC	118	118						
	ROSE CONSTRUCTION COMPANY INC	68				68			
	ROYAL ELECTRIC CO OF ABILENE	104				104			
	SIERRA COMMUNICATIONS	31				31			
	SOUTHWESTERN BELL TELE CO	35				35			
	STEWART GARY COMPANY INC	124				124			
	TELEDYNE INDUSTRIES INC	326				326			
	TEXAS AEROSPACE SERVICES IN	345				345			
	TEXAS PAINTER CRAFT INC	474				474			
	THOMAS LLOYD COMPANY INC	88				88			
	TIPPETT & GEE INC	47	47						
	WEST TEXAS UTILITIES COMPANY	2,811				2,811			
	WESTERN STATE MANAGMNT SERV IN	733				733			
WILSON CONSTRUCTORS INC	3,145	3,145							
YANDELL & HILLER INC	80	80							
TOTAL - ABILENE		158,846	16,543		18,181	124,040		8:	
ABILENE MUNICIPAL AI	ROGAR MFG CORP	354	354						
ADDISON	CROSS ROADS AVIATION INC	118	118						
	FORNEY ENGINEERING CO	34					34		
	TRANSITION CONSULTANTS INC	47						4	
TOTAL - ADDISON		197	116			34		4	
AIRPORT CITY	SANTA MONICA BANK	41				41			
ALICE	BRITE STAR INDUSTRIAL LAUNDRY	152			152				
AMARILLO	AMARILLO AIRCRAFT SLS SV	2,066					2,066		
	BABENCO DEVELOPMENT COMPANY	92						92	
	BELL HELICOPTER/TEXTRON	3,711-	3,711-						
	CODY CONSTRUCTION	49					49		
	DATAComp INC	61				61			
	DAVIDSON OIL COMPANY	58					58		
	DEL NORTE TECHNOLOGY INC	158						158	
	DIAMOND CHEMICAL CORPORATION	139					139		
	HENSEL PHELPS CONSTR CO	24,638						24,638	
	HICKS WILEY JR INC	44						44	
KELLEY JACK B	122				122				
UNITED STATES DEPARTMENT INTR	63				63				
TOTAL - AMARILLO		23,779	3,711-	185	61	2,312	24,932		

PRIME CONTRACT AWARDS BY STATE, CITY AND CONTRACTOR
FISCAL YEAR 1984 (OCT - SEP)
TEXAS

LOCATION NAME	CONTRACTOR NAME	DDC TOTAL	(DOLLARS IN THOUSANDS)					ODA
			ARMY	NAVY	AIR FORCE	DLA	OCE	
ANTHONY	PET INCORPORATED	30					30	
	UNITED STATES DPT OF JSTC	210	210					
	US DEPT OF JUSTICE	40	40					
TOTAL - ANTHONY		280	250				30	
AQUILLA	TEXAS A & M RESEARCH FDN	70						70
ARLINGTON	AERCO METALS INC	90				90		
	AERO COMPONENTS	35					35	
	AERO COMPONENTS CO	826		626		198		
	ALTRON INC	156				156		
	APACHE ENTERPRISES INC	581	118			373	90	
	ASTRO PRODUCTS COMPANY	273	195			78		
	BETA ENGINEERING	268				268		
	BRAND NAME CONTRACTOR	1,908	1,908					
	BRELAND CO THE	28	28					
	CLARK-AIKEN COMPANY INC THE	199				199		
	CYCO MANUFACTURING CO	39				39		
	DEL MONTE SALES COMPANY	55				55		
	DELTA MANUFACTURING & SALES	1,695				1,695		
	DYNALECTRON CORPORATION	3,977				3,977		
	GENERAL ELECTRODYNAMICS CORP	932		49		108	777	
	GENERAL FOODS CORPORATION	2,294				2,294		
	HELI PLEX INC	266					266	
	HELI-PLEX	252	252					
	HUTSON AEROSPACE INC	1,251	1,134			91	26	
	JET RESEARCH CENTER INC	175	65	110				
	KENT ASSOCIATES INC	649				406	243	
	LANE TESTING SUPPLY INC	37	37					
	LEWIS & CLARK CO INC	341	341					
	LOCKHEED CORPORATION	10,430				10,430		
	M F SERVICES INC	378				378		
	MIL-CRAFT MFG INC	95		27		68		
	NATIONAL AUTOMATED SYSTEMS INC	340	340					
	OIL STATES INDUSTRIES CO INC	905					905	
	OZALID CORP	28						28
	PHYSIC-CONTROL CORPORATION	159	118	41				
	REDIFFUSION SIMULATION INC	291		47		244		
	SOFTTECH INC	285				285		
	SOUTHWEST SURVEYING & MAPPIN	25						25
	SUN MEDICAL INC	113	113					
	SURGIKOS INC	40					40	
	T J ELECTRONICS INC	74					74	
	TECH DEV OF CALIF US SBA	43-				43-		
	TECHNOLOGY DEVL/PMT/CAL NC	6,433	66			6,367		
	UNIVERSITY OF TEXAS SYSTEM	258	188			70		
	VAC - HYD CORP	3,057				3,057		
TOTAL - ARLINGTON		39,195	4,903	902	30,881	2,456	25	28

PRIME CONTRACT AWARDS BY STATE, CITY AND CONTRACTOR
FISCAL YEAR 1984 (OCT - SEP)
TEXAS

LOCATION NAME	CONTRACTOR NAME	DOD TOTAL	(DOLLARS IN THOUSANDS)						
			ARMY	NAVY	AIR FORCE	DLA	OCE	ODA	
AUSTIN	ADRIAN SUPPLY INC	77		77					
	AMI SYSTEMS INC	189		189					
	APPLGATE TOOL CO INC	54			54				
	ASTRONAUTICS CORPORATION AMER	51	51						
	AUSTIN BIO LAB INC	62	62						
	AUSTIN REA	817	200		230	240			147
	AUSTRON INC	1,252	293		30	318		29	584
	AUTOMATED OFFICE SYSTEMS INC	81	81						
	CATHEY ENTERPRISES INC	552	442			78		34	
	CEMATCO INC	54	54						
	COLUMBIA SCIENTIFIC IND CORP	203		203					
	COMPUCORP	89				89			
	COMPUTATIONAL MACHINES CO	103				103			
	DATA DRIVER PRODUCTS	28	28						
	DATA GENERAL CORPORATION	575	575						
	DAMES GUY CONSTRUCTION CO	153				153			
	DIGITAL COMMUNICATIONS ASSOC	41				41			
	DIGITAL EQUIPMENT CORPORATION	572	572						
	DYNASTAT INC	231				231			
	HALL LVL MFG WRKS INC	68	33				33		
	HOLT MACHINERY CO INC	60	60						
	I B M CORP	31	31						
	IBM	33			33				
	IBM CORP	118	118						
	INTERNATIONAL BUSINESS MCHS	330	125			139			68
	KALLESTAD LABORATORIES INC	29			29				
	KMW SYSTEMS CORP	373							373
	LA COSTE & ROMBERG INC	110				110			
	LOCKHEED CORP MISS & SPAC	487			487				
	LOCKHEED MIS/SP CO INC	71,522	65,632		284	5,606			
	LOCKHEED MISSILE & SPACE CO	10,953			10,837	118			
	LOCKHEED MISSILES & SPACE CO	37,635			37,635				
	MODULAR PWR SYS	67	67						
	PERCOR INC	226	93			132			
	PINSON ASSOCIATES INC	617	49		568				
	RADIAN CORPORATION	3,187	138			2,115			934
	RAGSDALE AVIATION INC	79					79		
	RANDOLPH ENGINEERING INC	2,617			2,617				
	RIVER CITY SUPPLY INC	823	258				565		
	SCIENTIFIC MEASURE SYS	99			50				49
	SCIENTIFIC METHODS INC	42							42
	SOUTHEASTERN CT ELCT ENGR ED	34			34				
	SUMMERS ELECTRIC COMPANY	26			26				
	SUMX CORPORATION	245	79		166				
	TECOM INCORPORATED	94	94						
	TEXAS CAPITAL CONTRACTOR INC	3,434	3,434						
	TEXAS INSTRUMENTS INCORPORATED	552			552				
	TEXAS NUCLEAR CORP	42				42			

PRIME CONTRACT AWARDS BY STATE, CITY AND CONTRACTOR
FISCAL YEAR 1984 (OCT - SEP)
TEXAS

LOCATION NAME	CONTRACTOR NAME	DOD TOTAL	(DOLLARS IN THOUSANDS)						
			ARMY	NAVY	AIR FORCE	DLA	OCE	ODA	
AUSTIN	TEXAS RESEARCH INSTITUTE INC	166		166					
	TISOFT INC	109			109				
	TOLSON OIL COMPANY INC	499			499				
	TOTAL MAINTENANCE INC	25	25						
	TRACOR AEROSPACE AUSTIN INC	1,962	32		1,930				
	TRACOR AEROSPACE AUSTIN INC	2,515			2,515				
	TRACOR AEROSPACE AUSTIN INC	8,520			8,520				
	TRACOR AEROSPACE AUSTIN INC	35			35				
	TRACOR AEROSPACE AUSTIN INC	855			855				
	TRACOR APPLIED SCIENCES INC	599			599				
	TRACOR INC	63,731	51,758		11,973				
	TRACOR INC	38			38				
	TRACOR INC	3,948			3,948				
	TRACOR INC	75			75				
	TRACOR INC	63,948			1,938	51,848		162	
	TRACOUSTICS INC	29	29						
	TRAVIS ASSN FOR THE BLIND INC	814					814		
	UNIVERSITY OF TEXAS SYSTEM	35,300	4,789		28,441	1,245			97
	VEECO INSTRUMENTS INC	477	477						
	WBM BUILDING MAINTENANCE INC	2,182	2,182						
	WESTERN OFFSHORE GROUP INC	189			189				
	WESTLAKE EQUIP SVC CO	75				75			
	WRIGHT LINE INC	28	28						
WRIGHT LINE INC	64	64							
ZYCOR INC	260	260							
TOTAL - AUSTIN		315,535	132,193	101,412	77,194	1,716	97	2,923	
AZLE	C & F INDUSTRIES	33	33						
	MARCO MANUFACTURING INC	28	28						
	T J MACHINE AND TOOL CORP	119	31				88		
TOTAL - AZLE		124	36				88		
BALCH SPRINGS	MITCHELL MACHINE & FABG INC	26			26				
BASTROP	UNITED STATES DPT OF JST	471		471					
BAYTOWN	ALLOYS INCORPORATED	101			101				
	CHEMICAL SPECIALISTS & DEV INC	27				27			
	EXXON CORPORATION	51,502			51,502				
	HOMETOWN OIL CO INC	38				38			
TOTAL - BAYTOWN		51,668			51,603		65		
BEAUMONT	BEAUMONT WELL WORKS INC	131	131						
	BELL HELICOPTER/TEXTRON	84	84						
	CHEMICAL SPECIALISTS & DEV INC	302					302		
	DRESSER IND INC	991	991						
	GULF OIL CORPORATION	321		321					
	MOBIL OIL CORPORATION	144,123					144,123		

PRIME CONTRACT AWARDS BY STATE, CITY AND CONTRACTOR
FISCAL YEAR 1984 (OCT - SEP)
TEXAS

LOCATION NAME	CONTRACTOR NAME	DOD TOTAL	(DOLLARS IN THOUSANDS)					DLA	OCE	ODA
			ARMY	NAVY	AIR FORCE					
BEAUMONT	PETRO-LOCK INC	80					80			
	REFINERY ASSOCIATES INC	153			153					
	RYAN WALSH STEVEDORING CO	500	500							
	UNION OIL COMPANY OF CAL	109,503					109,503			
TOTAL - BEAUMONT		256,188	1,706	474			254,008			
BEDFORD	R-TEC SYS DIV RELIANCE EL	112	112							
BEEVILLE	ANANTRA CORPORATION	208					208			
	BRUTON-GOMEZ-EASLEY INC	84			84					
	GINN RAY JR	55			55					
	SPRINKLER KING OF TEXAS INC	188			188					
TOTAL - BEEVILLE		535			327		208			
BELLAIRE	BEAUMONT WELL WORKS INC	1,256	169	1,087						
BELTON	B D CLICK COMPANY INC	43						43		
	BIO-CHEM LAB	29						29		
	BLACKMON CHARLES	29						29		
	BRATTON MACHINE CO	109						109		
	BURRELL ROOSEVELT JR & SON INC	90						90		
	HATCHETT DAVID	31						31		
	HYDRA-GYM ATHLETICS INC	121	93		28					
	LINDEMAN DOUGLAS G	32						32		
	PANELFAB INTERNATIONAL CORP	28						28		
	RESTROOM FACILITIES CORP	30						30		
	TMI INC	29						29		
	UNIVERSITY OF M HARDIN-BAY	25	25							
	XEROX CORPORATION	28	28							
TOTAL - BELTON		624	146	28				450		
BENBROOK	JORDAN WELDON C BILL CNSTR	495						495		
	MASON CONSTRUCTION INC	320						320		
	TEX ANN CONSTRUCTORS	780						780		
TOTAL - BENBROOK		1,595						1,595		
BERGSTROM AIR FORCE	ALICE ROOFING & SHT MET WKS	441				441				
	AMERICAN TELEPHONE & TELG CO	35				35				
	ARE INC	26				26				
	ARMSTRONG RICH	181	132			49				
	ARMSTRONG-GOETTING & ASSOC	298	298							
	AUSTIN COMMUNITY DISPOSAL	211				211				
	AUSTIN ENGINEERING CO INC	381				381				
	AUSTIN STATE SCHOOL	38				38				
	BANDAS INDUSTRIES INC	27						27		
	BRAUN & BUTLER CONTRACTOR	59				59				
	CENTEX FIRE & TIME INC	38				38				
	CHASFRAN	275				275				

PRIME CONTRACT AWARDS BY STATE, CITY AND CONTRACTOR
FISCAL YEAR 1984 (OCT - SEP)
TEXAS

LOCATION NAME	CONTRACTOR NAME	DOD TOTAL	(DOLLARS IN THOUSANDS)						
			ARMY	NAVY	AIR FORCE	DLA	OCE	ODA	
BERGSTROM AIR FORCE	CITY OF AUSTIN	4,745				4,745			
	CPT CORPORATION	68				68			
	CSR CONTRACTING INC	554	554						
	DAILEY-WELLS COMMUNI	33				33			
	DAWES GUY CONSTRUCTION CO	1,269				1,269			
	DAYS INNS OF AMERICA INC	44				44			
	DELS ELECTRIC COMPANY INC	382	382						
	DIXON CONSTRUCTION	303				303			
	EMERSON CONSTRUCTION CO INC	4,342	4,342						
	FEDERAL DATA SYSTEM CORP	82							82
	GOETTING AND ASSOCIATES INC	33		33					
	H & M NEWMANN INC	188				188			
	HUANG Y T & ASSOCIATES INC	50				50			
	INTEGRITY MGT INTERNL INC	1,080				1,080			
	INTERNATIONAL BUSINESS MCHS	68				68			
	JARY L WALKER ASSOC	82		82					
	JENNINGS W K ELECTRIC CO INC	74				74			
	KOMATSU ALBERT S	275				275			
	LIMON FRANK & SONS INC	100				100			
	LISTA INTERNAT	26				26			
	MAC ROOFING & SUPPLY INC	117				117			
	MAGNADEX INC	6,860				6,860			
	MC GINNIS ROY & CO INC	4,145	4,145						
	MODULAIRE INDUSTRIES	28				28			
	MOTOROLA INC	29				29			
	O CONNELL ROBERTSON & GROBE	65				65			
	O R I INC	39				39			
	RAYS INSTALLATION SERVICE	52				52			
	RAYTHEON COMPANY	31				31			
	RGM CONSTRUCTION CO INC	1,368	1,368						
	SILVERTON CONSTRUCTION CO INC	74				74			
	SOUTHWESTERN BELL TELE CO	900				900			
	SYLVAN SERVICE SORP	265				265			
TURNER-PILKINTON CONST	48				48				
VALERO TRANSMISSION COMPANY	880				880				
WANG LABORATORIES INC	34				34				
WBM BUILDING MAINTENANCE INC	405				405				
WESTLAKE EQUIP SVC CO	83				83				
XEROX CORPORATION	109				109				
TOTAL - BERGSTROM AIR FORCE		31,250	11,316		19,825			27	82
BIG SPRING	FEDERAL PRISON CAMP	1,191	1,191						
	FEDERAL PRISON INDUSTRIES INC	941	941						
	UNICOR FEDERAL PRISON INDUST	877					877		
	UNION CARBIDE CORPORATION	1,887				1,887			
TOTAL - BIG SPRING		4,908	2,165		1,887		877		

PRIME CONTRACT AWARDS BY STATE, CITY AND CONTRACTOR
FISCAL YEAR 1984 (OCT - SEP)
TEXAS

LOCATION NAME	CONTRACTOR NAME	DOD TOTAL	(DOLLARS IN THOUSANDS)				DLA	OCE	ODA
			ARMY	NAVY	AIR FORCE				
BISHOP	CHEMICAL SPECIALISTS & DEV INC	866				866			
BLANCO	UECKER ROBERT L	43	43						
BLEVINS	HATCHETT DAVID	49					49		
	RICHARDSON GEORGE A	68					68		
TOTAL - BLEVINS		117					117		
BOBWHY	HOLLY-CREEK FRYERS INC	31				31			
BONHAM	GENERAL CABLE CO	2,104			276	1,828			
BOYD	J S P MANUFACTURING INC	33			33				
BRAZORIA	NORTH AMERICAN TRAILING CO INC	200					200		
BRECKENRIDGE	DYE R E MFG CORP	47	47						
BRIDGEPORT	CHICO CRUSHED STONE INC	54					54		
BROWNFIELD	LTV AEROSPACE AND DEFENSE CO	318	318						
BROWNSVILLE	OCEAN TO OCEAN SALES INC	500				500			
	UNIVERSAL CANVAS INC	2,681				2,681			
TOTAL - BROWNSVILLE		3,181				3,181			
BROWNWOOD	CORNING GLASSWORKS	102				102			
	SIEMENS CORPORATION	51						51	
TOTAL - BROWNWOOD		153				102		51	
BRYAN	LAB PRODUCTS INC	28	28						
	R R C INC	173			173				
	RSCH EQUIPMENT CO., INC	74	74						
TOTAL - BRYAN		275	102		173				
BUCHANAN DAM	SOUTHWESTERN COMMUNICATIONS	50			50				
BURKBURNETT	PRESTON DAIRY PRODUCTS	2,946	2,946						
	SFA CORPORATION	158			158				
TOTAL - BURKBURNETT		3,104	2,946		158				
BURNET	INTERNATIONAL AERIAL CO	240					240		
	RILEY H M PAINTING CONTRACTOR	62			62				
TOTAL - BURNET		302			62		240		
CAMDEN	CHAMPION INTERNATIONAL CORP	33				33			
CAMP BULLIS	GULF SOUTH RESEARCH INSTITUTE	60					60		

PRIME CONTRACT AWARDS BY STATE, CITY AND CONTRACTOR
FISCAL YEAR 1984 (OCT - SEP)
TEXAS

LOCATION NAME	CONTRACTOR NAME	DOD TOTAL	(DOLLARS IN THOUSANDS)					
			ARMY	NAVY	AIR FORCE	DLA	OCE	ODA
CAMP BULLIS	HALLMARK ELEC CONTRS INC	104			104			
	RILEY H M PAINTING CONTRACTOR	93			93			
TOTAL - CAMP BULLIS		257			197			60
CANYON LAKE	CANYON LAKE DISPOSAL SERVICE	35			35			
	HOLLAND SOIL STABILIZERS INC	110			110			
	S S S C INC	120	120					
TOTAL - CANYON LAKE		265	120		145			
CARROLLTON	AMPEX CORPORATION	85			85			
	ARROW INDUSTRIES INC	107					107	
	FORNEY ENGINEERING CO	27					27	
	FORNEY ENORG CO	365		365				
	FOSTER WHEELER ENERGY CORP	39		39				
	K D ASSOCIATES	36	36					
	MOSTEK CORPORATION	93		93				
	SAVIN CORPORATION	32		32				
	TECHNICON INSTRMNTS CORP	113	113					
	TRW INC	80						
TOTAL - CARROLLTON		977	149	529	85		214	
CASTROVILLE	CONRAD OIL COMPANY INC	39					39	
CEDAR PARK	BRIGHTLINE CORPORATION	167	167					
CELESTE	FANGIO INC	1,375		1,375				
CHASE	BRINE SERVICE COMPANY INC	35		35				
	JBH PRODUCTIONS INC	220		220				
	L & L JANITORIAL SERVICES	339		339				
TOTAL - CHASE		594		594				
CHASE FIELD NAVAL AI	AVANTRA CORPORATION	366					366	
	BENNETT MARTIN & SOLKA	27		27				
	BRINE SERVICE COMPANY INC	35		35				
	EL DORADO CONSTRUCTORS INC	852		852				
	HENDON ENGINEERING ASSOCIATES	41		41				
	O BRIEN CORP THE ARCH AND PLNG	83		83				
	RINKS RICHARD C & ASSOC	55		55				
	YANDELL & HILLER INC	39		39				
TOTAL - CHASE FIELD NAVAL AI		1,498		1,132			366	
CLIFTON	YOUNG SERVICES	127						127
COLEMAN	SEIDEL INC	421						421
	STEPHENS MARTIN PAVING I	545						545
TOTAL - COLEMAN		966						966

PRIME CONTRACT AWARDS BY STATE, CITY AND CONTRACTOR
FISCAL YEAR 1984 (OCT - SEP)
TEXAS

LOCATION NAME	CONTRACTOR NAME	DOD TOTAL	(DOLLARS IN THOUSANDS)					OCE	ODA
			ARMY	NAVY	AIR FORCE	DLA			
COLLEGE STATION	COMMERCIAL ALARMS COMMUNICTNS	204	204						
	ELIZABETH HEWINS	35						35	
	IBM	25	25						
	O I CORPORATION	28	28						
	TEXAS A & M RESEARCH FDN	2,250	339	1,299	584			28	
	TEXAS A & M UNIV SYSTEM THE	730	221	187	110	154			58
TOTAL - COLLEGE STATION	TEXAS CHRISTIAN UNIVERSITY	70		70					
		3,343	818	1,556	694	154	63	58	
COLLINS	HEWLETT-PACKARD COMPANY	32		32					
COMANCHE	GOFORTH CURTIS R	50						50	
	RESTROOM FACILITIES CORP	50						50	
	TEX-BLAST SANDBLASTING COMPANY	36						36	
TOTAL - COMANCHE		146					146		
COMMERCE	SHERWOOD MEDICAL	149				149			
CONROE	CHEMICAL SPECIALISTS & DEV INC	189				189			
COOPER	LIVINGSTON SURVEYING & MA	47	47						
	WATWOOD-MITCHELL INC	40						40	
TOTAL - COOPER		87	47					40	
COPPERAS COVE	FERCO INC	42-				42-			
CORPUS CHRISTI	A-1 PLUMBING CO	388		388					
	ADAMS JANITORIAL SERVICE INC	436	436						
	ADAMS JANITORIAL SERVICES INC	34		34					
	AIR & PUMP COMPANY THE	31	31						
	AMERICAN AERO INC	42					42		
	ANDERSON WEST INC	51	51						
	ASTRONAUTICS CORPORATION AMER	233	233						
	AUTOMATED WASTE INC	531		531					
	AVANTRA CORPORATION	479				479			
	AWARE INC/SOUTHWEST	35		35					
	AWARE, INC./SOUTHWEST	26		26					
	BATH AND ASSOCIATES INC	91		91					
	BAUCOM JANITORIAL SERVICE INC	168		168					
	BEECROFT B E CO INC	38		38					
	BELCHER FUEL	204						204	
	BLUM CONSULTING ENGINEERS INC	64		64					
	BRINE SERVICE COMPANY INC	122		122					
	CACI INC	65	65						
	CARNEY COMPANIES INC	26				26			
	CHRISTIAN-PENNINGTON ASSOC	45		45					
COASTAL ECOSYSTEMS MANAGEMENT	39							39	
COASTAL REFINING & MARKETING	165,685					165,685			

PRIME CONTRACT AWARDS BY STATE, CITY AND CONTRACTOR
FISCAL YEAR 1984 (OCT - SEP)
TEXAS

LOCATION NAME	CONTRACTOR NAME	DOD TOTAL	(DOLLARS IN THOUSANDS)					
			ARMY	NAVY	AIR FORCE	DLA	OCE	ODA
CORPUS CHRISTI	CORPUS CHRISTI DSON FR	138		138				
	CORPUS CHRISTI EQUIP	69	69					
	CORPUS CHRISTI TRNSFR CO	152		152				
	DENSON ENGINEERS, INC.	28		28				
	DIGITAL EQUIPMENT CORP	25		25				
	ENCON ENGINEERING, INC.	36		36				
	ESPEY HUSTON & ASSOCIATES INC	60						60
	FOUR-F CORP	800						800
	FRATON INC	63		63				
	GOLDSTON ENGINEERING INC	97		97				
	H & S CONSTRUCTORS INC	88		88				
	HAYLEY CORPORATION OF TEXAS	2,198		2,198				
	HETRA CORPORATION	113	113					
	INTERNATIONAL BUSINESS MCHS	112		112				
	JARY L WALKER ASSOC	37		37				
	JCO INC	361		361				
	JOHNSON CONTROLS INC	28		28				
	JOHNSTON N R ELECTRIC INC	80		80				
	JONATHAN CORP	204		204				
	KANE SAM BEEF PROCSSRS INC	27			27			
	KING CONSTRUCTION CO INC	810		810				
	KOCH FUELS INC	125,494			2,827	122,667		
	L & M METAL FABRICATORS INC	27		27				
	LAHB M M PAINTING CONTRACTOR	72		72				
	MAC TRANSFER & STORAGE CO	190		190				
	MARINE AUTOMATED SYSTEM	37						37
	MARMON MOK PARTNERSHIP THE	112		112				
	MAVERICK ENGINEERING CO INC	25		25				
	MIDWEST CONSTRUCTION COMPANY	1,150						1,150
	MONTGOMERY ELEVATOR COMPANY	52		52				
	NATIONAL IND FOR BLIND	98				98		
	NATIONAL SERVICE INDUSTRIES	28		28				
	ORTIZ ARMANDO ASPHALT CO	124		124				
	PIONEER REFINING LTD	7,853				7,853		
	PRIDE REFINING INC	114,575				114,575		
	PUGH BILLY COMPANY INC THE	197		197				
	RICHARDSON LYD CONSTR CORP	909						909
	SABER REFINING COMPANY INC	541				541		
	SHANNON BILL INC	48		48				
	SMITH SYSTEMS OPERATION	6,467	6,467					
	SPECTRUM LEASING CORP	27	27					
	STALTER WILLIAM & ASSOCIATES	27		27				
	SUSSEY PETROLEUM COMPANY	226				226		
	TELOS COMPUTING INC	74		74				
	TEMP-O PROFESSIONAL SVC	68		68				
	TEXAS STAR SERVICE INC	35				35		
	TURNER ROME BOULTINGHOUSE	26		26				
	UNION OIL COMPANY OF CAL	27				27		

PRIME CONTRACT AWARDS BY STATE, CITY AND CONTRACTOR
FISCAL YEAR 1984 (OCT - SEP)
TEXAS

LOCATION NAME	CONTRACTOR NAME	DOD TOTAL	(DOLLARS IN THOUSANDS)					
			ARMY	NAVY	AIR FORCE	DLA	OCE	ODA
CORPUS CHRISTI	UNIVERSAL CANVAS INC	746		746				
	VICKREY & ASSOCIATES, INC.	204		204				
	VILLARREAL C R ENGINEERING INC	34		34				
	WARDCCO INC	34,107				34,107		
	WEATHERTROL INC	49		49				
	XEROX CORPORATION	54	54					
	YANDELL & HILLER INC	96			96			
TOTAL - CORPUS CHRISTI		468,152	7,546	8,192	2,854	446,361	3,199	
CORPUS CHRISTI ARMY	KRAMER SYSTEMS INTERNATIONAL	50	50					
	LEAR SIEGLER INC	57	57					
	LONE STAR DATA CORP	249	249					
	SPECTRUM LEASING CORP	58	58					
	SPERRY CORPORATION	28	28					
	THYSSEN-BORNEMISZA INC	50	50					
	VISION CORPORATION	29	29					
TOTAL - CORPUS CHRISTI ARMY		521	521					
CORPUS CHRISTI NAVAL	INDUSTRIAL MAINTENANCE SVS	313		313				
CROCKETT	A S E TEXAS INC	653			653			
CROWLEY	DUCAR INC	148			148			
CUT AND SHOOT	CHEMICAL SPECIALISTS & DEV INC	223				223		
DALLAS	A F HOLMAN WORKS INC	207		207				
	ACCELLA-FLO INC	240	240					
	AIR & REFRIGERATION CORP	32			32			
	AIR WASH INC	53		53				
	AM INTERNATIONAL INC	35			35			
	AMERICAN PERMANENT WARES CO	32					32	
	ANDERSON CLAYTON & CO	55					55	
	APPLIED DATA RESEARCH INC	2,116	2,116					
	ARROW ELECTRONICS INC	38					38	
	ASSOCIATED ACRFT SPLY CO	86				45	41	
	ATEC INC	7,827			7,827			
	AVANTRA CORPORATION	53					53	
	B & M CONTRACTORS	127		127				
	BASCO	66						66
	BELL HELICOPTER/TEXTRON	204		204				
	BENERAGES FOODS & SERVICES	194					194	
	BIG THREE INDUSTRIES INC	124				124		
	BRAND NAME CONTRACTOR	2,330	2,330					
	BRANDENBURG INC	41		41				
	BRAZOS ROOFING CO INC	222		222				
BRITTON LEE	163				163			
BRUNSWICK CORPORATION	94				94			

PRIME CONTRACT AWARDS BY STATE, CITY AND CONTRACTOR
 FISCAL YEAR 1984 (OCT - SEP)
 TEXAS

LOCATION NAME	CONTRACTOR NAME	DOD TOTAL	(DOLLARS IN THOUSANDS)						
			ARMY	NAVY	AIR FORCE	DLA	OCE	ODA	
DALLAS	BYBEE RONALD TRUCKIN TREDS	26	26						
	C & L STONE BUILDERS INC	3,013		3,013					
	CARDIO SYSTEMS	91	91						
	CHARTA INCORPORATED	67		67					
	CHROMALLOY AMERICAN CORP	585				585			
	COLLINS INTERNATL SV CO	512							512
	COMMUNICATIONS CORP-AMER	225				225			
	CONTAINER MACHINERY INC	30		30					
	CONTINENTAL ELCR MFG CO	1,447	192	1,196		59			
	CONTROL DATA CORP	30						30	
	COOPER AIRMOTIVE	112		112					
	COOPER INDUSTRIES INC	667					667		
	CRASH RSC EQPT SRVS INC	207	171			36			
	CURTIN MATHESON SCI INC	96	96						
	DAHLGREN MANUFACTURING CO INC	88							88
	DALLAS LIGHTHOUSE BLIND INC	1,077					1,077		
	DALLAS PLATING COMPANY INC	746					746		
	DATOTEK INC	881	282						599
	DAYCO MECHANICAL INC	397		397					
	DEFENSE SYSTEMS CORPORATION	41	41						
	DIGITAL EQUIPMENT CORP	35		35					
	DOCKSTADER PARTNERSHIP THE	37		37					
	DR PEPPER COMPANY	101					101		
	E-SYSTEMS INC	4,872		483		4,208			201
	EAGLE VEHICLES INC	98		98					
	EASTMAN KODAK COMPANY	76	27				49		
	ELECTRIC SYS ENGINEERING	57	57						
	ELECTRO RENT CORPORATION	59	59						
	ELECTRO SYS ENGINEERING	54	54						
	ELECTRONIC CENTER INC	28				28			
	ELECTRONIC DATA SYSTEMS FEORL	80	80						
	ELECTROSPACE SYSTEMS INC	1,883		1,563					320
	ENERGY MASTERS CORP	73		73					
	EPIC PRDCTS INTRNL CRP	44							44
	ESCO CORP	30					30		
	EXECUTONE INC	83				83			
	F & M INC F & M COMM	94				94			
	F-M METAL FABRICATION INC	29		29					
	FLEMING L J INC	50	50						
	FOLGER COFFEE COMPANY THE	186				186			
	FORNEY ENGINEERING CO	39		39					
	FORNEY ENGRG CO	39		39					
	FOUR PHASE SYSTEMS INCORPORATE	582					582		
	FRITO-LAY INC	5,954					5,954		
	FRONTIER MANUFACTURING CO	243		243					
	FROST & KEELING ASSOC INC	156	156						
	G & S ENTERPRISES	39		39					
	G L MILLICAN BROAD BAND	269		269					

PRIME CONTRACT AWARDS BY STATE, CITY AND CONTRACTOR
FISCAL YEAR 1984 (OCT - SEP)
TEXAS

LOCATION NAME	CONTRACTOR NAME	DOD TOTAL	(DOLLARS IN THOUSANDS)					OCE	ODA
			ARMY	NAVY	AIR FORCE	DLA			
FORT WORTH	HANCON ASSOCIATES	27				27			
	HANSEN LIND & MEYER PC	29	29						
	HARRIS CORPORATION	118						118	
	HAYS ARVOL D CONSTRUCTION CO	29	29						
	HELICO INTERNATIONAL INC	1,542	1,393			69	80		
	HOGAN CONSTRUCTION INC	94				94			
	HOWELL INSTRUMENTS INC	7,180	2,138	1,521		2,799	722		
	HOWERTON ASSOCS ARCHITECTS	26	26						
	IBM CORPORATION	68						65	
	ICI AMERICAS INC	3,060				3,060			
	IMPERIAL TOOLING & MFG	8,054	8,054						
	INDUSTRIAL ACCESSORIES INC	96	96						
	INTERFACE FLOORING SYSTEMS INC	63						63	
	INTERNATIONAL BIOMED INC	31					31		
	JASPER WOOD PRODUCTS	136					136		
	KOMATSU ALBERT S	62	62						
	LAFAYETTE PHARMICAL INC	82					82		
	LEES GENERAL SERVICE CO	386				386			
	LISTA INTERNATIONAL	64				64			
	LOGISTICAL SUPPORT INC	581				581			
	LOUISIANA TECHNICAL UNIV	35						35	
	MACHINE SPECIALTY INC	35	35						
	MARCON INDUSTRIES INC	485				485			
	MC DONNELL DOUGLAS CORPORATION	50						50	
	MC KEE ROBERT E INC	63	63						
	MENASCO INC	66					66		
	MENASCO INC TEXAS DIV	15,728				15,728			
	METROPLEX HANDLING SYSTEMS INC	81				81			
	METROPLEX INC CONST INC	42				42			
	METROPLEX INDUS CONSTR INC	34	34						
	MILLER CONSTRUCTION CO	164				164			
	MOTOROLA CMNCTNS/ELECTRNCS	32				32			
	MOTOROLA INC	182	35			147			
	NICE TOOL MFG CO INC	27	27						
	PAN AMERICAN WORLD AIRWAYS INC	522				522			
	PHOTO ETCH CO INC	125				125			
	PIERCE GOODWIN & ALEXANDER	350				350			
	PLANS BRIDGE & CULVERT	2,946	2,946						
	PLASTIC FORMING INC	58				58			
	PURDY-MC GUIRE INC	123				123			
	RADIATION RESEARCH ASSOCIATES	242	92			150			
	RAMPART SERVICES INC	303				303			
	RAPICOM INC	37						37	
	ROSENBERGS HY RELIABLE MAINT	378				378			
	SANTA FE ENGINEERS INC	448	448						
	SANTA MONICA BANK	1,841		1,841					
	SEMPRE CONSTRUCTION CO INC	207	116			91			
	SINGER COMPANY THE	368				368			

PRIME CONTRACT AWARDS BY STATE, CITY AND CONTRACTOR
FISCAL YEAR 1984 (OCT - SEP)
TEXAS

LOCATION NAME	CONTRACTOR NAME	DOD TOTAL	(DOLLARS IN THOUSANDS)						
			ARMY	NAVY	AIR FORCE	DLA	OCE	ODA	
FORT WORTH	ARMOUR AND COMPANY	29	29						
	ATLAS CONTRACTORS INC	67				67			
	BECKMAN CONSTRCTN CO	117	117						
	BELL HELICOPTER TEXTRON	125			125				
	BELL HELICOPTER TEXTRON INC	10,554	10,554						
	BELL HELICOPTER/TEXTRON	471,219	380,698		83,802	2,749	3,970		
	BELL-BOEING	72,849			72,849				
	BELGATES AIRCRAFT TRIM INC	201	201						
	BRANDT A	2,406			224	2,182			
	BRANDT A COMPANY INC	2,042	67		295	1,680			
	BURRELL ROOSEVELT JR & SON INC	400	400						
	CADRE CORPORATION THE	131	131						
	CALLAHAN & ASSOCIATES	59				59			
	CAST-RITE INC	45	45						
	CCB INDUSTRIES INC	31	31						
	CCB INDUSTRIES INC	41					41		
	CCI CONSTRUCTION INC	395				395			
	CENTRAL ALARM SYSTEMS INC	42				42			
	CITY OF FORT WOTH WATER DEPT	99				99			
	COLEMAN INDUSTRIAL CONSTR	999				999			
	COMMERCIAL BUILDERS CO	69				69			
	CONTAINER MACHINERY INC	208	51			157			
	CPT OF FORT WORTH	51						51	
	CROWS SANITRY LNDFL MNGT CO	31						31	
	DAHL/BRADEN/PTM INC	38	38						
	DALWORTH/OLSON EGG FARMS INC	239				239			
	DARROW MC SPEDDEN SELLARS INC	47				47			
	DEPARTMENT OF ENERGY	110						110	
	DIGITAL EQUIPMENT CORPORATION	358				358			
	DURA-CRETE INC	216				216			
	DYNALECTRON CORPORATION	37,566			4,354	33,212			
	EASTERN AIR LINES INC	742				742			
	EMERSON ELECTRIC CO	176				176			
	EMSERCH CORPORATION	975				975			
	FIRE & TECH EQUIP CORP	2,258	593			1,665			
	FORE MACHINE SHOP	28				28			
	FREESE & NICHOLS INC	97				97			
	G & R CONSTRUCTION	42						42	
	GATEWAY FORD TRUCK SALES INC	38						38	
	GENERAL AVIATION INDUSTRIES	376	41			335			
	GENERAL DYNAMICS CORPORATION	2,189,761			183	2,189,507	71		
	GENERAL SVS ADMINISTRATION	39	39						
	GERARD METAL CRAFTSMEN IN	51						51	
	GOBER RUSSELL ARCHITECTS	37	37						
	GREER INDUSTRIES INC	1,563				1,563			
	GULLATT EDDIE F	34						34	
	H & N MACHINING INC	204				204			
	H M B CONSTRUCTION CO	135						135	

PRIME CONTRACT AWARDS BY STATE, CITY AND CONTRACTOR
FISCAL YEAR 1984 (OCT - SEP)
TEXAS

LOCATION NAME	CONTRACTOR NAME	DOD TOTAL	(DOLLARS IN THOUSANDS)					OCE	ODA
			ARMY	NAVY	AIR FORCE	DLA			
FORT HOOD	STARSTONE CONSTRUCTION CO INC	8,797	8,797						
	STRONG BILL ENTERPRISES INC	355	355						
	TAYLOR T H INC	8,033	8,033						
	TECHCRAFT INC	161	161						
	TECOM INCORPORATED	4,150	4,150						
	TEXAS A & M UNIV SYSTEM THE	274	274						
	TEXAS CAPITAL CONTRACTORS INC	1,943	1,943						
	TEXAS POWER & LIGHT COMPANY	12,984	12,984						
	THE HARVEY CO	40	40						
	THOMPSON C B CNSTR CO	6,536	6,536						
	TOTAL MAINTENANCE INC	570	570						
	TRAC-WORK INC	34	34						
	UNITED FOOD SERVICE INC	208	208						
	UNITED STATES INSTR RENTALS	70	70						
	URETHANE SPRAYTECH INC	650	650						
	WALLACE B E PRODUCTS CORP	241	241						
	WANG LABORATORIES INC	428	428						
	WATKINS & ASSOCIATES INC	35	35						
	WATOKEN INVESTMENT INC	254	254						
	WEBB ELEC CO FLA	524	524						
	WILKINSON DITCHING SERVICE	89	89						
	WILMAC CONSTRUCTORS INC	8,645	8,645						
	WINGLER SHARP ARCHTCTS PLNRS	155	155						
YANDELL & HILLER INC	170	170							
YATES, J C CONSTRUCTION CO	88	88							
ZAMORA CONSTRUCTION CO	106	106							
TOTAL - FORT HOOD		140,195	137,752			2,359		84	
FORT WORTH	A & B CONTRS EQ & SP CO	30				30			
	A & K MANUFACTURING CO INC	325		288		37			
	A BRANDT	213				213			
	A B H INDUSTRIES INC	544	423				121		
	ADVANCE PETROLEUM DISTR CO	31					31		
	AEROSPACE TECHNOLOGIES INC	8,347				8,347			
	AIRBORNE SUPPLY INC	47	47						
	AIRCO INDUSTRIES INC	31		31					
	ALBERT KOMATSU ASSOCIATES	135				135			
	ALCON LABORATORIES INC	62					62		
	ALLIED PLUMBING HTNG A/C	95				95			
	AMBER REFINING INC	2,543					2,543		
	AMERICAN AIRLINE TRNG CORP	42				42			
	AMERICAN AIRLINES INC	45			87	132			
	AMERICAN INTERNATIONAL MFG	361	184	177					
	AMERICAN MFG CO TEXAS	110	110						
	AMPEX CORPORATION	25				25			
	ANDERSON R V & SONS INC	2,405				2,405			
	ANDREWS TOWER INC	680				680			
	ARCHITECT PLUS	32	32						

PRIME CONTRACT AWARDS BY STATE, CITY AND CONTRACTOR
FISCAL YEAR 1984 (OCT - SEP)
TEXAS

LOCATION NAME	CONTRACTOR NAME	DOD TOTAL	ARMY	(DOLLARS IN THOUSANDS)				
				NAVY	AIR FORCE	DLA	OCE	DDA
FORT HOOD	INDUSTRIAL SVCS CONTR	115	115					
	INLAND SERVICE CORP	1,465	1,465					
	INTELCOM SUPPORT SERVICES	145	145					
	INTERNATIONAL BUSINESS MCHS	903	903					
	INTERNATIONAL DATA CORP	35	35					
	J & J MAINTENANCE INC	1,744	1,744					
	J R "JACK" FLANAGAN CONST	338	338					
	JENNINGS W K ELECTRIC CO INC	844	844					
	JESS OFFICE MACHINES	42	42					
	JOHNSON & WALES COLLEGE	33	33					
	JOHNSON REX K COMPANY	1,685	1,685					
	KILLEEN PEST	497	497					
	KOMATSU ALBERT S	84						84
	LABETTE COMMUNITY COLLEGE	185	185					
	LEAR SIEGLER INC	1,035	1,035					
	LOCK 26 CONSTRUCTORS	383	383					
	LONE STAR STRUCTURES	219	219					
	MCLEAN CONSTRUCTION INC	165	165					
	MECHANICAL SPECILTY INTL HSTN	84	84					
	MICHELSON ORGANIZATION	2,121	2,121					
	MID TEXAS TEL CO	474	474					
	MID-CON INC	115	115					
	MINNESOTA MINING & MFG CO	29	29					
	MONTGOMERY ELEVATOR COMPANY	35	35					
	NCR CORPORATION	57	57					
	NORTHERN TELECOM INC	102	102					
	O R I INC	145	145					
	PARKER-CROSTON PARTNERSHIP INC	356	356					
	PARKHILL SMITH & COOPER INC	44	44					
	PAULS ELECTRIC CO INC	538	538					
	PERKINS & PTRS ARCH PLNRS	41	41					
	PIERCE GOODWIN & ALEXANDER	122	122					
	PINSONS MIKE PLANE THING INC	118	118					
	PLANNED SYSTEMS INTL INC	91	91					
	QUITMAN SCHOOL DISTRICT 21	75	75					
	R H C INC	7,563	7,563					
	R T F INDUSTRIES INC	300	300					
	RADIAN CORPORATION	51	51					
	RAYTHEON COMPANY	87	87					
	RED EAGLE CONSTR CO	771	771					
	RETAIL INVENTORY SERVICE INC	40	40					
	RICHARDSON J K COMPANY	1,662	1,662					
	RICHARDSON TILE & PLASTER INC	348	348					
	RILEY H M PAINTING CONTRACTOR	114	114					
	SOFTWARE A G OF N AMERICA	48	48					
	SPECTRUM LEASING CORP	215	215					
	SPENCER ENGINEERS INC	92	92					
	SPORTSMIND INC	143	143					

PRIME CONTRACT AWARDS BY STATE, CITY AND CONTRACTOR
FISCAL YEAR 1964 (OCT - SEP)
TEXAS

LOCATION NAME	CONTRACTOR NAME	DOD TOTAL	ARMY	(DOLLARS IN THOUSANDS)				
				NAVY	AIR FORCE	DLA	OCE	ODA
FORT HOOD	BOYD INTERNATIONAL LTD INC	6,048	6,048					
	BRAZOS RECORD & TV INC	200	200					
	BURRELL ROOSEVELT JR & SON INC	888	888					
	CALCOM INC	480	480					
	CALHOUN TUNGATE JACKSON DILL	89-	89-					
	CALI GROUP INC THE	146	146					
	CARDIO-GRPHC CONSLTNTS	50	50					
	CEN/CJ ASSOCIATED	89	89					
	CENTEL COMMUNICATINS INC DEL	158-	158-					
	CENTRAL TEXAS CLARKLIFT INC	71	71					
	CENTRAL TX UNION JR CLLG	632	632					
	CHILTON ENGINEERING	199	199					
	CJA MACHINERY INC	76	76					
	COLLINS SIDING COMPANY	462	462					
	COMDISCO INC DEL	60	60					
	COMPUTER CORPORATION	123	123					
	COOK GEO F CONSTR CO INC	3,595	3,595					
	CRAWFORD TECHNICAL SERVICE	719	719					
	CROWN LAUNDRY & DRY CLNRS	252	252					
	CUSTOM STEEL STRUCTURES INC	1,452	1,452					
	DATAGRAPHIX INC	37	37					
	DATRONIC SYSTEMS INC	241	241					
	DAWES GUY CONSTRUCTION CO	38	38					
	DELS ELECTRIC COMPANY INC	341	341					
	DOUFAS PAINTING CONTRACTORS	80	80					
	DUNAWAY & JONES ARCHITECTS	34	34					
	E & W PLMBNG & HTNG CO	923	923					
	EAGLE TECHNOLOGY INC	78	78					
	EASTMAN KODAK COMPANY	79	79					
	EATON CORPORATION	2,359						
	EMERSON CONSTRUCTION CO INC	1,241	1,241					2,359
	ENSERCH CORPORATION	6,878	6,878					
	ERICKSON/LEBOW	33	33					
	FINDLEY D J & CO	30	30					
	FORD UNIV CRPT/CONST INC	3,366	3,366					
	FOSTER HENRY HENRY AND THORPE	67	67					
	GEER ODELL CONSTRUCTION CO INC	698	698					
	GOETTING & ASSOC INC	88	88					
	HALLUM A V ARCHTCTS & PLNRS	37	37					
	HAYDAY INC	27	27					
	HEIGHTS PAVING INC	659	659					
	HELLMUTH OBATA & KASSABAUM INC	575	575					
	HEWLETT-PACKARD COMPANY	26	26					
	HOGAN CONSTRUCTION INC	153	153					
	HOLLOWAY WELDING & PIPING CO	169	169					
	HOWERTON ASSOCS ARCHITECTS	111	111					
	HUGHES AIRCRAFT COMPANY	1,317	1,317					
	I M R SYSTEMS CORP	215	215					

PRIME CONTRACT AWARDS BY STATE, CITY AND CONTRACTOR
FISCAL YEAR 1984 (OCT - SEP)
TEXAS

LOCATION NAME	CONTRACTOR NAME	DOD TOTAL	ARMY	(DOLLARS IN THOUSANDS)				
				NAVY	AIR FORCE	DLA	OCE	ODA
FORT BLISS	SOUTH WEST INDUS RESOURCES	689	689					
	SOUTHERN UNION COMPANY	1,350	1,350					
	SOUTHWEST TENSION SYSTEMS INC	160	160					
	STATEN GEORGE & ASSOCIATES INC	154	154					
	STORAGE TECHNOLOGY CORPORATION	57	57					
	SUNBELT ELECTRICAL COMPANY INC	327	327					
	SYSTEM DEVELOPMENT CORPORATION	39	39					
	THERMAL CONTROL INC	98	98					
	THERMODYN MECHANICAL CONTRS	424	424					
	TILBURY INC	1,057	1,057					
	TOWNE SERVICE OF EL PASO INC	33	33					
	TRANSCO PACIFIC CO	434	434					
	UNITED FOOD SERVICE INC	2,327	2,327					
	UNITED TECHNOLOGIES	30	30					
	URBAN GENERAL CONTRACTORS INC	4,364	4,364					
	WALKER LANCE	207	207					
	WEBSTER UNIVERSITY	80	80					
	WHOLESOME DAIRY INC	808	808					
	WINTON HOMES INC	148	148					
	YEVRAH TAXI INC	192	192					
5427 AMHERST LTD	156	156						
TOTAL - FORT BLISS		86,118	86,082				58	
FORT DAVIS	UNIVERSITY OF TEXAS SYSTEM	32			32			
FORT HOOD	ACE PIPE CLEANING INC	27	27					
	ACME ELECTRIC INC	209	209					
	ADDRESSOGRAPH FARRINGTON INC	40	40					
	ALEMEN FOOD SERVICE INC	4,899	4,899					
	ALGERNON BLAIR INC	256	256					
	ALLEN & HOSHAL INC	179	179					
	ALLEN H V CO	234	234					
	AMERIKO MAINT CO INC	960	960					
	ANGLIN OFFICE EQUIPMENT	69	69					
	APPLIED DATA RESEARCH INC	44	44					
	AQUA-FAB SUPPLY COMPANY	606	606					
	ARCHITECT PLUS	85	85					
	AUS-TEX	328	328					
	B & C ELECTRIC	86	86					
	BANDAS INDUSTRIES INC	185	185					
	BARDWELL SERVICE & SALES	33	33					
	BARNES PLUMBING COMPANY INC	38	38					
	BDM CORPORATION THE	10,958	10,958					
	BECTON DICKINSON	54	54					
	BEL-TEX CONSTRUCTION CO INC	1,955	1,955					
BELL CNTY WTR CNTL & IMPT	1,134	1,134						
BENICIA CITY OF	984	984						
BOHANNON-HUSTON INC	421	421						

LOCATION NAME	CONTRACTOR NAME	DCD TOTAL	ARMY	(DOLLARS IN THOUSANDS)				
				NAVY	AIR FORCE	DLA	OCE	ODA
FORT BLISS	HUGHES AIRCRAFT COMPANY	6,481	6,481					
	I AIR SYSTEMS INC	321	321					
	INDUSTRIAL AIR SYSTEMS INC	608	608					
	INTER BUSINESS MACHINES	171	171					
	INTERNATIONAL BUSINESS MCHS	290	290					
	J A R CONCRETE INC	711	711					
	J T CONSTRUCTION CO INC	2,283	2,283					
	JACKSON GLASS INC	58	58					
	JAMES F T CONSTRUCTION	606	606					
	KAHNS BAKERY INC	502	502					
	KOHLHAASTANK & EQUIPMENT CO	27	27					
	LANGFORD ANDERSON THACKER INC	36	36					
	LEEDSHILL HERKENHOFF INC	95	95					
	LEEDSHILL-HERKENHOFF INC	94	94					
	LITTON SYSTEMS INC	3,692	3,692					
	LOWMAN R D GEN CONTRTR INC	2,093	2,093					
	MARTINEZ JAKE ENTERPRISES INC	155	155					
	MATYEAR CONSTRUCTION CO INC	1,143	1,143					
	MCCORMICK EDWARD E AIA	59	59					
	MCGOLDRICK PATRICK J	85	85					
	MONTGOMERY ELEVATOR COMPANY	49	49					
	MOTOROLA INC	48	48					
	NELSON ERECTION CO INC	158	158					
	NEW MEXICO MECHANICAL CONTR	390	390					
	NEW-TEX REHAB CORPORATION	305	305					
	NO K M & ASSOCIATES INC	53	53					
	NORTHROP CORPORATION	54	54					
	NORTHROP SERVICES INC	185-	185-					
	PARK COLLEGE	86	86					
	PARKHILL SMITH & COOPER INC	53	53					
	PILOT VENTILATION CLEANING CO	43	43					
	POLMETTA SERVICE CORP	482	482					
	PRATI & PRATI GENERAL CONTRS	2,526	2,526					
	PRIDE BUILDING MAINTENANCE	260	260					
	PRIME ROOFING INC	533	533					
	PRUITT CONSTRUCTION CO INC	58	58					
	R R & R SECURITY COMPANY	25	25					
	RAYTHEON COMPANY	3,690	3,690					
	RCA CORPORATION	128	128					
	ROBERTS&SONS SANITATION CO	205	205					
	ROOF BUILDERS INC	1,853	1,853					
	SANDERS ASSOCIATES INC	269	269					
	SANDERS MC CALL	66	66					
	SANTA FE ENGINEERS INC	164	164					
	SERAPHIN TEST MEASURE CO	35	35					
	SILVERTON CONSTRUCTION CO INC	7,976	7,976					
	SIMMONS BLDRS GENRL CONTRS INC	957	957					
	SMITH AND AGUIRRE CONSTR CO	590	590					

PRIME CONTRACT AWARDS BY STATE, CITY AND CONTRACTOR
FISCAL YEAR 1984 (OCT - SEP)
TEXAS

LOCATION NAME	CONTRACTOR NAME	DOD TOTAL	(DOLLARS IN THOUSANDS)						
			ARMY	NAVY	AIR FORCE	DLA	OCE	ODA	
FORT BLISS	BROOKS SHEET METAL INC	65	65						
	C H A INC	683	683						
	CARRIZAL COMPANY	658	658						
	CARRIZAL JOE CONTRACTOR INC	1,087	1,087						
	CEKIC MIKE	298	298						
	CEN/CJ ASSOC J/V	155	155						
	CEN/CJ ASSOCIATED	60	60						
	CENTRAL INSTALLATION CO	91	91						
	COATS POTTERY INC	395	395						
	COLSA INC	151	151						
	COMMAND CNTRL & COMM CORP	1,546	1,546						
	CREAMLAND DAIRIES INC	398	398						
	D W S INC	1,629	1,629						
	DANNENBAUM ENGINEERING CORP	25	25						
	DATAPoint CORPORATION	30	30						
	DAWSON & ASSOCIATES INC	182	182						
	DIVERSIFIED THNCL SR INC	1,751	1,751						
	DOSS AVIATION INC	776	776						
	DOUGLASS BROS INC	36	36						
	DUNAWAY & JONES ARCHITECTS	61	61						
	EASTWOOD BUSINESS MACHINES	46	46						
	EDWARD E MCCORMICK AIA	38	38						
	EL PASO BUILDERS INC	438	438						
	EL PASO CNTY COMMNTY CLGE DST	62	62						
	EL PASO DUNN ELECTRIC COMPANY	313	313						
	EL PASO ELECTRIC CO	2,856	2,856						
	EL PASO PUBLIC SCHOOLS	429	429						
	EL PASO WATER UTILITIES	426	426						
	ELIAS BROTHERS INC	943	943						
	EMPIRE WAREHOUSE CO	126	126						
	FALDERETE GENERAL CONTRACTORS	641	641						
	FANNING FANNING & AGNEW INC	165	165						
	FISCHER ASSOCIATES	80	80						
	FORD AEROSPACE & COMMUNCTNS	3,000	3,000						
	FOOTS GOMEZ MOORE INC	639	639						
	FREESE & NICHOLS INC	97	97						
	GARICK ELECTRIC COMPANY INC	168	168						
	GENERAL SVCS ADMINISTRATION	115	115						
	GLOBE MASTER MECHANICAL CONTR	93	93						
	GOODWIN/BORUNDA J V	38	38						
	GREAT AMERICAN ICE INC	26	26						
	GULF SOUTH RESEARCH INSTITUTE	56							56
	H F E INC	90	90						
	HARRIS STM PST CNTRL INC	2,298	2,298						
	HAWTHORNE AVIATION	115	115						
	H3-TEK SOUND AND SIGNAL INC	33	33						
	HIGGINS & MAY INC CONSLTG ENGR	27	27						
	HOLMES & NARVER INC	34	34						

PRIME CONTRACT AWARDS BY STATE, CITY AND CONTRACTOR
FISCAL YEAR 1964 (OCT - SEP)
TEXAS

LOCATION NAME	CONTRACTOR NAME	DOD TOTAL	(DOLLARS IN THOUSANDS)					
			ARMY	NAVY	AIR FORCE	DLA	OCE	ODA
EL PASO	ROCKWELL INTERNATIONAL CORP	5,347		5,347				
	SAVAGE OIL CO	41				41		
	SMITH BASIL ENGINEERING CO INC	42	42					
	SMITHKLINE BECKMAN CORPORATION	78	78					
	SOUTHERN UNION COMPANY	2,619	2,619					
	SUNSHINE SERVICE	64	64					
	SUNSHINE SVCS INC	97	97					
	SURGIKOS INC	60					60	
	TANDY CORPORATION DEL	36	36					
	TECHNICON INSTRMNTS CORP	35	35					
	TEXAS SECURTY POLICE	49	49					
	TRAVENOL LABORATORIES INC DEL	41	41					
	UNIVERSITY OF TEXAS SYSTEM	85				30		35
	VALLEY EQUIPMENT CO INC	32	32					
	WEST TX MDCL SPCLTS EL PS INC	36	36					
	WESTEX ENERGY CO	194						194
	XEROX CORPORATION	161	161					
TOTAL - EL PASO		107,924	25,545	5,521	363	74,456	2,039	
ENBELMAN	RIGHT AWAY FOODS CORP	60				60		
ENNIS	S & S GROUNDS MAINTENANCE	28					28	
EULESS	AMERICAN AIRLINES INC	92			92			
	BEI ELECTRONICS INC	2,863	2,863					
	DEL NORTE TECHNOLOGY INC	409		366			43	
	EULESS AERO COMPONENTS INC	792	643			149		
	INSTRUMENT SPECIALTY CO INC	215	215					
	MENASCO INC	2,608				2,608		
	MENASCO INC TEXAS DIV	4,579		335		4,244		
	SOUTHWEST GRINDING & MFG	158	158					
TOTAL - EULESS		11,400	3,563	701	6,944	149	43	
FORT BLISS	A & M PLUMBING HEATING & COOLG	278	278					
	AAA CLEANER & LAUNDRY	63	63					
	ALICE ROOFING & SHT MET WKS	385	385					
	AMERICAN RENTAL SYSTEM	276	276					
	AMERICAN TELEPHONE & TELG CO	475	475					
	ASSOCIATED CLEANING INC	45	45					
	BANES CO THE	96	96					
	BANES COMPANY THE	874	874					
	BEECH AEROSPACE SERVICES INC	138	138					
	BLAIR-HALL CO INC	99	99					
	BOEING COMPANY INC THE	5,589	5,589					
	BOLANOS CONSTRUCCION	261	261					
	BORDER PRE-CAST CONCRETE INC	397	397					
	BOWEN MBL HM SLS LSNG INC	50	50					
	BOYD W R INC	110	110					

PRIME CONTRACT AWARDS BY STATE, CITY AND CONTRACTOR
FISCAL YEAR 1984 (OCT - SEP)
TEXAS

LOCATION NAME	CONTRACTOR NAME	DOD TOTAL	(DOLLARS IN THOUSANDS)						
			ARMY	NAVY	AIR FORCE	DLA	OCE	ODA	
EL PASO	CREAMLAND DAIRIES INC	70	70						
	DESERTAIRE OIL & GAS CO	756	756						
	DIGITAL EQUIPMENT CORPORATION	366	366						
	DIVERSIFIED TECHNICAL SERVIC	1,409	1,409						
	EASTMAN KODAK COMPANY	108	108						
	EL PASO CNTY COMMNTY CLGE DST	38	38						
	EL PASO ELECTRIC CO	5,883	5,883						
	EL PASO LIGHTHOUSE FOR BLIND	96					96		
	EL PASO PUBLIC SCHOOLS	287	287						
	EL PASO WATER UTILITIES	367	367						
	ELIAS BROTHERS INC	1,596						1,596	
	EMPIRE MCHNCL CONT INC	62	62						
	FISCHER KEIRSEY CORDOVA	33	33						
	GARLAND HILLES AIA ARCHITECTS	224	224						
	GENERAL ELECTRIC COMPANY	26	26						
	GTE LENKURT INC	47				47			
	HALCO CONSTRUCTION CO INC	29	29						
	HARTEC ENTERPRISES INC	295	295						
	HARTEC ENTERPRISES INC	174			174				
	HARTEC ENTERPRISES INC	1,205				65	1,140		
	HERNANDEZ OFFICE MACHINES INC	40	40						
	HEWLETT-PACKARD COMPANY	132	132						
	HOMESTEAD HOUSE INC	41	41						
	INTER BUSINESS MACHINES	265	265						
	INTERNATIONAL BUSINESS MCHS	425	425						
	JACKSON GLASS INC	82	82						
	KNC INC	310						310	
	KUYKENDALL MC COMBS & ASSOC	184	184						
	LANGFORD ANDERSON THACKER INC	31	31						
	LONE STAR SANITARY SERVICE	91	91						
	LOWMAN R D GEN CONTRTR INC	325	158			167			
	MANAGEMENT ASST CORP OF AMERIC	67	67						
	MARION LABORATORIES INC	168					168		
	MC CARTY CORPORATION THE	260	260						
	MC KEE SERVICE AGENCY INC	33	33						
	MEDTRONIC INC	46	46						
	MISSION INDUSTRIES	29	29						
	MOGAS INC	42					42		
	MOHAWK INDUSTRIAL SUPPLY INC	43					43		
	MOORE SERVICE INC	54				54			
	NAVAJO REFINING COMPANY	60,566					60,566		
	NEW MEXICO STATE UNIVERSITY	98						98	
	NEW-TEX REHAB CORPORATION	405	405						
	PLASTIC BINDING CORP	82					82		
	RAYTHEON COMPANY	6,527	6,527						
	RESEARCH ANALYSIS MNTNCE INC	1,511	1,511						
	REYEX CORPORATION	310	310						
	ROBINSON RESOURCE DEV CO	33	33						

PRIME CONTRACT AWARDS BY STATE, CITY AND CONTRACTOR
FISCAL YEAR 1984 (OCT - SEP)
TEXAS

LOCATION NAME	CONTRACTOR NAME	DOD TOTAL	(DOLLARS IN THOUSANDS)					ODA
			ARMY	NAVY	AIR FORCE	DLA	OCE	
DEL RIO	CENTRAL PWR/LGHT CO	2,555			2,555			
	STANLEY CONSULTANTS INC	41					41	
TOTAL - DEL RIO		2,945			2,752	152	41	
DENISON	AMIS MATERIALS COMPANY	200					200	
	LATTIMORE MATERIALS COMPANY	47					47	
	MODERN SYSTEMS INC	239					239	
TOTAL - DENISON		486					486	
DENTON	BATTELLE MEMORIAL INSTITUTE	57	57					
	NORTH TEXAS STATE UNIVERSITY	309						
	PALCO INDUSTRIES INC	25		252	57	25		
	PHILLIPS & JORDAN INC	10,000					10,000	
	SCOTT INSTRUMENTS CORPORATION	300						300
	TEXAS STATE DPT OF HIGHWAY	216					216	
TOTAL - DENTON		10,907	57	252	57	25	10,216	300
DENTON	CONNELL WALLACE S	163					163	
	FERM & COMPANY	1,700					1,700	
	KOMATSU ALBERT S	32					32	
	NORTH TEXAS STATE UNIVERSITY	200	200					
	TEXAS STATE OF	647					647	
TOTAL - DENTON		2,742	200				2,542	
DESOTO	PARKER & SHANE	221			221			
	PARKER-SHANE COMPANY	218			218			
TOTAL - DESOTO		439			439			
DEW	SANTA MONICA BANK	55			55			
EDINBURG	RIGHT AWAY FOODS CORP	6,426					6,426	
EL PASO	A & M PLUMBING HEATING & COOLG	83	83					
	AMERICAN HOSPITAL SUPPLY CORP	157					157	
	AMERICAN RENTAL SYSTEM	115	115					
	AMRAY INC	226	226					
	ARIZONA MEDICAL SUPPLY CO INC	30	30					
	AZAR NUT COMPANY	541					541	
	BFA N M CORP	460	460					
	BGC GROUP INC THE	95	95					
	BUSINESS PRDCTS SVCS INC	154	154					
	C G R MEDICAL CORPORATION	46	46					
	C M A INC	295	295					
	C V L INC	80					80	
	CCP MFG CORP	125					125	
	CITY OF EL PASO	11,121					11,121	
	COLSA INC	99	99					
	COULTER ELECTRONICS INC	29	29					

PRIME CONTRACT AWARDS BY STATE, CITY AND CONTRACTOR
FISCAL YEAR 1984 (OCT - SEP)
TEXAS

LOCATION NAME	CONTRACTOR NAME	DOD TOTAL	(DOLLARS IN THOUSANDS)						
			ARMY	NAVY	AIR FORCE	DLA	OCE	ODA	
DALLAS	TEXAS INSTRUMENTS INC	1,138				1,138			
	TEXAS INSTRUMENTS INC	28				28			
	TEXAS INSTRUMENTS INCORPORATED	509,858	218,705	183,068	106,827	443		1,015	
	TEXAS PARTS & SERVICE CO	44	44						
	THE UNIVERSITY OF TEXAS	63			63				
	THYSSEN-BORNEMISZA INC	36	36						
	TYMSHARE INC	3,230					3,230		
	U T L CORPORATION	8,589	8,589						
	UNCLE BENS INC	61				61			
	UNITRON INCORPORATED	436	44	94	298				
	VISION INDUSTRIES CORP	647				647			
	VOUGHT CORP	320	320						
	VOUGHT CORP	5,882		5,882					
	WANG LABORATORIES INC	39	39						
	WEBB ELEC CO FLA	913			913				
	WHITE L D ASC INC	141			141				
	WORMALD FIRE SYSTEMS INC	36			36				
	XEROX CORP	40	40						
	XEROX CORP OFFICE PRODUCT	4,247			4,247				
	XEROX CORP SYSTEM DIV	78			78				
XEROX CORPORATION	2,035	261		775	574		425		
TOTAL - DALLAS		1,053,267	353,927	332,455	280,462	76,875	6,301	3,247	
DALLAS-FORT WORTH RE	AMERICAN AIRLINES INC	21,951			21,951				
	FORNEY ENGRG CO	50		50					
	LTV AEROSPACE AND DEFENSE CO	299			299				
	SANTA MONICA BANK	737			115	852			
	TEXAS INSTRUMENTS INCORPORATED	3,606			3,606				
TOTAL - DALLAS-FORT WORTH RE		26,643		3,840	22,803				
DANBURY	UNION CARBIDE CORPORATION	83			83				
DAWSON	BAILEY ROBERT	42					42		
	CHRISTIANSEN KEN PAINTING INC	58					58		
TOTAL - DAWSON		100					100		
DECATUR	NEW MEXICO METALS INC	34						34	
DEER CREEK	NUCLEAR SUPPORT SERVICES INC	266					266		
DEER PARK	ROLLINS ENVIRONMENTAL SVS NJ	43					43		
	SHELL OIL CO	205,291					205,291		
	SHELL OIL COMPANY	20,448					20,448		
	UNION CARBIDE CORPORATION	196				196			
TOTAL - DEER PARK		225,978				196	225,782		
DEL RIO	AMCO INC	152					152		
	ARROW SHEET METAL	197				197			

PRIME CONTRACT AWARDS BY STATE, CITY AND CONTRACTOR
FISCAL YEAR 1984 (OCT - SEP)
TEXAS

LOCATION NAME	CONTRACTOR NAME	DOD TOTAL	(DOLLARS IN THOUSANDS)						
			ARMY	NAVY	AIR FORCE	DLA	OCE	ODA	
DALLAS	MIT-CON INC	1,467		1,467					
	MOODY-DAY INC	153	153						
	MOTOROLA COMMUNICATIONS PARTS	54						54	
	MOTOROLA INC	189	76			113			
	MULTI-AMP CORPORATION	248			51	109		88	
	NAGY CONSTRUCTION COMPANY	474			474				
	NAMD INDUSTRIES INC	269				269			
	NATIONAL CONNECT-TRONIX	40					40		
	NEOGARD CORPORATION	298			298				
	NEOSHO CONSTRUCTION CO INC	2,000							2,000
	OPTIC-ELECTRONIC CORP	16,155	16,083	66	72				
	PHILIPS INFRMTN SYS INC	86	86						
	PIEPER, HOWARD AND ASSOCIATES	51			51				
	PROCTER & GAMBLE DISTRG CO	34					34		
	PURITAN-BENNETT CORPORATION	30	30						
	PVCA INDUSTRIES INC	42			42				
	R J REYNOLDS	1,131				1,131			
	RGM CONSTRUCTION CO INC	194	194						
	RICHARDSON-VICKS INC	49						49	
	ROCHESTER GAUGES INC OF TEXAS	32						32	
	ROCKWELL INTERNATIONAL	2,002			705		1,297		
	ROCKWELL INTERNATIONAL CORP	43,564	157		18,465		24,942		
	RODGERS W W & SONS PRODUCE	647							647
	ROEGELEIN COMPANY THE	54							54
	RUPP & BOWMAN COMPANY THE	69	69						
	SCIENTIFIC SYSTEMS INC	253				253			
	SINGER CO KEARFOTT DIV	51						51	
	SMITH & WARDER INC	29			29				
	SMITH, TIM CONSTRUCTION	197			197				
	SOLAR TURBINES INCORPORATED	98					98		
	SONY CORP OF AMERICA	78					78		
	SOUTHERN METHODIST UNIV	1,168			138		330		700
	SOUTHERN PACIFIC COMPANY	67							67
	SOUTHWEST RESEARCH INSTITUTE	45	45						
	ST CHARLES MANUFACTURING CO	6	6						
	STANDARD MANUFACTURING CO	1,212	93		639		2,046		102
	STEWART & STEVENSON SVC INC	40	40						
	STORM VULCAN DIV	71			71				
	SUNARHAUSERMAN INC	104					104		
	SUPERIOR PACKING CO	41							41
	SUPPORT TERMINAL SERVICES INC	555							555
	SUPREME BEEF PROCESSORS INC	33,103							33,103
	SUTTON RECOVERY SEPTEM INC	98							98
	TALLEY INDUSTRIES INC	3,401	3,401						
	TALLEY SERVICES INC	33	33						
	TAMAR DEVELOPMENT CO INC	127			127				
	TETRADYNE CORPORATION	62	62						
	TEXAS INSTRUMENTS	58					58		

PRIME CONTRACT AWARDS BY STATE, CITY AND CONTRACTOR
FISCAL YEAR 1984 (OCT - SEP)
TEXAS

LOCATION NAME	CONTRACTOR NAME	DOD TOTAL	(DOLLARS IN THOUSANDS)					OCE	ODA
			ARMY	NAVY	AIR FORCE	DLA			
DALLAS	GANDALF DATA INC	33				33			
	GENERAL DATA COMM INDUST	27						27	
	GENERAL DYNAMICS CORPORATION	294				294			
	GENERAL ELECTRIC COMPANY	119	119						
	GENERAL ELECTRIC SERVICE	37						37	
	GENERAL MILLS INC	25				25			
	GENERAL REGULATOR DIV	40			40				
	GEOTRONIC LABORATORIES INC	41	41						
	GOULD INC	38				38			
	GRENELEFE HOTEL	288	288						
	GULF TEX RESOURCES INC	28,704					28,704		
	GUTIERREZ SMOUSE WILMUT	183	102		81				
	HALL-MARK ELECTRONICS CORP	40					40		
	HARRILL ELECTRICAL INC	689			689				
	HILL COUNTY ELECTRIC COOP	56						56	
	HOKI INC NY CORP	29				29			
	HOOVER SYSTEMS	44				44			
	HUNT OIL COMPANY	566					566		
	HUTCH INC	1,139			1,139				
	HYDROSCIENCE INC	6,114			6,114				
	IBM DALLAS PRODUCTS CENTE	34						34	
	INCO UNITED STATES INC	43					43		
	INFORMATICS GENERAL CORP	65			65				
	INSTRUMENT TECH CORP	306	252		54				
	INSTRUMENT TECH CORP	224					224		
	INTELCOM SUPPORT SERVICES	477			477				
	INTERNATIONAL BUSINESS MCHS	35			35				
	JAM CREATIVE PRODUCTIONS INC	47				47			
	KENTRON INTERNATIONAL	1,070	903		167				
	KENTRON INTERNATIONAL, INC	5,925			3,516	2,409			
	KENTRON INTL INC	993	993						
	KINCHELOE R P CO	43				43			
	KING OF TEXAS ROOFING INC	28			28				
	L M & E CO INC	497	66		132	229	70		
	LILLY ELI AND COMPANY	27	27						
	LONG MILE RUBBER COMPANY	320	320						
	LOVE SOL MR	46						46	
	LTV AEROSPACE AND DEFENSE CO	319,005	85,221	104,421		127,859	1,504		
	MACK TRUCKS INC	29	29						
	MANTECH INTRNTL CORP	10,657	10,657						
	MBI INC	102	102						
	MEMOREX CORP	42				42			
	METRO CONTRACTING SERVICES	50				50			
	METROPLEX INC CONST INC	208			208				
	MICRO SCIENCES INC	397			397				
	MILLER WILLS AVIATION INC	94					94		
	MILPAC PACKAGING & CRATING INC	89	89						
	MINNESOTA MINING & MFG CO	64	64						

PRIME CONTRACT AWARDS BY STATE, CITY AND CONTRACTOR
FISCAL YEAR 1984 (OCT - SEP)
TEXAS

LOCATION NAME	CONTRACTOR NAME	DDO TOTAL	(DOLLARS IN THOUSANDS)					DD
			ARMY	NAVY	AIR FORCE	DLA	OCE	
FORT WORTH	SKIHI ENTERPRISES	169			169			
	SKIHI ENTERPRISES INC	91			91			
	SKYLINE INDUSTRIES INC	213	101	37	34	41		
	SOUTHERN ORDNANCE INDUSTRIES	489	489					
	SOUTHWEST INDUSTRIAL SERVICE	31			31			
	SOUTHWESTERN BELL TEL CO	508			508			
	SPERRY CORPORATION	997			997			
	SPINKS INDUSTRIES INC	1,518	1,401				117	
	STERLING MFG AND SUPPLY INC	84					84	
	STRATOFLEX INC	632	376		98	38	120	
	STURMCRAFT CO INC	221				221		
	SWIECO INC	34			34			
	T M SERVICE CO INC	29				29		
	TANDY CORPORATION DEL	2,443	279		69			2,09
	TAP-PAK INC	30					30	
	TEXAS CHRISTIAN UNIVERSITY	347	229			86		3
	TEXAS ELECTRIC CO ADM OFFICE	2,900				2,900		
	TEXAS JANITORIAL SUPPLY	91				91		
	TEXAS JET INC	95					95	
	TRANS COMMERCE TRADE CO	405	405					
	U S COLD STORAGE OF HAWAII INC	536					536	
	UNITED AEROSPACE	52	52					
	UNITED STATES CRYSTAL CORP	90					90	
	UNITED TECHNOLOGIES CORP	860	860					
	UNITED WORTH HYDROCHEM CO	68				68		
	WANG LABORATORIES INC	58	58					
	WARNER & SWASEY CO	65			65			
	WEITZUL CONSTRUCTION INC	1,128	1,128					
	WILLIAMS INSTRUMENTS INC	988				795	203	
	WILSON ED A INC	62				62		
WOOD E O COMPANY INC	73	73						
WRIGHT-RICH ASSOCIATES INC	89	89						
WS AND J INC	50				50			
XEROX CORP	62						62	
XEROX CORPORATION	52						52	
TOTAL - FORT WORTH		2,873,358	414,131	166,080	2,260,776	9,272	972	2,12
FREDERICKSBURG	FRED-TEX MACHINERY CO INC	222			50		172	
	FREDTEX MACHINERY	94					94	
	S R M MFG CO	2,541			1,907	569	65	
	SUNDAY HOUSE FOODS INC	81					84	
TOTAL - FREDERICKSBURG		2,941		1,957	569	415		
FREEPORT	BEAN DREDGING CORPORATION	347						347
	BOMAR OIL INC	32,896					32,896	
	CAREY PETROLEUM LIMITED	10,058					10,058	
	COASTAL REFINING & MARKETING	98,520					98,520	
	GARCIA AL M JR	45						45

PRIME CONTRACT AWARDS BY STATE, CITY AND CONTRACTOR
FISCAL YEAR 1984 (OCT - SEP)
TEXAS

LOCATION NAME	CONTRACTOR NAME	DOD TOTAL	(DOLLARS IN THOUSANDS)					OCE	ODA
			ARMY	NAVY	AIR FORCE	DLA			
FREEPORT	GULF OIL TRADING CO LTD	61,066					61,066		
	LTV AEROSPACE AND DEFENSE CO	234	234						
	MID-GULF INDUSTRIAL INC	14						14	
	PHIBRO-SALOMON INC	62,637					62,637		
	T W OIL HOUSTON INC	34,777					34,777		
TOTAL - FREEPORT	TEXACO INC	10,551					10,551		
		311,145	234				310,505	406	
FRESNO	SCHMIDT MFG	59		59					
FRIENDSWOOD	CLOVER AERO INC	80			80				
GAINESVILLE	OLDEN CRAIG INC	86						86	
GALVESTON	COOPER INDUSTRIES INC	435						435	
	E-SYSTEMS INC	33							33
	HOUSTON MARINE SERVICES INC	119						119	
	MARINE AUTOMATED SYSTEM	133						133	
	MC KNIGHT LITTLE & MC GINNES	292						292	
	STRACHAN SHIPPING CO INC	85	85						
	STUYVESANT DREDGING COMPANY	1,500						1,500	
	TELEDYNE INC	376			376				
	TODD SHIPYARDS CORPORATION	7,291			2,791			4,500	
	TRACOR MARINE INC	80			80				
	UNIVERSITY OF TEXAS SYSTEM	265	107		158				
WISCONSIN INDUSTRIAL FUEL OIL	343					343			
TOTAL - GALVESTON		10,952	192	3,405		343	6,979	33	
GARLAND	DANIELS MACHINE SHOP	69	69						
	E-SYSTEMS INC	51				51			
	KRAFT INC	121				121			
	MARMON MOTOR COMPANY	101				101			
	MARRC CORPORATION	25				25			
	MICROPAC INDUSTRIES INC	167		167					
	PRECISION CABLE MANUFACTURING	255	181				74		
	SAN/BAR CORP OF TEXAS	125					125		
	SCIENTIFIC COMMUNICATIONS INC	420			254		29		
	SPACE CORP	1,320					1,320		
	TELEDYNE INDUSTRIES INC	157					157		
	TEPCO INC	114					114		
	UNITRON INCORPORATED	674					674		
	VARGO INC	7,406	1,999	4,707			700		
TOTAL - GARLAND		11,005	2,249	5,128	3,292	199		137	
GARLAND	ALDRICO INC	32-				32-			
	ALEPH INC	815	255			560			
	E-SYSTEMS INC	2,476		1,481		995			
	GRAYBAR ELECTRIC COMPANY INC	60					60		

PRIME CONTRACT AWARDS BY STATE, CITY AND CONTRACTOR
FISCAL YEAR 1984 (OCT - SEP)
TEXAS

LOCATION NAME	CONTRACTOR NAME	DDO TOTAL	(DOLLARS IN THOUSANDS)						
			ARMY	NAVY	AIR FORCE	DLA	OCE	ODA	
GARLAND	INTERCNTNNTL MFG CO INC	17,116	16,510	606					
	KRAFT INC	179				179			
	MARLOW INDUSTRIES INC	5,716	5,445	271					
	MARMON MOTOR COMPANY	279				279			
	MICROPAC INDUSTRIES INC	432		432					
	PRECISION CABLE MANUFACTURING	104					104		
	SAN/BAR CORP OF TEXAS	218					218		
	SATELLINK INC	70				70			
	SCIENTIFIC COMMUNICATIONS INC	2,902	1,115	1,395		178		28	186
	SPACE CORP	38				38			
	STERLING TELECOMMUNICATION S	92						92	
	TELEDYNE INDUSTRIES INC	40				40			
	UNITRON INCORPORATED	1,132				1,132			
	VARO ELECTRON DEVICES	497	497						
	VARO INC	247	247						
	VARO INC	4,386	4,386						
	VARO INC	3,340	3,163		177				
VARO INC	72			72					
VARO INC	4,328			2,287		299	1,742		
VEC TECHNOLOGY CORPORATION	99			99					
TOTAL - GARLAND		44,606	31,618	6,820	3,738	2,244		186	
GARLAND AIR NATIONAL	MARMON MOTOR COMPANY	1,519		1,519					
GATESVILLE	CUSTOM STEEL STRUCTURES INC	196	196						
	KALYN INCORPORATED	1,265	1,265						
TOTAL - GATESVILLE		1,461	1,461						
GEORGETOWN	SCIENTIFIC MKT INST LAB EQ	36	36						
GLADEWATER	AEROSPACE TECHNOLOGY	74	74						
GONZALES	R T C INC	34-					34-		
GRAHAM	GRAHAM MAGNETICS INC	84				84			
	SOUTHERN BLEACHER CO INC	71				71			
TOTAL - GRAHAM		155				155			
GRANBURY	GRANTEX INDUSTRIES	32	32						
	GRANTEX INDUSTRIES INC	37	37						
	GRANTEX INDUSTRIES INC	29	29						
TOTAL - GRANBURY		98	98						
GRAND PRAIRIE	AMERICAN HOSPITAL SUPPLY CORP	33				33			
	AMERICAN SCIENTIFIC PROD	109	109						
	AMETEK INC	29			29				
	APACHE ENTERPRISES INC	137	105					32	
	ASTRO PRODUCTS COMPANY	36						36	

PRIME CONTRACT AWARDS BY STATE, CITY AND CONTRACTOR
FISCAL YEAR 1984 (OCT - SEP)
TEXAS

LOCATION NAME	CONTRACTOR NAME	DOD TOTAL	(DOLLARS IN THOUSANDS)						
			ARMY	NAVY	AIR FORCE	DLA	OCE	ODA	
GRAND PRAIRIE	ATEC INTERNATIONAL INC	111				111			
	BURRELL ROOSEVELT JR & SON INC	200						200	
	CONOVER COMPANY INC THE	36	36						
	CONTROL PRODUCTS CORPORATION	275			205	26	44		
	FALCON AERO SUPPLY COMPANY	68					68		
	G P COMPANY	141			43	98			
	GRAND PRAIRIE AVIATION INC	57			57				
	H A C CORPORATION	338	242			96			
	HARDWARE & METAL INDUSTRIES	81				81			
	LANE CONSTRUCTION CORPORATION	60						60	
	LILLY DAVID B COMPANY INC	4,230	4,230						
	LTV AEROSPACE AND DEFENSE CO	137	137						
	MARTIN CARPETS	97	97						
	METAL FORMS INDUSTRIES INC	92				92			
	MUCKLEROF R G INC	108	108						
	PENOLE IND	4,266	4,237		29				
	PFIZER INC	29	29						
	PHILIP SPECIALTY COMPANY	62				62			
	POLY-AMERICA COMPANY INC	432					432		
	RANDALL & BLAKE INC	212						212	
	RHEACO INC	86				86			
	SERVIDONE CONSTRUCTION CORP	8,800						8,800	
	SPACECRAFT MACHINE	95				95			
	SPACECRAFT MACHINE CO	28				28			
	T I INC	35					35		
	TEXAS CAMCO INC	27-				27-			
	TEXSTAR PLASTICS CO INC	11,499	11,499			11,499			
	TRI-CON INDUSTRIES A DIV OF	287	81		27	43	136		
	TRI-CON INDUSTRIES INC	31	31						
	TRICON INDUSTRIES	31				31			
	VAC-HYD CORPORATION	36				36			
	WAGGONER C P SALES CO INC	28	28						
WELLS INDUSTRIES INC	45					45			
WESTERN MICRO ELECTRONICS INC	34			34					
ZACHRY H B COMPANY	392						392		
TOTAL - GRAND PRAIRIE		32,774	9,470	424	12,388	828	9,664		
GRANGER	SILVERTON CONSTRUCTION CO INC	25						25	
GRAPEVINE	BOYD W R INC	353						353	
	G & R CONSTRUCTION	71						71	
	GRANITE CONSTR CO	5,300						5,300	
	INDUSTRIAL SVCS CONTR	63						63	
	RESTROOM FACILITIES CORP	35						35	
TOTAL - GRAPEVINE		5,850					5,850		
GREENVILLE	E-SYSTEMS INC	148,815	190		148,597			28	

PRIME CONTRACT AWARDS BY STATE, CITY AND CONTRACTOR
FISCAL YEAR 1984 (OCT - SEP)
TEXAS

LOCATION NAME	CONTRACTOR NAME	DDC TOTAL	(DOLLARS IN THOUSANDS)						
			ARMY	NAVY	AIR FORCE	DLA	OCE	ODA	
GREENVILLE	HAVENER ENTERPRISES INC	35	35						
	RAPP MACHINERY	94	94						
	SIMULATION TECHNOLOGY INC	360				360			
TOTAL - GREENVILLE		149,304	319		148,957				28
GRIFFIN	BURLINGTON INDUSTRIES INC	47			47				
GROVES	SABINE TOWING & TRANS CO INC	7,408		7,408					
HARLINGEN	ACETYLENE OXYGEN CO	42	42						
	H3LCO INC	286					286		
	UNIVERSAL CANVAS INC	6,774	6,774						
	VELCON FILTERS INC	699	271			428			
TOTAL - HARLINGEN		7,801	7,087		428		286		
HELOTES	D BROTHERS INC	78	78						
HIGHLAND	H3-PORT INDUSTRIES INC	63				63			
	MARTIN BAKER ACFT CO LTD	42				42			
TOTAL - HIGHLAND		105				105			
HIGHLANDS	H3-PORT INDUSTRIES INC	162				162			
HONDO	DOSS AVIATION INC	1,786				1,786			
	GARY AIRCRAFT CORPORATION	5,637		3,734		1,903			
TOTAL - HONDO		7,423		3,734		3,689			
HOUSTON	A C CONTROLS CO INC	57			57				
	ALSAY TEXAS CORP	75	75						
	AMERADA HESS CORPORATION	2,609					2,609		
	AMERICAN BLOCK CO	425		425					
	AMERICAN BLOCK COMPANY INC	121			91	30			
	AMERICAN STL BLDRS INTRNTL	42		42					
	AMF GEO SPACE CORPORATION	35					35		
	APPLIED DATA RESEARCH INC	190		190					
	APPLIED POWER EQP MFR CO INC	53	53						
	APPLIED RESEARCH INC	501				501			
	ARMCO INC	30-	30-						
	ATEC INC	1,435				1,435			
	BAYLOR COLLEGE OF MEDICINE	447	291			156			
	BEAUMONT WELL WORKS INC	298	298						
	BECKMAN INSTRUMENTS INC	281	251			30			
	BENNETT GAS CO	647	647						
	BIG THREE INDUSTRIES INC	64		64					
	BLUMENTHAL SHEET METAL CO INC	211	211						
	BOEING COMPANY INC THE	194				194			
	BOWEN TOOLS INC	117	117						
	BROWN & ROOT DEVELOPMENT INC	377		377					

PRIME CONTRACT AWARDS BY STATE, CITY AND CONTRACTOR
FISCAL YEAR 1984 (OCT - SEP)
TEXAS

LOCATION NAME	CONTRACTOR NAME	DOD TOTAL	(DOLLARS IN THOUSANDS)					OCE	ODA
			ARMY	NAVY	AIR FORCE	DLA			
HOUSTON	BROWN & ROOT INC	40			40				
	BRUCE-ANDERSEN CO INC	50	50						
	BUILDING ESTIMATING AND CONST	671	671						
	C-6 INDUSTRIES INC	249	219	30					
	CAMERON IRON WORKS INC	4,179	4,179						
	CASTLE INC	1,675					1,675		
	CAUDILL ROWLETT SCOTT INC	702	702						
	CENTRAL PARK SHEET METAL WORKS	71	46			25			
	CHEMICAL SPECIALISTS & DEV INC	120					120		
	CINCOM SYSTEMS INC	85	85						
	CLAUDE P BRANCART ASSOC	27		27					
	COASTAL REFINING & MARKETING	1,721					1,721		
	COASTAL TANK SHIPS USN	4,379		4,379					
	COCA COLA COMPANY	3,470					3,470		
	CON-AERO INC	97					97		
	CONTRACT FLOOR COVERINGS INC	29			29				
	CORAL NAVIGATION COMPANY INC	385		385					
	CRAM CONSTRUCTION INC	52	52						
	CREDIT BUREAU REPORTS INC	725							725
	CRUTCHER RESOURCES CORPORATION	48			48				
	DAMES & MOORE	110	110						
	DIXIE U S A INC	37	37						
	DOW CHEMICAL COMPANY THE	288			288				
	E M T ORAL CORP	450					450		
	EAGLE-PICHER INDUSTRIES INC	1,715			1,715				
	EASTMAN KODAK COMPANY	45	45						
	EMCO CHEMICALS	511					511		
	ENERGY TUBE PRODUCTS INC	491			60		431		
	ENPRO SYSTEMS INC	30					30		
	EPSCO INC	29					29		
	EVERGREEN CONTRACTORS INC	1,300	1,300						
	FALCON CARRIERS INC	9,900			9,900				
	FERNANDEZ TECHNOLOGY INC	182				182			
	FLEXIBOX INC	69				69			
	FLIGHT SAFETY INTERNATIONAL	67				67			
	FLUOR CORPORATION	53			53				
	FORD AEROSPACE & COMMUNCTNS	4,984				4,984			
	FORREST MANUFACTURING CO	33			33				
	GARCIA ORDNANCE CORPORATION	10,909	10,909						
	GENERAL ELECTRIC SPACE DIV	90			90				
	GEOSOURCE INC	25			25				
	GOLD STAR PETROLEUM INC	70					70		
	GULF GRINDING CO INC	37						37	
	GULF OIL CORPORATION	3,280			3,223		67		
	HANTSCHO GEORGE COMPANY INC	45					45		
	HOUSTON SCIENTIFIC INTL INC	35				35			
	HUDSON PRODUCTS CORP	9,991	9,991						
	INNOVATION & RESEARCH INC	55			55				

PRIME CONTRACT AWARDS BY STATE, CITY AND CONTRACTOR
FISCAL YEAR 1984 (OCT - SEP)
TEXAS

LOCATION NAME	CONTRACTOR NAME	DOD TOTAL	(DOLLARS IN THOUSANDS)						
			ARMY	NAVY	AIR FORCE	DLA	OCE	ODA	
HOUSTON	INSTITUTE FOR ORGANIZATIONAL	54-				54-			
	INTERNATIONAL BUSINESS MCHS	4,405				4,405			
	INTERNATIONAL GRATING INC	34			34				
	INTERNATIONAL SHELTER SYS	34				34			
	JAMES T L & CO INC	77						77	
	KELSEY-SEYBOLD CLINIC PA	1,382			1,382				
	KEYSTONE INTERNATIONAL INC	325			325				
	LAMONS METAL GASKET CO INC	56					56		
	LOCKWOOD ANDREWS & NEWNAM INC	181		181					
	LONE STAR CONSTRUCTION	26		26					
	LOOPCO INDUSTRIES INC	32					32		
	LOPEZ MACHINE WORKS INC	4,383			4,383				
	LUMMUS CREST INC	1,957		1,957					
	MARYSVILLE CITY OF INC	57					57		
	MAYCO RESOURCES INC	37						37	
	MC CARROLL CONSTRUCTION CO	39			39				
	MERCURY CONSOLIDATED INC	653					653		
	MINER AND ASSOCIATES INC	49			49				
	MODERN EQUIPMENT COMPANY	65						65	
	MOODY J A CO INC	94						94	
	MOTOROLA CORP	93					93		
	NELSON ERECTION CO INC	42		42					
	NICHOLS MACHINERY INC	728						728	
	NL INDUSTRIES INC	40				40			
	NORTH AMRON PHLPS CRPRTN	27				27			
	O & M MFR CO INC	57		57					
	OERLIKON WELDING INDUSTRIES	50				50			
	P & S ASSOCIATES INC	99		99					
	PAR-CHEM PRODUCTS INC	324						162	
	PERKIN-ELMER CORPORATION THE	39		39		162			
	PERRIN INVESTMENT CO INC	76				76			
	PETRALLOY CORP	143		79					64
	PETROLEUM OPERATINS SPRT SVS	1,464						1,464	
	PICKER INTERNATIONAL INC	190		190					
	PLANT EQUIPMENT INC	29						29	
	PORTA-KAMP MFG CO INC	65		65					
	POWELL ELEC MFG CO	54					54		
	PREWITT & ASSOCIATES INC	88							88
	PRITCHETT ENGR & MACHINE	605				605			
	PROFESSIONAL INSTRUMENTS INC	50						50	
PUREX CORP	45						45		
QUADRANT CONSULTANTS INC	27		27						
RACAL-DECCA SURVEY INC	5,528				5,528				
RAMTECK INDUSTRIES INC	31				31				
RAY B INC	99		72					27	
REEF INDUSTRIES INC	156				156				
RESSLER-APLBM ARCH	157		157						
RICE WILLIAMS MARSH UNIV INC	531		113		333			85	

PRIME CONTRACT AWARDS BY STATE, CITY AND CONTRACTOR
FISCAL YEAR 1964 (OCT - SEP)
TEXAS

LOCATION NAME	CONTRACTOR NAME	DOD TOTAL	(DOLLARS IN THOUSANDS)					OCE	ODA
			ARMY	NAVY	AIR FORCE	DLA			
HOUSTON	RICHARTE PAVING CO	397						397	
	RIO GRANDE ASSOCIATES	350			350				
	RIVIANA FOODS INC	1,579					1,579		
	RUSKA INSTRUMENT CORPORATION	1,134		528	606				
	S & S SUPPLY CO INC	132		132					
	SCHOLARLY PUBLICATIONS	672	412	260					
	SCOTT SCIENCE AND TCHNLGY INC	75			75				
	SEPCO METALLIC GASKET CO	51					51		
	SHELL OIL CO	2,029		2,029					
	SHELL OIL COMPANY	1,225			1,225				
	SIEMENS CORP	49			49				
	SINGER COMPANY THE	17,191		17,159	32				
	SMALL BUSINESS ADMINISTRATION	84			84				
	SMISER INDUSTRIES	89					89		
	SOPEC INC	3,471		3,471					
	SOUTHEAST MACHINE/MFG CO	38					38		
	SOUTHWEST BUSINESS PUBL CO	410	227			87		96	
	SOUTHWEST INNS LTD	34	34						
	SPEYRY CORPORATION	141			141				
	STEWART & STEVENSON SVC INC	3,648		2,803	989		58		
	STEWART & STEVENSON TRANS	198		198					
	STRUCTURAL MECHANICS ASSC	74						74	
	T W OIL HOUSTON INC	33,282					33,282		
	TECTONICS INC OF FLORIDA	134		134					
	TELAUTOGRAPH CORPORATION	74	74						
	TELEDYNE EXPLORATION CO	72		72					
	TEXACO INC	44					44		
	TEXAS INSTRUMENTS INC	32		32					
	TEXAS STATE OF	43		43					
	TEXBERRY CONTAINER CORPORATION	102					102		
	TRITAN CORPORATION	76		76					
	TRUSEAL VALVE CO	47	47						
	UNCLE BENS INC	1,713					1,713		
	UNION CARBIDE CORPORATION	886			886				
	UNITED HEAVY INDUSTRIES INC	140	140						
	UNITED SCALE MODELS SW	65			65				
	UNIV OF TX HEALTH SCIENCE	103	103						
	UNIVERSITY OF HOUSTON SYSTEM	749	336	133	170			110	
	UNIVERSITY OF TEXAS SYSTEM	149	149						
	USON CORPORATION	115		115					
	WESTLAKE EQUIP SVC CO	27			27				
TOTAL - HOUSTON		165,954	33,531	61,831	17,821	51,167	673	931	
HUMBLE	MC LEAN CORP SPECIALISTS INC	50	50						
HUNTSVILLE	HUNTSVILLE AVIATION	28					28		
HURST	ANADITE INC	56	56						

PRIME CONTRACT AWARDS BY STATE, CITY AND CONTRACTOR
FISCAL YEAR 1984 (OCT - SEP)
TEXAS

LOCATION NAME	CONTRACTOR NAME	DOD TOTAL	(DOLLARS IN THOUSANDS)					DCE	ODA
			ARMY	NAVY	AIR FORCE	DLA			
HURST	BELL HELICOPTER/TEXTRON	182	182						
	CHROMALLOY AMERICAN CORP	5,953	5,723				230		
	PRIMATE CONSTRUCTION INC	1,741				1,741			
	UNITECK INDUSTRIES INC	196	112			51		33	
TOTAL - HURST		8,128	6,073			1,792	263		
IRVING	ABBOTT LABORATORIES	382	382						
	ABBOTT LABORATORIES	45	45						
	ABBOTT LABORATORIES	131	86		45				
	AIRLINE INSTRUMENTS	264	89			175			
	AIRLINE INSTRUMENTS INC	150	150						
	BELL HELICOPTER/TEXTRON	43							
	DAMON CORPORATION	29				43			
	DU PONT EI DE NEMOURS AND CO	164	44			73		47	
	DUPONT CO	100							
	LUCKY LADY OIL COMPANY	179						179	
	MEMOREX CORP	199							
	METEOR PHOTO REPRORPHC SYSTMS	49	49				199		
	MURDOCK ENGIN CO OF TX INC	1,752			1,752				
	SIBONEY CORP	30	30						
SOUTHWEST MC. I & MFG CO INC	31						31		
SPACELABS INC	49						49		
TEXAS MICROSYSTEMS INC	370	370							
TOTAL - IRVING		3,909	1,245	1,884	454	226	100		
JACKSONVILLE	WAL SIMSUPPLIERS	27		27					
JASPER	DOVER BILL L INC	29					29		
	DURBIN H A	53						53	
	ESPEY HUSTON & ASSOCIATES INC	44						44	
	GENERAL ELECTRIC COMPANY	78						78	
	MENEFEE BROTHERS INC	245						245	
	WILSON L D	38						38	
TOTAL - JASPER		487					29	458	
JEFFERSON	EXPORT FOOD AND BEVERAGE INC	204					204		
JOSHUA	PAULS FENCE CO INC	30	30						
KATY	MARYMAC INDUSTRIES INC	144				144			
KAUFMAN	TABLES MANUFACTURING INC	46					46		
KILLEEN	BELL CNTY WTR CNTL & IMPT	117	117						
	CANON USA	25	25						
	CARDINAL AVIATION CORPORATION								
	CENTRAL TX UNION JR CLLG	2,422	2,154		268				
DOWNTOWN AUTO&TRUCK SERVICE	49	49							

PRIME CONTRACT AWARDS BY STATE, CITY AND CONTRACTOR
FISCAL YEAR 1984 (OCT - SEP)
TEXAS

LOCATION NAME	CONTRACTOR NAME	DDC TOTAL	(DOLLARS IN THOUSANDS)				DL	OCE	ODA
			ARMY	NAVY	AIR FORCE				
KILLEEN	FAMILY IN CRISIS INC	54	54						
	KILLEEN PEST	436	436						
	LEXINGTON APTC	223	223						
	PINSONS MIKE PLANE THING INC	89	89						
	ROMO INC	152	152						
	SKYLARK FLYING SERVICE INC	25					25		
	SOUTHWESTERN UNION CNFRNC 7TH	46	46						
	UNIVERSITY OF SOUTHERN CAL	148	148						
TOTAL - KILLEEN		3,786	3,493	288		25			
KINGSVILLE	ABLE IRRIGATION CO	162		162					
	AVANTRA CORPORATION	879				879			
	BATH AND ASSOCIATES INC	29		29					
	BRINE SERVICE COMPANY INC	174		174					
	CONCO MIDWEST INC OF ARKANSAS	287		287					
	GENERAL ACOUSTICS CORP	128		128					
	IMPERIAL MAINTENANCE CO	311		311					
	SALLEY K C VAN STRO CO	27		27					
	VICKREY & ASSOCIATES, INC.	28		28					
	TOTAL - KINGSVILLE		2,025		1,146		879		
KINGSVILLE NAVAL AIR	BRINE SERVICE COMPANY INC	299		299					
	CABLE KING INC	38		38					
	CLARK CONSTRUCTION CO INC	2,912		2,912					
	COX MOWING SERVICE INC	86		86					
	L & M METAL FABRICATORS INC	143		143					
	TECHCRAFT INC	298		298					
TOTAL - KINGSVILLE NAVAL AIR		3,776		3,776					
KINGWOOD	A&M PIPING & PETROLEUM CO INC	40		40					
LACKLAND AIR FORCE B	DIGITAL EQUIPMENT CORPORATION	78				78			
	F & D CONSTRUCTION CO INC	354				354			
	GENERAL ELECTRIC COMPANY	64				64			
	KINNISON SOKOL ARCHITECTS	82				82			
	LAMBDA CONSTRUCTION CO INC	72				72			
	PALMER ARCHITECTS INC	34				34			
	SERVICEMASTER INDUSTRIES INC	850				850			
	TRANSCO CONTRACTING COMPANY	1,912				1,912			
TOTAL - LACKLAND AIR FORCE B		3,318				3,318			
LA GRANGE	PETRALLOY CORP	808	574	182		52			
LAIRD HILL	CONSOLIDATED MARKETING	39				39			
LA JOYA	CONSOLIDATED MARKETING	515				515			
LAKEVIEW	FORD UNIV CRPT/CONST INC	650					650		

PRIME CONTRACT AWARDS BY STATE, CITY AND CONTRACTOR
FISCAL YEAR 1984 (OCT - SEP)
TEXAS

LOCATION NAME	CONTRACTOR NAME	DOD TOTAL	(DOLLARS IN THOUSANDS)						
			ARMY	NAVY	AIR FORCE	DLA	OCE	ODA	
LA MARQUE	REDDY-BUFFALOES PUMP INC	34						34	
LAMPASAS	MID-CON INC	69	69						
	TEXAS PAINTER CRAFT INC	123	123						
TOTAL - LAMPASAS		192	192						
LA PORTE	AIR PRODUCTS AND CHEMICALS INC	51			51				
LA PORTE AIR NATIONA	CRAIG & HEIDT INC	29	29						
LAREDO	AERO CENTER INC	159					159		
	LAREDO PACKING COMPANY INC	850					850		
	LEALS FOOD SERVICE INC	63			63				
	REYES INDUSTRIES INC	1,219					1,219		
TOTAL - LAREDO		2,291			63		2,228		
LAREDO INTERNATIONAL	MODERN CONSTRUCTION INC	174			174				
LA TUNA	US DEPT OF JUSTICE	150	150						
LAUGHLIN AIR FORCE B	APPLIANCE SERVICE CO	30			30				
	ARBURN ROBERT & ASSOCIATES INC	32			32				
	ASTRONAUTICS CORPORATION AMER	166	166						
	B & R FOOD SYSTEMS INC	447			447				
	BAUCOM JANITORIAL SERVICE INC	172			172				
	BRANNAN PAVING CO INC	267			267				
	BRUCE-ANDERSEN CO INC	163	163						
	CAMPOS ENGINEERING INC	30			30				
	D S AGENCY INC	82			82				
	DEL RIO AMESTAD TRI-COUNTY	240			240				
	DEL RIO TRICOUNTY SERVICE	30			30				
	FARMER CONSTRUCTION CO	299	157		142				
	FLETCHER DWAIN COMPANY	222			222				
	FOOD SERVICE INC	70			70				
	FRANKS MODERN PAINTING INC	97			97				
	HOPKINS ROGER INC	97			97				
	JONES, JIMMY	25			25				
	LEAR SIEGLER MGMT SERVICES	84			84				
	LOCKHEED CORPORATION	403			403				
	MARMON MOK PARTNERSHIP THE	36	36						
	MAYTAG AIRCRAFT CORPORATION	1,025			1,025				
	MOORE SERVICE INC	116			116				
	MOTOROLA INC	33			33				
	NATIONAL EMRGNCY SRVS INC	67			67				
	QUEEN CITY PEST CONTROL	61			61				
	RCA CORPORATION	296			296				
	RELIABLE JANITORIAL INC	137			137				
	SANDERS, JOE MD, P. A.	34			34				

PRIME CONTRACT AWARDS BY STATE, CITY AND CONTRACTOR
FISCAL YEAR 1984 (OCT - SEP)
TEXAS

LOCATION NAME	CONTRACTOR NAME	DOD TOTAL	(DOLLARS IN THOUSANDS)					
			ARMY	NAVY	AIR FORCE	DLA	OCE	ODA
LAUGHLIN AIR FORCE B	SMALL BUSINESS ADMINISTRATION	132			132			
	SOUTHERN PACIFIC COMPANY	35			35			
	TECOM INCORPORATED	173			173			
	TOWNSCO CONTRACTING COMPANY	217			217			
	VALERO TRANSMISSION COMPANY	391			391			
	WAUKESHA-PEARCE INDUSTRIES INC	62			62			
	TOTAL - LAUGHLIN AIR FORCE B		5,791	542		5,249		
LAVON	TEXAS BIT CON INC	240					240	
LEWISVILLE	BENCHMARK MACHINE INC	87	87					
	CATERPILLAR TRACTOR CO	34						34
	CCI CONSTRUCTION INC	473						473
	GALLUP CONSTRUCTION COMPANY	513						513
	INTERNATIONAL AERIAL CO	249						289
	M S M SANITATION	37						37
	RESTROOM FACILITIES CORP	231						231
	TEXAS INSTRUMENTS INCORPORATED	396,851		391,536	5,287	28		
	TEXAS, STATE OF PARKS & W L	744						744
	XEROX CORPORATION	181						
TOTAL - LEWISVILLE		399,590	87	391,536	5,287	28	2,471	181
LINDALE	ALLEN CANNING COMPANY	212				212		
	RICHTER DISTRIBUTING CO INC	114				114		
TOTAL - LINDALE		326				326		
LONE STAR	DAY & ZIMMERMAN INC	43	43					
LONE STAR ARMY AMMUN	DAY & ZIMMERMAN INC	81,740	81,740					
	THICKOL CORPORATION	23,562	23,562					
	TOTAL - LONE STAR ARMY AMMUN	105,302	105,302					
LONGHORN ARMY AMMUN	C W R CONSTRUCTION INC	829	829					
	THICKOL CORPORATION	35,962	35,962					
	TOTAL - LONGHORN ARMY AMMUN	36,791	36,791					
LONGVIEW	AEROSPACE TECHNOLOGY	41	41					
	CHILDRESS, MD & ASSOCIATES	146				146		
	COMMERCIAL LAWN SERVICE	44						44
	J K W MACHINE CRAFT INC	31	31					
	KINDLE STONE & ASSOCIATES INC	102	102					
	LONGVIEW PIPER SALES & SV	121				121		
	NORRIS-N I INDUSTRIES INC	328				328		
	TOTAL - LONGVIEW	399	1,212	174		994		44
LUBBOCK	BILLINGTON J C	97			97			

PRIME CONTRACT AWARDS BY STATE, CITY AND CONTRACTOR
FISCAL YEAR 1984 (OCT - SEP)
TEXAS

LOCATION NAME	CONTRACTOR NAME	DOD TOTAL	(DOLLARS IN THOUSANDS)					ODA
			ARMY	NAVY	AIR FORCE	DLA	OCE	
LUBBOCK	BSI CONSTRUCTORS INC	39		39				
	GRINNELL FIRE PROTECTION SYS	49				49		
	HONEYWELL INC	49	49					
	LUBBOCK COMMUNICATIONS INC	78		78				
	MC CABE FEEDER SPREADER CO	28	28					
	PHENIX MANUFACTURING & SUPPLY	2,875	2,875					
	SOUTHWEST LIGHTHOUSE FOR BLND	142					142	
	TEXAS TECH UNIVERSITY	626	45	138	443			
WES-TEX AIRCRAFT INC	46					46		
TOTAL - LUBBOCK		4,029	2,997	255	540	237		
LUFKIN	RED HAWK INDUSTRIES INC	192				192		
MCALLEN	H & R LEASING COMPANY	95					95	
	PHILLIPS PROPERTIES INC	187					187	
	RIGHT AWAY FOODS CORP	28,933					28,933	
TOTAL - MCALLEN		29,215				29,215		
MCBREGOR	HERCULES INCORPORATED	25,549		24,186	1,363			
MCKINNEY	MANUFACTURING SPECIALTIES INC	383	383					
	ST REGIS CORPORATION	85						85
	TEXAS INSTRUMENTS INCORPORATED	32,109				32,109		
TOTAL - MCKINNEY		32,577	383		32,109		85	
MANCHACA	PROTOTYPE MACHINE CO	148		148				
MANSFIELD	JET RESEARCH CENTER INC	218	218					
	RHIMCO INDUSTRIES INC	1,207	85	85		1,057		
	STRATOFLEX INC	56				56		
TOTAL - MANSFIELD		1,481	303	85		1,113		
MARION	LAKE-O-THE-PINES ICE CO	33					33	
MARSHALL	BROWN HARRY INC	333	333					
	HYDE JOHN BRUCE	123					123	
	R T F INDUSTRIES INC	103	103					
	SPENCER AIR & HEATING SYSTEMS	60	60					
	THICKOL CORPORATION	32,924	32,924					
	WOODLAWN MANUFACTURING CO INC	1,566	1,566					
TOTAL - MARSHALL		35,109	34,986			123		
MATAGORDA	BEAN DREDGING CORPORATION	3,652						3,652
	FALCON CONSTRUCTION CO INC	103						103
	GARRETT CONSTRUCTION COMPANY	300						300
	HUNTER FLORES MARINE INC	369						369
TOTAL - MATAGORDA		4,424					4,424	

PRIME CONTRACT AWARDS BY STATE, CITY AND CONTRACTOR
FISCAL YEAR 1984 (OCT - SEP)
TEXAS

LOCATION NAME	CONTRACTOR NAME	DOD TOTAL	(DOLLARS IN THOUSANDS)					OCE	ODA
			ARMY	NAVY	AIR FORCE	DLA			
MATHIS FIELD	MITCHELL N M INC	548					548		
MERCEDES	H & H MEAT PRODUCTS INC	4,668					4,668		
MEXIA	I M C MAGNETIC	142					142		
MIDLAND	SMITH BASIL ENGINEERING CO INC	32	32						
	TIGER CHARTER CORPORATION	59					59		
TOTAL - MIDLAND		91	32				59		
MIDLOTHIAN	DUN & BRADSTREET INC	32					32		
MINEOLA	D-CAL	638	638						
MINERAL WELLS	HAVENER ENTERPRISES INC	785	78	489	133		85		
MISSOURI CITY	ELECTRICAL INSTR METER CO	60		60					
	ELM CO INC	38		38					
TOTAL - MISSOURI CITY		98		98					
MOUNT PLEASANT	JAY-TEX AVIATION INC	286	286						
NACOGDOCHES	P V F MARKETING INC	74					74		
NAVARRO MILLS	EVCO NATIONAL	90						90	
NEDERLAND	B P OIL LTD	64,730					64,730		
	EMXON CORPORATION	59,402					59,402		
	GULF OIL CORPORATION	62					62		
	PETROFULF U S A INC	15,914					15,914		
	PHIBRO-SALOMON INC	75,445					75,445		
	SOHIO SUPPLY COMPANY	17,815					17,815		
	T W OIL HOUSTON INC	29,862					29,862		
TOTAL - NEDERLAND		263,230					263,230		
NEW BOSTON	BARFIELD ARNOLD DISTRG CO	190					190		
NEW BRAUNFELS	FORNEY J P MD	52			52				
	POTTER CREEK SANITATION	83						83	
	RESTROOM FACILITIES CORP	66						66	
	TECOM INCORPORATED	276	276						
	TEXAERO JET SERVICES INC	28					28		
TOTAL - NEW BRAUNFELS		505	276		52		28	149	
NEW WAVERLY	BUCKEYE PACIFIC CORPORATION	58					58		
NORTH RICHLAND HILLS	GRAHAM MAGNETICS INC	441		27	306			108	

AD-A151 184

DOLLAR SUMMARY OF PRIME CONTRACT AWARDS BY STATE PLACE
AND CONTRACTOR FY8 (U) WASHINGTON HEADQUARTERS
SERVICES (DOD) DC DIRECTORATE FOR INF.. 1984


2/3

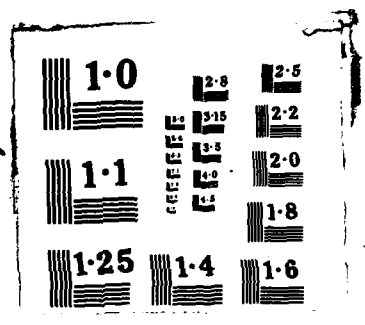
UNCLASSIFIED

DTOR/ST24-84/PT-3

F/G 15/3

NL





PRIME CONTRACT AWARDS BY STATE, CITY AND CONTRACTOR
FISCAL YEAR 1984 (OCT - SEP)
TEXAS

LOCATION NAME	CONTRACTOR NAME	DOD TOTAL	ARMY	(DOLLARS IN THOUSANDS)			
				NAVY	AIR FORCE	DLA	OCE
ODESSA	JONES WELDNG/FABRCTN INC	34		34			
	SMITH BASIL ENGINEERING CO INC	62	62				
TOTAL - ODESSA		96	62	34			
OLNEY	SOUTHWEST RESEARCH INSTITUTE	28		28			
PAMPA	CHEMICAL SPECIALISTS & DEV INC	393				393	
	INGERSOLL RAND CO	9,054	9,054				
TOTAL - PAMPA		9,447	9,054			393	
PARIS	BABCOCK & WILCOX COMPANY	524				524	
	CAMPBELL SCUP COMPANY	62			62		
	T & K MACHINE INC	63	63				
TOTAL - PARIS		649	63		62	524	
PASADENA	BIG THREE CO-RANSOME DIV	446			446		
	BIG THREE INDUSTRIES INC	698			698		
	BOC GROUP INC THE	55			55		
	CARPENTER ROBERT D INC	105	105				
	RAPP MACHINERY	28			28		
	STONER CONSTR CO INC	105-	105-				
TOTAL - PASADENA		1,227			1,227		
PEARLAND	METEC INC	93				93	
	METEC INCORPORATED	42			42		
	PAULUHN ELECTRIC MFG CO INC	51				51	
TOTAL - PEARLAND		186			42	144	
PHARR	DISCOUNT OILS LUBRCNTS FL INC	278				278	
	SELF SERVICE REPAIR	135	135				
TOTAL - PHARR		413	135			278	
PLANO	ST REGIS PAPER COMPANY	104		104			
	TEXAS INSTRUMENTS INCORPORATED	124				124	
TOTAL - PLANO		228		104		124	
PORT ARTHUR	AMERICAN PETROFINA CO TX	111,230				111,230	
	BEAN DREDGING CORPORATION	965					965
	GULF OIL CORPORATION	21,114				21,114	
	GULF REFINING & MARKETING	18,856				18,856	
	JF CLACK INC	1,000					1,000
	MIDWEST CONSTR CO & LUHR BROS	300					300
	TEXACO INC	75,253				75,253	
	WILLIAMS J E GEN CONT INC	131					131
	WILLIAMS-MC WILLIAMS CO INC	105					105
TOTAL - PORT ARTHUR		228,954				226,453	2,501
PORT LAVACA	FISHER KING MRN SVCS	228					228

PRIME CONTRACT AWARDS BY STATE, CITY AND CONTRACTOR
FISCAL YEAR 1984 (OCT - SEP)
TEXAS

LOCATION NAME	CONTRACTOR NAME	DOD TOTAL	(DOLLARS IN THOUSANDS)				
			ARMY	NAVY	AIR FORCE	DLA	OCE
POWDERLY	INLAND CONSTRUCTION INC	140					140
	R & D MAINTENANCE SVC	280					260
TOTAL - POWDERLY		400					400
RANDOLPH AIR FORCE B	A T V SYSTEMS INC	104			104		
	ALLIANCE PROPERTIES INC	6,425			6,425		
	ALPHA SECURITY SYSTEMS	41			41		
	AMERICAN STERILIZER COMPANY	48			48		
	ARMSTRONG RICH	55			55		
	ARMSTRONG-GOETTING & ASSOC	190	190				
	ATTERTON PAINTING INC	50			50		
	BURROUGHS CORPORATION	14,711			14,711		
	CENTRAL ELEC ENT CO INC	44			44		
	CODEX CORPORATION	166			166		
	CONTROL DATA CORPORATION	190			190		
	CPT CORPORATION	36			36		
	DALTON SERVICE AGENCY INC	28			28		
	DANAC INC	28			28		
	DATA ACCESS SYSTEMS INC	297			297		
	DATA APPLICATIONS CORPORATION	108			108		
	DATA GENERAL CORPORATION	27			27		
	DEL RIO FLYING SERVICE INC	287			287		
	DICK A B CO	181			181		
	EASTMAN KODAK CO	62			62		
	GARLAND HILLES AIA ARCHITECTS	57	57				
	GENERAL SVS ADMINISTRATION	94			94		
	HOGAN MECHANICAL INC	223			223		
	HONEYWELL INC	878			878		
	HONEYWELL INFORMATION SYSTEMS	2,050			2,050		
	INDUSTRIA LS INC FAYETTEVILLE	262			262		
	INTL BUSINESS INVEST	403			403		
	KLECK PLUMBING	35			35		
	LAMBDA CONSTRUCTION CO INC	261			261		
	LANIER BUSINESS PRODUCTS INC	30			30		
	LEALS FOOD SERVICE INC	629			629		
	LEAR SIEGLER MGMT SERVICES	4,122			4,122		
	LOVELL CONSTRUCTION CO	70			70		
	M M L COMPUTERS	152			152		
	M S A GENERAL CONTRACTOR INC	331			331		
	MANAGEMENT & TECH SVCS CO	25-			25-		
	MESA	141			141		
	MICROGRAPHIC EQUIP	50			50		
	MISSION CONTRACTORS INC	95			95		
	MISSION NURSERIES INC	29			29		
	MOORE SERVICE INC	278			278		
	NCR CORPORATION	515			515		
	NO K M & ASSOCIATES INC	62			62		
	NOONAN & DOCKERY & NOONAN	245	245				

PRIME CONTRACT AWARDS BY STATE, CITY AND CONTRACTOR
FISCAL YEAR 1984 (OCT - SEP)
TEXAS

LOCATION NAME	CONTRACTOR NAME	DOD TOTAL	(DOLLARS IN THOUSANDS)					
			ARMY	NAVY	AIR FORCE	DLA	OCE	
RANDOLPH AIR FORCE B	PRINTER SYSTEMS CORPORATION	41				41		
	QUALITY ALUMINUM PATIO CO INC	386				386		
	QUINNEY ELECTRIC INC	489				489		
	ROSSON BUILDERS INC	76				76		
	SAN ANTONIO	964				964		
	SMIPCO GENERAL INC	198				198		
	SPERRY CORPORATION	4,334				4,334		
	SPERRY UNIVAC	60				60		
	SYSTEM DEVELOPMENT CO	80				80		
	T & A PAINTING INC	124				124		
	TRANSCO CONTRACTING COMPANY	451				451		
	TVMNET INC	398						
	TVMSHARE INC	25				25		
	VIKING ROOFING INC	225				225		
	WANG LABORATORIES INC	157				157		
	WINGLER SHARP ARCHTCTS PLNRS	323	323					
	XEROX CORPORATION	110				110		
TOTAL - RANDOLPH AIR FORCE B		42,384	815		41,171			
RED RIVER ARMY DEPOT	BEI ELECTRONICS INC	189	189					
	BODMAN WEBB & NOLAND INC	57	57					
	CENTRAL ARKANSAS CONSTRUCTION	2,094	2,094					
	FACILITIES SYSTEMS ENGRG	555	555					
	FOUR THIRTEEN INCORPORATED	271	271					
	FOUR THIRTEEN INCORPORATED	970	970					
	GARVER & GARVER INC	122	122					
	GRAHAM & ASSOCIATES	33	33					
	GUTH JOHN J ASSOCIATES INC	44	44					
	HANKINS JOHN E & ASSOCIATES	58	58					
	MEHLBURGER TANNER & ASSOC	55	55					
	NAKATA C S ASSOC P C	134	134					
	TOTAL - RED RIVER ARMY DEPOT		4,582	4,582				
REESE	CANTU SERVICES	56				56		
	CANTU SERVICES INC	74				74		
	G & C CONSTRUCTION CO INC	34				34		
	M & S CONSTRUCTION	115				115		
	PIONEER CORPORATION	353				353		
	SOUTHWESTERN PUBLIC SV CO	721				721		
TOTAL - REESE		1,353			1,353			
REESE AIR FORCE BASE	ALLIANCE PROPERTIES INC	219				219		
	AMERICAN SHAMROCK BLDG MAINT	269				269		
	APPIAN CORPORATION	93				93		
	CANTU SERVICES INC	484				484		
	CLOVIS PLUMBING & HEATING	55				55		
	D W S INC	349				349		
	ENVIRONMENTAL ASEPTIC	66				66		

PRIME CONTRACT AWARDS BY STATE, CITY AND CONTRACTOR
FISCAL YEAR 1984 (OCT - SEP)
TEXAS

LOCATION NAME	CONTRACTOR NAME	DOD TOTAL	(DOLLARS IN THOUSANDS)						
			ARMY	NAVY	AIR FORCE	DLA	OCE	CC	
REESE AIR FORCE BASE	FLETCHER DWAIN COMPANY	157				157			
	GENERAL TELEPHN CO OF THE SW	326				326			
	HARRIS CORPORATION	328	328						
	HONEYWELL INC	34				34			
	JENNITE CO OF AMARILLO INC	146				146			
	KRAMER INC	65				65			
	LEAR SIEGLER MGMT SERVICES	387				387			
	LUBBOCK CITY OF	25				25			
	MAYTAG AIRCRAFT CORPORATION	804				804			
	NORTHROP WORLDWIDE AIRCRFT SV	69				69			
	ONAN CORPORATION	28				28			
	OPARTRIDGE LESLIE A	260				260			
	PHARR CONSTRUCTION INC	26				26			
	PIONEER CORPORATION	602				602			
	REYNOSA CONSTRUCTION INC	1,340	1,340						
	SOUTHWESTERN PUBLIC SV CO	1,020				1,020			
	STERLING MEDICAL ASSOCIATES	63				63			
	TECOM INDUSTRIES INC	332				332			
	WARDROUP & ASSOCIATES INC	196				196			
	WENDALLS REFRIGERATION INC	37				37			
WINSTON ELECTRIC INC	126				126				
TOTAL - REESE AIR FORCE BASE		7,926	1,668		6,258				
REESE VILLAGE	GALINDO RAMON & SONS BUILDERS	296				296			
RICHARDSON	AMERICAN STERILIZER COMPANY	39	39						
	COLLINS INTERNATL SV CO	2,183				2,183			
	ELECTROSPACE SYSTEMS INC	76,222	84	14,839	50,161	195		10,94	
	GERBER SCIENTIFIC INC	107			107				
	GTE LENKURT INCORPORATED	43							
	HENDERSON SALES & SERVICE INC	97					97		
	HEWLETT-PACKARD COMPANY	67	32			35			
	HONEYWELL INC	37			37				
	JAMES RIVER-GRAPHICS INC	291					291		
	NORTHERN TELECOM INC	5,586				5,586			
	PERKIN-ELMER CORPORATION THE	77	45			32			
	POLYTRONIX INC	41			41				
	ROCKWELL INTERNATIONAL	2,967	51	939	1,829			14	
	ROCKWELL INTERNATIONAL CORP	142,120	7,480	76,790	56,152	223		1,47	
	SPECTRONICS	199				199			
	ST REGIS CORPORATION	2,064	1,049	907				11	
	TECH PLAN INC	71				71			
THERMWOOD CORPORATION	65				65				
U S CLINICAL PRODUCTS INC	107					107			
UNIVERSITY OF TEXAS SYSTEM	743								
TOTAL - RICHARDSON		233,126	8,780	93,663	116,854	1,112		12,7	
ROBERT LEE	PHILLIPS & JORDAN INC	4,000						4,000	

PRIME CONTRACT AWARDS BY STATE, CITY AND CONTRACTOR
FISCAL YEAR 1984 (OCT - SEP)
TEXAS

LOCATION NAME	CONTRACTOR NAME	DOD TOTAL	(DOLLARS IN THOUSANDS)					OCE	OK
			ARMY	NAVY	AIR FORCE	DLA			
ROCKDALE	ALUMINUM CO OF AMERICA	2,328		2,328					
	ALUMINUM COMPANY OF AMERICA	180	180						
TOTAL - ROCKDALE		2,508	180	2,328					
ROUND ROCK	WEED INSTRUMENTS COMPANY INC	69			69				
	WESTINGHOUSE ELECTRIC COR	1,441		1,441					
	WESTINGHOUSE ELECTRIC CORP	732							
TOTAL - ROUND ROCK		2,242		2,173	69				
ROWLETT	CRESCENT GAGE & TOOL SALES INC	26			26				
ROYSE CITY	AEROSPACE ALUMINUM PDTS								
SAGINAW	WILSEY FOODS INC	33					33		
	WILSON SPECIALTY MFG CO INC	368			368				
TOTAL - SAGINAW		401			368		33		
SAM RAYBURN	BOYD W R INC	284						284	
	SPEER CONSTRUCTION CO INC	270						270	
	TEX ANN CONSTRUCTORS	250						250	
TOTAL - SAM RAYBURN		804						804	
SAN ANGELO	AMERICAN AUTOMATIC SPRINKLER	167	167						
	ARIX A PROFESSIONAL CORP	178	178						
	B & R FOOD SYSTEMS INC	761			761				
	BORG-WARNER CORPORATION	98			98				
	BSCOLD CORP	51			51				
	C D I TEMPORARY SERVICES INC	81					81		
	CADDELL CONSTRUCTION CO INC	43	43						
	CAL-TOM CONSTRUCTION CO INC	234			234				
	CHAKOS ZENTNER MARCUM ARCHTCTS	30			30				
	DRAPERY DESIGN CENTERS INC	44			44				
	ENSERCH CORPORATION	174			174				
	ENVIRONMENTAL ASEPTIC	30			30				
	ETHICON INC	508					508		
	GENERAL TELEPHN CO OF THE SW	913			184				
	HALLMARK ELEC CONTRS INC	1,077	1,077						
	ITF ENTERPRISE INC	158			158				
	JOHN D BURK CONSTRUCTION	247			247				
	JW CHAKOS ZENTNER MARGUM	385	385						
	LONE STAR GAS CO	26			26				
	O NEAL INDUSTRIES INC	69			69				
	PARKHILL SMITH & COOPER INC	52	52						
	RAYS INSTALLATION SERVICE	29			29				
	RITE-WAY SERVICES INC	224			224				
	ROSE CONSTRUCTION COMPANY INC	123			123				
	SAN ANG COMM & ELEC INC	27					27		
	SEIDEL INC	133						133	

PRIME CONTRACT AWARDS BY STATE, CITY AND CONTRACTOR
FISCAL YEAR 1984 (OCT - SEP)
TEXAS

LOCATION NAME	CONTRACTOR NAME	DCD TOTAL	(DOLLARS IN THOUSANDS)					OO
			ARMY	NAVY	AIR FORCE	DLA	OCE	
SAN ANGELO	STERLING MEDICAL ASSOCIATES	73				73		
	TEXAS PAINTING & DCTG CO	159				159		
	WALTER LOUIS CHEMICAL	27				27		
	WEST TEXAS UTILITIES COMPANY	988				988		
	TOTAL - SAN ANGELO	7,107	1,902			3,727	618	133
SAN ANTONIO	A & A INSULATION CO & ASSOC	123				123		
	A O E INCORPORATED	851				851		
	A M A ENTERPRISES INC	2,851	2,778			75		
	A T V SYSTEMS INC	59	31			28		
	A-1 ELEVATOR SERVICE INC	74				74		
	ADAK CORP	34				34		
	AEMCOR CORPORATION	272				272		
	AIR EQUIPMENT REPAIR INC	42	42					
	ALADDIN SYNERGETICS INC	48	48					
	ALAMO AIRCRAFT SUPPLY INC	7,027	35		88	6,565	339	
	ALAMO COMMUNITY COLLEGE DST	27	27					
	ALAMO DRAFTING	35				35		
	ALAMO HOLLY SALES AND SERVICE	31				31		
	ALAMO TECHNOLOGY INC	658				658		
	ALAMO WELDING & BOILER WORKS	40	40					
	ALCOR INC	110					110	
	ALEMAN FOOD SERVICE INC	1,000	1,000					
	ALEXANDER WOODROW	107	75			32		
	ALICE ROOFING & SHT MET WKS	795	795					
	ALLEN H V CO	105				105		
	ALPHA COMMCL MECHANICAL	103				103		
	AM INTERNATIONAL INC	152	58			94		
	AM INTL MULTIGRAPHICS DIV	60				60		
	AMCO TOOL & DIE INC	498			89	428		
	AMERICAN COLLEGE SURGEONS	42	42					
	AMERICAN DISTRICT TELG CO	95				95		
	AMERICAN HOSPITAL SUPPLY CORP	28	28					
	AMERICAN MAINTENANCE COMPANY	192				192		
	AMERICAN TELEPHONE & TELG CO	508	508					
	AMPEX CORPORATION	29	29					
	AQUASIS SERVICES CO	181				181		
	ARBURN ROBERT & ASSOCIATES INC	32	32					
	ARMSTRONG CONSTRUCTION INC	203	89			134		
	ARMSTRONG RICH	91	83			28		
	ARNOLD REFRIGERATION INC	35	35					
ARSENAL INTERNATIONAL INC	395							
ASTRONAUTICS CORPORATION AMER	314	314						
ATTERTON PAINTING INC	50				50			
AUSTRON INC	205				205			
AUTOMATED PROTECTION SYSTEMS	34				34			
AUTOMTD BSNS SYSTMS SRVC INC	1,089				1,089			
AVS INC	250				250			

PRIME CONTRACT AWARDS BY STATE, CITY AND CONTRACTOR
FISCAL YEAR 1984 (OCT - SEP)
TEXAS

LOCATION NAME	CONTRACTOR NAME	DOD TOTAL	(DOLLARS IN THOUSANDS)					
			ARMY	NAVY	AIR FORCE	DLA	OCE	GDA
SAN ANTONIO	BALK KENNETH & ASSOCIATES INC	40			40			
	BALL HUEY H & ASSOCIATES INC	120	120					
	BANDY M F & SONS INC	108			108			
	BARBAY ENGINEERS INC	62	62					
	BATTELLE MEMORIAL INSTITUTE	249	91		158			
	BEATRICE FOODS CO	128					128	
	BECTON DICKINSON & COMPANY	226	196		30			
	BEEHIVE INTERNATIONAL	65			65			
	BENSON TOM CHEVROLET COMPANY	99	99					
	BETAC CORPORATION	2,309			2,309			
	BIG PICTURE COMPANY THE INC	315			315			
	BIG THREE INDUSTRIES INC	42	42					
	BLATT ETHYL S MD	110	110					
	BODMAN WEBB & NOLAND INC	108	108					
	BOHANNON-HUSTON INC	451	451					
	BOLDT WALLACE L GENERAL CONTR	20,266	13,462		6,804			
	BOLNER C A ASSOC	26	26					
	BORG-WARNER CORPORATION	51			51			
	BRADFORD BROTHERS INC	166	166					
	BRANDT A COMPANY INC	48			48			
	BRIGGS-WEAVER INC	49			49			
	BROWN JACK CLEANERS INC	32			32			
	BROWNING CONSTRUCTION CO	548	548					
	BUNKER RAMO/ELTRA CORP AN ALLD	392			392			
	BURROUGHS CORPORATION	4,368			4,368			
	CANADA VERDE	162			162			
	CANNON AIR CONDITIONING INC	149			149			
	CARNEY DAVID B CO	131			131			
	CARVAJAL FABRICATING CO	327			327			
	CATO ELECTRIC CO	259			259			
	CENTRAL ELEC ENT CO INC	156			156			
	CHASFRAN	32			32			
	CHROMALLOY AMERICAN CORP	37,958			37,958			
	CITY OF SAN ANTONIO TEXAS	792			792			
	CITY PUBLIC SERVICE	36,297			36,297			
	CLARK CONSTRUCTION CO INC	77			77			
	CLARK MECHANICAL CONTRACTORS	616	616					
	CLEGG HEALTH SCIENCE	55	55					
	CMJ CORPORATION	79			79			
	COASTAL PLAINS SALES & SV	165			165			
	COLLINS INTERNATL SV CO	903			903			
	COLUMBUS EQUIPMENT CO	35	35					
	COMMERCIAL ALARMS COMMUNICTNS	170	170					
	COMPECK INC	110			110			
	COMPUCORP	558			558			
	COMPUCORP C O UNICO INC	138			138			
	COMPUTER SCIENCES CORPORATION	1,350	1,350					
	COMPUTERVISION CORPORATION	48			48			

PRIME CONTRACT AWARDS BY STATE, CITY AND CONTRACTOR
FISCAL YEAR 1984 (OCT - SEP)
TEXAS

LOCATION NAME	CONTRACTOR NAME	DOD TOTAL	(DOLLARS IN THOUSANDS)						
			ARMY	NAVY	AIR FORCE	DLA	OCE	ODA	
SAN ANTONIO	CONSOLIDATED INTER SYS INC	105				105			
	CONTROL DATA CORPORATION	548				548			
	CORTES CONTRACTING INC	313				313			
	CORTEZ & GUITTEREZ INC	440				440			
	COULTER ELECTRONICS INC	43		43					
	CPT CORP	42		42					
	CPT CORPORATION	434					434		
	CRAWFORD TECHNICAL SERVICE	93		55			38		
	CREIGHTON UNIVERSITY	38		38					
	D E W INC	434					434		
	D E W INC & D E WURZBACH	7,977		7,977					
	DALTON SERVICE AGENCY INC	42					42		
	DATA ACCESS SYSTEMS INC	98					98		
	DATA GENERAL	151					151		
	DATA POINT CORP.	492					492		
	DATAGATE INC	26					26		
	DATAGRAPHIX INC	83					83		
	DATAPoint CORPORATION	743		27		72	644		
	DAMES GUY CONSTRUCTION CO	179					179		
	DELTA FOOD SERVICES	1,427		1,427					
	DEMENT-SOUTHWEST LTD	43		43					
	DEMOPULOS AND FERGUSON INC	67		67					
	DICK A B CO	94					94		
	DIGITAL EQUIPMENT CORP	30		30					
	DIGITAL EQUIPMENT CORPORATION	1,082					1,082		
	DIGITAL EQUIPMENT CORPORATION	151					151		
	DIGITAL EQUIPMENT CORPORATION	408					408		
	DO-WELL MACHINE SHOP INC	126					126		
	DOSCO INC	181					181		
	DOVER ELEVATOR COMPANY	75					75		
	DUNAWAY & JONES ARCHITECTS	35		35					
	DUPONT T A CONSTRUCTION	143					143		
	DUREX CORPORATION	198		198					
	DYNA CONSTRUCTION INC	40		40					
	EASTMAN KODAK CO	73		38			35		
	EL DORADO CONSTRUCTORS INC	793					793		
	ELDORADO CHEMICAL CO INC	109		45		35		29	
	ELECTRO RADIATION INC	125					125		
	ELECTRONIC DATA SYSTEMS CORP	27		27					
	EMERGENCY TEMPERATURE CONTROL	39					39		
	ENGINEERING DYNAMICS INC	50				50			
	EXCALIBUR AVIATION CO	336		336					
	EXCELLO-BLDG MAINT INC	2,050					2,050		
EXQUISITO SERVICES INC	648					648			
FAIRCHILD GEN-AERO INC	132						132		
FALCON FOOD & MANAGEMENT	7,643					7,643			
FANNING FANNING & AGNEW INC	111		111						
FARMER CONSTRUCTION CO	918					918			

PRIME CONTRACT AWARDS BY STATE, CITY AND CONTRACTOR
FISCAL YEAR 1984 (OCT - SEP)
TEXAS

LOCATION NAME	CONTRACTOR NAME	DOD TOTAL	(DOLLARS IN THOUSANDS)						
			ARMY	NAVY	AIR FORCE	DLA	OCE	ODA	
SAN ANTONIO	FISHER & SPILLMAN ARCHITECTS	113	113						
	FOURTH GENERATION TECHNOLOGY	722			722				
	FRIEDRICH AIR CONDITIONING AND	187				187			
	FROST & KEELING ASSOC INC	120			120				
	G & H MCHNCL CONTR	74			74				
	GALAXY SERVICES INC	245			245				
	GARCIA & WRIGHT CNSLTNG ENGNRS	196			196				
	GARDNER AIRCRAFT TOOLING INC	539			539				
	GENERAL DYNAMICS CORPORATION	56			56				
	GENERAL ELECTRIC COMPANY	1,538	253		1,285				
	GENRAD INC	68			68				
	GIFFORD-HILL & COMPANY INC	62			62				
	GILLETTE AIR CONDNG CO	32			32				
	GILLIT DUCT CLEANING	30			30				
	GOETTING AND ASSOCIATES INC	181	68		113				
	GOLDENS KEL-LAC UNIFORMS INC	73			73				
	GONZALEZ SANITATION CO	313			313				
	GOULD COMPUTER SYSTEMS INC	30			30				
	GRAND SYSTEMS BUILDING SVS	189			189				
	GREEN GRASS INC	90			90				
	GREENE KENNETH UTILITIES CONTR	99			99				
	GRIZZLY MTLs HNDLNG CO	54			54				
	GULF OIL CORPORATION	40			40				
	GULF SOUTH RESEARCH INSTITUTE	56						56	
	GUTIERREZ DISPOSAL INC	51			51				
	HALLFF ALBERT H ASSOC INC	333	333						
	HALLMARK ELEC CONTRS INC	934	464			470			
	HARPER-BEND COMPANY INC	138				138			
	HARRIS CORPORATION	30							
	HARRIS STM PST CNTRL INC	409				409			30
	HAYDAY INC	33				33			
	HAYWOOD-JRDN-MCCOWAN	196		196					
	HERO INC	447				447			
	HEWLETT-PACKARD COMPANY	769		217		552			
	HIMES FREDERICK PRDCTNS INC	799				799			
	HOGAN MECHANICAL INC	458		34		424			
	HOLLOWAY WELDING & PIPING CO	157				157			
	HONEYWELL INC	518		55		463			
	HOPKINS ROGER INC	97				97			
	HOWARD AIRCRAFT CORP	93							
	HOWELL CORPORATION	10,428			93				
	HOWERTON ASSOCS ARCHITECTS	71		71				10,428	
HUGHES AIRCRAFT COMPANY	2,540				2,540				
HUMBERTO SALDANA & ASSOC	61				61				
IMAGE IDEAS INC	53				53				
INFOETICS CORPORATION	27				27				
INFOREX	37		37						
INFORMATION DEV APPLICATIONS	55				55				

PRIME CONTRACT AWARDS BY STATE, CITY AND CONTRACTOR
FISCAL YEAR 1964 (OCT - SEP)
TEXAS

LOCATION NAME	CONTRACTOR NAME	DOD TOTAL	(DOLLARS IN THOUSANDS)						
			ARMY	NAVY	AIR FORCE	DLA	OCE	ODA	
SAN ANTONIO	INFORMATION SYS & NET SBA	702				702			
	INGERSOLL RAND CO	182				182			
	INLAND SERVICE CORP	93	93						
	INTERNATIONAL AERIAL CO	754							754
	INTERNATIONAL BSNS INVSTMT INC	44							44
	INTERNATIONAL BUSINESS MCHS	1,727	264			1,325			138
	ITF ENTERPRISE INC	143	143						
	J & J MAINTENANCE INC	1,225				1,229			
	J & K AIR CONDITIONING	31	31						
	J D K CONSTRUCTION INC	173	173						
	J E H MECHANICAL CONTRACTORS	316				316			
	J W BASSIN CENTER CORP	187	187						
	JANA INC	4,896	604		4,292				
	JUAREZ JESSE & CO	55	55						
	K L N STEEL PRODUCTS	91			91				
	KEENE CORPORATION	100				100			
	KELLER CHARLES W	59				59			
	KEUFFEL & ESSER COMPANY OF NJ	46				46			
	KINCHELOE R P CO	103	103						
	KINNISON SOKOL ARCHITECTS	126	38			88			
	KOUNTOUPES GEORGE PNTNG CO	193				193			
	L & H COMPANY	1,258						1,258	
	LANIER BUSINESS PRODUCTS INC	175				175			
	LARIAT GENERAL CONTRACTORS INC	264				264			
	LARSON ELECTRONICS INC	44	44						
	LAUNDRY EQUIPMENT SERVICE	56	56						
	LEASAMETRIC INC	59				59			
	LESTER INDUSTRIES INC	149				149			
	LIBRA TECHNOLOGY	911	911						
	LOCKHEED ELECTRONICS COMPANY	205				205			
	LOCKWOOD ANDREWS	37	37						
	LOCUS INC	606				606			
	LONE STAR BAKERY INC	798	798						
	LOVELL CONSTRUCTION CO	307				307			
	M R EQUIPMENT CO	74	74						
	M S A GENERAL CONTRACTOR INC	471				471			
	MAIN CONSTRUCTION CO	247				247			
	MARCIVE INC	97				97			
	MARMON MOK PARTNERSHIP THE	79	79						
	MARTIN SYD ELECTRIC INC	61				61			
	MATERIAL HANDLING ENGINEERS	44						44	
MAX GRIGSBY CO INC	27	27							
MAXIMA CORPORATION THE	1,023				1,023				
MC FANN GRAY & ASSOC	193				193				
MC GINNIS ROY & CO INC	2,048	1,957			91				
MC INTOSH CONSTR CO INC	4,102	4,102							
MCJ TELECOMMUNICATIONS CORP	103				103				
MECHANICAL TECHNOLOGY INC	454				454				

PRIME CONTRACT AWARDS BY STATE, CITY AND CONTRACTOR
FISCAL YEAR 1984 (OCT - SEP)
TEXAS

LOCATION NAME	CONTRACTOR NAME	DOD TOTAL	(DOLLARS IN THOUSANDS)						
			ARMY	NAVY	AIR FORCE	DLA	OCE	ODA	
SAN ANTONIO	MEDICAL DATA SYSTEMS	76	48			28			
	MEDICAL ENTERPRISES INTL	86	86						
	MEDINA VALLEY SHEET METAL	138				138			
	MEMOREX CORPORATION	370				370			
	MIL-COM ELCTRNCs CORP	1,627	1,627						
	MILLER-TALLY ASSOCIATES INC	55	55						
	MISSION CHEVROLET INC	227	227						
	MISSION CONTRACTORS INC	94	94						
	MONIER A J & CO	40				40			
	MONTGOMERY ELEVATOR COMPANY	97				97			
	MOORE INDUSTRIAL DISPOSAL INC	932				932			
	MORENO CARBIDE CO	257				257			
	MORMAN-MOK PARTNERSHIP	47	47						
	MYART & MYART MECHANICALS	423	358			65			
	N B I INC	26	26						
	N B I INC	46				46			
	N C R CORP FED SYS	33				33			
	NATIONAL AEROSPACE	62				62			
	NATIONAL COMPUTER SYSTEMS INC	28	28						
	NATIONAL IND FOR BLIND	814						814	
	NCR COMTEN INC	182				182			
	NO K M & ASSOCIATES INC	457	383			74			
	NORTH AMERICAN ROOFING CO INC	176	176						
	O TOOLE MECHANICAL SERVICE INC	139				139			
	OLMOS EQUIPMENT COMPANY INC	1,797				1,797			
	OLSHAN DEMOLISHING CO	35				35			
	ORTEGA ROBERT & SON	108				108			
	OUTSIDE PLANT ENGRG CONSTR CO	147	147						
	P & S ASSOCIATES INC	35				35			
	P K G SYSTEMS INC	64				64			
	PAGE AVJET CORPORATION	338			37	301			
	PAGE TOM & CO INC	182				182			
	PAK-MOR MANUFACTURING CO	145	145						
	PALMER ARCHITECTS INC	29				29			
	PATS JANITORIAL SERVICE INC	125				125			
	PEACE BILL & SON INC	151				151			
	PERCOR INC	90				90			
	PERKIN-ELMER CORPORATION THE	38				38			
	PHILIPS INFORMATION SYSTEMS	34	34						
	PICKER INTERNATIONAL INC	63	63						
	PIPE MOVERS INC	30				30			
	PITNEY BOWES INC	414				414			
	PRASSEL CONSTRUCTION CO	413				413			
PRECISION MFG SAN ANTONIO TXS	535				535				
PROCESS CONTROL TECHNOLOGY INC	632			71	561				
PRODUCTS FOR SURGERY INC	119	119							
QUALITY ALUMINUM PATIO CO INC	1,070				1,070				
QUINNEY ELECTRIC INC	324	43			281				

PRIME CONTRACT AWARDS BY STATE, CITY AND CONTRACTOR
FISCAL YEAR 1984 (OCT - SEP)
TEXAS

LOCATION NAME	CONTRACTOR NAME	DOD TOTAL	(DOLLARS IN THOUSANDS)						
			ARMY	NAVY	AIR FORCE	DLA	OCE	ODA	
SAN ANTONIO	RADIAN CORPORATION	113				113			
	RADIATION THERAPY SVC	41	41						
	RADY & ASSOCIATES INC	130	130						
	RAM II GENERAL CONTRACTOR	47				47			
	RD PAINTING CO	26				26			
	REFINERY ASSOCIATES INC	999					999		
	RILEY H M PAINTING CONTRACTOR	2,558				2,558			
	RITE-WAY SERVICES INC	227				227			
	RIVER CITY PETROLEUM INC	25						25	
	ROCKWELL INTERNATIONAL CORP	65				65			
	ROEGELEIN COMPANY THE	5,094	79			256		4,759	
	ROMINE ROMINE & BURGESS INC	158	158						
	ROTHE DEVELOPMENTS INC	858				858			
	S A CROWN CONSTR CO INC	109				109			
	S M S DATA PRODUCTS	74				74			
	SAN ANTONIO	2,865				2,865			
	SAN ANTONIO ASSOC BLND	168						168	
	SAN ANTONIO MANUFACTURING INC	1,745				1,745			
	SATUS INC	51				51			
	SAXON B B COMPANY INC	4,006				4,006			
	SCOBAY MOVING COMPANY	305						305	
	SCREEN ART PROCESS INC	495				495			
	SEGUIN VENTURE CONSTRUCTION CO	330				330			
	SERVICEMASTER INDUSTRIES INC	3,482				3,482			
	SFA CORPORATION	105				105			
	SHAFER PLUMBING & HEATING INC	403				403			
	SILBER & ASSOC CONSL INC	70				70			
	SLOCOMB J T COMPANY	25				25			
	SMITH JOE EARL ASSOCIATES	40				40			
	SMITH, LUTHER C CONSTRUCTION	574				574			
	SMS DATA PRODUCTS GROUP INC	72				72			
	SNAP-ON TOOLS CORPORATION	112				112			
	SOLIS GENERAL CONTRACTORS INC	455				455			
	SOUTH TEXAS STEEL	36				36			
	SOUTHERN MECH & ENGRG CONTRS	145				145			
	SOUTHWEST DECOR INC	163				163			
	SOUTHWEST DECOR INC	79				79			
	SOUTHWEST FOUNDTN BMDCL RSRCH	257	257						
	SOUTHWEST RESEARCH INSTITUTE	14,180	7,080		1,102	4,586		1,110	302
	SPACELABS INC	50				50			
	SPARTA INSTRUMENT CORPORATION	79						79	
	SPERRY CORPORATION	1,424				1,424			
	SPERRY UNIVAC	36				36			
	SPERRY UNIVAC EDUCATION CENTER	43				43			
	ST LOUIS CONVEYOR CO	46				46			
	ST MARYS UNIVERSITY	107	107						
	STANDARD INDUSTRIES INC	485						485	
	STATE UNIVERSITY OF NEW YORK	71	71						

PRIME CONTRACT AWARDS BY STATE, CITY AND CONTRACTOR
FISCAL YEAR 1984 (OCT - SEP)
UTAH

LOCATION NAME	CONTRACTOR NAME	DOD TOTAL	(DOLLARS IN THOUSANDS)				DLA	OCE	ODA
			ARMY	NAVY	AIR FORCE				
HILL AIR FORCE BASE	GTE PRODUCTS CORP	4,217				4,217			
	GUSTAVSON DEAN L ASSOCIATES	427	427						
	GV CONTRACTING	123				123			
	HARRISON H J CONSTRUCTION CORP	79				79			
	HERM HUGHES & SONS INC	5,188	5,188						
	HEWLETT-PACKARD COMPANY	50				50			
	HIDE AWAY HOMES INC	781	781						
	HONEYWELL INC	177				177			
	HONEYWELL INFORMATION SYSTEMS	43				43			
	HUTCHINSON CONSTRUCTION	225				225			
	HYDRAULIC UNITS INCORPORATED	28				28			
	INFOTEC DEVELOPMENT INC	193				193			
	INTERNATIONAL BUSINESS MCHS	612				612			
	INTERTEC CONST	44				44			
	IVERSON R G INC	114				114			
	J & A ENTERPRISES INC	551				551			
	JAYHAWK ENTERPRISES INC	175				175			
	JONES J B CNSTRCTN CO INC	439				439			
	KAPP EXCAVATING	400				400			
	KITCO INC	70				70			
	KOENIG HEINZ & SONS CONSTR	79				79			
	L T T CONTRACTORS INC	390	390						
	LEAR SIEGLER MGMT SERVICES	376				376			
	LEWIS ELECTRIC COMPANY	34				34			
	LOGICON INC	5,402				5,402			
	LUND CONSTRUCTION	58				58			
	MAINTENANCE SERVICE CORP	152				152			
	MARTEC SYSTEM THE	715				715			
	MAYTAG AIRCRAFT CORPORATION	720				720			
	MBI INC	29				29			
	MC CULLOUGH CONSTR CO INC	262				262			
	MC GUIRE CONSTRUCTION CO	1,267				1,267			
	MC NEIL J D CONSTRUCTION INC	2,721				2,721			
	MILLS CONSTRUCTION COMPANY	392				392			
	MINORITY ENTERPRISES SVE ASSOC	38				38			
	MODCOMP	38				38			
	MODEL LINEN INC	156				156			
	MOTOROLA INC	102				102			
	MOUNTAIN BELL TELE & TELEG	56				56			
	MOUNTAIN FUEL SUPPLY COMPANY	6,565				6,565			
	NATIONAL METAL INDUSTRIES	29	29						
	NCR CORPORATION	300				300			
	NELSON BROTHERS CONSTR CO	1,675	544			1,131			
	NEWCO ELECTRIC INC	47				47			
	NORTH AMERICAN ENVIRONMENTAL	51					51		
	NORTH DAVIS REFUSE BOARD	40				40			
	NORTH STAR CONSTRUCTION CO INC	466	466						
	PANUSHKA DONALD H & ASSOC	102	102						

PRIME CONTRACT AWARDS BY STATE, CITY AND CONTRACTOR
FISCAL YEAR 1984 (OCT - SEP)
UTAH

LOCATION NAME	CONTRACTOR NAME	DOD TOTAL	(DOLLARS IN THOUSANDS)						
			ARMY	NAVY	AIR FORCE	DLA	OCE	ODA	
HILL AIR FORCE BASE	BENECO ENTERPRISES INC	1,806	1,806						
	BIG D CONSTRUCTION CORP	62				62			
	BIONETICS CORP THE	1,414				1,414			
	BOEING COMPANY INC THE	16,966				16,966			
	BRIXEN CHRISTOPHR ARCHTCTS PC	375	375						
	BURROUGHS CORPORATION	1,214				1,214			
	CACHE VALLEY ELECTRIC COMPANY	65				65			
	CASE LOWE & HART	240		240					
	CENTRAC ASSOCS INC	226		226					
	CHAMPION SPARK PLUG COMPANY	372				372			
	CO-AX ENTERPRISES INC	350				350			
	COLLABORATION/ARCHITECT GRP	107		107					
	COMMERCIAL BUSINESS SYSTEMS	26				26			
	COMPUTER SCIENCES CORPORATION	3,101		2,683					418
	COMPUTERIZED REST SYS INC	52				52			
	COMPUTERVISION CORPORATION	207				207			
	CONTROL INC	3,311		3,266		45			
	CONTROL DATA CORPORATION	572				572			
	CORNWALL BRUCE M COMPANY	55				55			
	CROWN LAUNDRY & DRY CLEANING	747				747			
	CROWN LAUNDRY & DRY CLNRS	139				139			
	CUZCO CABINETS	29				29			
	D & D CONCRETE INC	852		577		275			
	D P ENTERPRISES	166				166			
	DATAPoint CORPORATION	43				43			
	DESERET ARCHITECTS & ENGINEERS	26		26					
	DIGITAL EQUIPMENT CORPORATION	474				474			
	DURBANO DAVID L CONSTRUCTION	198		198					
	E AND L LEASING COMPANY	839				839			
	EDWARDS	469		469					
	ELECTROSPACE SYSTEMS INC	495				495			
	ENGINEERING & DESIGN ASSOC	246		246					
	EVERGREEN MOBILE CO	68				68			
	EYRING RESEARCH INSTITUTE INC	604				604			
	F P I INDUSTR	31				31			
	FIFE ROCK PRODUCTS CO INC	1,177		348		829			
	FIRE ENGINEERING CO INC	77				77			
	FORSOREN PRKNS	74		74					
	FOUR PHASE SYSTEMS INCORPORATE	44				44			
	FRED ANDERSON & SONS	29				29			
	G T E SERVICE CORPORATION	168				168			
	G V CONTRACTING	545		545					
	GBR CONSULTANTS GROUPING	61		61					
	GEO-CON INC	355				355			
	GILLIES / STRANSKY ASSOCS	94		94					
	GOODRICH REECE CONSTRUCTION	621				621			
	GOULD COMPUTER SYSTEMS INC	331				331			
	GRAMOLL CONSTR CO INC	2,539		2,539					

PRIME CONTRACT AWARDS BY STATE, CITY AND CONTRACTOR
FISCAL YEAR 1984 (OCT - SEP)
UTAH

LOCATION NAME	CONTRACTOR NAME	DDO TOTAL	(DOLLARS IN THOUSANDS)						
			ARMY	NAVY	AIR FORCE	DLA	OCE	ODA	
DUGWAY PROVING GROUND	ARIX	80	80						
	BARNES & SONS INCORPORATED	210	210						
	BRIXEN CHRISTOPHR ARCHTCTS PC	25	25						
	BRUGG & PIERCY ASSOCIATES	97	97						
	CONTROL INC	33	33						
	CORNWALL, EVANS	53	53						
	DIGITAL EQUIPMENT CORPORATION	36				36			
	HAWTHORNE AVIATION	212	212						
	LEWIS ELECTRIC COMPANY	223	223						
	LOCKHEED ENORG & MGT SVS CO	542	542						
	MOLEN ASSOCIATES	84	84						
	MUIR & ASSOCIATES PC	157	157						
	NAKA INDUSTRIES	3,175	3,175						
	P M ENGINEERS INC	111	111						
	PRITCHETT CONSTRUCTION CO	4,166	4,166						
	REGAL RECREATION CENTER	56	56						
	SEASHORES INC	271	271						
	SKAGGS TELE SV INC	86	86						
	STEARNS-ROGER INCORPORATED	115	115						
	SYSTEMS PLANNING CORP	56	56						
	THOMAS PETERSEN HAMMOND	28	28						
	TROPICAL LAWN CARE	127	127						
	UTAH POWER & LIGHT CO	478	478						
VALENTINER NIELS & ASSOC	80	80							
VAN FRANK AND ASSOCIATES INC	39	39							
XEROX CORPORATION	28	28							
TOTAL - DUGWAY PROVING GROUND		10,568	10,532			36			
FRUIT HEIGHTS	WESTEST ENGINEERING CORP	1,652			1,652				
GARFIELD	UNION CARBIDE CORPORATION	383			383				
HELPER	ISLAND CREEK COAL SALES CO	228					228		
HIAWATHA	LONGMIRE COAL COMPANY INC	976					976		
	TRICENTENNIAL CORP	245					245		
	UNITED STATES FUEL COMPANY INC	821					821		
TOTAL - HIAWATHA		2,042					2,042		
HILL AIR FORCE BASE	ABT SERVICE CORPORATION	135			135				
	AMERICAN CONSTR & ENERGY	49			49				
	AMERICAN FENCE COMPANY OGDEN	65			65				
	AMERICAN STANDARD INDUS SVS	629			591		38		
	ARCHITECTURAL ASSOCS INC	205	205						
	ARIX A PROFESSIONAL CORP	50			50				
	ASPHALT PAVING CORP	310			310				
	AUTOMTD BSNS SYSYMS SRVC INC	1,367			1,367				
B & E PLUMBING INC	56			56					

PRIME CONTRACT AWARDS BY STATE, CITY AND CONTRACTOR
FISCAL YEAR 1984 (OCT - SEP)
UTAH

LOCATION NAME	CONTRACTOR NAME	DOD TOTAL	(DOLLARS IN THOUSANDS)					
			ARMY	NAVY	AIR FORCE	DLA	OCE	ODA
ALPINE	ALPINE INDUSTRIES	1,154			1,154			
BOUNTIFUL	AUTOSIMULATIONS INC	67	67					
	SHIPLEY ASSOC TRAINING PROGRAM	183					38	145
	TELOS COMPUTING INC	129	86		43			
TOTAL - BOUNTIFUL		379	153		43		38	145
BRIGHAM CITY	DIGITAL EQUIPMENT CORPORATION	45			45			
	FLYING J INC	1,744					1,744	
	LOCKHEED MIS/SP CO INC	37		37				
	MORTON THIOKOL INC	278,240		5,989	272,251			
	THIOKOL CORPORATION	471		211	260			
TOTAL - BRIGHAM CITY		280,537		6,237	272,556		1,744	
BRIGHTON	FLYING J INC	34	34					
CENTERVILLE	AIR PRODUCTS AND CHEMICALS INC	326			326			
	STEVENS COMPANY	187			187			
	TOTAL - CENTERVILLE	513			513			
CLEARFIELD	INN FOODS INC	66					66	
	PIONEER ADULT REHABILITATION CTR	234				234		
	RENAISSANCE EXCHANGE INC	71		71				
	WORLDWIDE PACKG CRATING UTAH	233						233
	TOTAL - CLEARFIELD	604		71	234			299
CLINTON	EVANS AIRCRAFT INDUSTRIES	68			68			
DRAPER	UTAH STATE DPT OF CORRECTION	153	153					
DUGWAY	ARIX	167	167					
	BATTELLE MEMORIAL INSTITUTE	70	70					
	CANNON J N & ASSOCS	31	31					
	CRIMSON ENTERPRISES INC	719	719					
	HAWTHORNE AVIATION	2,726	2,726					
	HEWLETT-PACKARD COMPANY	210	210					
	HOLMES & NARVER INC	49	49					
	INTERNATIONAL BUSINESS MCHS	77	77					
	LOCKHEED ENGRG & MGT SVS CO	767	767					
	MUIR & ASSOCIATES PC	90	90					
	SHARP/SORENSEN&ASSOCS ARCHT	94	94					
	SKAGGS TELE SV INC	71	71					
	SYLVAN SERVICE SORP	238	238					
	T & A PAINTING INC	21	21					
T-K INC	97	97						
TOTAL - DUGWAY		6,095	6,095					

PRIME CONTRACT AWARDS BY STATE, CITY AND CONTRACTOR
 FISCAL YEAR 1984 (OCT - SEP)
 TEXAS

LOCATION NAME	CONTRACTOR NAME	DOD TOTAL	(DOLLARS IN THOUSANDS)					OCE	ODA
			ARMY	NAVY	AIR FORCE	DLA			
MATAGORDA	BEAN DREDGING CORPORATION	1,597						1,597	
	FISHER KING MRN SVCS	161						161	
	HOOKS MIKE INC	470						470	
	HUNTER FLORES MARINE INC	96						96	
	MISENER MRN CNSTR INC	550						550	
TOTAL - MATAGORDA		2,874						2,874	
MILAM	STUYVESANT DREDGING COMPANY	65						65	
NUECES	FOUR-F CORP	2,852						2,852	
	GARRETT CONSTRUCTION COMPANY	85						85	
	MISENER MRN CNSTR INC	2,675						2,675	
	RICHARDSON LYD CONSTR CORP	199						199	
TOTAL - NUECES		5,413						5,413	
ORANGE	WILLIAMS-MC WILLIAMS CO INC	2,619						2,619	
SAN AUGUSTINE	TEXAS STATE OF	28						28	
WILLACY	RICHARDSON LYD CONSTR CORP	182						182	
TOTAL - TEXAS		8,750,329	1,651,755	1,258,229	3,469,064	2,204,183	141,078	26,020	

PRIME CONTRACT AWARDS BY STATE, CITY AND CONTRACTOR
FISCAL YEAR 1984 (OCT - SEP)
TEXAS

LOCATION NAME	CONTRACTOR NAME	DOD TOTAL	(DOLLARS IN THOUSANDS)					
			ARMY	NAVY	AIR FORCE	DLA	OCE	ODA
WAXAHACHIE	TYLER REFRIGERATION CORP DEL	56				56		
BELL	BELL COUNTY OF	47						47
	HAMILTON DRLG & ENG TSTG INC	42						42
TOTAL - BELL		89						89
BOSQUE	HOOKS MIKE INC	1,915						1,915
BRAZORIA	DERBES MAX J JR INC	54						54
	NORTH AMERICAN TRAILING CO INC	800						800
TOTAL - BRAZORIA		854						854
BURNET	INTERNATIONAL AERIAL CO	72						72
COLLIN	COLLIN COUNTY	45						45
COMAL	COMAL COUNTY	29						29
DENTON	DENTON COUNTY OF	138						138
	LEWISVILLE CITY OF	28						28
	NORWOOD JAMES K	40						40
	PHYLLIS L MURRILL	35						35
TOTAL - DENTON		241						241
GALVESTON	ENGINEERING COMP OPT INC	200						200
	HUTCH INC	34						34
	NUS CORPORATION	90						90
	STUYVESANT DREDGING COMPANY	5,756						5,756
	WILLIAMS-MC WILLIAMS CO INC	774						774
TOTAL - GALVESTON		6,854						6,854
HARRIS	BEAN DREDGING CORPORATION	50						50
	GARRETT CONSTRUCTION COMPANY	300						300
	HENDRY CORPORATION	2,228						2,228
	JAMES T L & CO INC	569						569
	PETROPAK INC	354						354
	RICHARDSON LYD CONSTR CORP	134						134
	SHAMROCK CONSTRUCTION INC	1,090						1,090
	TIDE CONSTRUCTION COMPANY	188						188
TOTAL - HARRIS		4,911						4,911
HILL	MUCKLERGY R G INC	26						26
JEFFERSON	BEAN DREDGING CORPORATION	5,577						5,577
	FISHER KING MRN SVCS	416						416
	GARRETT CONSTRUCTION COMPANY	176						176
	ROSIEK CONSTRUCTION CO INC	1,550						1,550
	WILLIAMS-MC WILLIAMS CO INC	535						535
TOTAL - JEFFERSON		8,254						8,254

PRIME CONTRACT AWARDS BY STATE, CITY AND CONTRACTOR
FISCAL YEAR 1984 (OCT - SEP)
TEXAS

LOCATION NAME	CONTRACTOR NAME	DOD TOTAL	(DOLLARS IN THOUSANDS)					GDA
			ARMY	NAVY	AIR FORCE	DLA	OCE	
FORT WORTH	DYNALECTRON CORPORATION	75-			75-			
	MARCON INDUSTRIES INC	85			85			
	MENASCO INC	36					36	
TOTAL - FORT WORTH		212		27	10		175	
HICO	I T CORPORATION	186		186				
HOUSTON	BOEING SRVCS INTRNTNL INC	29		29				
	COCA COLA COMPANY	1,728					1,728	
	HIGH STRENGTH QA STEELING	39		39				
	PIERCE GOODWIN & ALEXANDER	54		54				
	RAY B INC	28		28				
	SOUTHWEST BUSINESS PUBL CO	35		35				
TOTAL - HOUSTON		1,911		185			1,728	
LA GRANGE	PETRALLOY CORP	526		526				
LEWISVILLE	INTERNATIONAL AERIAL CO	85						85
MCBREGOR	HERCULES INCORPORATED	70			70			
MIDLOTHIAN	DISTRICT INTERNATIONAL SUP CO	51					51	
ODESSA	JONES WELDNG/FABRCTN INC	34-		34-				
PARIS	BABCOCK & WILCOX COMPANY	99					99	
SAN ANTONIO	ALAMO AIRCRAFT SUPPLY INC	37					37	
	CATALANI B INC	28					28	
	MIL-COM ELCTRNCs CORP	1,642		1,642				
	SOUTHWEST DECOR INC	28		28				
	SOUTHWEST RESEARCH INSTITUTE	3,240		3,214		26		
	SPERRY CORPORATION	266				266		
	TECHNOLOGY INCORPORATED	267				267		
TOTAL - SAN ANTONIO		5,506		4,884		559	65	
STAFFORD-MISSOURI CI	LINNENBANK INTERNATIONAL	200		200				
SUGAR LAND	INTERNATIONAL CIRCUIT BREAKERS	122		122				
	VARIAN ASSOCIATES	55				55		
TOTAL - SUGAR LAND		177		122		55		
TEXAS CITY-LEAGUE CI	CIVIL WORKS CONSTRUCTORS INC	2,186						2,186
	WILLIAMS-MC WILLIAMS CO INC	500						500
TOTAL - TEXAS CITY-LEAGUE CI		2,686						2,686
WACO	MARATHON MANUFACTURING CO	371					371	

PRIME CONTRACT AWARDS BY STATE, CITY AND CONTRACTOR
FISCAL YEAR 1984 (OCT - SEP)
TEXAS

LOCATION NAME	CONTRACTOR NAME	DDO TOTAL	(DOLLARS IN THOUSANDS)					OI
			ARMY	NAVY	AIR FORCE	DLA	OCE	
WICHITA FALLS	OMEN MECHANICAL CONTRACTORS	906	65		841			
	OMNI DESIGN GROUP	77			77			
	PALCO MECHANICAL CONTRACTORS	44			44			
	PALMER JOHNSON DISTRIBUTORS	26					26	
	PERCOR INC	280			280			
	R & M CONSTRUCTION INC	4,373	4,373					
	RED EAGLE CONSTR CO	991			991			
	REID-ROSS COMPANY	2,868	2,868					
	RESTREPO ENTERPRISES INC							
	ROOF ENGINEERING INC	73			73			
	ROSE CONSTRUCTION COMPANY INC	49			49			
	S & T CONSTRUCTION CO INC	243				243		
	SALINAS CONSTRUCTION	43			43			
	SERVICEMASTER INDUSTRIES INC	388			388			
	SOUTHWESTERN BELL TEL CO	581			581			
	SOUTHWESTERN BELL TELEPHONE	151			151			
	SUNBELT ELEC.RICAL COMPANY INC	1,033			1,033			
	SUPREME BEEF PROCESSORS INC	29					29	
	SUTHERLAND SERVICES INC	548			548			
	T W SYSTEMS INC	232	232					
	TECOM INCORPORATED	1,508			1,508			
	TEXAS ELEC SVC CO	3,607			3,607			
	TEXAS ELECTRIC SVC CO	510			510			
	TEXAS INSTRUMENTS INCORPORATED	62	62					
	THOMAS LLOYD COMPANY INC	63			63			
	TRI-STATE SVCS OF TX INC	343	49		294			
	TRINITY EQP CO	32	32					
	UNITED CONTRACT SERVICES INC	62			62			
	VALLEY FORGE DEVELOPMENT	79			79			
	WASHEX MACHINERY CORP	150	32				118	
	WICHITA ENGINEERING COMPANY	279	221		58			
	WINGLER SHARP ARCHTCTS PLNNRS	444	444					
	XEROX CORP	69			69			
YANDELL & HILLER INC	140	49		91				
TOTAL - WICHITA FALLS	61,773	22,291	243	38,431	173		6	
WILMER	SANDERS MC CALL	35	35					
WOODVILLE	HENSARLING HAROLD	28					28	
WYLIE	MUNICIPAL PEOPLE INC	45					45	
BEAUMONT	MOBIL OIL CORPORATION	221				221		
BONHAM	GENERAL CABLE CO	667				667		
FORT WORTH	BELL HELICOPTER/TEXTRON	139				139		
	BRANDT A	27		27				

PRIME CONTRACT AWARDS BY STATE, CITY AND CONTRACTOR
FISCAL YEAR 1984 (OCT - SEP)
TEXAS

LOCATION NAME	CONTRACTOR NAME	DDC TOTAL	(DOLLARS IN THOUSANDS)					OCE	CI
			ARMY	NAVY	AIR FORCE	DLA	OCE		
WHITE OAK	ELECTRODELTA INC	967	967						
WHITNEY	DOUBLE W SERVICE COMPANY	43						43	
	FORD UNIV CRPT/CONST INC	325						325	
TOTAL - WHITNEY		368						368	
WICHITA FALLS	AIR CAPITOL CONTRACTORS	48				48			
	ALLWINDOW INSTALLATION CO	691				691			
	AM INTERNATIONAL INC	29				29			
	AMERICAN COIN METER OF COLO	74				74			
	AMERICAN CONSTR & ENERGY	422	422						
	ASTRONAUTICS CORPORATION AMER	3,583	3,583						
	ATV JACQUARD INC	66				66			
	BADGER CONSTRUCTION INC	48				48			
	BARNES LNDS GDMN & YNGBD	27	27						
	BIG PICTURE COMPANY THE INC	219				219			
	BRATCHER N R CONST CO	179				179			
	BROX INDUSTRIES INC	41				41			
	CENTENNIAL SYSTEMS INC	533							5
	CITY OF WICHITA FALLS	317				317			
	COMMUNITY WINDOW SHADE CO INC	54				54			
	CONSOLIDATED MKTG NETWORK	447				447			
	DATAPoint CORPORATION	57							
	DOUGLAS FLOOR COMPANY	37				37			
	EVCO NATIONAL	54				54			
	FEDERAL DATA SYSTEM CORP	45							
	FINE CONTRACTING CO	60				60			
	FLAKE INDUSTRIAL SERVICES INC	1,527	1,527						
	GUARANTEE CONSTRUCTION CO INC	433				433			
	H T B INC	49	49						
	HAGGERTY PLUMBING	384				384			
	HESTER J C CO INC	2,054				2,054			
	HONEYCUTT J A	129				129			
	HONEYWELL INC	56				56			
	INDIVIDUAL DEV CNTR INC	4,731				4,731			
	INTERNATIONAL BUSINESS MCHS	228				228			
	J & A ENTERPRISES INC	202				202			
	JAMER PRODUCTIONS	64				64			
	JENSEN GEORGE E CNTRCTR INC	574	574						
	JETS SERVICES INC	167				167			
	LA FORGE CONSTRUCTION CONTO	7,584	7,584						
	LACO RENTALS INC	85				85			
	LEWIS & PUOH	118	118						
	LONE STAR GAS CO TX INC	2,053				2,053			
	MILLER J CONSTRUCTION	45				45			
	MORRIS PLUMBING COMPANY INC	421				421			
	MOTOROLA INC	34				34			
	NORTHROP WORLDWIDE AIRCRAFT SV	13,541				13,541			

PRIME CONTRACT AWARDS BY STATE, CITY AND CONTRACTOR
FISCAL YEAR 1964 (OCT - SEP)
TEXAS

LOCATION NAME	CONTRACTOR NAME	DDO TOTAL	(DOLLARS IN THOUSANDS)					GCE	GD
			ARMY	NAVY	AIR FORCE	DLA			
TRUSCOTT	DOWNEY LF CONSTRUCTION INC	69						69	
	LONE STAR GAS CO TX INC	39						39	
	YOUNG ENTERPRISES INC	226						226	
	TOTAL - TRUSCOTT	334						334	
TYLER	EAST TEXAS LGHTS BLIND	1,122		1,122					
	GLOBE INDUSTRIAL SUPPLIES INC	71					71		
	JAY-BEE MANUFACTURING INC	139		65		74			
	LOGGINS MEAT COMPANY	20,178					20,178		
	TOTAL - TYLER	21,510		1,187		74	20,249		
UVALDE	CONSOLIDATED MARKETING	67					67		
VICTORIA	GROCE-WEARDEN COMPANY	26				26			
VICTORIA	VICTORIA MACHINE WORKS	230				230			
WACO	BAYLOR COLLEGE OF MEDICINE	77		77					
	BAYLOR UNIVERSITY	71	33			38			
	CENTRAL TEXAS CLARKLIFT INC	30	30						
	DARR EQUIPMENT CO	29	29						
	DOUBLE W SERVICE COMPANY	32						32	
	DYNETERIA INC	302				302			
	EVCO NATIONAL	97						97	
	GENCORP INC	396	396						
	GEORGES CNTRS INDSTL SPL INC	373					373		
	LIGHTHOUSE FOR THE BLIND	765			765				
	LUDWIG SAW & TOOL SHARPENING	45	45						
	MARATHON LE TOURNEAU CO	913	913						
	MARATHON MANUFACTURING CO	11,353	6,795	50	1,141	1,367			
	PREWITT & ASSOCIATES INC	64						64	
	RED EAGLE CONSTR CO	62						62	
	RESTROOM FACILITIES CORP	150						150	
	ROGERS JIMMY	42						42	
	TEXAS AERO INC	112					112		
	TOLSON OIL COMPANY OF WACO	6,307					6,307		
	TVMCO INC	4,191				67	4,124		
WACO CITY OF	39						39		
3 M CENTER	29	29							
TOTAL - WACO	25,499	10,270	892	1,548	12,283	506			
WAXAHACHIE	TYLER REFRIGERATION CORP DEL	143			34	109			
WEBSTER	GEOCONTROL SYSTEMS INC	400					400		
WEIMAR	SANDERS MC CALL	103	103						
WELLS	HAVENER ENTERPRISES INC	38	38						

PRIME CONTRACT AWARDS BY STATE, CITY AND CONTRACTOR
FISCAL YEAR 1984 (OCT - SEP)
TEXAS

LOCATION NAME	CONTRACTOR NAME	DOD TOTAL	(DOLLARS IN THOUSANDS)					
			ARMY	NAVY	AIR FORCE	OLA	OCE	
TEXARKANA	CONTROL DATA CORPORATION	297	297					
	DAY & ZIMMERMAN INC	16,848	16,848					
	DIAMOND K CORPORATION	144	144					
	DUG INC	147	147					
	FEDERAL COMPUTER CORP	48	48					
	FEDERAL PRISON INDUSTRIES INC	104		104				
	FOUR THIRTEEN INCORPORATED	505	505					
	GARVEY CENTER INC	68	68					
	H M B CONSTRUCTION CO	486	486					
	HERTZ CORPORATION THE	57	57					
	INDUSTRIAL COATINGS INC	966	966					
	INTEGRITY INC	59	59					
	INTERNATIONAL BUSINESS MCHS	251	251					
	J H CONSULTING SVC INC	27	27					
	JOSEPH R & CO	144	144					
	K E T INC	321	321					
	LARICH INC	39	39					
	LEE W C CONSTRUCTION CO	518	518					
	LIVSEY CO INC	184	184					
	NCR CORPORATION	41	41					
	NORTH AMERICAN CONSTRUCTION	435	435					
	NORTH AMERICAN RAILWAY SVC INC	2,990	2,990					
	PATTERSON JOHN CONSTRUCTION	204	204					
	PIONEER MECHANICAL CONTR INC	30	30					
	PRE CORPORATION	852	852					
	R H C INC	38-	38-					
	RILEY PAVING CO	109	109					
	ROTH INCORPORATED	155	155					
	SANTA FE ENGINEERS INC	28-	28-					
	SOUTHWESTERN ELECTRIC PWR CO	3,107	3,107					
	SPERRY CORPORATION	192	192					
	SPRINGFIELD BLDG MNTNC INC	911	911					
	SVC PROGRAMMES	27	27					
	TECHNICAL MICRONICS CONTROL	75	75					
	TELOS COMPUTING INC	51	51					
	THOMAS LA ROY INC	110	110					
	TRI-STATE SVCS OF TX INC	461	461					
	TRIAD CONTRACTORS INC	66	66					
	VISION CORPORATION	189	189					
TOTAL - TEXARKANA		39,110	38,964	104				42
TEXAS CITY	MIDWEST CONSTRUCTION COMPANY	295						295
	PILING INC	42						42
TOTAL - TEXAS CITY		337						337
TOWN BLUFF	ROJAN INDUSTRIES	44						44
TRINITY	GARRETT CONSTRUCTION COMPANY	237						237

PRIME CONTRACT AWARDS BY STATE, CITY AND CONTRACTOR
FISCAL YEAR 1984 (OCT - SEP)
TEXAS

LOCATION NAME	CONTRACTOR NAME	DOD TOTAL	(DOLLARS IN THOUSANDS)					OCE
			ARMY	NAVY	AIR FORCE	DLA		
SHERMAN	JOHNSON S C & SON INC	1,717					1,717	
	TEXAS INSTRUMENTS INCORPORATED	5,465			5,465			
TOTAL - SHERMAN		7,182			5,465		1,717	
SILOAM	ROCKWELL INTERNATIONAL CORP	130			130			
SINCLAIR CITY	DURHAM MEAT COMPANY	37					37	
SOMERVILLE	CLINTON CONTRACTING CORP	44						44
	GENERAL ELECTRIC COMPANY	65						65
	RESTROOM FACILITIES CORP	121						121
	SOUTHWEST ASPHALT MATERIA	899						899
	WAB DISPOSAL	53						53
TOTAL - SOMERVILLE		1,182						1,182
SOUTH HOUSTON	PETRO-CHEMICAL MACHINE INC	35		35				
SPRING	DUNS VALVE TESTERS INC	113			113			
SUGAR LAND	DUN & BRADSTREET CRDT SRVCS	297					297	
	INTERNATIONAL SWITCHBOARD CORP	1,851			235	1,616		
	INTL SWITCHBOARD CORP	248			248			
	SCHLUMBERGER TECHNOLOGY CORP	42			42			
	VARIAN ASSOCIATES	325	298		27			
	VECTOR CABLE CO SCH LUMBE	174			174			
TOTAL - SUGAR LAND		2,937	298		726	1,616	297	
SWEENEY	PHILLIPS PETROLEUM COMPANY	4,742					4,742	
TARPLEY	RALPH CONSTRUCTION INC	1,392	1,392					
TEAGUE	TEAGUE TECHNICAL SERVICES INC	26				26		
TEMPLE	AMERICAN DESK MFG CO	30			30			
	BURRELL ROOSEVELT JR & SON INC	120						120
	CAMTRON II, INC	1,126					1,126	
TOTAL - TEMPLE		1,276			30		1,126	120
TERRELL	MADIX STORE FIXTURES	67				67		
TEXARKANA	A & M CONTRACTORS INC	251	251					
	ALEXANDER WOODROW	31	31					
	ALTECH INC	660	660					
	ARKLA INC	4,849	4,849					
	BOYD W R INC	1,200	1,200					
	BRADSHAW ELC & MECH CONSTR CO	298	298					
	C W R CONSTRUCTION INC	827	827					
	CARTER CNSTRCTN CO INC	42						42

PRIME CONTRACT AWARDS BY STATE, CITY AND CONTRACTOR
FISCAL YEAR 1984 (OCT - SEP)
TEXAS

LOCATION NAME	CONTRACTOR NAME	DOD TOTAL	(DOLLARS IN THOUSANDS)					
			ARMY	NAVY	AIR FORCE	DLA	OCE	
SAN ANTONIO	UNITED ELECTRICAL CONTRACTORS	202				202		
	UNIVERSAL SERVICES CO INC	1,331	331					
	UNIVERSITY OF OKLAHOMA	38	38					
	UNIVERSITY OF TEXAS SYSTEM	484	170			314		
	USD TECHNOLOGIES INC	385				385		
	V E C INC	75				75		
	VALERO TRANSMISSION COMPANY	8,808				8,808		
	VALIMET INC	229	229					
	VALLONE PETER	41					41	
	VEC INC	2,462	2,462					
	VENTURA MFG COMPANY	309		190		119		
	VILLARREAL C R ENGINEERING INC	76	76					
	VILLARREAL JESSE ELECT	37						37
	WALL COLMONOY CORPORATION	28						28
	WANG LABORATORIES INC	794	352		149	293		
	WILLIAMS STACKHOUSE INC	139						139
	WOSLEY ENGINEERING	587				587		
	WRIGHT LINE INC	30				30		
	XEROX CORPORATION	1,689	402			1,287		
	ZAMORA CONSTRUCTION CO	76				76		
ZENITH ELECTRONICS CORPORATION	315				315			
TOTAL - SAN ANTONIO		300,654	67,184	6,339	203,891	22,172	195	
SAN ANTONIO MISSIONS	SCOBAY MOVING COMPANY	207				207		
SAN CARLOS	RIGHT AWAY FOODS CORP	2,814				2,814		
SANGER	CRONEY MANUFACTURING CO	33	33					
	LONE STAR GAS CO TX INC	411						411
	OSWALD WILLIAM REAL EST APPRSR	26						26
	SOUTHWEST SURVEYING & MAPPIN	138						138
	TEXAS STATE DPT OF HIGHWAY	4,031						4,031
TOTAL - SANGER		4,639	33				4,606	
SAN MARCOS	FORM SPRANG-DANA	26				26		
	JANA INC	33		33				
	MENSOR CORPORATION	449	412		37			
TOTAL - SAN MARCOS		508	412	70	26			
SCHERTZ	TEXAS MEDICAL INSTRUMENTS INC	974	866			108		
SEABROOK	PETROUNITED TERMINALS INC	293				293		
SEAGOVILLE	FEDERAL PRISON INDUSTRIES INC	44		44				
	LEWIS & PUGH	72	72					
TOTAL - SEAGOVILLE		116	72	44				
SEGUIN	PROFORM INC	29	29					

PRIME CONTRACT AWARDS BY STATE, CITY AND CONTRACTOR
FISCAL YEAR 1984 (OCT - SEP)
TEXAS

LOCATION NAME	CONTRACTOR NAME	DOD TOTAL	(DOLLARS IN THOUSANDS)			
			ARMY	NAVY	AIR FORCE	DLA OCE
SAN ANTONIO	STEARNS CATALYTIC CORP	435			435	
	STEARNS-ROGER ENG CO	1,222			1,222	
	STERLING BAKERY	48				48
	STERLING MEDICAL ASSOCIATES	103	103			
	STERLING MEDICAL ASSOCIATES	357	357			
	STEVENS ENGINEERS INC	50			50	
	STINSON AVIATION CORPORATION	109	109			
	STINSON MANUFACTURING CO	504			504	
	STOOPS & DOAK INC	96			96	
	STORAGE TECHNOLOGY CORPORATION	241	151		90	
	STRAUS SYSTEMS INC	29			29	
	STRONG BILL ENTERPRISES INC	77			77	
	STRUCTURAL FINISHING INC	288			288	
	SUGARMAN BROS & SON INC	29	29			
	SUNBELT ELECTRICAL COMPANY INC	40			40	
	SUPERIOR PLBG HTG & A COND	398			398	
	SUPPORT TERMINAL SERVICES INC	195				195
	SVERDRUP & PARCEL AND ASSOC	185	185			
	SWIFT INDPT PKG CO INC DEL	98	98			
	SYSTEM DEVELOPMENT CO	3,122			3,122	
	SYSTEM DEVELOPMENT CORPORATION	759			759	
	SYSTEMS RESEARCH LABORATORIES	293			293	
	TECHCRAFT INC	45			45	
	TECHNOLOGY INCORPORATED	1,394			1,394	
	TEKTRONIX INC	112	86		26	
	TELEX COMPUTER PRODUCTS INC	27			27	
	TELEX CORPORATION THE	54	54			
	TELOS COMPUTING INC	309			309	
	TESORO PETROLEUM CORPORATION	304				304
	TEXAS CAPITAL CONTRACTOR INC	81	81			
	TEXAS CAPITAL CONTRACTORS	50	50			
	TEXAS ECOLOGISTS INC	106				106
	TEXAS INDUSTRIAL SERVICES INC	41			41	
	TEXAS MTLs HDLG SAN ANTONI	1,389	136		1,253	
	TEXAS PAINTER CRAFT INC	55			55	
	TEXAS PAINTING & DCTG CO	169			169	
	TEXAS TRUNK COMPANY INC	43				43
	TEZEL COTTER AC CO	89			89	
	THERMAL-DYNAMIC TOWERS INC	107			107	
	THOMPSON F CONST	149			149	
	THYSSEN-BORNEMISZA INC	260			260	
	TITAN INDUSTRIES INC	224			224	
TOWNSCO CONTRACTING COMPANY	194			194		
TRANSCO CONTRACTING COMPANY	4,179	2,990		1,189		
TRINITY UNIVERSITY	42	42				
TRITEC INC	54	54				
UNIQ COMPUTER CORP	43			43		
UNITED ELECTRIC MOTOR COMPANY	526			449	77	

PRIME CONTRACT AWARDS BY STATE, CITY AND CONTRACTOR
FISCAL YEAR 1984 (OCT - SEP)
UTAH

LOCATION NAME	CONTRACTOR NAME	DOD TOTAL	(DOLLARS IN THOUSANDS)			
			ARMY	NAVY	AIR FORCE	DLA OCE
HILL AIR FORCE BASE	PETROLEUM TANK SERVICE INC	89			89	
	PROFESSIONAL BUILDING SERV	100			100	
	REAVELEY ENGINEERS & ASSOC	65	65			
	RED BALL WELDING INC	458			458	
	REDD ROOFING & CONSTR CO	195			195	
	REMCO CONSTRUCTION CO INC	894			894	
	RENAISSANCE ART SCHOOL	250			250	
	ROCKWELL INTERNATIONAL CORP	195			195	
	ROTAIR INDUSTRIES INC	28			28	
	S M S DATA PRODUCTS	89			89	
	SALT LAKE TYPEWRITER INC	32			32	
	SAXON B B COMPANY INC	1,177			1,177	
	SCOTT LOUIE AND BROWNING	364	364			
	SCRENSON CONSTRUCTION INC	253			253	
	SPERRY CORPORATION	162			162	
	STEINER CORPORATION	96			96	
	STERLING MEDICAL ASSOCIATES	118			118	
	STEVENS COMPANY	3,585	1,373		2,212	
	STEVENS CONSTRUCTION INC	38	38			
	STORAGE TECHNOLOGY CORPORATION	251			251	
	STROH HARRY A ASSOCIATES INC	34			34	
	STUCKI-MILLER INC	522			522	
	SUEKAWAS JANITORIAL SERVICE	472			472	
	SURE COMMERCIAL CARPETS	232			232	
	SUSUMU CONSTRUCTION INC	181			181	
	SWENSON SMITH AND CRANE APC	41	41			
	SYSTEM DEVELOPMENT CORP	37			37	
	TEKTON INC	615	615			
	TELOS COMPUTING INC	343			343	
	THURGOOD MIKE & SON CONSTR CO	34			34	
	THYSSEN-BORNEMISZA INC	111			111	
	TOWNSCO CONTRACTING COMPANY	187			187	
	TRW INC	19,817			19,817	
	UDELL CONSTRUCTION	50			50	
	UNITED STATES INSTR RENTALS	102			102	
	UTAH POWER & LIGHT CO	5,938			5,938	
	VAN BOERUM & FRANK ASSOC	184	184			
	VAN FRANK AND ASSOCIATES INC	33	33			
	WANG LABORATORIES INC	312			312	
	WARD-JONES CONSTRUCTION	292	237		55	
	WESTERN MECHANICAL SUPPLY CO	588			588	
	WESTERN OFFICE SYSTEMS INC	26			26	
	WESTERN STATES ELECTRIC INC	41			41	
	WHEELER CONSTRUCTION INC	115			115	
	WILKINSON CONSTRUCTION CO	230			230	
	WISCONSIN INDUSTRIAL MCH SV	49			49	
	XEROX CORPORATION	808			808	
TOTAL - HILL AIR FORCE BASE		120,957	24,962		95,488	89

PRIME CONTRACT AWARDS BY STATE, CITY AND CONTRACTOR
FISCAL YEAR 1984 (OCT - SEP)
UTAH

LOCATION NAME	CONTRACTOR NAME	DOD TOTAL	(DOLLARS IN THOUSANDS)				
			ARMY	NAVY	AIR FORCE	DLA	OCE
HYRUM	MILLER E A & SONS PHNG CO	29			29		
KAMAS	BLOCH LUMBER COMPANY	44				44	
KAYSVILLE	HIGH COUNTY EQUIPMENT	342			342		
KEARNS	SWESCO INC	272			272		
LAYTON	MEIJI RESOURCE CONSULTANTS	44			44		
	WIZARD MAINTENANCE CORPORATION	656	656				
TOTAL - LAYTON		700	656		44		
LIBERTY	NULANDER TECHNICAL SVCS	27	27				
LITTLE MOUNTAIN	GREAT SALT LK MNRL & CHEMICAL	31	31				
	UNIVERSAL SERVICE CONTRACTORS	144			144		
TOTAL - LITTLE MOUNTAIN		175	31		144		
LOGAN	ATEK CORPORATION	50	50				
	CACHE VALLEY ELECTRIC COMPANY	79	41		38		
	DESIGN ANALYSIS ASSOC INC	584		491			
	GOSNER FOODS INC	112	112				
	JARDINE PETROLEUM CO INC	408				408	
	SPIRICON INC	25			25		
	UTAH STATE UNIVERSITY	9,266		107	9,159		
TOTAL - LOGAN		10,522	203	598	9,222	408	
MAGNA	HERCULES INCORPORATED	161,030	982	13,286	146,762		
	LOCKHEED MIS/SP CO INC	450		450			
	UNION CARBIDE CORPORATION	712			712		
TOTAL - MAGNA		162,192	982	13,736	147,474		
MIDVALE	CIF INC	40	40				
	DALSOGGIO INC	143				143	
	HENDERSON ANDY PLUMBING & HTG	356			356		
	ROSS EQUIPMENT INC	72	72				
TOTAL - MIDVALE		611	112		356	143	
MILLCREEK	LEEDSHILL HERKENHOFF INC	70					70
MOAB	MC DOUGALD K E INC	871					871
MONTICELLO	ABAJO PETROLEUM	221					221
	BLACK OIL COMPANY INC	118					118
TOTAL - MONTICELLO		339					339
MURRAY	LUND CONSTRUCTION	54	54				
	REMCO CONSTRUCTION CO INC	160			160		

PRIME CONTRACT AWARDS BY STATE, CITY AND CONTRACTOR
FISCAL YEAR 1984 (OCT - SEP)
UTAH

LOCATION NAME	CONTRACTOR NAME	DOD TOTAL	(DOLLARS IN THOUSANDS)					
			ARMY	NAVY	AIR FORCE	DLA	OCE	
MURRAY	SKAGGS TELE SV INC	90	90					
TOTAL - MURRAY		304	144		160			
NORTH SALT LAKE	OLYMPUS OIL INC	126					126	
OGDEN	A-E INTRA GROUP INC	147	147					
	ANDERSON GRNWD & CO INC	41			41			
	ASPHALT PAVING CORP	60	60					
	BIG D CONSTRUCTION CORP	568			568			
	BURROUGHS CORPORATION	203					203	
	CROWLEY ENVIR SVS CRP	724			724			
	DYCE CHEMICAL INC	44	44					
	DYCE SALS & ENNG SRV CO	104	104					
	EMERSON ELECTRIC CO	397					397	
	FLAMECO ENGINEERING INC	6,855			6,855			
	FOUR PHASE SYSTEMS INCORPORATE	25					25	
	GIBSON CRYOGENICS INC	2,610			2,610			
	GLENNS ROOFING	39					39	
	HORSLEY COMPANY THE INC	1,758			49		1,709	
	INTERNATIONAL BUSINESS MCHS	176					176	
	J & M LUMBER CO	58					58	
	JONES, RICHARDS & ASSOCIATES	130	130					
	MARTEC SYSTEM THE	39			39			
	MARTIN MACHINE TOOL INC	688			688			
	MECHAM BROTHERS INC	29	29					
	MOUNTAIN FUEL SUPPLY COMPANY	787					787	
	NCR COMTEN INC	90					90	
	OGDEN HILTON	46			46			
	PARKER HANNIFIN AEROSPACE	37			37			
	PARKER-HANNIFIN CORPORATION	72					72	
	R & K MFG	465			465			
	RED BALL WELDING INC	153					153	
	REDD ROOFING & CONSTR CO	298			298			
	REYNOLDS FIRE PROTECTION INC	119					119	
	RICHARD MANUFACTURING CO	418			418			
	RICHARD MANUFACTURING CO	27			27			
	RICHARD MANUFACTURING CO	261			261			
	SERA ARCHITECTS PC	31						
	SPANG & COMPANY	319					319	
	SPECTRA SONICS	41					41	
	STUCKI-MILLER INC	698			698			
	THICKOL CORPORATION	336-	336-					
	TOOL TECH CORP	185			185			
	TOTINGS TAL KTCHN INC	1,489					1,489	
	TRW INC	8,112			8,112			
	USU RESEARCH FOUNDATION	30			30			
	UTAH POWER & LIGHT CO	1,237			1,237			
	WEBER VOCATIONAL	433			433			

PRIME CONTRACT AWARDS BY STATE, CITY AND CONTRACTOR
FISCAL YEAR 1984 (OCT - SEP)
UTAH

LOCATION NAME	CONTRACTOR NAME	(DOLLARS IN THOUSANDS)						
		DOD TOTAL	ARMY	NAVY	AIR FORCE	DLA	OCE	OD
OGDEN	XEROX CORPORATION	42				42		
TOTAL - OGDEN		29,749	178	31	23,821	5,719		
OREM	LIQUID AIR CORP	50			50			
	LIQUID AIR CORPORATION	97			97			
	WJCAT SYSTEMS INC	60						61
TOTAL - OREM		207			147			61
PLEASANT VIEW	DESERET CO THE	32				32		
PLYMOUTH	ACME INDUSTRIAL SUPPLY CO INC	31				31		
	GLAZER STEEL CORPORATION	114				114		
	NASCO STEEL INC	33				33		
	OCEANA CORPORATION	259				259		
TOTAL - PLYMOUTH		437				437		
PROVIDENCE	KITCO INC	33			33			
PROVO	BRIGHAM YOUNG UNIVERSITY	988	236	322	70			36
	DAVIS H E & SON	757					757	
	EYRING RESEARCH INSTITUTE INC	9,774		488	9,308			
	FIBER TECHNOLOGY CO	762	762					
	GENERAL IMAGE ENGINEERING CORP	190	88	72	30			
	HART SCIENTIFIC	411			411			
	KITCO INC	7,094		42	7,052			
	LITTLE GIANT INDUSTRIES	823				823		
	RESEARCH TECH	49	49					
	SHEPHERD OIL COMPANY INC	27				27		
	UTAH NAVAJO DEV COUNCIL	57	57					
TOTAL - PROVO		20,932	1,192	904	16,869	850	757	36
RICHFIELD	A & W 66 DISTRIBUTORS INC	34				34		
ST. GEORGE	RAM COMPANY	161	161					
SALINA	TRICENTENNIAL CORP	172				172		
SALT LAKE CITY	A A A ENGINEERING & DRFTNG	766			218			54
	A T & T TECHNOLOGIES INC	858			858			
	AAA PRECISION CORP	373			373			
	ADUTTER ENGINEERING AND SALES	53	53					
	AIR PRODUCTS AND CHEMICALS INC	37				37		
	AMERICAN FENCE CO	56				56		
	AMPAC FLUID POWER	44			44			
	ANDERSON IVAN J CONSTRUCTION	44	44					
	BECTON DICKINSON & COMPANY	94			94			
	BEEHIVE INTERNATIONAL	225			225			
	BEMSCO INC	3,582		123	3,459			

PRIME CONTRACT AWARDS BY STATE, CITY AND CONTRACTOR
FISCAL YEAR 1984 (OCT - SEP)
UTAH

LOCATION NAME	CONTRACTOR NAME	DOD TOTAL	(DOLLARS IN THOUSANDS)					DLA	OCE	ODA
			ARMY	NAVY	AIR FORCE	DLA	OCE			
SALT LAKE CITY	BFA CORP	41				41				
	BLANCHARD METAL PROCESSING INC	40	40							
	BURTON F J CONSTRUCTION CO INC	827	827							
	CHEVRON USA INC	5,481					5,481			
	CODALE ELECTRIC SUPPLY INC	148	148							
	COLT INDUSTRIES INC	89					89			
	COMMERCIAL BUSINESS SYSTEMS	71	71							
	COMPLEX FABRICATORS INC	48	48							
	CONTROL DATA CORPORATION	92			92					
	CORDIN COMPANY	311	99	212						
	CRAMER H E COMPANY INC	33	33							
	DELTA FIRE SYSTEMS CO INC	50				50				
	DIGITAL EQUIPMENT CORPORATION	1,143	26			1,117				
	DIVERCO INC	41					41			
	E-SYSTEMS INC	1,469	275	40		1,154				
	EATON-KENWAY INCORPORATED	17,188	17,188							
	EDC CORPORATION	826				826				
	EDC WESTERN CORPORATION	2,153		2,153						
	EL DORADO ENGINEERING INC	152	152							
	ELECTRIC EQUIPMENT CO INC	45						45		
	ENGINE AND EQUIPMENT PDTS CO	68						68		
	ENGINEERING TECHNOLOGY INC	241	131			110				
	EVANS & SUTHERLAND COMPUTER	448		417		31				
	EVERGREEN MOBILE CO	57				57				
	FERNSEH INC	57								
	FJFECCO	28				28				
	FOLSOM H A & ASSOCIATES INC	46				46				
	FRANK ALAN & ASSOCIATES INC	29				29				
	GEOKINETICS INC	644					644			
	HARPER EXCAVATING INC	1,121						1,121		
	HERCULES INCORPORATED	393				393				
	HEWLETT-PACKARD COMPANY	534	57			345		132		
	HOJ ENGINEERING & SALES CO INC	2,948	33					2,915		
	HUNT ENERGY CO INC	221		221						
	HYDRO ENGINEERING	39						39		
	INTERMOUNTAIN TECH	41	41							
	INTERNATIONAL BUSINESS MCHS	695				695				
	IRECO CHEMICALS	2,518	462			2,056				
	JAMES M MONTGOMERY ENGRS	219	219							
	K AND E INDUSTRIES INC	14,586						14,586		
	KEITHS ELECTRIC CONSTR CO	192				192				
	KIMBALL ELEVATOR COMPANY UTAH	104				104				
	LAIRD TELEMEDIA INC	148	148							
	LITTLE AMERICA REFINING CO INC	3,819						3,819		
	LITTON SYSTEMS INC	40,854	959			39,895				
	MAIN STREET CAMERA DEN INC	119				119				
	MC GUIRE CONSTRUCTION CO	153				153				
	MEIJI RESOURCE CONSULTANTS	30				30				

PRIME CONTRACT AWARDS BY STATE, CITY AND CONTRACTOR
FISCAL YEAR 1984 (OCT - SEP)
UTAH

LOCATION NAME	CONTRACTOR NAME	DOD TOTAL	(DOLLARS IN THOUSANDS)					OCE	OC
			ARMY	NAVY	AIR FORCE	DLA			
SALT LAKE CITY	MIDWEST ENGINE INC	437	382			75			
	MINORITY ENTERPRISES SVE ASSOC	580	580						
	MODULAR SALES	38	38						
	MOUNT OLYMPUS WATERS	58				58			
	MOUNTAIN FUEL SUPPLY COMPANY	583				583			
	NAKA INDUSTRIES	117				117			
	NATIONAL UTILITIES CORP	147	45		68	38			
	NELSON BROTHERS CONSTR CO	750				750			
	NEW WEST MACHINE TOOL INC	48	48						
	NIELSON ENTERPRISES INC	44	44						
	NORBEST INC	1,203					1,203		
	ORTHOPEDIC EQUIPMENT CO INC	114					114		
	P M ENGINEERS INC	34	34						
	PACIFIC SOUTHWEST AIRLINES	35					35		
	PARKER-HANNIFIN CORPORATION	25	25						
	PROFESSIONAL PHOTO REPAIR	36					36		
	QEMS INC	284	87			197			
	QUANTA CORPORATION	230	230						
	R & B FABRICATION & SMET	37	37						
	R I A CORPORATION	50	50						
	ROCKWELL INTERNATIONAL CORP	24,147	2,528	11,816		9,135	688		
	ROLAND COMMUNICATIONS	41	41						
	ROLAND COMMUNICATIONS INC	49				49			
	SMITH MACHINERY COMPANY INC	98				98			
	SNAP-ON TOOLS CORPORATION	927				927			
	SPERRY CORPORATION	5,805	498	2,773		1,921		1,609	
	SPERRY UNIVAC	820						820	
	STANDARD OIL COMPANY INDIANA	29,953					29,953		
	STANLEY RESEARCH FOUNDATION	83	83						
	STUART ELECTRIC SUPPLY INC	32				32			
	SUPERIOR INSULATION CO INC	26	26						
	SURE COMMERCIAL CARPETS	87				87			
	SWESCO INC	724	69			655			
	SYSTEM DEVELOPMENT CORP	33				33			
	TAYLOR ROBERT & SONS INC	31				31			
	TECH-LITE	148				148			
	TECHNOLOGY MARKETING INC	148				148			
	TEKTRONIX INC	169				169			
	TERRA TEK INC	1,016						1,016	
	THATCHER CHEMICAL CO	83				83			
	TRA	214						214	
	UNITED FENCE COMPANY	133				133			
	UNIV OF UTAH RESEARCH INSTIT	610				610			
	UNIVAR CORPORATION	52				52			
	UNIVERSAL BUSINESS MACHINES	88				88			
	UNIVERSITY OF UTAH	3,726	1,077	783		1,466		400	
	UNIVERSITY OF UTAH RESRCH INST	350				350			
	UTAH RESEARCH & DEV CO	25		25					

PRIME CONTRACT AWARDS BY STATE, CITY AND CONTRACTOR
FISCAL YEAR 1984 (OCT - SEP)
UTAH

LOCATION NAME	CONTRACTOR NAME	DOD TOTAL	ARMY	(DOLLARS IN THOUSANDS)				
				NAVY	AIR FORCE	DLA	OCE	OD/
SALT LAKE CITY	UTAH STATE UNIVERSITY	282	282					
	UTAH TOOL & DIE INC	51			51			
	VARIAN ASSOCIATES INC	2,972	375		873	1,724		
	WAECO DIV HUNT ENERGY CO	439		439				
	WASATCH PHOTOGRAPHY INC	48	48					
	WAVE PRODUCTS	41			41			
	WEBB GEORGE SALES CO	27			27			
	WESTEC CONSTRUCTION CO THE	918	918					
	WESTERN OFFICE SYSTEMS INC	85			85			
	WESTSCOT CORPORATION THE	344			344			
	WHEELER MACHINERY CO	30	30					
	XEROX CORPORATION	171	45		126			
	TOTAL - SALT LAKE CITY		186,326	27,636	19,160	72,060	61,685	1,335
SANDY	SYNERGEX CORPORATION	29					29	
	VALLEY ENTERPRISE INC	579			579			
TOTAL - SANDY		608			579		29	
SANDY CITY	DESERET CO THE	123					123	
	VALLEY ENTERPRISE INC	270	41		229			
TOTAL - SANDY CITY		393	41		229		123	
SOUTH SALT LAKE	BECTON DICKINSON & COMPANY	77	77					
SPANISH FORK	BASIN AND RANGE DRILLING CO	71	71					
	NORTH AMERICAN MANUFACTURING	78			78			
	TALLEY CORPORATION THE	497			497			
	TALLEY MANAGEMENT INC	596			596			
TOTAL - SPANISH FORK		1,240	71		1,169			
SPANISH FORK CITY	WEYHER/LIVSEY CONSTRUCTORS	70					70	
TOOELE	CHRISTENSEN GRIFFITH CNSTR	307	307					
	CONTROL DATA CORPORATION	106	106					
	ENGLAND CONSTRUCTION INC	567	567					
	FLYING J INC	259	259					
	HONEYWELL INC	43	43					
	INTERNATIONAL BUSINESS MCHS	32	32					
	NETWORK SYSTEMS CORP	57	57					
	REAVELEY ENGINEERS & ASSOC	98	98					
	SWESCO INC	47	47					
	TELOS COMPUTING INC	131	131					
	THOMAS PETERSEN HAMMOND	35	35					
	UTAH POWER & LIGHT CO	700	700					
	XEROX CORPORATION	31	31					
TOTAL - TOOELE		2,413	2,413					
TOOELE ARMY DEPOT	ARCHITECTURAL DESIGN WEST	137	137					

PRIME CONTRACT AWARDS BY STATE, CITY AND CONTRACTOR
FISCAL YEAR 1984 (OCT - SEP)
UTAH

LOCATION NAME	CONTRACTOR NAME	DDO TOTAL	(DOLLARS IN THOUSANDS)					GCE	OD/
			ARMY	NAVY	AIR FORCE	DLA			
TOOELE ARMY DEPOT	AUSTIN COMPANY THE	1,461	1,461						
	CONTROL INC	286	286						
	FORD BACON & DAVIS INC	278	278						
	GRACO INC	1,693	1,693						
	GUSTAVSON DEAN L ASSOCIATES	87	87						
	HEWLETT-PACKARD COMPANY	43	43						
	LIMB WALT CONSTRUCTION CO INC	159	159						
	NAKATA C S ASSOC P C	99	99						
	NATIONAL METAL INDUSTRIES	38	38						
	PARKER CONSTRUCTION	29	29						
	SCARBROUGH CONSTRUCTION CO	80	80						
	SWESCO INC	62	62						
	TECREP INC	156	156						
	TELOS COMPUTING INC	25	25						
	TRW INC	592	592						
	UDELL CONSTRUCTION	361	361						
	UTAH BEARING AND FABRICATION	33	33						
UTAH POWER & LIGHT CO	944	944							
XEROX CORPORATION	63	63							
TOTAL - TOOELE ARMY DEPOT		6,626	6,828						
WELLSVILLE	B & J WELDING & MACHINE	77				77			
WEST JORDAN	L A R MANUFACTURING COMPANY	834	834						
	PULLEYS CUSTOM MFG	193				193			
	UTAH RESEARCH & DEV CO	320			320				
	WESTERN PRECISION INC	29				29			
TOTAL - WEST JORDAN		1,376	834	320	222				
WEST VALLEY	CORNWALL BRUCE M COMPANY	192	68			124			
	CORNWALL STEPHEN L COMPANY INC	67				67			
	STUCKI-MILLER INC	32				32			
TOTAL - WEST VALLEY		291	68		223				
WILLARD	TUBE MANUFACTURING CO	157				157			
	TUBE MANUFACTURING COMPANY	34				34			
TOTAL - WILLARD		191				191			
WOODS CROSS	CHEMCENTRAL CORPORATION	29					29		
	HATCH W S CO	153				153			
	PHILLIPS PETROLEUM COMPANY	19,630					19,630		
TOTAL - WOODS CROSS		19,812			153		19,659		
MABNA	HERCULES INCORPORATED	34				34			
OGDEN	FLAMECO ENGINEERING INC	27				27			
SALT LAKE CITY	BEEHIVE INTERNATIONAL	283				283			

PRIME CONTRACT AWARDS BY STATE, CITY AND CONTRACTOR
 FISCAL YEAR 1984 (OCT - SEP)
 UTAH

LOCATION NAME	CONTRACTOR NAME	DOD TOTAL	(DOLLARS IN THOUSANDS)					
			ARMY	NAVY	AIR FORCE	DLA	OCE	ODA
SALT LAKE CITY	DIGITAL EQUIPMENT CORPORATION	107			107			
	EVANS & SUTHERLAND COMPUTER	2,563		2,563				
	TRADE WIND FILMS	47		47				
	UNIVERSITY OF UTAH	347		172	175			
	VARIAN ASSOCIATES INC	3,634				3,634		
	WESTERN WORKS INC	81		81				
	WILLIAMSEN MANUFACTURING INC	77			77			
TOTAL - SALT LAKE CITY	7,139		2,863	642	3,634			
TOTAL - UTAH		880,448	83,381	43,920	646,646	98,743	2,377	5,381

PRIME CONTRACT AWARDS BY STATE, CITY AND CONTRACTOR
FISCAL YEAR 1984 (OCT - SEP)
VERMONT

LOCATION NAME	CONTRACTOR NAME	DOD TOTAL	(DOLLARS IN THOUSANDS)					
			ARMY	NAVY	AIR FORCE	DLA	OCE	ODA
BARRE	ROCK OF AGES CORPORATION	61			61			
BELLOWS FALLS	SIMMONDS PRECISION PRODUCTS	351	29				322	
	WHITNEY BLAKE COMPANY	147	147					
	WOODLAN TOOL & MACHINE CO INC	410		231				179
TOTAL - BELLOWS FALLS		908	176	231			322	179
BENNINGTON	NEW ENGLAND TUBE & MACHINE	25				25		
	NEW ENGLAND TUBE CO INC	83			47	36		
	TRANSITOR ELECTRONICS INC	406					406	
	UNION CARBIDE CORPORATION	558	558					
TOTAL - BENNINGTON		1,072	558	47	61		406	
BENNINGTON CENTER	U S T INC	31		31				
BRADFORD	BRADFORD OIL COMPANY INC	211					211	
BURLINGTON	AMERICAN PLAYGROUND DEVICE CO	32	32					
	BLODGETT G S CO INC THE	30					30	
	EINHORN YAFFEE PRESCOTT KRNR PC	37			37			
	GENERAL ELECTRIC COMPANY	142,783	5,506	34,957	101,733		587	
	JOSLYN DEFENSE SYSTEMS INC	488		310	158			
	NEW ENGLAND TUBE CO INC	29			29			
	NORTHERN TERMINALS INC	65					65	
	STEADY FUELS INC	44					44	
	UNIVERSITY OF VERMONT	339	339					
	UNIVERSITY OF VERMONT	54		54				
	UNIVERSITY OF VERMONT	57			57			
	VERMONT UNIV OF	158	133	25				
TOTAL - BURLINGTON		144,096	6,010	35,383	101,977		726	
BURLINGTON INTERNATI	NEW ENGLAND CONSTRUCTORS	172	172					
	S T PAVING & VT TENNIS	28	28					
	WALL E F & ASSOCIATES INC	228	228					
TOTAL - BURLINGTON	INTERNATI	428	428					
DERBY	ESTABROOK ENGINEERING INC	70				70		
EAST BARRE	COOLEY ASPHALT PAVING CORP	209						209
QUILFORD CENTER	SCHREIBER FOODS INC	108					108	
JERICO	LAFAYETTE-SHELDON INC.	48	48					
LYNDONVILLE	MARDON INDUSTRIES INC	70	25			45		
MANCHESTER	ALLSTATE FIRE EQUIPMENT	128-					128-	
	GREEN MOUNTAIN HEAT PRODUCTS	191-					191-	
TOTAL - MANCHESTER		317-					317-	

PRIME CONTRACT AWARDS BY STATE, CITY AND CONTRACTOR
FISCAL YEAR 1984 (OCT - SEP)
VERMONT

LOCATION NAME	CONTRACTOR NAME	DOD TOTAL	(DOLLARS IN THOUSANDS)						
			ARMY	NAVY	AIR FORCE	DLA	OCE	ODA	
MORETOWN	NORTH WIND POWER CO INC	589		589					
NORTH BENNINGTON	NEW ENGLAND TUBE & MACHINE	961			961				
	NEW ENGLAND TUBE & MACN	287			287				
	NEW ENGLAND TUBE CO INC	3,937	1,629	37	2,271				
TOTAL - NORTH BENNINGTON		5,185	1,629	37	3,519				
NORTHFIELD	NORWICH UNIVERSITY	1,021	778		243				
NORTH HARTLAND	WRIGHT-PIERCE	32						32	
NORTH POWNAL	NEW ENGLAND TUBE CO INC	35			35				
POULTNEY	CHASE INSTRUMENTS CORP	54					54		
PONNAL	GENERAL CABLE CO	62					62		
PROCTOR	OWNER SERVICE INC	32					32		
RICHMOND	DUBOIS & KING INC	89						89	
RUTLAND	LONEY H CONSTRUCTION CO INC	1,111	1,111						
RUTLAND	DAMASCUS CORP	1,711					1,711		
SOUTH BURLINGTON	JOSLYN DEFENSE SYSTEMS	87			87				
	JOSLYN DEFENSE SYSTEMS INC	1,340		82	1,048				210
	TOTAL - SOUTH BURLINGTON	1,427		82	1,135				210
SOUTH ROYALTON	APPLIED RESEARCH ASSOC INC	70							70
SPRINGFIELD	BRYANT GRINDER CORPORATION	76	76						
SWANTON	LUCILLE FARM PRODUCTS INC	429					429		
VERGENNES	INTERNATIONAL BUSINESS MCHS	43		43					
	NEW ENGLAND TUBE & MACN	41			41				
	SIMMONDS PRECISION ENG SYSTEMS	45			45				
	SIMMONDS PRECISION PRODUCTS	9,583	524	1,557	7,008	494			
TOTAL - VERGENNES		9,712	524	1,600	7,094	494			
VERSHIRE	SIMMONDS PRECISION PRODUCTS	96			96				
WATERBURY	ERDMAN ANTHONY & ASSOCIATES	38						38	
	KARL SUSS AMERICA INC	194	94						100
TOTAL - WATERBURY		232	94					38	100
WATERBURY CENTER	KARL SUSS AMERICA INC	111		34	77				

PRIME CONTRACT AWARDS BY STATE, CITY AND CONTRACTOR
 FISCAL YEAR 1984 (OCT - SEP)
 VERMONT

LOCATION NAME	CONTRACTOR NAME	DOD TOTAL	(DOLLARS IN THOUSANDS)					
			ARMY	NAVY	AIR FORCE	DLA	OCE	ODA
WHITE RIVER JUNCTION	NEW ENGLAND DIGITAL CORP	100		100				
WILDER	VERMONT WOOD INDUSTRIES INC	100				100		
WILLISTON	VELAN VALVE CORP	56		56				
WILLISTON	VELAN VALVE CORP	608		488		120		
WINDSKI	ST MICHAELS COLLEGE	100				100		
	VERMONT MICROSYSTEMS INC	33		33				
TOTAL - WINDSKI		133		33		100		
TOTAL - VERMONT		170,066	11,457	38,711	114,513	4,458	547	380

PRIME CONTRACT AWARDS BY STATE, CITY AND CONTRACTOR
FISCAL YEAR 1984 (OCT - SEP)
VIRGINIA

LOCATION NAME	CONTRACTOR NAME	DOD TOTAL	(DOLLARS IN THOUSANDS)					ODA
			ARMY	NAVY	AIR FORCE	DLA	OCE	
ABINGDON	INDUSTRIAL COMPONENTS CORP	37				37		
ACCOMAC	JAMES T L & CO INC	1,099					1,099	
ALEXANDRIA	A A MOBILE MARKET INC	39	39					
	A L M INC	4,756		4,756				
	ABBOTT ASSOCIATES INC	104	40					64
	ACCESS CORPORATION	540		485				75
	ADC	126	126					
	ADVANCED DESIGN CORPORATION	1,011	714	297				
	AEROFLEX LAB INC	34		34				
	AEROFLEX SYSTEMS INC	1,294		1,294				
	AIKEN ADVANCED SYSTEMS	7,533		61	7,472			
	ALEXANDER SERVICES COMPANY INC	223			179	44		
	ALEXANDRIA DRAFTING COMPANY	155						155
	ALLEN CORP OF AMER INC	5,526	175	5,317				34
	AMERICAN BELL-AIR	31						31
	AMERICAN DISTRICT TELEGRAPH CO	629						629
	AMERICAN DISTRICT TLGRPH PA	658	75	61				522
	AMERICAN PLANNING	76		76				
	AMERICAN TRAILER SLS CO INC	41						41
	AMSTAR CORPORATION	80						80
	AMSTAR TECHNICAL PRODUCTS CO	344						344
	APPLIED ELECTRO MECHANICS INC	271	206	65				
	ARLANDRIA CONSTRUCTION CO INC	108	108					
	ASTRON CORP	50		50				
	ATLANTIC RESEARCH CORPORATION	12,751	413	4,162	1,375			6,801
	AVATION ENTERPRISES INC	50			50			
	BATTELLE MEMORIAL INSTITUTE	255	255					
	BATTELLE-COLUMBUS LABORATORS	94						94
	BELCON ENGINEERING	563						563
	BELCON ENGINEERING INC	683						683
	BENMOL CORPORATION	75		75				
	BOW INDUSTRIES OF VIRGINIA INC	112	112					
	C-CUBED CORPORATION	1,538		1,538				
	CANNON USA INC	144	56	38				25
	CANON USA INC	58	29					29
	CAREER CONSULTANTS INC	395		395				
	CLASSEN CORPORATION	29	29					
	COLLEGE PARK PAVING INC	83	83					
	COMMONWEALTH TECHNOLOGY INC	60		60				
	COMPTON RESEARCH INC	420		420				
	COMPUTER SOFTWARE ANALYSTS INC	58						58
	CONTRACT SERVICES CORP	52	52					
	CONTRACT SERVICES INC	391	391					
	CONTROL DATA CORP	287		287				
	CONTROL DATA CORPORATION	6,982	37	6,945				
	CPT CORPORATION	140						140

PRIME CONTRACT AWARDS BY STATE, CITY AND CONTRACTOR
FISCAL YEAR 1984 (OCT - SEP)
VIRGINIA

LOCATION NAME	CONTRACTOR NAME	DOD TOTAL	(DOLLARS IN THOUSANDS)					ODA
			ARMY	NAVY	AIR FORCE	DLA	OCE	
ALEXANDRIA	D L M & A INC	375-			375-			
	DCS CORPORATION	1,850			1,791			59
	DELTA ELECTRONICS INC	1,405	139		1,075	36	155	
	DESIGN AND PRODUCTION INC	64			64			
	DEVCON INC	107	107					
	DICK A B CO	39						39
	DIGITAL EQUIPMENT CORPORATION	150						150
	DIRECT SERVICES INC	101			101			
	DISTRICT PAVING CORPORATION	408	408					
	DYNATECH LABORATORIES INC	147	25		122			
	DYNATECH PACKET TECH INC	26	26					
	EASTERN TRANS-WASTE CORP	161	161					
	EASTMAN KODAK COMPANY	49	49					
	EDITORIAL EXPERTS INC	92						92
	ELECTRONIC DATA SYSTEMS	15,046	47		40			14,959
	ELECTRONIC DATA SYSTEMS INC	418	127		177			114
	ENVIRONMENTAL ENERGY SYSTEMS	99	99					
	ESSEX CORPORATION	4,376	143		4,135	98		
	EVALUATIONS TECHNOLOGIES INC	77	77					
	FAIRFAX COUNTY PARK AUTHORITY	38						38
	FANNON PETROLEUM SERVICES INC	1,113					1,113	
	FAUGHT CONSTRUCTION INC	364			364			
	FEDERAL DATA SYSTEM CORP	4,463						4,463
	FEDERAL SALES SERVICE INC	67	31					36
	FEDERAL TECHNOLOGY CORP	91			91			
	FREED ALLEN L	87						87
	G T DEVICES INC	350	350					
	GENERAL RESEARCH CORPORATION	1,156						1,156
	GOODE W B CO INC	33	33					
	GOODYEAR TIRE & RUBBER CO	96	96					
	GREENMAN-PEDERSEN INC	32	32					
	GREGORY R R CORPORATION THE	64	64					
	HALIFAX ENGINEERING INC	4,103	1,074		952	2,077		
	HAWORTH INDUSTRIES INC	156			156			
	HDR SYSTEMS INC	28						28
	HERTZ CORPORATION THE	69	69					
	HEWLETT-PACKARD COMPANY	136						136
	HOFFMAN COMPANY INC	41						41
	HUMAN RESOURCES RES ORGANIZTN	5,099						5,099
	ICONIX CORP	41						41
	INSTITUTE FOR DEF ANALYSES	31,079						31,079
	INSTITUTE MODERN PROCEDURES	2,244			2,244			
	INSTITUTE OF MODERN PROCEDURES	94			94			
	INTERNATIONAL BUSINESS MCHS	79	29					
	INTERNATIONAL FUELING CO INC	102					102	
	JAYCOR	6,068	181		572	200		5,115
	JCL ASSOCIATES CORP	40			40			
	KAMAN SCIENCES CORPORATION	74						74

PRIME CONTRACT AWARDS BY STATE, CITY AND CONTRACTOR
FISCAL YEAR 1984 (OCT - SEP)
VIRGINIA

LOCATION NAME	CONTRACTOR NAME	DOD TOTAL	(DOLLARS IN THOUSANDS)						
			ARMY	NAVY	AIR FORCE	DLA	OCE	ODA	
CHARLOTTESVILLE	ELECTRONIC TECHNOLOGIES INC	40	40						
	FEDERAL PUBLICATIONS INC	162	162						
	GENERAL ELECTRIC COMPANY	44				44			
	INTERNATIONAL BUSINESS MCHS	83	83						
	KERNS BAKERIES INC	35	35						
	KIDDE WALTER & CO INC	88	88						
	LAWYERS COOPERATIVE PUBG CO	127	127						
	MARTIN FROZEN FOODS	1,837					1,837		
	MARTINDALE-HUBBELL	29	29						
	MC GRAW-HILL INC	124	124						
	NATIONAL IND FOR BLIND	123			123				
	NATIONAL PRCTC INST INC	44							44
	NATIONAL SERVICE INDUSTRIES	155	155						
	NORTH SUPPLY COMPANY	227					227		
	PLANNING RESEARCH CORPORATION	852							852
	RECTORS & VISITORS OF THE	92	92						
	SCHLADITZ TECHNOLOGY INC	186	186						
	SPERRY CORPORATION	15,944	290		12,849	2,425	274	108	
	STROMBERG CARLSON CORP	1,609					1,609		
	TELEDYNE INC	5,338			2,314	2,803	221		
	UNIVERSITY OF VIRGINIA	1,948	560		1,129	149			110
	UNIVERSITY OF VIRGINIA	74				74			
	VIRGINIA INDUSTRIES FOR BLIND	551	44				507		
VIRGINIA INDUSTRIES INC	42			42					
TOTAL - CHARLOTTESVILLE		30,766	2,237	16,493	5,451	5,205	108	1,274	
CHARLOTTESVILLE-ALBE	TELEDYNE INC	116			116				
CHATHAM	ANALYSIS & TECHNOLOGY INC	50		50					
CHERITON	KMC FOODS INC	594				594			
	RICHTER DISTRIBUTING CO INC	254				254			
TOTAL - CHERITON		848				848			
CHESAPEAKE	AMERICAN GFM CORPORATION	196	196						
	CHESAPEAKE MARINE SERVICES INC	138	138						
	DORAN COMPANY	1,322			1,322				
	MIDLAND PETROLEUM CORP	1,200	78			1,122			
	MINUTE MAN FUELS INC	196	122		74				
	NORFOLK DREDGING CO INC	68						68	
	NORFOLK MACHINE & WELDING INC	156						156	
	TELESCOPIC ENGINEERING INC	53	53						
	TROY INDUSTRIES INC	195					195		
	WANG LABORATORIES INC	188	29			159			
TOTAL - CHESAPEAKE		4,538	616	1,396	159	2,143	224		
CHESAPEAKE	ALERT ELECTRONICS INC	27		27					

PRIME CONTRACT AWARDS BY STATE, CITY AND CONTRACTOR
FISCAL YEAR 1984 (OCT - SEP)
VIRGINIA

LOCATION NAME	CONTRACTOR NAME	DOD TOTAL	(DOLLARS IN THOUSANDS)					
			ARMY	NAVY	AIR FORCE	DLA	OCE	CDA
BRAMBLETON	NORFOLK SHIPBUILDING DRYDOCK	97		97				
BRISTOL	ELECTRONIC SPACE SYSTEMS CORP	51						51
	VALLEYDALE PACKERS INC	3,904				3,904		
TOTAL - BRISTOL		3,955				3,904		51
BROAD CREEK	COTTRELL ENGINEERING CORP	284						284
BROADWAY	ROCKINGHAM POULTRY MKTG COOP	2,727				2,727		
BUELL	MC GRAW-EDISON COMPANY	137		137				
BURKE	BURKE CONSORTIUM INC	49		49				
	INTERFACE FLOORING SYSTEMS	84						84
	MARITIME ASSOCIATES INC	103		103				
	NETWORK STRATEGIES INC	3,328						3,328
TOTAL - BURKE		3,564		152				3,412
CAMP PICKETT	ACORN CONSTRUCTION CO LTD	36	36					
	ANDREW-LARGE REALTY CORP	523	523					
	ELLIOT DAVIS H COMPANY INC	71	71					
	G & V GENERAL CONTRACTORS INC	2,586	2,586					
	S & W ENTERPRISE INC	34	34					
	SOUTHERN CORROSION INC	39	39					
	SPENCER PROPANE CO INC	64	64					
	VIRGINIA ELECTRIC AND PWR CO	239	239					
	WOODLAWN CONSTR CO	37	37					
TOTAL - CAMP PICKETT		3,629	3,629					
CHANTILLY	CAPITOL DATA INC	46		46				
	HECKLER & KOCH	248	248					
	HECKLER & KOCH INC	1,013	947	66				
	HOPPMAN CORPORATION	1,111	985				88	38
	HOPPMANN CORPORATION	203		203				
TOTAL - CHANTILLY		2,621	2,180	315			88	38
CHARITY	WAKE FOREST UNIVERSITY	25						25
CHARLOTTE COURT HOUS	SPERRY CORPORATION	54-		54-				
CHARLOTTESVILLE	A BETTER WAY INC DEFENSE PRODU	74				74		
	AMERICAN FR EQUIP SRV CO INC							
	BENDER MATTHEW & CO INC	46	46					
	BUREAU OF NATIONAL AFFAIRS INC	176	176					
	COMDIAL TELEPHONE SYSTEMS INC	116		36				80
	COMPUTER CORP AMER	188						188
	DAVIS & WARSHOW INC	108				108		
	DEL MONTE FROZEN FOODS INC	304				304		

PRIME CONTRACT AWARDS BY STATE, CITY AND CONTRACTOR
FISCAL YEAR 1984 (OCT - SEP)
VIRGINIA

LOCATION NAME	CONTRACTOR NAME	DOD TOTAL	(DOLLARS IN THOUSANDS)					
			ARMY	NAVY	AIR FORCE	DLA	OCE	ODA
BLACKSBURG	K D I ELECTRO TEC CORP	263			263			
	LITTON SYSTEMS INC	697			670	27		
	V P I AND STATE UNIVERSITY	229			229			
	VIRGINIA PLYTCHNC INST/ST UNIV	79			79			
	TOTAL - BLACKSBURG	1,374			1,347	27		
BLUEFIELD	F & L OIL COMPANY INC	48					48	
	LAWNEL CORPORATION	28		28				
TOTAL - BLUEFIELD	76		28			48		
BLUE RIDGE PARKWAY	COOL FUEL INCORPORATED	50		50				
BOWLING GREEN	BROOK HILL CONSTR CORP VA	38	38					
	CENTRAL SEEDING & HAULING	114	114					
	CHESAPEAKE ENTERPRISES INC	297	297					
	COMMONWEALTH PROPANE INC	56	56					
	ENVIRONMENTAL LABORATORIES INC	36	36					
	FENCING UNLIMITED	33	33					
	GENERAL CRUSHED STONE CO THE	30	30					
	HOMES BY ED REYNOLDS	571	571					
	LEE HY PAVING CORPORATION	45	45					
	METROPOLITAN SECURITY	129	129					
	MOORE GOLF INCORPORATED	248	248					
	NORTH LNDNG LN CNSTRCTN CO INC	41	41					
	NU-WAY BUILDERS OF VA INC	230	230					
	PAVING CONTRACTORS INC	78	78					
	RAPPAHANNOCK ELECTRIC COOP	189	189					
	SOLITE CORPORATION	141	141					
STEMAR CONTRACTING CO	57	57						
WILLIAMS & WRIGHT CONTO CO	113	113						
WOODWARD ELECTRIC CO INC	30	30						
TOTAL - BOWLING GREEN	2,474	2,474						
BOYDTON	HALL JOHN A & CO INC	35						35
	HAYES SEAY MATTERN & MATTERN	87						87
	MAGANN CORPORATION	261						261
	MORRIS A E HAULING INC	41						41
	SANI VAC MAINTENANCE SERVICES	92						92
	SANI-VAC MAINTENANCE SERVICES	237						237
	TALBOTT AYLOR T	28						28
	TRIAD INC	41						41
	WILCOGENERALSERVICES	30						30
	TOTAL - BOYDTON	852						852
BOYKINS	BOYKINS NARROW FABRIC CORP	51		51				
	NARRICOT INDUSTRIES INC	100				100		
TOTAL - BOYKINS	151		51			100		

PRIME CONTRACT AWARDS BY STATE, CITY AND CONTRACTOR
FISCAL YEAR 1984 (OCT - SEP)
VIRGINIA

LOCATION NAME	CONTRACTOR NAME	DOD TOTAL	(DOLLARS IN THOUSANDS)						
			ARMY	NAVY	AIR FORCE	DLA	OCE	ODA	
BAILEYS CROSSROADS	BELL & HOWELL COMPANY	57					57		
	CERBERONICS INC	22,497		22,497					
	KINTON INC	26	28						
	SPERRY CORPORATION	505	505						
	SPF INC	252		252					
	WANG LABORATORIES INC	34	34						
TOTAL - BAILEYS CROSSROADS		23,446	640	22,749			57		
BAILEY'S CROSSROADS	CERBERONICS INC	2,654		2,654					
	KINTON INC	47		47					
	SPERRY CORPORATION	59	59						
TOTAL - BAILEY'S CROSSROADS		2,760	59	2,701					
BASSETT	SANI VAC MAINTENANCE SERVICES	57						57	
BATTLE CREEK	COMPUTER SCIENCES CORPORATION	320		320					
BATTLEFIELD ACRES	EASTMAN KODAK COMPANY	69		69					
BEACH	ADVANCED TECHNOLOGY INC	69		69					
	TIDEWATER CONSULTANTS INC	48		48					
TOTAL - BEACH		117		117					
BEDFORD AIR FORCE ST	LAUGHON & JOHNSON INC	699			699				
BELLE HAVEN	KELLAM DTRG CO INC	26					26		
BENA	COOKS OYSTER CO INC	272					272		
BERRYVILLE	ANDERSON-JACOBSON INC	96	96						
	CANTER GARLAND M INC	118					118		
	DIGITAL EQUIPMENT CORPORATION	94	94						
	FEDERAL COMPUTER CORP	192	192						
	INTERSTATE PROPERTIES INC	194	194						
TOTAL - BERRYVILLE		694	576				118		
BLACKSBURG	CPT IMIZATION INC	68			68				
	K D I ELECTRO TEC CORP	694		468	34		192		
	LITTON SYSTEMS INC	5,976	5,016		32		928		
	MNEMONICS	70	70						
	VIRGINIA PLYTCHNC INST/ST UNIV	4,292	1,008	2,242	372			370	300
	VIRGINIA TECH FNDTN INC	70	70						
TOTAL - BLACKSBURG		11,170	6,164	2,710	508		1,120	370	300
BLACKSBURG	LITTON SYSTEMS INC	93			29		64		
BLACKSBURG	CPT IMIZATION INC	50			50				
	ELECTRO-MINIATURES CORP	56			56				

PRIME CONTRACT AWARDS BY STATE, CITY AND CONTRACTOR
FISCAL YEAR 1984 (OCT - SEP)
VIRGINIA

LOCATION NAME	CONTRACTOR NAME	DOD TOTAL	(DOLLARS IN THOUSANDS)					
			ARMY	NAVY	AIR FORCE	DLA	OCE	ODA
ARLINGTON	APPLIED MANAGE	188			188			
	ARL INC	47			47			
	BOLT BERANEK AND NEWMAN INC	108			108			
	BUNKER RAMO AMPHENOL	53			53			
	BUSINESS MGT RES ASSOC	984			984			
	CACI INC FEDERAL	94			94			
	COLUMBIA RESEARCH CORPORATION	415			415			
	COMPUTER SCIENCES CORPORATION	50			50			
	DATAPoint CORPORATION	64			64			
	DCS CORPORATION	50			50			
	DECISION-SCIENCE APPL INC	50			50			
	EAGLE RESEARCH GROUP INC	149			149			
	GENERAL ELECTRIC COMPANY	159			114		45	
	INTERNATIONAL BUSINESS MCHS	1,422			1,422			
	J P & ASSOC	51			51			
	KAPOS ASSOCIATES INC	165			165			
	KETRON INC	381			381			
	KURZWEIL COMPUTER PRODUCTS INC	35			35			
	LEE J A ASSOCIATES INC	209			209			
	LOWERY TOM	90			90			
	MATHTECH INC	100			100			
	MILLER HERMAN INC	413			413			
	MOSLER SAFE CO THE	30					30	
PRESEARCH INCORPORATED	216			216				
RAYTHEON DATA SYS	29			29				
SCHAFFER W J ASSOCIATES INC	99			99				
SOFTWARE ARCHITECTURE & ENGRG	669			669				
SYNERTECH ASSOCIATES INC	99			99				
SYSTEM PLANNING CORPORATION	137			137				
VEDA INCORPORATED	1,190			1,190				
XEROX CORPORATION	265			217			48	
TOTAL - ARLINGTON		8,513		8,390	75	48	48	
ARRINGTON	CACI CO	349			349			
	CACI INC	330	330					
	COMPUSCAN INC	48	48					
	MOSLER SAFE CO THE	28	28					
	NATIONAL SYSTEMS MANAGEMENT	35			35			
	S R A CORPORATION	69			69			
TOTAL - ARRINGTON		857	404		453			
ASHLAND	ANDREWS & PARRISH CO	104	104					
	HAZZARD ELECTRICAL CORP	447	447					
TOTAL - ASHLAND		551	551					
ATLANTIC	CENTEX CONSTRUCTION CO	68			68			
BAILEYS CROSSROADS	BATTELLE MEMORIAL INSTITUTE	73	73					

PRIME CONTRACT AWARDS BY STATE, CITY AND CONTRACTOR
FISCAL YEAR 1984 (OCT - SEP)
VIRGINIA

LOCATION NAME	CONTRACTOR NAME	DOD TOTAL	(DOLLARS IN THOUSANDS)					OCE	ODA
			ARMY	NAVY	AIR FORCE	DLA			
ARLINGTON	SYNERTECH ASSOCIATES INC	480		480					
	SYSTEM ASSOCIATES INC	85		85					
	SYSTEM DEVELOPMENT CORPORATION	286						286	
	SYSTEM HOUSE INCORPORATED	10,853		10,853					
	SYSTEM PLANNING CORPORATION	8,734	3,903	1,888	241			2,702	
	SYSTEMS ENCH SVC CO INC	1,197		1,197					
	SYSTEMS ENGINEERING ASSOC	30		30					
	SYSTEMS PLANNING CORP	84						84	
	SYSTEMS RSRCH & APLCTNS CORP	5,219	94		942			4,183	
	T & M COLLATOR SERVICE INC	44		44					
	T & M INFOSYSTEMS INC	233		233					
	TECHMATICS INC	1,343		1,343					
	TECHNOLOGY MANAGEMENT AND ANA	45		45					
	TELEDYNE GEOTECH	199						199	
	TELEX COMPUTER PRODUCTS INC	48	48						
	TETRA TECH INC	198		198					
	THE MARS CO	543	543						
	THYSSEN-BORNEMISZA INC	666	220	222				224	
	TIMEPLEX INC	33						33	
	TOTEC CO LTD	182						182	
	TOTER CO LTD	68						68	
	TYMSHARE INC	295						295	
	UNIDYNE CORPORATION	78		78					
	UPSHUR CORPORATION	96		96					
	VEDA INCORPORATED	10,411		9,693	718				
	VOLKERT DAVID & ASSOCIATES INC	31	31						
	VSE CORPORATION	1,762		1,762					
	WANG LABORATORIES INC	397						397	
	WANG LABORATORIES INC	481						481	
	WANG LABORATORIES INC	612	184					428	
	WANG LABORATORIES INC	1,314						1,314	
	WANG LABORATORIES INC	1,322		633				689	
	WANG LABORATORIES INC	34		34					
	WANG LABORATORIES INC	3,065		2,899	166				
	WELLS FARGO ARMORED	88		88					
	WELLS FARGO SECURITY PDTS	37		37					
	WEST PUBLISHING COMPANY	33						33	
	WESTERN UNION TELEGRAPH CO	325						325	
	WILLIAMS MOBILE OFFICES INC	98	98						
	WOLFBERG ALVRZ CRSDO ASSOCS	108	108						
WYLE LABORATORIES	43		43						
XEROX CORP	210	210							
XEROX CORPORATION	15,519	1,539	3,309	237			10,434		
TOTAL - ARLINGTON		470,382	26,096	283,169	26,338	1,836	2,381	130,582	
ARLINGTON	ADVANCED MARINE ENTERPRISES	242		242					
	AMER ASSOC TISSUE BANK	78		78					
	AMERICAN INST BIO SC	188		188					

PRIME CONTRACT AWARDS BY STATE, CITY AND CONTRACTOR
FISCAL YEAR 1984 (OCT - SEP)
VIRGINIA

LOCATION NAME	CONTRACTOR NAME	DOD TOTAL	(DOLLARS IN THOUSANDS)					ODA
			ARMY	NAVY	AIR FORCE	DLA	OCE	
ARLINGTON	PLANNING ANALYSIS CORP	513		513				
	PLEISM CORP	98						98
	POLARIS INC	1,562	93					1,469
	PRESEARCH INCORPORATED	6,079	448	1,849		60		3,722
	PROFESSIONAL SERVICES CORP	30						30
	QUARRY HILL INC	110						110
	QUESENBERRY C R INC	90					90	
	R & D ASSOCIATES	565			120			445
	R O ASSOCIATES INC	26						26
	R R O ASSOCIATES	99		99				
	RACAL DATA COMMUNICATIONS INC	202						202
	RADIO SHACK	33		33				
	RAPICOM INC	1,341	553		250			538
	RAVEN INC	525		525				
	RAYTHEON COMPANY	3,718	387	657				2,672
	RAYTHEON SERVICE COMPANY	13,281		13,281				
	RAYTHON DATA SYSTEM	613						613
	RCA CORPORATION	52		52				
	RECOSOL INC	2,100					2,100	
	RELIABILITY SCIENCES INC	240		240				
	RESERVO, INC	63					63	
	RICHARDS CORPORATION THE	146						146
	RIO VISTA CITY	365		365				
	ROCKWELL INTERNATIONAL CORP	56						56
	ROH INC	2,002		2,002				
	ROSENBAUM HAROLD ASSOCIATES	60						60
	RYAN COMPUTER SYSTEMS INC	60		60				
	S R A CORPORATION	11		53				64
	SAID INC	40						40
	SAVIN CORPORATION	26		26				
	SCHAFFER W J ASSOCIATES INC	547						547
	SCIENCE & TECHNOLOGY INC	274						274
	SCIENCE APPLCTN ITL CORP	518		353				165
	SCIENCE APPLICATIONS INC	50		50				
	SCIENCE ENGRG & ANALYSIS	931		931				
	SCIENCE MANAGEMENT CORPORATION	4,457		4,457				
	SCIENTIFIC RSRCH ASSOCS INC	100						100
	SHARP ELECTRONICS CORPORATION	26		26				
	SLOSS LEON ASSOCIATES INC	202						202
	SLYE ROBERT ELECTRONICS INC	531						531
	SMALL BUSINESS ADMINISTRATION	717		717				
	SOFTWARE ARCHITECTURE & ENGRG	235		235				
	SPECTRUM CONSULTANTS INC	497		497				
	STANFORD ENGR MANGEMNT SYSTMS	86		86				
	STANWICK CORPORATION	1,953		1,900				53
	STEWART ANALYSIS CO	168						168
	STORAGE TECHNOLOGY CORPORATION	26						26
	SYMBOLICS INC	445						445

PRIME CONTRACT AWARDS BY STATE, CITY AND CONTRACTOR
FISCAL YEAR 1984 (OCT - SEP)
VIRGINIA

LOCATION NAME	CONTRACTOR NAME	DOD TOTAL	(DOLLARS IN THOUSANDS)					ODA
			ARMY	NAVY	AIR FORCE	DLA	OCE	
ARLINGTON	LIEBERT CORPORATION	36						36
	LOGICON INC	1,953						1,953
	LOGICON INC	250				250		
	LORTON CONTRACTING CO INC	37	37					
	M S GINN FED CONTRACT DIV	127	86			41		
	MANTECH INTL CORP/VSE COR	124			124			
	MANTECH INTRNTL CORP	1,449			1,449			
	MARTIN MARIETTA CORPORATION	102			102			
	MASSCOME	71						71
	MATH BOX THE	38						38
	MATHEMATICA INC	29			29			
	MATHTECH INC	133			133			
	MC MULLEN JOHN J ASSOCIATES	6,494			6,494			
	MCGAUGHAM & JOHNSON PC	104	104					
	MCI TELECOMMUNICATIONS CORP	2,216						2,216
	MEMOREX CORPORATION	111	111					
	METIER MANAGEMENT SYSTEMS INC	52						52
	MICHELSON ORGANIZATION	1,000			1,000			
	MID-ATLANTIC INDUSTRIES INC	108						108
	MILCOM SYSTEMS CORPORATION	426			426			
	MOSLER SAFE CO THE	1,210	221		377	97		515
	MRRS CORP	55	55					
	MS GINN CO FEDERAL CONT	157	126			31		
	MULTIGRAPHICS	39						39
	N B I INC	676			676			
	NATIONAL BUS SVS ENTERPRISES	103	103					
	NATIONAL C S S INC	357			157			200
	NATIONAL CAPTIONING INSTITUTE	402			402			
	NATIONAL SYSTEMS MANAGEMENT	9,584			9,584			
	NBI INC	601			543			58
	NICOLET INSTRUMENT CORPORATION	27	27					
	NIXDORF COMPUTER CORP	395			395			
	NOAH J WATSON	123			123			
	NORTH AMERICAN TRADING CORP	1,508	1,508					
	NORTHROP SERVICES INC	791	88		703			
	NORTON SIMON INC	101	101					
	O R I INC	498			498			
	OFFICE EXPRESS INC	38						38
	OLD DOMINN UNV RES FNDN	29				29		
	P E SYSTEMS INC	871			871			
	PACER SYSTEMS INC	45			45			
	PACIFIC SIERRA RESEARCH CORP	281						281
	PARADYNE CORPORATION	63	33		30			
	PARKS RICHARD A	82			82			
	PERCEPTRONICS INC	233						233
	PHILIP MORRIS INCORPORATED	203				203		
	PHYSICAL DYNAMICS INC	183			183			
	PITNEY BOWES INC	27			27			

PRIME CONTRACT AWARDS BY STATE, CITY AND CONTRACTOR
FISCAL YEAR 1984 (OCT - SEP)
VIRGINIA

LOCATION NAME	CONTRACTOR NAME	DOD TOTAL	(DOLLARS IN THOUSANDS)						
			ARMY	NAVY	AIR FORCE	DLA	OCE	ODA	
ARLINGTON	HANSCOMB ASSOCS INC	53		53					
	HENRY J J CO INC	226		226					
	HERNER & COMPANY INC	411	411						
	HEWLETT-PACKARD COMPANY	70							70
	H3-TEST LABS	1,083			1,083				
	HONEYWELL INFORMATION SYSTEMS	2,489							2,489
	HOSPITALITY MANAGEMENT CO INC	32			32				
	HOWARD JOHNSON'S CRYSTAL	40			40				
	I B M	261							261
	I B M CORP	141				29			112
	I M R SYSTEMS CORP	492			492				
	IBM FEDERAL OVERSEAS MARKETN	704	172	484					48
	ICONIX CORP	28	28						
	ILS TECHNOLOGY INC	398			398				
	INR SYSTEMS CORP	48	48						
	INCO INC	1,197							1,197
	INFOREX INC	391							391
	INFORMATICS GENERAL CORP	430	160		270				
	INFORMATICS INC	304			304				
	INFORMATION BUILDERS INC	28			28				
	INFORMATION DESIGN & MANAGEM	1,623			1,623				
	INFORMATION MNGMNT CONSL INC	141			141				
	INFORMATION SEYSTEMS INC	42						42	
	INFORMATION SPECTRUM INC	17,634	28	17,321	192				293
	INTEGRATED SOFTWARE SYSTEMS	171							171
	INTEGRATED SYSTEMS ANALYSTS	5,075			5,075				
	INTER AMERICA RESEARCH ASSOCIA	90							90
	INTERACTIVE TV CO	1,273	75						1,198
	INTERAMERICA RESEARCH ASSOC	631							631
	INTERNATIOINAL TELETRON INC	239			239				
	INTERNATIONAL BUSINESS MCHS	18,286	471	2,278					15,539
	ITEK CORPORATION	35							35
	ITEK GRAPHICS SYSTEMS	34	34						
	J W K INTERNATIONAL CORP	1,636		1,636					
	JN & J ENTERPRISES INC	38							38
	KAPOS ASSOCIATES INC	282			282				
	KAPPA SYSTEMS INC	53			53				
	KASTLE SYSTEMS INC	345			345				
	KAY AND ASSOCIATES INC	26			26				
	KETRON INC	511	115	322					74
	KEUFFEL & ESSER COMPANY OF NJ	37							37
	KILKEARY SCOTT & ASSOC	39				39			
	KILKEARY SCOTT ASSOCIATES	345			345				
	KURZWEIL COMPUTER PRODUCTS INC	106							106
	LANIER BUSINESS PRODUCTS INC	371	117			28			226
	LAPORTE J A INC	46	46						
	LESKO/FOX ASSOCIATES INC	797							797
LFW MGMT ASSOCS INC	198							198	

PRIME CONTRACT AWARDS BY STATE, CITY AND CONTRACTOR
FISCAL YEAR 1984 (OCT - SEP)
VIRGINIA

LOCATION NAME	CONTRACTOR NAME	DOO TOTAL	(DOLLARS IN THOUSANDS)					OCE	ODA
			ARMY	NAVY	AIR FORCE	DLA			
ARLINGTON	DESIGNERS AND PLANNERS	51		51					
	DIGITAL EQUIPMENT CORPORATION	135						135	
	DISTRICT PAVING CORPORATION	80	80						
	DOCUTEL/OLIVETTI CORP	32						32	
	EAGLE RESEARCH GROUP INC	934		685				249	
	EAGLE TECHNOLOGY INC	1,455	503	867		65			
	EASTMAN KODAK CO	52						52	
	EASTMAN KODAK CO	29				29			
	EASTMAN KODAK COMPANY	2,225	51	1,324				850	
	EATON CORPORATION	400				400			
	EBE INC	95				95			
	EG&G INC	3,059		3,059					
	ELECTRONIC DATA SYSTEMS INC	162				162			
	ELECTROSPACE SYSTEMS INC	584				185		399	
	ELS INC	668				668			
	ENERGYSTICS CORP	168				168			
	ENERGYSTICS CORP OF VA	4,575				4,575			
	ENERGYSTICS CORPORATION THE INC	1,587				1,587			
	ENTEK INC	312					87	225	
	ESSEX CORPORATION	99						99	
	EVALUATION RESEARCH CORP	5,875				5,875			
	EXECUTIVE RESOURCE ASSOCIATES	104						104	
	EXXON CORPORATION	158				58		100	
	EXXON OFFICE SYSTEMS	36				36			
	FEDERAL ARMORED EXPRESS INC	64	64						
	FEDERAL CSS INC	398	398						
	FIGGIE INTERNATIONAL INC	31	31						
	FLIGHT SAFETY FOUNDATION INC	97				97			
	FREDERICK HERRIGAN ASSOC	127				127			
	FUNCTION ENTERPRISES INC	44	44						
	G E C INCORPORATED	115				115			
	G H T LTD	32				32			
	GALLER ASSOCIATES INC	439						439	
	GAUTHIER ALVARADO ASSOC	34	34						
	GENERAL ELECTRIC COMPANY	12,410	48	4,036		496	120	7,708	
	GENERAL SERVICES ADMIN	35						35	
	GEORGE MASON UNIVERSITY	97	97						
	GIBBS & COX INC	566				566			
	GINN MS COMPANY	193	80			41	72		
	GRAPH-TECH INC	1,041				1,041			
	GREGORY R R CORPORATION THE	47	47						
	GREY ADVERTISING INC	220						220	
	GREYHOUND CORPORATION THE	1,022				1,022			
	GRIMBERG JOHN C CO INC	821	821						
	GTE PRODUCTS CORPORATION DEL	2,842						2,842	
	G4 COMPANY	1,047				215	832		
	H B H CO	20,835				20,835			
	HALIFAX ENGINEERING INC	825	825						

PRIME CONTRACT AWARDS BY STATE, CITY AND CONTRACTOR
FISCAL YEAR 1984 (OCT - SEP)
VIRGINIA

LOCATION NAME	CONTRACTOR NAME	DOD TOTAL	(DOLLARS IN THOUSANDS)					OCE	ODA
			ARMY	NAVY	AIR FORCE	DLA			
ARLINGTON	C P T CORPORATION	333						333	
	CACI CO	3,093		2,516	218			359	
	CACI INC	54						54	
	CACI INC	385						385	
	CACI INC	1,346		1,346					
	CACI INC FEDERAL	46,772	49	42,388	1,591			2,744	
	CAMAPS INC	737		737					
	CANON USA INC	30		30					
	CAPITAL SYSTEMS INC	333	293	40					
	CAPITOL COMMUNICATIONS SYSTEMS	1,119				1,119			
	CDI CORPORATION	526		526					
	CHESAPEAKE & POTOMAC TELE CO	24,243						24,243	
	CINCOM SYSTEMS INC	78						78	
	CITICORP	1,750	84					1,666	
	COLUMBIA BUS FURN INC	345		345					
	COLUMBIA RESEARCH CORPORATION	5,702	881	4,821					
	COMBINED INTERNATIONAL CORP	75					75		
	COMMUNICATION MFG COMPANY	579	579						
	COMPUCORP	66						66	
	COMPUGRAPHIC CORPORATION	724	125	102	354			143	
	COMPUTER COMMUNICATIONS INC	39	39						
	COMPUTER CONTEMPORARIES	187						187	
	COMPUTER DEVICES INC	214	214						
	COMPUTER DEVICES INC	26		26					
	COMPUTER SCIENCES CORPORATION	11,331	63-	7,416			405	3,573	
	COMPUTER SYSTEMS MANAGEMENT	1,383						1,383	
	COMPUTING ANALYSIS CORP	274						274	
	CONSULTANTS AND DESIGNERS	83		83					
	CONTROL DATA CORPORATION	77	77						
	COR INC	313		313					
	COST ENGINEERING RESEARCH INC	214		214					
	CPT CORP	90						90	
	CPT CORP	68				68			
	CPT CORPORATION	1,022	253	325	85			359	
	CYBER COM CORP	183	183						
	D & B COMPUTING SERVICES	58	42					16	
	DARWIN CONSTRUCTION CO INC	229	229						
	DATA DESIGN LAB	1,698		1,698					
	DATA GENERAL	34						34	
	DATA GENERAL CORPORATION	86	86						
	DATA POINT CORP	34	34						
	DATAPoint CORPORATION	6,336	374	3,543	85			2,334	
	DCS CORPORATION	5,520	43	5,477					
	DECISION-SCIENCE APPL INC	587	382					225	
	DELTA DATA SYSTEMS	50		50					
	DELTA DATA SYSTEMS CORPORATION	211	42					169	
	DELTA RESEARCH CORPORATION	539						539	
	DESIGNERS & PLANNERS INC	6,573		6,573					

PRIME CONTRACT AWARDS BY STATE, CITY AND CONTRACTOR
FISCAL YEAR 1984 (OCT - SEP)
VIRGINIA

LOCATION NAME	CONTRACTOR NAME	DOD TOTAL	(DOLLARS IN THOUSANDS)					OCE	ODA
			ARMY	NAVY	AIR FORCE	DLA			
ARLINGTON	A L M INC	5,617		5,617					
	A T & T INFORMATION SYSTEMS	4,408							4,408
	A T & T TECHNOLOGIES INC	892							892
	ABA CORPORATION	250		250					
	ACCESS CORPORATION	351		351					
	ACQUISITION MGMT INC	65		65					
	ADVANCED MARINE ENTERPRISES	5,997		5,997					
	ADVANCED SYSTEMS INCORPORATED	33		33					
	ADVANCED TECHNOLOGY SYSTEMS	143							143
	AEROSTRUCTURES INC	641		641					
	AGS MANAGEMENT SYSTEMS	31				31			
	ALLIED CORPORATION	40				40			
	ALM INC	6,740		6,740					
	AM INTERNATIONAL INC	107							107
	AMERICAN BELL	498							498
	AMERICAN DEFENSE SYST INC	955		955					
	AMERICAN DISTRICT TELG CO	100	100						
	AMERICAN HOECHST CORPORATION	78		78					
	AMERICAN INSTITUTE IN TAIWAN	141							141
	AMERICAN MNGMNT SYS INC	11,200		9,995					1,205
	AMERICAN STANDARD INC	263	26			94			141
	AMG ASSOCIATES INC	1,106	62	1,044					
	AMADAC INC	743		743					
	ANALYSIS & TECHNOLOGY INC	460		460					
	ANALYTIC DECISION INCORPORA	1,844	1,403			141			300
	ANALYTIC SCIENCES CORP THE	100				100			
	ANALYTIC SERVICES INC	16,780		225		16,264			291
	APPLIED MANAGE	137		137					
	APPLIED RESEARCH LAB INC	91		91					
	ARCHITECTS GROUP PRACTICE	78	78						
	AREY INCORPORATED	49	49						
	ARGUS RESEARCH CORP	315		315					
	ARL INC	99		99					
	ARTISTIC GRAPHICS	267	267						
	AT&T INTERNATIONAL	361							361
	ATF DAVIDSON	137		137					
	AVCO CORPORATION	54							54
	B R A CONTRACTORS CORPORATION	34	34						
	BAKER INDUSTRIES INC	76							76
	BASIC TECHNOLOGY CORPORATION	75		75					
	BATTELLE MEMORIAL INSTITUTE	56	56						
	BECKMAN & ASSOCIATES	58							58
	BEHAVIORIAL/FACTORS INC	181							181
	BETAC CORPORATION	7,191	4,397	78		1,483			1,235
	BILDON INC	35	35						
	BOOZ ALLEN & HAMILTON INC	1,324		1,324					
	BUNKER RAMO/ELTRA CORP AN ALLD	2,903							2,903
	BURROUGHS CORPORATION	100							100

PRIME CONTRACT AWARDS BY STATE, CITY AND CONTRACTOR
FISCAL YEAR 1984 (OCT - SEP)
VIRGINIA

LOCATION NAME	CONTRACTOR NAME	DOD TOTAL	(DOLLARS IN THOUSANDS)					OCE	O
			ARMY	NAVY	AIR FORCE	DLA			
ALEXANDRIA	SUN-DIAMOND GROWERS OF CAL	130					130		
	SYSTEC INC	183				183			
	SYSTEMS INDUSTRIES INC	54	54						
	TABOR R MICHAEL INC	26							
	TAURIC CORPORATION	849			849				
	TECHDYN SYSTEMS CORPORATION	2,515	2,515						
	TECHNOLOGY MANAGEMENT CORP	91			91				
	TECHNOLOGY SERVICES INC	213				90		38	
	TELEDYNE INDUSTRIES INC	2,482				323		2,159	
	TELETYPE CORPORATION DEL	98							
	THOMAS J LIPTON INC	26				26			
	U T D INC	175							
	UNIFIED INDUSTRIES INC	2,671			2,671				
	UNITED FOOD SERVICE INC	633			633				
	UNITED STATES DEPARTMENT DEF	453			453				
	VSE CORPORATION	18,105	7,377	10,728					
	W&P FURNITURE DESIGN	57							
	WANG LABORATORIES INC	46			46				
	WE TRY HARDER INC	65	65						
	WILSON HILL ASSOC	499					499		
XEBEC CORPORATION	129								
XEROX CORPORATION	784					131			
ZYTRON CORPORATION	125								
TOTAL - ALEXANDRIA		185,570	24,325	62,319	11,979	4,769	430	81,741	
ALLEGHANY	AERIAL DATA REDUC ASSOC INC	115					115		
ALTAVISTA	ABBOTT LABORATORIES	28			28				
	COTHRAN J H COMPANY INC	1,123	1,123						
TOTAL - ALTAVISTA		1,151	1,123	28					
ANNANDALE	AMERICAN SYSTEMS CORPORATION	9,524			9,333				
	FISCAL ASSOCIATES	420			420				
	INTER SYSTEM INC	2,428	72	2,354					
	INTER SYSTEMS INC	105	105						
	J W K INTERNATIONAL CORP	1,603		1,603					
	MARLOWE ASSOCIATES INC	50		50					
	PORTER CONTRACTING CO INC	44	44						
	QUANTREX CORPORATION	117							
	RACAL-DANA INSTRUMENTS INC	87	87						
	ROLM CORPORATION	594	42	483					
	SOFTWARE CENTER INTERNATIONAL	52							
	SYSTEMS ENGR POW INC	311	150	31	130				
	TAYLOR & ASSOCIATES INC	167			167				
	TECHNICAL SERVICES INC	80			80				
	TECHNOLOGY SERVICES INC	29						29	
	US TECHNOLOGIES CORP	350	350						
TOTAL - ANNANDALE		15,959	850	14,254	377		29	4,000	

PRIME CONTRACT AWARDS BY STATE, CITY AND CONTRACTOR
FISCAL YEAR 1984 (OCT - SEP)
VIRGINIA

LOCATION NAME	CONTRACTOR NAME	DOD TOTAL	(DOLLARS IN THOUSANDS)					OCE	C
			ARMY	NAVY	AIR FORCE	DLA			
ALEXANDRIA	KEARNEY A T INC DEL	138							1
	KERSHNER & WRIGHT	5			5				
	LANIER BUSINESS PRODUCTS INC	217			42				1
	LOCUS INC	30			30				
	MANAGEMENT SYSTEMS APPLICATIN	200			200				
	MANTECH INTRNTL CORP	5,268		4,815		53			4
	MATH BOX THE	33					33		
	MC LAUGHLIN RESEARCH CORP	535			535				
	MECHANEEER INC	647			647				
	MERIT CONSTRUCTION ASSOCIATES	141	141						
	METIER MANAGEMENT SYSTEMS INC	339	182		177				
	MILITARY OPERATIONS RES SOC	100			100				
	MOBIL OIL CORPORATION	108						108	
	MONK PETER	30	30						
	MOSLER SAFE CO THE	48	48						
	NASHUA CORPORATION	31						31	
	NATIONAL FURNITURE OVERLAY CO	50	50						
	NCR CORPORATION	38	38						
	NETWORK SOLUTIONS	261							2
	NEWTON ASPHALT CO INC VIRGINIA	40							
	NORTHERN TELECOM INC	39							
	O M I CORP AM	2,388							2,3
	OCONOMOWOC CANNING CO	752					752		
	P E SYSTEMS INC	41			41				
	PACIFIC PAPER PRODUCTS INC	62						62	
	PAGANO COMPANY	115	115						
	PARADYNE CORPORATION	302							3
	PHILLIPS CARTNER & CO INC	117			117				
	POPE ENGINEERS	34	34						
	POTOMAC RESEARCH INCORPORATED	547			150				
	R & D ASSOCIATES	798							7
	RADIAN INC	4,864	4,832						
	RELATIONAL DATABAS SYS NC	51	51						
	RESEARCH FACILITY	616			616				
	RICOH CORP	60	60						
	RYAN COMPUTER SYSTEMS INC	222			222				
	SANTA FE CORPORATION	465			165				3
	SCHURWAY OFFICE MACHINES	49			49				
	SCIENCE OBSERVERS CO	25			25				
	SEACO INC	58			58				
	SHALIMAR MAINTENANCE CO INC	648	648						
	SHIRLEY CONTRACTING CORP	367						367	
	SHUPING ASSOCIATES INC	287	287						
	SOFTWARE CENTRE INTL	31	31						
	SOFTWARE CENTER INTERNATIONAL	34							
	SPERRY CORPORATION	2,633	1,207				1,426		
	STRATEGIC FINANCIAL PLANNIN	865			865				
	STRATEGY CORPORATION	150	42						1

PRIME CONTRACT AWARDS BY STATE, CITY AND CONTRACTOR
FISCAL YEAR 1964 (OCT - SEP)
VIRGINIA

LOCATION NAME	CONTRACTOR NAME	DOD TOTAL	(DOLLARS IN THOUSANDS)					OD	
			ARMY	NAVY	AIR FORCE	DLA	OCE		
CHESAPEAKE	AMERICAN GFM CORPORATION	31	31						
	ANALYSIS & TECHNOLOGY INC	819		819					
	ATKINSON DREDGING CO INC	489					489		
	BRUNDAGE-KROSKIN AND ASSOC	149			149				
	CARNATION COMPANY	137			137				
	CARTER MACHINERY COMPANY INC	55			55				
	CAVALIER FORD INC	128			128				
	CDI MARINE CO	4,716			4,716				
	EASTERN ROOFING CORP	54			54				
	ELECTRIC MOTOR & CONTRACTING	40			40				
	GENERAL ELECTRIC COMPANY	35			35				
	GENERAL MILLS INC	1,181			1,181				
	HEWLETT-PACKARD COMPANY	97			97				
	HOFFMAN INDUSTRIES	925			925				
	LOEB M CORPORATION	292				32			
	LUTHERS MARINE & INDUSTRIAL CO	92			92				
	MANAGEMENT INFO CNCPPTS INC	169		32	137				
	NAPIT CONTRACTING INC	65			65				
	NOLAND COMPANY	48			48				
	OCCONOMOWOC CANNING CO	29			29				
	PACORD INC	667			667				
	PARKER SYSTEMS INC	106			106				
	PECK PURIFIER SALES CO	197			149		48		
	POSEIDON INDUSTRIES LTD	39			39				
	R & L MACHINE SHOP INC	94			94				
	SOUTHERN ENGINE CO.	29			29				
	TELESCOPIC ENGINEERING INC	29		29					
	V S E CORPORATION	1,216			1,216				
	VSE CORPORATION	1,189			1,189				
	WANG LABORATORIES	212			212				
WANG LABORATORIES INC	674		106			568			
WEIDLINGER ASSOCIATES INC	145							14	
TOTAL - CHESAPEAKE		14,175	198	12,695	600	48	489	14	
CHESTER	C C P MANUFACTURING CORP	57	57						
	CCP MFG CORP	35					35		
	SWELDJECT INC	86					86		
TOTAL - CHESTER		178	57				121		
CHILHOWIE	AMERICAN FURNITURE COMPANY INC	74				74			
CHINCOTEAGUE	CHINCOTEAGUE GUIDE SERVICE	28	28						
CLARKSVILLE	BURLINGTON INDUSTRIES INC	27		27					
CLEARBROOK	SEAWARD INTERNATIONAL	516		185			351		
	SEAWARD MARINE SERVICES	211		211					
TOTAL - CLEARBROOK		727		376			351		

PRIME CONTRACT AWARDS BY STATE, CITY AND CONTRACTOR
FISCAL YEAR 1984 (OCT - SEP)
VIRGINIA

LOCATION NAME	CONTRACTOR NAME	DOD TOTAL	(DOLLARS IN THOUSANDS)					OCE	ODA
			ARMY	NAVY	AIR FORCE	DLA			
DAHLGREN	SOUTHWOOD BUILDERS INC	5,151		5,151					
	SPERRY CORPORATION	2,124		2,124					
	STEMAR CONTRACTING CO	180		180					
	SYSCON CORPORATION	3,602		3,602					
	SYSTEM DEVELOPMENT CORPORATION	300		300					
	TCI INC	61		61					
	TECH ORD INC	99		99					
	TEHCRAFT INC	169		169					
	VIRGINIA PLYTCHNC INST/ST UNIV	27		27					
	VITETTA GROUP	54		54					
	VITETTA GROUP	56		56					
TOTAL - DAHLGREN		28,249	51	28,198					
DAMASCUS	COLUMBUS MC KINNON CORP	117				117			
	COLUMBUS MC KINNON CORP	32				32			
	COLUMBUS MC KINNON CORP	118				118			
	COLUMBUS MC KINNON CORP	67				67			
	DAMASCUS HOSIERY MILLS INC	1,208				1,208			
TOTAL - DAMASCUS		1,542				1,542			
DANVILLE	GOODYEAR TIRE & RUBBER CO	12,959	1,280	2,235	9,444				
	LOCKLEY MANUFACTURING CO INC	4,648	1,200	3,448					
	TOTAL - DANVILLE	17,607	2,480	5,683	9,444				
DIGGS	OCEAN PRODUCTS RESEARCH INC	107		107					
DUFFIELD	FOOTE MINERAL COMPANY	60		60					
	PAK-MOR MANUFACTURING CO	1,302	1,302						
	TOTAL - DUFFIELD	1,362	1,302	60					
DUNN LORING	DATA MEMORY SYSTEMS INC	70						70	
	M B I GOVERNMENT OPERATIONS	46	46						
	TOTAL - DUNN LORING	116	46					70	
DUNNSVILLE	AIR SURVEY CORP OF VA	190					190		
EDINBURG	COLEMAN MICROWAVE CORP	80		50	30				
ELKTON	MERCK & CO INC	905				905			
FAIRFAX	A B DICK COMPANY	95		95					
	A B DICK COMPANY	27		27					
	AMERICAN NATION CORPORATION	1,888						1,888	
	AMERICAN TECHNOLOGIES CORP	30						30	
	AMRON CORPORATION	402		155				247	
	BATTELLE MEMORIAL INSTITUTE	64	64						
	BOEING COMPANY INC THE	80					80		
CALIFORNIA MICROWAVE	37						37		

PRIME CONTRACT AWARDS BY STATE, CITY AND CONTRACTOR
FISCAL YEAR 1984 (OCT - SEP)
VIRGINIA

LOCATION NAME	CONTRACTOR NAME	DOD TOTAL	(DOLLARS IN THOUSANDS)					
			ARMY	NAVY	AIR FORCE	DLA	OCE	ODA
COLONIAL BEACH	WESTMORELAND PALLET CO INC	100				100		
CORONET	HANDELSGESELLSCHAFT BRAUNKO	345				345		
COVINGTON	HI-LINE MACHINE INC	296				296		
CROZET	ACME VISIBLE RECORDS INC	33			33			
	DAVIDSON INDUSTRIES INC	82				82		
	EAST COAST LUMBER COMPANY INC	40				40		
	STALLWORTH LUMBER COMPANY	84				84		
	TOTAL - CROZET	239			33	206		
CULPEPER	ENVIRONMENTAL SYSTEMS SVS	31						31
	ROCHESTER CORPORATION THE	29		29				
	TOTAL - CULPEPER	60		29				31
DAHLGREN	A E C DESIGN	61		61				
	A T & T TECHNOLOGIES INC	100		100				
	ABLE MAINTENANCE CO INC	70		70				
	AQUIDNECK DATA CORPORATION	250		250				
	ASTRONAUTICS CORPORATION AMER	51	51					
	ATLANTIC ASSOCIATES INC	205		205				
	AUTOMATION INDUSTRIES INC	29		29				
	AYNET INC	238		238				
	COMPTON RESEARCH INC	1,355		1,355				
	COMPUTER SCIENCES CORPORATION	3,693		3,693				
	COMPUTERLAND	54		54				
	CONTROL DATA CORPORATION	532		532				
	CREATIVE BUSINESS SYSTEMS	45		45				
	DIGITAL EQUIPMENT CORPORATION	513		513				
	EG&G INC	4,780		4,780				
	GEBHARDT INC	498		498				
	GONZALES SAM INC	41		41				
	GREGORY R R CORPORATION THE	708		708				
	INSTITUTE FOR RESEARCH INC	126		126				
	INTEGRATED SOFTWARE SYSTEMS	32		32				
	INTERNATIONAL BUSINESS MCHS	27		27				
	LOGICON INC	212		212				
	MARYLAND ROOFING INC	80		80				
	MELVIN MITCHELL ARCHTCTS	37		37				
	MILCOM SYSTEMS CORPORATION	35		35				
	MOSELEY-HENING ASSOCIATES INC	491		491				
	MULTIVAC INC	128		128				
	N T L INC	99		99				
	O BRIEN & GERE ENGINEERS INC	73		73				
	RADIAN CORPORATION	980		980				
	RAYTHEON SERVICE COMPANY	775		775				
	SOLIDTEK SOLDIFICATION TECHN	108		108				

PRIME CONTRACT AWARDS BY STATE, CITY AND CONTRACTOR
FISCAL YEAR 1984 (OCT - SEP)
VIRGINIA

LOCATION NAME	CONTRACTOR NAME	DOD TOTAL	(DOLLARS IN THOUSANDS)					OCE	ODA
			ARMY	NAVY	AIR FORCE	DLA			
FAIRFAX	CARLSON C V CO INC	32		32					
	CINCOM SYSTEMS INC	145-		145-					
	CLARK TRBBL HRRS LI ARCHT PA	86						86	
	COCHRAN STEPHENSON DONKERVØET	146	146						
	COMPUTER SCIENCES CORPORATION	97							97
	CONTEL INFORMATION SYS	793							793
	CONTEL INFORMATION SYSTEMS INC	464							464
	CRC SYSTEMS INC	590			124				466
	DAVIDSON HAROLD F	35							35
	DICK A B CO	25			25				
	DIGITAL EQUIPMENT CORPORATION	26			26				
	DUPUY T N ASSOCIATES INC	150							150
	DYNAMIC SCIENCE INC	207	207						
	ELDYNE INC	33			33				
	ENGINEERING-SCIENCE INC	536	536						
	FAIRFAX COUNTY WATER AUTHORITY	71	71						
	FEDERAL COMPUTER CORP	1,994						1,994	
	FEDERAL COMPUTER CORPORATION	655	154		501				
	FULLER & ALBERT INC	155				155			
	GEORGE MASON UNIVERSITY	88							88
	GOULD INC	45			45				
	HONEYWELL INFORMATION SYSTEMS	90	90						
	INTEQ INC	160	85						75
	INTEROPERABILITY INC	64			64				
	KAUFMAN CONTRACTORS INC	207	207						
	LEFEBURE CORP KIDDE	39			39				
	LOGICON INC	130							130
	LOGICON INC	474							474
	LOGICON INC	38							38
	M R J INC	362	240			122			
	MARTIN & STERN INC	224	224						
	MC DONNELL DOUGLAS CORPORATION	40			40				
	MCLENDON AUTOMATION CORP	601	261						340
	MEMOREX CORPORATION	80	80						
	MERANDØ INC	287	287						
	MITEL INC	25							25
	MITEL INC	55							55
	MITEL INC	124							124
	MOBIL OIL CORPORATION	1,128						1,128	
	NATIONAL INSTITUTE FOR PUBLIC	450				126			324
NATIONAL INSTITUTE FOR PUBLIC	465				465				
NINE ASSOCIATES INC	89			89					
NORTON SIMON INC	461	38		200	223				
NOVACOM INC	73			73					
PAGLIARO BROTHERS STONE CO INC	427	427							
PHYSICS INTERNATIONAL COMPANY	1,893	1,893							
PLANNING RESEARCH CORPORATION	60			60					
PORTER CONTRACTING CO INC	82		82						

PRIME CONTRACT AWARDS BY STATE, CITY AND CONTRACTOR
FISCAL YEAR 1984 (OCT - SEP)
VIRGINIA

LOCATION NAME	CONTRACTOR NAME	DOD TOTAL	(DOLLARS IN THOUSANDS)					OCE	ODA
			ARMY	NAVY	AIR FORCE	DLA			
FAIRFAX	PURI VIRENDER	93	93						
	QUALITY SYSTEMS INC	287							287
	SCIENTIFIC COMMUNICATIONS INC	1,436	1,436						
	SOUTHERN STATES COOPERATIVE	402					402		
	SPECTRUM LEASING CORP	427	358						69
	SPECTRUM LEASING CORP	113			113				
	SPECTRUM LEASING CORP	1,572			74	1,498			
	STV ENGINEERS INC	71	71						
	SYNECTICS CORP	1,651				1,295			356
	SYNERGETICS INT INC	59						59	
	SYNERGETICS INTERNATIONAL	59						59	
	TIME & SPACE PRCG INC	187				131			36
	TIME & SPACE PROCESSING INC	101	101						
	TIME AND SPACE PROCESSING	188							188
	TIMEPLEX INC	384	45		63	98			178
	TISOFT INC	2,173	293			1,880			
	ULTRASYSTEMS INCORPORATED	33				33			
	VAL-U-TEC INC	243				243			
	VALLEY VIRGN CP MLK PDTS ASSN	25	25						
	VANGUARD RESEARCH INC	34							34
	VANGUARD TECHNOLOGIES CORP	561	352						209
VWKR INCORPORATED	218	218							
WE TRY HARDER	29	29							
TOTAL - FAIRFAX		27,180	8,113	1,733	6,289	3,524	624	6,897	
FAIRFAX CIRCLE	NINE ASSOCIATES INC	51		51					
FAIRFAX STATION	PURI VIRENDER	224	224						
FAIRFIELD	COMPUSCAN INC	26			26				
FAIR OAKS	PHYSICS INTERNATIONAL COMPANY	75-		75-					
FALLING SPRING	DAMASCUS HOSIERY MILLS INC	74				74			
FALLS CHURCH	A S M ASSOCIATES INC	447						447	
	ADCOM INC	188	90					98	
	ARTECH CORP	357		357					
	ASM ASSOCIATES	49						49	
	ASM PROGR	199						199	
	ATELIER D ELECTRONIQUE MARCHAN	48			48				
	AUTOMATION ENGINEERING INC	54			54				
	AUTOMETRIC INC	2,986	1,184			153		78	
	BARLOWS INC	314						314	
	BAUER T G ASSOCIATES INC	296		296					
	BID TECHNOLOGY INC	50		50					
	CACI INC FEDERAL	66				26		40	
	CAPITOL COMPUTER LEASING INC	126	30	98					

PRIME CONTRACT AWARDS BY STATE, CITY AND CONTRACTOR
FISCAL YEAR 1984 (OCT - SEP)
VIRGINIA

LOCATION NAME	CONTRACTOR NAME	(DOLLARS IN THOUSANDS)						
		DOD TOTAL	ARMY	NAVY	AIR FORCE	DLA	OCE	ODA
FALLS CHURCH	CCL INC	89	89					
	CERBERONICS INC	1,755		1,755				
	COMPUTER SCIENCES CORPORATION	50,439	4,076	5,832	1,075			39,456
	COR INC	1,964	1,520	444				
	CULLINET SOFTWARE	271						271
	CULLINET SOFTWARE INC							
	DATA COMMUNICATIONS SYS CORP	170	170					
	DATAGRAPHIX INC	27	27					
	DAVID BROWN ASSOCIATES	30		30				
	DECISION SCIENCE CONSORTIUM	47						47
	DECISION SCIENCES CONSORTIUM	434		222				212
	DICK A B CO	45		45				
	DPC CORPORATION	50		50				
	E-SYSTEMS INC	4,909	598		1,765			2,546
	GENERAL MANAGEMENT SYSTEMS INC	1,387		1,333				54
	GREAT WESTERN PRODUCE INC	332				332		
	HUGHES M AUTO SERV	136						136
	IBM FEDERAL OVERSEAS MARKETN	42	42					
	IDEA TECH ASSOCIATES INC	47					47	
	INFORMATION PLAN ASSOC INC	790		790				
	INTERLOG INC	137	36	72	29			
	INTERNATIONAL BUSINESS MCHS	743	743					
	INTERNATIONAL PUB POLICY RES	336		336				
	KOMOROWSKI RAYMOND A CAPT	30		30				
	L B C M/C-E MAQUIRE	26	26					
	LEKTRON INC	564						564
	MAGNAVOX DATA SYSTEMS INC	144			144			
	MAGNAVOX DAT1 SYSTEMS INC	348		48	300			
	MAGNAVOX GOVT & IND ELEC	610	579	31				
	MANAGEMENT CONSULTING & RES	2,473	456	80				1,937
	MANDEX INC	914	514	400				
	MANTECH INTRNTL CORP	80		80				
	MATH BOX THE	78						78
	MEGATEK CORP	31						31
	MEMOREX CORPORATION	68	68					
	MERIDIAN CORPORATION	288			48			242
	MICRO RESEARCH INC	83		83				
	MISSO SERVIC CORP & ASSOCIATES	290		290				
	MISSO SERVICES CORPORATION	488						488
	NETWORK SOLUTIONS	3,631	3,631					
	PERCEPTION DYNAMICS INC	168						168
	PICKER INTERNATIONAL INC	116	116					
	PROCESSING RESEARCH INC	518						518
	R B C INCORPORATED	3,118		3,118				
	RAIL COMPANY	4,970		4,970				
	RAIL COMPANY	2,205		2,205				
	RAIL COMPANY	4,910		4,910				
	REHAB COMPUTER INCORPORATED	6,491	4,960	1,531				

PRIME CONTRACT AWARDS BY STATE, CITY AND CONTRACTOR
FISCAL YEAR 1984 (OCT - SEP)
VIRGINIA

LOCATION NAME	CONTRACTOR NAME	DOD TOTAL	(DOLLARS IN THOUSANDS)					ODA
			ARMY	NAVY	AIR FORCE	DLA	OCE	
FALLS CHURCH	REHAB GROUP INC	287		287				
	S M S DATA PRODUCTS	410	40		370			
	S P F INC	523			523			
	SCIENCE APPLCTN ITL CORP	43						43
	SEAWARD INTERNATIONAL	1,129					313	
	SEAWARD MARINE SERVICES	2,762		2,735			27	
	SIGMA SYSTEMS INC	439						439
	SMS DATA PRODUCTS GROUP	326						326
	SMS DATA PRODUCTS GROUP INC	141	45		96			
	SMS LEASING INC	222		100				122
	SOFTTECH INC	4,355		3,816	539			
	STEADFAST MARINE CONSULTING	200		200				
	STERLING DATA APPLICATIONS INC	378		378				
	STORAGE TECHNOLOGY CORPORATION	590	590					
	SYMBOLICS INC	262						262
	SYMBOLICS INC	146						146
	SYNOPTIC SYSTEMS CORP	4,612						4,612
	SYSTEMS EXPLORATION INC	132		132				
	SYSTEMS PLANNING & ANALYSIS	2,027		2,027				
	SYSTEMS RESEARCH CORPORATION	159		47				112
	SYSTEMS TERMINAL & COMMUN.	31		31				
	TANDEM COMPUTERS INCORPORATED	1,029		223				806
	TECHNOLOGY APPLICATIONS	329		329				
	TECHNOLOGY APPLICATIONS INC	34	34					
	TECHNOLOGY APPLICATIONS INC	454						454
	TECHNOLOGY APPLICATIONS INC	5,131		5,131				
	TECHNOLOGY APPLICATIONS INC	94		94				
	TECHNOLOGY APPLICATIONS INC	2,311		2,311				
	TECHNOLOGY APPLICATIONS INC	90		90				
	TECHNOLOGY APPLICATIONS INC	800		800				
	TECHNOLOGY APPLICATIONS INC	122		122				
	TECHNOLOGY APPLICATIONS INC	136		136				
	TECHNOLOGY APPLICATIONS INC	552		552				
	TECHNOLOGY APPLICATIONS INC	268		268				
	TERMINALS UNLIMITED	67			26			41
	TERMINALS UNLIMITED INC	1,769			1,769			
	TRACOR APPLIED SCIENCES	225		225				
	TRACOR INC	413		40	373			
	TRW INC	38,998						38,998
	UNITED COMPUTING SVC INC	80		80				
	UNIVERSITY OF VIRGINIA	97		97				
	VAL-U-TEC INC	408						408
	VINETA INC	48		48				
	VIRGINIA CABLE SPECIALTIES	49	49					
	VSE CORPORATION	66		66				
	XEROX CORPORATION	59						59
	ZIMMERMAN & ASS INC	449		449				
	ZIMMERMAN & ASSOCIATES INC	750		750				

PRIME CONTRACT AWARDS BY STATE, CITY AND CONTRACTOR
FISCAL YEAR 1984 (OCT - SEP)
VIRGINIA

LOCATION NAME	CONTRACTOR NAME	DDO TOTAL	(DOLLARS IN THOUSANDS)					OCE	ODA
			ARMY	NAVY	AIR FORCE	DLA			
FALLS CHURCH	4-SOFT INC	130							130
TOTAL - FALLS CHURCH		176,132	19,713	51,966	7,234	672	165	96,382	
FARMVILLE	CRADDOCK-TERRY SHOE CORP	5,412				5,412			
FORESTVILLE	ANDERSON R H & ASSOCS	60-							60-
	CLAYTON CHEMICAL	39				39			
	FIBERTEK INC	207	207						
TOTAL - FORESTVILLE		186	207				39		60-
FORT BELVOIR	AEROTECH CONSTRUCTION COMPANY	43	43						
	AMARAL CONTRACTING INC	246	246						
	AMERICAN CONSTR & ENERGY	325	325						
	ANGENIEUX INC	35	35						
	APPLIED MGMT ENG PC	39		39					
	ARLINGTON PTG & CONSTR CO	78	78						
	ARROW GENERAL INC	860	860						
	ARTHUR A FLETCHER ASSOC	1,184	1,184						
	AUTOMATED BUSINESS SER-	85	85						
	AUTOMATED SCIENCES GROUP INC	4,028	4,028						
	BARTHOLOMEW HARLAND ASSOC	123	123						
	BATTELLE MEMORIAL INSTITUTE	27	27						
	BECKMAN INSTRUMENTS INC	65	65						
	BREVARD ENGINEERING CO	572	572						
	C G SECREST	965	965						
	C G SECREST CO INC	169	169						
	CABALLERO ARCHITECTS AIA PC	98	98						
	CAPITAL SYSTEMS INC	283	283						
	CAPITOL CONTRACTORS INC	40	40						
	CAPITOL CONTRACTORS INC	32	32						
	CENTENNIAL ONE INC	914	914						
	CICCONE V J & ASSOCIATES	40	40						
	CLEAN SWEEP JANITORIAL & LAW	461	461						
	COBURN OPTICAL INDUSTRIES INC	40	40						
	COMPUGRAPHIC CORPORATION	35	35						
	COMPUTERIZED REST SYS INC	72	72						
	COMSEL CORP	73	73						
	CONTRACT SERVICES CORP	125	125						
	CONTROL DATA CORPORATION	3,109	3,109						
	CPT CORPORATION	35	35						
	CROWN LAUNDRY & DRY CLNRS	121	121						
	DARWIN CONSTRUCTION CO INC	700	700						
	DDD ENVIRONMENTAL MANAGEMENT C	40					40		
	DEAN M C ELECTRICAL CONTG	32	32						
	DEVCOM INC	118	118						
	DIGITAL EQUIPMENT CORPORATION	25	25						
	EASTMAN KODAK COMPANY	61	61						
	ERNST ARMAND & BOTTI ASSOC INC	159	159						

PRIME CONTRACT AWARDS BY STATE, CITY AND CONTRACTOR
FISCAL YEAR 1984 (OCT - SEP)
VIRGINIA

LOCATION NAME	CONTRACTOR NAME	DDO TOTAL	ARMY	(DOLLARS IN THOUSANDS)				
				NAVY	AIR FORCE	DLA	OCE	ODA
FORT BELVOIR	FACILITY EQUIP MNTNNC CORP	198	198					
	FAIRFAX COUNTY WATER AUTHORITY	247	247					
	FEDERAL DATA SYSTEM CORP	141						141
	FIRST LIBERTY RD LTD PARTNRSHP	89	89					
	FRANKLIN LUMBER CO INC	1,394	1,394					
	GAITHERSBURG FORD TRACTOR	33	33					
	GEBHARDT INC	780	780					
	GENERAL ELECTRIC COMPANY	38	38					
	GEORGE WASHINGTON UNVRSTY THE	74	74					
	GLEN INDUS COMMUNICATIONS	55	55					
	GRACE INDUSTRIES INC	831	831					
	H & R FREIGHT SYSTEMS INC	31	31					
	HAINES LUNDBERG WAEHLER	1,000	1,000					
	HALCO ENGINEERING INC	4-	4-					
	HAMLETT CONCRETE CONSTRUCTION	635	635					
	HELLER ELECTRIC COMPANY INC	244	244					
	HERRING ELECTRIC CO INC	103	103					
	HOGGARD GEORGE F AND ASSOC	26	26					
	HONEYWELL INC	64	64					
	I B M	34	34					
	IBM FEDERAL OVERSEAS MARKETN	33	33					
	INFORMATION DEV APPLICATIONS	48	48					
	INPUT OUTPUT CMPUTR SRVS INC	108	108					
	INTER SYSTEM INC	99	99					
	J C K CONTRACTING CO INC	319	319					
	J D R SYSTEMS CORP	45	45					
	K & G CONSTRUCTION INC	218	218					
	KAUFMAN CONTRACTORS INC	1,032	1,032					
	KLING PARTNERSHIP THE	375	375					
	M & S MECHANICAL CORPORATION	318	318					
	M CAPUTO & ASSOC	39	39					
	MARANTIS ENTERPRISES INC	219	219					
	MARLOWE HTG & AR CNDTG	162	162					
	MARSHALL CHARLES G INC	161	161					
	MATH BOX THE INC	184	184					
	MBE INC	1,000	1,000					
	MC COTTER FORD INC	32	32					
	MECH-CON CORPORATION	399	399					
	MERANDO INC	29	29					
	MFB INC	136	136					
	MISSO SERVIC CORP & ASSOCIATES	252	252					
	MITEL INC	30	30					
	MOULSDALE QUINTON B INC	28	28					
	N B I INC	27	27					
	NATIONAL FOUNDATION ENGRG	30	30					
	NCR CORPORATION	32	32					
	NEWTON ASSOCIATES	363	363					
	NOONAN R S INC	498	498					

PRIME CONTRACT AWARDS BY STATE, CITY AND CONTRACTOR
FISCAL YEAR 1984 (OCT - SEP)
VIRGINIA

LOCATION NAME	CONTRACTOR NAME	DDC TOTAL	ARMY	(DOLLARS IN THOUSANDS)				
				NAVY	AIR FORCE	DLA	OCE	ODA
FORT BELVOIR	NORTH AMERICAN PEMCO INC	34	34					
	NUS CORPORATION	117	117					
	P P & G INC	107	107					
	PARISI CONSTRUCTION CO	134	134					
	PARKS-JAGGERS AROSPC CO	349	349					
	PIPELINE UTILITY CONSTRUCTION	894	894					
	PRAZNIK A ASSOCIATES	143	143					
	PROGRESSIVE SHEET METAL CO INC	30	30					
	R & E ELECTRONICS INC	80	80					
	RENTALS UNLIMITED INC	39	39					
	RICHTER CORNBROOKS & GRIBBLE	90	90					
	ROACHE MERCER AND FAISON INC	58	58					
	RUMMEL KLEPPER & KAHL	72	72					
	S M E CONSULTING ENGINEERS INC	34	34					
	S W MECHANICAL CONTRACTORS	45	45					
	SARO CONTRACTING CO INC	55	55					
	SCHLOSSER W M CO INC	3,654	3,654					
	SMITH & FAASS CNSLTG ENGRS INC	134	134					
	STRONG BILL ENTERPRISES INC	349	349					
	STRUCK CON CORPORATION	128	128					
	SYSTEMEC INC	41	41					
	SYSTEMS DYNAMICS INC	134	134					
	TELEX CORPORATION THE	26	26					
	THOMAS R B JR LTD	29	29					
	TORRENCE DREELIN FARTHING/BFRD	58	58					
	TRI-STATES SERVICE CO INC	212	212					
	TURPIN WCTR & ASSOCS INC	64	64					
	UNIVERSITY OF MARYLAND INC	50	50					
	UNIVERSITY OF SOUTHERN CAL	28	28					
	VAMVAKOS PAINTING & CONT	170	170					
	VAMVAKOS PNTNG CNTRCTNG INC	301	301					
	VIGNOLA PAUL J ELECTRIC CO INC	237	237					
	VIRGINIA ELECTRIC AND PWR CO	2,557	2,557					
	WANG LABORATORIES INC	100	100					
	WANG LABORATORIES INC	83	83					
	WASHINGTON GAS LIGHT COMPANY	185	185					
	WAYNE INSULATION CO INC	126	126					
	WESTERN RAILROAD BUILDERS	249	249					
	WILLIAMS ENTERPRISES INC	35	35					
	XEROX CORPORATION	566	498					68
TOTAL - FORT BELVOIR		39,413	39,125	39		40	209	
FORT LEE	A D WHITTAKER CONSTR INC	3,578	3,578					
	ALLEN H V CO	71	71					
	ALLIED TRAILERS	41	41					
	AM INTERNATIONAL INC	28	28					
	AMERICAN BUSINESS SYSTEMS INC	29	29					
AMERICAN HM PRDCTS CRPRTN	36	36						

PRIME CONTRACT AWARDS BY STATE, CITY AND CONTRACTOR
FISCAL YEAR 1984 (OCT - SEP)
VIRGINIA

LOCATION NAME	CONTRACTOR NAME	DOD TOTAL	(DOLLARS IN THOUSANDS)						
			ARMY	NAVY	AIR FORCE	DLA	OCE	ODA	
FORT LEE	ANDREW-LARGE REALTY CORP	245	245						
	AT&T INFORMATION SYSTEMS	45	45						
	ATV JACQUARD INC	114	114						
	BAKER MANUFACTURING COMPANY	138	138						
	BATTERY PARK CONTRACTORS INC	73	73						
	BEASLEY R J CONSTRUCTION CORP	2,825	2,825						
	BECKMAN INST IENTS INC	42	42						
	BRICKWOOD CONTRACTORS INC	292	292						
	C & W ASSOCIATES INC	293	293						
	CARNEAL & JOHNSON ARCH & ENGR	163	163						
	CASTLE HEIGHTS CONSTRUCTION CO	39	39						
	CENTRAL TX UNION JR CLLG	97	97						
	CHAMPION AUTO PARTS INC	90	90						
	COLLIER BEN ELECTRICAL CONTR	130	130						
	COLLIER LOUIS C INC	237	237						
	COMMONWEALTH GAS SERVICES	2,371	2,371						
	COTHMAN J H COMPANY INC	109	109						
	D & D SERVICES INC	101	101						
	DIGITAL EQUIPMENT CORPORATION	212	212						
	DOREY ELECTRIC CO	781	781						
	EASTERN CONSTRUCTION CO INC	1,395	1,395						
	ENDLESS GUTTER & SMET CO	83	83						
	ENOCHS J W INC	1,353	1,353						
	FEDERAL DATA SYSTEM CORP	63							63
	FIRST CLASS PLUMBING	99	99						
	G T CONSTRUCTION & PAINTING	41	41						
	GOODE W B CO INC	96	96						
	HANOVER INTERNTL CONSTR CORP	30	30						
	HAZZARD ELECTRICAL CORP	254	254						
	HEWLETT PACKARD	25	25						
	HONEYWELL INC	162	162						
	HOPEWELL CITY OF	26	26						
	HOWARD M E GENERAL CONTRACTOR	113	113						
	INTERNATIONAL BUSINESS MCHS	603	603						
	INTERNATIONAL SHLTR SYS INC	115	115						
	LEE HY PAVING CORPORATION	535	535						
	LONE STAR INDUSTRIES INC	100	100						
	MANAGEMENT SYSTEMS DESIGNERS	1,164	1,164						
	MANTZ SYSTEMS INC	47	47						
	MARLBORO COMPUTER CORP	59	59						
	MATTHEWS W B IV	135	135						
	MERIT CONSTRUCTION ASSOCIATES	245	245						
MIDEASTERN BUILDERS INC	635	635							
MOHAWK DATA SCIENCES CORP	27	27							
NATIONAL BUS SVS ENTERPRISES	4,895	4,895							
NATIONAL SERVICE INDUSTRIES	176	176							
NICKERSON & O DAY INC	305	305							
NU-WAY BUILDERS OF VA INC	641	641							

PRIME CONTRACT AWARDS BY STATE, CITY AND CONTRACTOR
FISCAL YEAR 1984 (OCT - SEP)
VIRGINIA

LOCATION NAME	CONTRACTOR NAME	DOD TOTAL	ARMY	(DOLLARS IN THOUSANDS)					
				NAVY	AIR FORCE	DLA	OCE	ODA	
FORT LEE	PARADYNE CORPORATION	79	79						
	PETERSBURG CITY OF	138	138						
	PROFESSIONAL CONTRACTORS	214	214						
	RAPPAHANNOCK ELECTRIC COOP	145	145						
	RESOURCE CONSULTANTS INC	44	44						
	ROSENBERG HY RELIABLE	413	413						
	S & C SECURITY INC	169	169						
	SALE CONSTRUCTION CO	176	176						
	SAWYER L H PAVING CO INC	29	29						
	SELECT SERVICES INC	42	42						
	SOBUB SERVICES	33	33						
	SOUTHSHORE SANITATION	38	38						
	SPECTRUM LEASING CORP	218	218						
	STANDARD GAUGE ENGINEERING CO	328	328						
	STATES ROOFING & METAL CO INC	3,618	3,618						
	STRONG BILL ENTERPRISES INC	50	50						
	SYSTEM DEVELOPMENT CORPORATION	247	247						
	TECHNOLOGY MANAGEMENT CORP	199	199						
	TEKTRONIX INC	32	32						
	TEMPESTA EZIO	566	566						
	VICK & HARRIS LTD	36	36						
	VIRGINIA AMERICAN WATER CO	71	71						
	VIRGINIA ELECTRIC AND PWR CO	3,541	3,541						
	WALTHALL CONSTRUCTION CORP	62	62						
	WERRES CORPORATION	41	41						
	WILUI & WILSON ARCHITECTS	38	38						
	WOODLAWN CONSTR CO	308	308						
	XEROX CORPORATION	375	375						
	TOTAL - FORT LEE		36,850	36,787					
	FORT MYER	ACEVES CONSTRUCTION & MAINTENA	205	205					
AQUASIS SERVICES CO		52	52						
AREY INCORPORATED		292	292						
ARTISAN INC		235	235						
ASSOCIATED DSRT-DRY WTRPRFNG		34	34						
BOWIE & K ENTERPRISES INC		208	208						
BPI MECHANICAL INC		29	29						
BURLINGTON CONSTRUCTORS INC VT		1,292	1,292						
CHK INC		394	394						
COLLEGE PARK PAVING INC		81	81						
CROWLEY R J		423	423						
D & G CONSTRUCTION CO INC		44	44						
DARWIN CONSTRUCTION CO INC		322	322						
DELTA SUPPORT SERVICES INC		331	331						
DISTRICT PAVING CORPORATION		45	45						
FUNCTION ENTERPRISES INC		173	173						
GENESIS GENERAL CONTRACTOR INC		410	410						
GONZALES SAM INC	48	48							

PRIME CONTRACT AWARDS BY STATE, CITY AND CONTRACTOR
FISCAL YEAR 1984 (OCT - SEP)
VIRGINIA

LOCATION NAME	CONTRACTOR NAME	DDO TOTAL	ARMY	(DOLLARS IN THOUSANDS)				
				NAVY	AIR FORCE	DLA	OCE	ODA
FORT MYER	GREGORY R R CORPORATION THE	157	157					
	HSU RONALD CONSTRUCTION CO INC	576	576					
	JONES FLOOR COVERING INC	278	278					
	K & Q CONSTRUCTION INC	29	29					
	LORTON CONTRACTING CO INC	118	118					
	M & M WELDING & FABRICATORS	113	113					
	M & S MECHANICAL CORPORATION	72	72					
	MARTINA A J & SON INC	109	109					
	MELDICK SERVICES INC	1,694	1,694					
	MIAMI VALLEY PAINTING CO INC	39	39					
	MILLS CLGT & WNG CHRTRD	127	127					
	N & K CONSTRUCTION CO	103	103					
	NICHOLSON SPRNKLR CORP RHMD	42	42					
	OPLLS CONTRACTING INC	74	74					
	PALMEIRO J CONSTRUCTION CO INC	71	71					
	PORTER CONTRACTING CO INC	134	134					
	ROSNER SAMUEL C	244	244					
	SCHLOSSER W M CO INC	85	85					
	TENAVISION INC	52	52					
	URBAN SERVICE SYSTEMS INC	482	482					
WASHINGTON OVERHEAD DOOR INC	40	40						
Y S K CONSTRUCTION CO INC	165	165						
TOTAL - FORT MYER		9,422	9,422					
FREDERICKSBURG	COLONIAL ASSEMBLY & DESIGN	73	73					
	COMPRO INCORPORATED	43			43			
	COMPUTER SOFTWARE ANALYSTS INC	853			853			
	E-OIR MEASUREMENTS INC	1,254	1,175		79			
	FOSTER FUEL & COOL CO	731				731		
	INTERNATIONAL BUSINESS MCHS	40			40			
	INTERNATIONAL COMPUTER EQP	94						94
	MANUFACTRNG INDUSTRIES INC	261						261
	NERE J A CO INC	189				189		
	RADIAN CORPORATION	1,187			1,187			
	RAPPAHANNOCK REHABILTTN FCLTY	222				222		
	RIBCO PRODUCTS	94						94
	ROSCO AUTOMOTIVE INTL	39	39					
	S D C INTEGRATED SERVICES	466			466			
	SYSTEM DEVELOPMENT CORPORATION	824			824			
TOTAL - FREDERICKSBURG		6,370	1,287	3,492		1,142	449	
FURNACE	MARINE HYDRAULICS INTL	62			62			
GAINESVILLE	ATLANTIC RESEARCH CORPORATION	33,565	5,591	27,028	846	100		
	KENLIN INDUSTRIES	134	134					
TOTAL - GAINESVILLE		33,699	5,725	27,028	846	100		
GLASGOW	BURLINGTON IND INC	67		28	39			

PRIME CONTRACT AWARDS BY STATE, CITY AND CONTRACTOR
FISCAL YEAR 1984 (OCT - SEP)
VIRGINIA

LOCATION NAME	CONTRACTOR NAME	DOD TOTAL	(DOLLARS IN THOUSANDS)					
			ARMY	NAVY	AIR FORCE	DLA	OCE	ODA
GLASGOW	BURLINGTON INDUSTRIES INC	185			185			
	BURLINGTON INDUSTRIES INC	38			38			
TOTAL - GLASGOW		290		28	262			
GLEN ALLEN	HEWLETT PACKARD	73				73		
GLOUCESTER POINT	COLLEGE OF WILLIAM & MARY	141						141
	COMMONWEALTH OF VIRGINIA	131			131			
TOTAL - GLOUCESTER POINT		272			131			141
GRAFTON	GRIMSLEYS HOUSE OF TOOLS	34			34			
	HARRIS R L INC	61			61			
	WEBBS FULL SERVICE CO INC	71	71					
	WELDING SYSTEMS SERVICE & RP	82			82			
TOTAL - GRAFTON		248	71		177			
GREAT BRIDGE	MAGANN CORPORATION	150						150
GREAT FALLS	ANDERSON R H & ASSOCS	45						45
HALE	TORRES BEAUCHAMP MARVEL	33			33			
HAMPTON	A A BUILDERS OF VIRGINIA INC	189	189					
	A L CONSTRUCTION CO	145				145		
	AAA ELECTRICAL CONTRACTING INC	120				120		
	ACCURTRON TOOL AND INSTR CO	78			78			
	ADVEX CORPORATION	1,041	810		231			
	AERO INDUSTRIES INC	32				32		
	ALUMINUM SPECIALTY CO INC	110				110		
	AM INTERNATIONAL INC	45	45					
	ANDREW-LARGE REALTY CORP	3,353	3,353					
	ANDREWS & PARRISH CO	2,983	2,983					
	ASHE H R INC	2,438				2,438		
	ASTORE P T	38	38					
	ASTRONAUTICS CORPORATION AMER	142	142					
	ATLANTIC COMMUNICATIONS INC	29				29		
	ATV JACQUARD INC	737	737					
	ATV JACQUARD INC	28	28					
	BAKER ROOFING CO INC	323				323		
	BANKS CRNL & ASSOC PC	36	36					
	BASIC TOOL COMPANY	188			188			
	BATTELLE MEMORIAL INSTITUTE	49	49					
	BAYPORT CONSTRUCTION CORP	28				28		
	BEACH RICHARD BUILDER INC	102				102		
	BILBO DON BUILDING CONTRACTOR	88				88		
	BIONETICS CORP THE	95	95					
	BLUERIDGE GENERAL, INCORPORAT	35	35					
	BROWNING-FERRIS INDUSTRIES INC	1,219				1,219		

PRIME CONTRACT AWARDS BY STATE, CITY AND CONTRACTOR
FISCAL YEAR 1984 (OCT - SEP)
VIRGINIA

LOCATION NAME	CONTRACTOR NAME	DOD TOTAL	(DOLLARS IN THOUSANDS)						
			ARMY	NAVY	AIR FORCE	DLA	OCE	ODA	
NORFOLK	A T & T TECHNOLOGIES INC	62		62					
	AB MACHINE	34		34					
	ABBOTT LABORATORIES	25		25					
	ACCENT GENERAL INC	4,300		4,300					
	ACEVES CONSTR & MAINT CO	395		395					
	ADMIRALTY COATINGS CORP	30		30					
	ADRICK MARINE CORP	28		28					
	ADVANCED TECHNOLOGY INC	667		667					
	AIR-A-PLANE CORP	707				199			
	AIRCO WELDING SUPPLY	28		28					
	ALCORN, D. W., P. E.	158		158					
	ALLIED ENTERPRISES INC	26		26					
	ALLIED MARINE INDUSTRIES INC	392		392					
	ALLIED REPAIR SERVICE INC	714		714					
	ALLIED TANK SHIP INC	3,600		3,600					
	ALLIED TOWING CORPORATION	274		274					
	ALS BRAKE SERVICE & SUPPLY INC	144		144					
	ALUMINUM SPECIALTY CO INC	66		66					
	AMERICAN HEAVY INDUST	118		118					
	AMERICAN HEAVY INDUSTRIES INC	45		45					
	AMERICAN HOIST & DERRICK	46		46					
	AMERICAN OCEANIC COATINGS CORP	1,037		1,037					
	AMERICAN OF MARTINSVILLE	43	43						
	AMERICAN SHEET METAL CORP	413		413					
	AMEX SYSTEMS INC	103		103					
	ANALYSIS & TECHNOLOGY INC	368		368					
	ANALYTICAL SYS ENGRNG CORP	55		55					
	AQUATECH INC	257					257		
	ARGOSYSTEMS	28		28					
	ARMIDIR LTD	149		149					
	ASHE H R INC	120		120					
	ASPHALT ROADS & MATERIALS	352		352					
	ASSOCIATED NAVAL ARCHITECTS	37		37					
	ASTRO CLEANING & PCKONG CORP	90		90					
	ASTRONAUTICS CORPORATION AMER	32	32						
	ATLANTIC ANALYSIS CORPORATION	2,248		2,248					
	ATLANTIC STATES EXTG CO	34		34					
	ATLAS COPCO NORTH AMERICA INC	81		81					
	AUSTIN ELECTRIC CO	38		38					
	AUTOMTO BSNSS SYSTMS SRVC INC	238		238					
	AVANT ENGINEERING CONS PC	36		36					
	AVEC ELECTRONICS CORPORATION	36	36						
	B & M MARINE REPAIR INC	658		633			25		
	BAILEY CORPORATION	120		120					
	BAKER ROOFING CO INC	456		456					
	BAKER SHEET METAL CORP	65		65					
	BANKS CRNL & ASSOC PC	90	90						
	BARNES & FOLCK ARCHITECTS	60		60					

PRIME CONTRACT AWARDS BY STATE, CITY AND CONTRACTOR
FISCAL YEAR 1984 (OCT - SEP)
VIRGINIA

LOCATION NAME	CONTRACTOR NAME	DOD TOTAL	(DOLLARS IN THOUSANDS)					OCE	ODA
			ARMY	NAVY	AIR FORCE	DLA			
NEWPORT NEWS	NEWPORT NEWS SHIPBLDG DRYDCK	699,665			699,665				
	NORRIS AIR CONDITIONING INC	75	75						
	NORTH AMRCN PHLPS CRPRTN	51	51						
	NORTEN & DURHAM INC	95	95						
	NORTHERN TELECOM INC	43	43						
	NORTHROP WORLDWIDE AIRCRAFT SV	9,147	9,147						
	OUTAGAMIE COUNTY OF	133	133						
	P D R INC	58	58						
	PEDOS BROTHERS	128	128						
	PHILLIPS GEORGE LINE CNSTR	155	155						
	PITTMAN MECHANICAL CONTRACTOR	163	163						
	PULASKI FURNITURE CORPORATION	28	28						
	R M S TECHNOLOGY INC	736			596	140			
	RAGU FOODS INC	58			58				
	ROSENBLATT M & SON INC	1,009			1,009				
	RUDMAN & SCHOFIELD INC	171			171				
	SANFORD & CHARLES INC	357	89				288		
	SHAW M B COMPANY	109			109				
	SHEETS THOMAS A	42	42						
	SHIRLEY CONTRACTING CORP	34	34						
	SINGER COMPANY THE	34	34						
	SOUTHEAST MACHINE CO	5,607	34				5,573		
	SPEERRY CORPORATION	797	797						
	STEIGERWALD J E COMPANY INC	33			33				
	SYSTEM DEVELOPMENT CORPORATION	29	29						
	SYSTEMS MANAGEMENT AMERICAN	664	664						
	TECHDYN SYSTEMS CORPORATION	348	348						
	TECHMATICS CORP	350	350						
	TEKTRONIX INC	387	164		223				
	THERMO CONTRACTING CORP	64	64						
	THIOU CONTRACTING CORP	134	134						
	THOMPSON MTHW J CNSLTNG ENGRG	78	78						
	TRAK ENGINEERING INC	47	47						
	VIRGINIA MANUFACTURING CO INC	91	91						
	VIRTEXCO CORPORATION	258	258						
	VVWR INCORPORATED	373	373						
	WACO INC	393					393		
	WALLER AND TODD & SADLER ARC	39	39						
	WANG LABORATORIES INC	392	392						
	WEBBS FULL SERVICE CO INC	2,497	2,497						
	WES-WAY SPRINKLER CO INC	51	51						
	WILLIAMS MURPHY AUTO REPAIR	25			25				
	WOODLAWN CONSTR CO	90	90						
TOTAL - NEWPORT NEWS		745,937	33,517	704,680	220	7,371	96	53	
NORFOLK	A B DICK	247			247				
	A & B CONTRACT SERVICE CO INC	324			324				
	A S I REACTIVATION INC	252			252				

PRIME CONTRACT AWARDS BY STATE, CITY AND CONTRACTOR
FISCAL YEAR 1984 (OCT - SEP)
VIRGINIA

LOCATION NAME	CONTRACTOR NAME	DOD TOTAL	ARMY	(DOLLARS IN THOUSANDS)				
				NAVY	AIR FORCE	DLA	OCE	ODA
NEWPORT NEWS	DAUGHERTY & EDMONDS INC	69	69					
	DAVIS BOAT WORKS INC	675	236	439				
	DIGITAL EQUIPMENT CORPORATION	741	741					
	DIGITAL SYSTEMS CORP	48	48					
	DOMINION RESOURCES INC	2,419	2,419					
	DOREY ELECTRIC CO	170	170					
	DRISKILL J C INC	658	658					
	DYN LOGISTICS SERVICES INC	278		276				
	DYNAMIC SYSTEMS INC	87		87				
	EASTERN ROOFING CORP	141	141					
	ELLIS CORPORATION THE	488	488					
	FEDERAL DATA SYSTEM CORP	53						53
	FLIGHT INTERN L AVIATN INC	97				97		
	FLOWE GEORGE B	378	378					
	FORREST AVE OFFICE BLDG LTD	105	105					
	FOUR-PHASE SYSTEMS INC	66	66					
	FRYE & ASSOCIATES	343	343					
	G A I CORPORATION	53	53					
	GENERAL CRUSHED STONE	27	27					
	GENERAL SVS ADMINISTRATION	246	246					
	HIGH CARPET CARE & JNTL SVC	427	427					
	HORNE BROTHERS INCORPORATED	774		774				
	HUGGINS CONSTRUCTION CO INC	99	99					
	IDEAL RESTAURANT SUPPLY CO INC	544	544					
	INFOTRON SYSTEMS CORPORATION	58	58					
	INTERNATIONAL BUSINESS MCHS	330	191	139				
	INTERROYAL CORPORATION	48	48					
	J L ASSOCIATES INC	72		72				
	JOHNSON CONTROLS INC	444	444					
	K & G CONSTRUCTION INC	133	133					
	KELLY SERVICES INC	54	54					
	KEYSTONE PAINTING COMPANY	157	157					
	KNIGHT OIL CO INC	180				180		
	LEO P. O'CONNELL MD	60		60				
	LEVER BROTHERS COMPANY	125		125				
	LINDA SUE BARNES	30	30					
	M & W MARINE SERVICE INC	30	360					
	MAITLAND BROS CO	768	768					
	MC KISSICK & CO INC	135	135					
	MIDEASTERN BUILDERS INC	427	427					
	MODERN MACHINE & TOOL CO INC	109		109				
	MOTOROLA INC	96	96					
	MOTOROLA INC	153	153					
	MULLER E W CONTRACTOR INC	572	572					
	N B I INC	37	37					
	N C S ELECTRONICS INC	32	32					
	NAPIT CONTRACTING INC	77	77					
	NEWPORT NEWS CITY OF	537	511			26		

PRIME CONTRACT AWARDS BY STATE, CITY AND CONTRACTOR
FISCAL YEAR 1984 (OCT - SEP)
VIRGINIA

LOCATION NAME	CONTRACTOR NAME	DOD TOTAL	(DOLLARS IN THOUSANDS)					
			ARMY	NAVY	AIR FORCE	DLA	OCE	ODA
NAVAL HOSPITAL	BECKMAN INSTRUMENTS INC	93		93				
NAVAL SURFACE WEAPON	AUTOMATED SCIENCES GROUP INC	246		246				
	ELECTRONIC ASSOCIATES INC	27						
	NORFOLK SHIPBUILDING DRYDOCK	50		50				
TOTAL - NAVAL SURFACE WEAPON		323		323				
NAVY ANNEX	SCAN-OPTICS INC	28		28				
NAVY YARD	BGC GROUP INC THE	114		114				
	LYON SHIPYARD INC	45		45				
	NATIONAL WLDRS SPLY CO INC	122		122				
	NORFOLK SHIPBUILDING DRYDOCK	410		410				
	TODD ELECTRIC CO INC	40		40				
TOTAL - NAVY YARD		731		731				
NEWINGTON	CAMPBELL E C INC	240			240			
	S T RESEARCH CORP	2,777	169		2,608			
TOTAL - NEWINGTON		3,017	169		2,848			
NEWPORT NEWS	A A BUILDERS OF VIRGINIA INC	30	30					
	A T V SYSTEMS INC	27	27					
	AIR SURVEY CORP OF VA	96						96
	ANDREW-LARGE REALTY CORP	35	35					
	ANDREWS & PARRISH CO	43	43					
	ANSELMO ELEVATOR INC	174	174					
	ATLANTIC COMMUNICATIONS INC	54			54			
	AUTOMATION INDUSTRIES INC	333		333				
	BACHELORS CONTRACTING INC	100	100					
	BAYPORT CONSTRUCTION CORP	238	238					
	BLANE ENTERPRISES INC	49	49					
	BLOCH ENTERPRISES INC	108		108				
	BOWIE & K ENTERPRISES INC	556	556					
	CARO MONROE LANG ARCHITECTS PC	70	70					
	CBC ENTERPRISES INC	717	717					
	CENTRAL TX UNION JR CLLG	135	135					
	CENTURY CONCRETE SERVICES INC	737	737					
	CHESAPEAKE POTOMAC TELE VIRGN	753	753					
	COCH FUEL	115	115					
	COILE ASSOCIATES INC FORREST W	29	29					
	COLLINS & AIKMAN	39	39					
	COMFORT CONTROL CO OF VA	28	28					
	COMPUTER SCIENCES CORPORATION	1,168	1,168					
	COMPUTOPIA	47	47					
	CONTINENTAL CONTRACTING INC	86	86					
	CURTIS D C INC	840					840	
	DATA COMMUNICATIONS SYS CORP	27	27					
	DATAPoint CORPORATION	269		269				

PRIME CONTRACT AWARDS BY STATE, CITY AND CONTRACTOR
FISCAL YEAR 1984 (OCT - SEP)
VIRGINIA

LOCATION NAME	CONTRACTOR NAME	DOD TOTAL	(DOLLARS IN THOUSANDS)					
			ARMY	NAVY	AIR FORCE	DLA	OCE	ODA
MECHANICSVILLE	CARTER MACHINERY COMPANY INC	27			27			
	CONTINENTAL TELE CO VIRGINIA	377			377			
TOTAL - MECHANICSVILLE		404			404			
MELROSE	NORFOLK SHIPBUILDING DRYDOCK	82			82			
	SATORI ENTERTAINMENT	53			53			
	SEIDNITZER & BRAUER PLBG & HTG	279			279			
	TELEFILM CO INC	37			37			
TOTAL - MELROSE		451			451			
MERRIFIELD	FAIRFAX COUNTY WATER AUTHORITY	38	38					
	LINCOLN ELECTRIC CO	41						
	LTRS INC	271				271		
TOTAL - MERRIFIELD		348	38		41	271		
MILFORD	A C FARMER & SON, INC	27	27					
	GRAY E M & SON	348					346	
TOTAL - MILFORD		373	27				346	
MONTPELIER	COOLEY ASPHALT PAVING CORP	44	44					
MONTROSE	REUBEN, BURTON INC	33					33	
MONTROSS	STALLWORTH LUMBER COMPANY	26					26	
MOUNT VERNON	COTTRELL ENGINEERING CORP	155						155
NATHALIE	DEL MONTE CORPORATION	38				38		
	GENERAL ELECTRIC CO	27			27			
TOTAL - NATHALIE		65			27	38		
NAVAL AIR STATION	MARMON HOLDINGS INC DEL	43			43			
	SHARP ELECTRONICS COPY DATA	28			28			
TOTAL - NAVAL AIR STATION		71			71			
NAVAL AMPHIBIOUS BAS	BLYTH & SON INC	91			91			
	BROOKS JACK CONT SVC INC	933			933			
	CLARK NEXSEN OWN BRBR GBSN PC	38			38			
	COLONNAS SHIPYARD INC	54			54			
	HORNE BROTHERS INCORPORATED	36			36			
	LYON SHIPYARD INC	47			47			
	MARINE HYDRAULICS INTL	199			199			
	METRO MACHINE CORPORATION	47			47			
	MOON ENGINEERING CO INC	4,328			4,328			
	NORFOLK SHIPBUILDING DRYDOCK	498			498			
	TODD ELECTRIC CO INC	298			298			
TOTAL - NAVAL AMPHIBIOUS BAS		6,569			6,569			

PRIME CONTRACT AWARDS BY STATE, CITY AND CONTRACTOR
FISCAL YEAR 1984 (OCT - SEP)
VIRGINIA

LOCATION NAME	CONTRACTOR NAME	DOD TOTAL	(DOLLARS IN THOUSANDS)					CCE	ODA
			ARMY	NAVY	AIR FORCE	DLA			
MCLEAN	WAVETEK ROCKLAND SCIENTIFIC	37						37	
	WESTERN UNION TELEGRAPH CO	149						149	
	WILLIAM F & HARRIETFS COTT	25						25	
	WRIGHT LINE INC	107	107						
	XMCO INC	135	75			60			
TOTAL - MCLEAN		656,897	65,277	257,520	198,131	5,857	10,349	119,763	
MANASSAS	C M E INC	645			27	618			
	CARAVELLE INDUSTRIES INC	70	38		32				
	COLOR AD INC	54						54	
	CONTINENTAL TELE CO VIRGINIA	59						59	
	DATA COMMUNICATIONS SYS	114	114						
	EG&G INC	150			150				
	FEDERAL COMPUTER CORP	51				61			
	FMC CORPORATION	19,056			19,056				
	GEORATOR CORPORATION	33			33				
	GRUMMAN AEROSPACE CORPORATION	867			867				
	INTERNATIONAL BUSINESS MCHS	525,624			523,892	687	222	823	
	MANASSAS ICE	293					293		
	MARINE ENVIRONMENTAL CORP	98			98				
	PAGE AVIATION SUPPLY CO INC	44		44					
ROBEC	25						25		
TOTAL - MANASSAS		547,193	198	544,155	1,366	515		961	
MANASSAS NATIONAL BA	WHITE OAK NURSERIES INC	522			522				
MARION	BRUNSWICK CORPORATION	64,322	44,038		20,284				
	BRUNSWICK CORPORATION	251			251				
	BRUNSWICK CORPORATION	12,276				12,276			
	CONSOLIDATED DEVELOPMENT INC	50	50						
	LEMMON TRANSPORT CO INC	55				55			
	MOSLEY ELECTRIC MANUFACTURING	61						61	
TOTAL - MARION		77,015	44,088	20,535	12,331		61		
MARSHALL	BLUE RIDGE SECURITY GRD AGENCY	47	47						
MARTINSVILLE	AMERICAN FURNITURE COMPANY INC	1,903	206		551	1,146			
	AMERICAN OF MARTINSVILLE	1,227	455		40	653			
	AMERICAN OF MARTINSVILLE	33				33			
	AMERICAN OF MARTINSVILLE	159				159			
	INCO INC	103				103			
	MARTIN PROCESSING INC	27			27				
TOTAL - MARTINSVILLE		3,398	661	564	2,094			79	
MARTINSVILLE INDUSTR	AMERICAN FURNITURE COMPANY INC	184				184			
MARYSVILLE	AMERICAN FURNITURE COMPANY INC	38				38			

PRIME CONTRACT AWARDS BY STATE, CITY AND CONTRACTOR
FISCAL YEAR 1984 (OCT - SEP)
VIRGINIA

LOCATION NAME	CONTRACTOR NAME	DOD TOTAL	(DOLLARS IN THOUSANDS)					
			ARMY	NAVY	AIR FORCE	DLA	OCE	ODA
MCLEAN	OLIVETTI CORP	108						108
	OTRONA ADVANCED SYSTEMS CORP	337			75			262
	PAILEN-JOHNSON ASSOCIATES INC	150			150			
	PAR TECHNOLOGY CORPORATION	342						342
	PARADYNE CORPORATION	157		96	81			
	PLANNING RESEARCH CORPORATION	23,683	2,216		11,996	8,980		491
	PLANNING SYSTEMS INC	5,260			5,260			
	POTOMAC GENERAL RESEARCH GRP	240			240			
	PRC INFORMATION SYSTEMS	70			70			
	PRC PUBLIC MANAGEMENT SVS	50			50			
	PRENTICE-HALL INC	29		29				
	QUEST RESEARCH CORPORATION	554			554			
	QUESTECH INC	12,030	5,568		2,742	1,980		1,740
	RAMTEK CORPORATION	227			185			42
	RESOURCE CONSULTANTS INC	8,519		88	8,433			
	RICHARDS CORPORATION THE	2,243				2,243		
	S A I INC	55		55				
	S D C INTEGRATED SERVICES	16,188			16,186			
	SANDERS ASSOCIATES INC	25						25
	SCHWEITZER HAYA INC	53					53	
	SCIENCE & ENGINEERING ASSOC	154						154
	SCIENCE APPLCTN ITL CORP	11,482		903	815	1,778		7,986
	SCIENCE APPLICATIONS INC	679		353	326			
	SDC INTEGRATED SERVICES INC	8,934						8,934
	SMS DATA PRODUCTS GROUP	97				97		
	SPARTA INC	44		44				
	SPERRY CORPORATION	127,940	8,281		34,992	82,151	27	2,489
	SPERRY UNIVAC	12,674	1,946			3,953		6,775
	SPERRY UNIVAC EDUCATION CENTER	393				393		
	SPERRY-UNIVAC	493			493			
	STANFORD TELE INC	50			50			
	STERLING SYSTEMS	3,569			3,569			
	STERLING SYSTEMS INC	26			26			
	SYSTEM DEVELOPMENT CO	330		104	27			199
	SYSTEM DEVELOPMENT CORP	923			663			260
	SYSTEM DEVELOPMENT CORPORATION	16,981	4,980		2,149	9,349		503
	SYSTEM INDUSTRIES INC	126						126
	SYSTEM INDUSTRY INC	130		130				
	SYSTEMS INDUSTRIES INC	80		48	32			
	SYSTEMS MANUFACTURING CORP	65						65
	SYSTEMS MANUFACTURING CORP	117						117
	TELEDYNE INC	1,429						1,429
TESDATA SYSTEMS CORPORATION	34						34	
TITAN SYSTEMS INC	951						951	
TRW INC	36,023			34,515	425		1,083	
UNGERMANN-BASS INC	227			50			177	
VERDIX CORPORATION	69				69			
VREDENBURG R M AND CO	2,261			2,261				

PRIME CONTRACT AWARDS BY STATE, CITY AND CONTRACTOR
FISCAL YEAR 1984 (OCT - SEP)
VIRGINIA

LOCATION NAME	CONTRACTOR NAME	DOD TOTAL	(DOLLARS IN THOUSANDS)						
			ARMY	NAVY	AIR FORCE	DLA	OCE	ODA	
MCLEAN	GRID SYSTEMS CORPORATION	3,501	71						3,430
	GRUMMAN-CTEC INC	2,421			2,421				
	HARRIS COMPUTER SYSTEMS	481							481
	HARRIS CORPORATION	2,203	955	36	37	59			1,116
	HARRIS INFORMATION TERMINALS	69		69					
	HAZELTINE CORPORATION	12,428							12,428
	HONEYWELL INC	5,908	5,500	368					40
	HONEYWELL INFORMATION SYS	249				249			
	HONEYWELL INFORMATION SYSTEMS	124,448	2,584	54,573	48,852	639	10,112		7,685
	HUMAN TECHNOLOGY INC	54		54					
	HYDROTRONICS INC	4,248		4,248					
	I R T CORPORATION	270							270
	INCO INC	8,180			4,863				3,317
	INFORMATION SYSTEMS LABS	149			149				
	INTER ACTION SYSTEMS INC	456							456
	INTERN'L TECHNOLOGY	34		34					
	INTERNATIONAL BUSINESS MCHS	305	305						
	INTERNATIONAL DATA CORP	138			42	69			27
	INTERNATIONAL HARVESTER	2,197	2,197						
	INTERNATIONAL TECH CORP	648	137	129	119				263
	INTERNATIONAL TECH SERV INC	38							38
	INTERNATIONAL TECHNOLOGY COR	63							63
	INTERNATIONAL TRLR SRVC CORP	72							72
	INTERNTL RES INST INC	135		35					100
	INTL RESEARCH LAST	100		100					
	J R B ARCHITECTS INC	318	318						
	JAYCOR	83							83
	JONATHAN CORP	48			48				
	JRB ASSOCIATES INC	1,403	424			979			
	LYON ASSOCIATES INC	415				415			
	M/A COM LINKABIT INC	2,030							2,030
	M/A-COM ALANTHUS DATA INC	118			118				
	MANTECH INTRNTL CORP	2,423	50						2,373
	MATRIX CORPORATION	121		121					
	MC LEAN RESEARCH CENTER INC	602	602						
	MEMOREX CORP	147				147			
	MEMOREX CORPORATION	399	399						
	MEMOREX CORPORATION	203	203						
	MEMOREX CORPORATION	951		474	477				
	METRON INC	180		180					
MEYER A F & ASSOC	189	189							
MINNESOTA MINING & MFG CO	159		26	52				81	
MITRE CORPORATION THE	1,358	696	225						
N B I INC	30		30						
NATIONAL RIFLE ASSN AMER	3,453	3,453							
NETWORK SOLUTIONS	1,150	1,150							
NORTHERN TELECOM INC	857	277	580						
NORTHERN TELECOM SYS CORP	28		28						

PRIME CONTRACT AWARDS BY STATE, CITY AND CONTRACTOR
FISCAL YEAR 1984 (OCT - SEP)
VIRGINIA

LOCATION NAME	CONTRACTOR NAME	DCD TOTAL	(DOLLARS IN THOUSANDS)						
			ARMY	NAVY	AIR FORCE	DLA	OCE	ODA	
MCLEAN	ALLIED DEFENSE INDUSTRIES INC	414			414				
	ANALYSIS & TECHNOLOGY INC	80			80				
	ANALYTIC SCIENCES CORP THE	406							406
	ANALYTICS INCORPORATED	3,433	2,941			107			385
	APPLIED DATA CMNCTNS INC	56							56
	ARGENT GROUP LTD	1,138			1,138				
	BATTELLE MEMORIAL INSTITUTE	199	199						
	BDM CORPORATION THE	44,781	15,184		1,897	3,897			24,003
	BDM INTERNATIONAL INC	7,253	40			65			7,148
	BDM MGMT SERV CO INC	210	210						
	BENDIX CORPORATION THE	4,621			4,186				435
	BRAEGEN CORPORATION THE	228							228
	BURROUGHS CORPORATION	36,848	548		8,120	21,212	4,987		1,981
	CALIFORNIA CMPTR PRDTS INC	44							44
	COMMUNICATIONS TECHNOLOGY	117			117				
	COMPUTER ASSOCIATES	26	26						
	COMPUTER TECHNOLOGY ASSOC	58				58			
	CONSULTANTS & DESIGNERS INC	128	128						
	CORVUS SYSTEMS INC	38	38						
	CREATIVE MARKETING ASSOC	167			167				
	DATA GENERAL CORPORATION	5,540	81		200				5,259
	DATA TAPE INC	365			309				56
	DATA-DESIGN LABORATORIES	444			444				
	DATUM INC	35			35				
	DECISION SCIENCE CONSORTIUM	75				75			
	DECISIONS AND DESIGNS INC	4,041			1,996				2,045
	DEFENSE SYSTEMS INC	3,460			2,984		48		428
	DHR INCORPORATED	1,914				1,914			
	DICTAPHONE CORPORATION	54						54	
	DIRECTED TECHNOLOGIES INC	450			150				300
	DOMINION ENGINEERING INC	99	50		49				
	DYNALECTRON CORP	2,010			2,010				
	DYNALECTRON CORPORATION	38						38	
	DYNAMIC SYSTEMS INC	5,190			5,190				
	EASTMAN KODAK COMPANY	137							137
	EDUCATIONAL TESTING SERVICE	81							81
	ELECTROSPACE SYSTEMS INC	1,552	663			528			361
	ELS INC	75			75				
	ENGINEERING RESEARCH ASSOC	2,126			207	1,919			
	ENGINEERING RESOURCES INC	90	65-		155				
	ENTRE COMPUTER CENTERS INC	251							251
	FALCON ASSOCIATES	280							280
	FLOW GENERAL INC	1,633							1,633
	GENERAL RESEARCH CORPORATION	5,421	149		114	442			4,716
	GENERAL SYSTEMS GROUP INC	50	50						
	GOVERNMENT SYSTEMS ADVISORS	61			61				
	GRID HOOD	75							75
	GRID SYSTEMS CORP	116			39				77

PRIME CONTRACT AWARDS BY STATE, CITY AND CONTRACTOR
FISCAL YEAR 1984 (OCT - SEP)
VIRGINIA

LOCATION NAME	CONTRACTOR NAME	DOD TOTAL	(DOLLARS IN THOUSANDS)					OCE	ODA
			ARMY	NAVY	AIR FORCE	DLA			
LIGHTFOOT	ACOUSTICAL SREENS CORP	132			132				
	HANCRAFT FURNITURE INC	96	96						
	KLYMAN KENT D & ASSOCIATES	193	104	59	30				
	THROUGH THE BAR DOOR FUN	39		39					
TOTAL - LIGHTFOOT		460	200	98	162				
LIGNUM	BYNUM W E & COMPANY INC	31					31		
	C-C LUMBER INC	67					87		
	RED HAWK INDUSTRIES INC	254					254		
TOTAL - LIGNUM		372					372		
LITTLE CREEK NAVAL A	ASSOCIATED NAVAL ARCHITECTS	31		31					
	CANADIAN COMMERCIAL CORPORATN	89		89					
	DECKS INC	66		66					
	DYNETERIA INC	38		38					
	HOLMES BROTHERS ENTERPRISES	66		66					
	MARINE HYDRAULICS INTL	1,827		1,827					
	MARINE HYDRAULICS INTL INC	167		167					
	MOTOROLA CMNCTNS/ELCTRNC	132		132					
	MOTOROLA INC	34		34					
	NORFOLK SHIPBUILDING DRYDOCK	59		59					
	PURVIS SYSTEMS INC	59		59					
	TENCO SERVICES INC	189		189					
	TOTAL - LITTLE CREEK NAVAL A		2,681		2,681				
LORETTO	INTERNTNL RSRCH ASSCTS INC	33		33					
LORTON	FRIDEN ALCATED	34						34	
	GREENSTEEL INC OREGON	110						110	
	SAFETY DEVICES INC	158	103	55					
	TECHNICAL SERVICES CORP	240	240						
TOTAL - LORTON		542	343	55				144	
LYNCHBURG	AMERICAN HOFMANN CORPORATION	168		134			34		
	BABCOCK & WILCOX COMPANY	619		619					
	COMMUNICATION SPCLSTS CO INC	27		27					
	FLEET C B CO INC	154					154		
	GENERAL ELECTRIC CO	28			28				
	GENERAL ELECTRIC COMPANY	611	152	83	316		60		
	LIMITORQUE CORPORATION	505		346			159		
	LYNCHBURG MACHINE WORKS	151	151						
	MERCHANDISING CO INC	84						84	
TOTAL - LYNCHBURG		2,390	346	1,209	344		491		
MCLEAN	A P S INCORPORATED	35		35					
	ADVANCED TECHNOLOGY INC	38,379	250	37,607				522	
	ALANTHUS DATA COMMUN CORP	88		58	32				

PRIME CONTRACT AWARDS BY STATE, CITY AND CONTRACTOR
FISCAL YEAR 1984 (OCT - SEP)
VIRGINIA

LOCATION NAME	CONTRACTOR NAME	DOD TOTAL	(DOLLARS IN THOUSANDS)					OCE	ODA
			ARMY	NAVY	AIR FORCE	DLA			
HERNDON	COMPUTER SCIENCES CORPORATION	1,842				1,842			
	CONTROL DATA CORPORATION	36						38	
	EG&G INC	47			47				
	FREDERICK A COSTELLO INC	50				50			
	IBIS CORP	2,377	286		2,091				
	IBIS CORPORATION	3,658	3,658						
	INTEQ INC	227				227			
	SOFTWARE CORP OF AMERICA	40					40		
TOTAL - HERNDON	SUTRON CORPORATION	552					552		
		9,075	3,944	2,138		2,119	40	588	246
HIGHLAND PARK	SALMON AND SHELLFISH GROUP	55					55		
HOPEWELL	AIRCO INDUSTRIAL GASES	144	144						
	DIVERSIFIED MANUFACTURING INC	100					100		
	M G INDUSTRIES INC	81			81				
TOTAL - HOPEWELL		325	144		81		100		
INDEPENDENCE	NAUTILUS SPORTS MDCL IND	235	178			57			
IRONGATE	DECKS INC	38			38				
JEFFERSON APARTMENTS	ADVANCED TECHNOLOGY INC	46			46				
JOHN H. KERR DAM	PEDMONT COMMUNICATIONS CO INC	41						41	
KING GEORGE	ELDYNE INC	1,731			1,731				
	MESA INC	75			75				
	WHITE PACKING CO OF VIRGINIA	244					244		
	TOTAL - KING GEORGE	2,050			1,806		244		
LANGLEY	FEDERAL DATA SYSTEM CORP	81							81
LAWRENCEVILLE	ABELL LUMBER CORPORATION	3,088					3,088		
	BRUNSWICK BOX CO INC	357					357		
	TOTAL - LAWRENCEVILLE	3,445					3,445		
LEESBURG	APPLE T R DEVELOPMENT	165							165
	INFORMATION MANAGEMENT ASSOC	106							106
	SMALL BUSINESS ADMINISTRATION	40			40				
	T R APPLIED DEVELOPMENT CORP	37							37
	T R OPPLIED DEVELOPMENT	49							49
	WARREN ASSOCIATES INC	190	190						
	XEROX CORPORATION	28			28				
	TOTAL - LEESBURG		615	190		68			
LEXINGTON	VIRGINIA MILITARY INSTITUTE	1,139	324		526	212		77	
	WASHINGTON & LEE UNIVERSITY	391							
	TOTAL - LEXINGTON	1,530	715		526	212		77	

PRIME CONTRACT AWARDS BY STATE, CITY AND CONTRACTOR
FISCAL YEAR 1984 (OCT - SEP)
VIRGINIA

LOCATION NAME	CONTRACTOR NAME	DDO TOTAL	(DOLLARS IN THOUSANDS)							
			ARMY	NAVY	AIR FORCE	DLA	OCE	ODA		
HAMPTON	SMELTZER INSURANCE AGENCY	266				266				
	SMITH LEON K ARCHITECT	222				222				
	SOUTHEASTERN TILE & RUG CO INC	123				123				
	SPECTRUM LEASING CORP	33		33						
	SPERRY CORPORATION	2,421	2,330			91				
	SPIERS & WALTZ CONSULT & ENG	40	40							
	STAR CITY STEAM CLEANING	358				358				
	STORAGE TECHNOLOGY CORPORATION	59	59							
	SUBURBAN GRADING & UTILITY INC	180	180							
	SYSTEC INC	28	28							
	SYSTEM DEVELOPMENT CORPORATION	3,634				3,634				
	SYSTEMATICS GENERAL CORP	1				1				
	TAM INC	1,120				1,120				
	TECHPLAN CORP	205				205				
	TEKTRONIX INC	54	54							
	TELEDYNE INC	1,308			1,308					
	TEMPERATURE CONTROL INC	31	31							
	TEXAS INSTRUMENTS INCORPORATED	250				250				
	THERMO CONTRACTING CORP	94				94				
	THOMPSON MTHW J CNSLTNG ENGRG	102				102				
	TIDEWATER DOCK & STRUCTURES	47	47							
	UNION CARBIDE CORPORATION	857				857				
	UNIVERSITY OF SOUTH DAKOTA	68				68				
	VAN SUMNER INC	29				29				
	VESSEL MANAGEMENT INC	26			26					
	VIGYAN RESEARCH ASSOCIATES INC	48			48					
	VIRGINIA BEACH AIR CONDNG	193				193				
	VIRTEXCO CORPORATION	1,943	694			1,249				
	WANG LABORATORIES	99				99				
	WANG LABORATORIES INC	1,875	1,875							
	WATERFRONT MARINE CONSTR	265				265				
	WRIGHT ELECTRIC INC.	101	101							
	WYLE LABORATORIES	227			227					
	XEROX CORP	168	168							
	XEROX CORPORATION	245	79			166				
	YMCA OF METROPOLITAN OF CHIC	400	400							
	TOTAL - HAMPTON		53,446	23,696	3,312	26,108		33	297	
	HARRISONBURG	COMMONWEALTH OF VIRGINIA	122	122						
		FLIPPOS OIL COMPANY	74					74		
		J D SALES CO INC	36			36				
TOTAL - HARRISONBURG		232	122		36		74			
HARTWOOD	NATIONAL TECHNICAL SYSTEMS INC	163	163							
HAYSI	STOKLEY - CHEEKS & ASSOCIATES	64						64		
HERNDON	ALLIANCE MOVING AND STORAGE	246							246	

PRIME CONTRACT AWARDS BY STATE, CITY AND CONTRACTOR
FISCAL YEAR 1984 (OCT - SEP)
VIRGINIA

LOCATION NAME	CONTRACTOR NAME	DOD TOTAL	(DOLLARS IN THOUSANDS)						
			ARMY	NAVY	AIR FORCE	DLA	OCE	GD	
HAMPTON	HONEYWELL INC	89				89			
	HONEYWELL INFORMATION SYSTEMS	1,341				1,341			
	HUSSEY W H PIPE CO INC	85	85						
	INDUSTRIA LS INC FAYETTEVILLE	281				281			
	INSTITUTE ATMOSPHERIC OPTICS R	344	344						
	INTERNATIONAL BUSINESS MCHS	432	432						
	INTERNATIONAL PAINT COMPANY	220			220				
	IRVINE & ASSOCIATE INC	34				34			
	ITALIANETTE INC	187				187			
	J L ASSOCIATES INC	552	552						
	JAMES O K CONSTRUCTION INC	51	51						
	KAPLANS SCHOOL SUPPLY INC	25	25						
	KIRK CONSTRUCTION CORP	111				111			
	LANIER BUSINESS PRODUCTS INC	286				286			
	MAR TECH MECHANICAL LTD	34	34						
	MC DONNELL DOUGLAS CORPORATION	580-				580-			
	MEDIA IMAGES INC	48	48						
	MEREDITH CONSTRUCTION CO INC	1,885	1,885						
	METROPOLITAN JANITOR SERVICE	469				469			
	MINORITY ENTERPRISES INC	294				294			
	MOHAWK DATA SCIENCES CORP	89	89						
	MONDE CONSTRUCTION INC	28				28			
	MOTOROLA INC	92				92			
	MULLEN TRANSFER	40	40						
	MULLER E W CONTRACTOR INC	447				447			
	NEWPORT NEWS CITY OF	26				26			
	O A O CORPORATION	33				33			
	O K JAMES CONSTRUCTION	341				341			
	OVERNITE TRANSPORTATION CO	35				35			
	P & M SUPPLY CO INC	469				469			
	PEMBROKE CONSTRUCTION COMPANY	860	34			826			
	PERRY-MANN ELECTRIC CO INC	56			56				
	PIPELINE RENOVATION SERVICE	26-				26-			
	PITTMAN MECHANICAL CONTRACTOR	97				97			
	PRESSURE SYSTEMS INC	271			77	194			
	R & H GENERAL CONTRACTORS	217	217						
	R & H GENERAL CONTRACTORS	65	65						
	RAYTHEON COMPANY	179	34			145			
	RICKS JAMES PAINTING CONTRACTO	94	94						
	ROGERS CONCRETE CONTRACTORS	42				42			
	ROSENBERGS HY RELIABLE MAINT	228				228			
	ROSENBLATT M & SON INC	196			196				
SCHWARTZ ENTERPRISES INC	26				26				
SCIENCE & TECHNOLOGY CORP	172			98	26				
SEABOARD SERVICES INC	249	48			249				
SEIDNITZER & BRAUER PLBG & HTG	89				89				
SHARPE CONSTRUCTION CORP	64				64				
SHEETS THOMAS A	113				113				

PRIME CONTRACT AWARDS BY STATE, CITY AND CONTRACTOR
FISCAL YEAR 1984 (OCT - SEP)
VIRGINIA

LOCATION NAME	CONTRACTOR NAME	DOD TOTAL	(DOLLARS IN THOUSANDS)					
			ARMY	NAVY	AIR FORCE	DLA	OCE	ODA
HAMPTON	BRYANT & KING INC	92			92			
	BURNS & MC DONNELL ENGRG CO	51	51					
	BURROUGHS CORPORATION	131	131					
	C & M OIL DISTRIBUTORS INC	31			31			
	C 3 INC	42-			42-			
	CARRIER CORPORATION	26			26			
	CATAWBA WINDOW SYSTEM INC	128	128					
	CDI MARINE CO	82		82				
	CENTURY CONCRETE SERVICES INC	1,128	971		157			
	CERTIFIED TESTING CORPORATION	34		34				
	CHAMBERLIN HOTEL COMPANY INC	33	33					
	CHESAPEAKE POTOMAC TELE VIRGN	52			52			
	CJI SERVICE	29			29			
	COCHRAN CONSTRUCTION CO INC	44	44					
	COLLIER LOUIS C INC	44	44					
	COMFORT CENTER INC	37			37			
	COMMAND CNTRL & COMM CORP	78			78			
	COMPUTER DYNAMICS INC	90	90					
	CONSERVCO INC	103	103					
	CONTINENTAL CONTRACTING INC	483			483			
	CORMAN CONSTRUCTION INC	498			498			
	CPT CORP	216			216			
	CRAFT MACHINE WORKS INC	58		58				
	DATACARD CORP	149	149					
	DATAGRAPHIX INC	29	29					
	DIGITAL APPLICATIONS INC	44			44			
	DILLON AL CONTRACTOR INC	142			142			
	DOMINION RESOURCES INC	2,906	1,365		1,541			
	EASTERN METAL PDTS FAB	120			120			
	EASTERN ROOFING CORP	192	192					
	EASTMAN KODAK COMPANY	28	28					
	ELECTRICAL MECH SPECIALIST CO	325			325			
	ELKINS ELECTRIC	44	44					
	ENGINEERING INCORPORATED	429	47	85			297	
	ENVIRONMENTAL ELEMENTS CORP	265			265			
	FOUR-PHASE SYSTEMS INC	584	584					
	GENERAL ELECTRIC COMPANY	137		104			33	
	GENERAL SVS ADMINISTRATION	93	93					
	GRACE INDUSTRIES INC	238	238					
	GRACE W R & CO INC	50	50					
	HAMPTON INSTITUTE	324	235	89				
	HAMPTON MARINA RAILWAY	319	319					
	HAMPTON RDS SNTN DIST	120			120			
	HAMPTON RUBBER CO INC	67		67				
	HAMPTON RUBBER COMPANY INC	42		42				
	HARRIS R L INC	199			199			
	HENDERSON INC	1,199			1,199			
	HODGES & BRYANT NEWPORT NEWS	610	192		418			

PRIME CONTRACT AWARDS BY STATE, CITY AND CONTRACTOR
FISCAL YEAR 1984 (OCT - SEP)
VIRGINIA

LOCATION NAME	CONTRACTOR NAME	DOD TOTAL	(DOLLARS IN THOUSANDS)					
			ARMY	NAVY	AIR FORCE	DLA	OCE	ODA
NORFOLK	BATCHELORS CONTRACTING INC	1,160			1,160			
	BATCHELORS CONTRACTING INC	168			168			
	BATTERY PARK CONTRACTORS INC	348			348			
	BAUER COMPRESSOR INC	43	43					
	BAY CHEVROLET CORP	47			47			
	BDM CORPORATION THE	443			443			
	BDM INTERNATIONAL INC	221			221			
	BEACH BUILDING CORPORATION	50			50			
	BEARD ARTHUR ENGINEERS INC	56			56			
	BELANGA W H & ASSOCIATES INC	128			128			
	BERKELEY RESEARCH ASSOC	217			217			
	BEST FOODS	391					391	
	BIRTCHELD DAIRY INC	1,567	1,567					
	BOARD TRUST COMM COLG DIST 508	196			196			
	BOWIE & K ENTERPRISES INC	101			101			
	BRAND NAME CONTRACTOR	4,651	4,651					
	BRANTLEY ALLEN S	126			126			
	BROCKENBROUGH AUSTIN & ASSOC	238			238			
	BROOM FINK ARCHITECTS PLANNRS	89			89			
	BURGESS-SNYDER INDUSTRIES INC	43			43			
	BURROUGHS CORPORATION	4,422			4,422			
	C F E EQUIPMENT CORP	262			262			
	C F E SERVICES INC	15,719	15,719					
	C 3 INC	185			185			
	CACI INC FEDERAL	25			25			
	CALIGARI E & SON INC	45			45			
	CALL DOUGLAS CO INC	473			473			
	CALORE FREIGHT SYSTEM INC	500			500			
	CAPITOL YORK CONSTRUCTION CO	239			239			
	CARO-MONROE-LIANG-ARCHITECTS	70			70			
	CARPENTER CONSTRUCTION CO INC	124			124			
	CAVALIER GROCERY & PROV CO	136			51			
	CENTEC CORPORATION	122			122			85
	CENTRAL ATLANTIC CONTR INC	57			57			
	CHAMPION FENCES INC	81			81			
	CHANDLER AND GIBSON	72			72			
	CHARLSTON AUTO PROCESSORS	216			216			
	CHAS T MAIN OF VA INC	812			812			
	CHEM-WOOD CORPORATION	334			334			
	CHESAPEAKE ENTERPRISES INC	1,143			1,143			
	CHESAPEAKE MARINE RFRGN	66			66			
	CLARK NEXSEN OWN BRBR OBSN PC	904	227		677			
	CLARKLIFT OF VIRGINIA CORP	181			181			
	COLLEY PROVISION CO THE	41			41			
	COLLINS ENGINEERS INC	32			32			
	COLONNAS SHIPYARD INC	1,654			1,654			
	COMMART INC	46			46			
	COMMERCIAL BUILDING SERVICES	1,737			1,737			

PRIME CONTRACT AWARDS BY STATE, CITY AND CONTRACTOR
FISCAL YEAR 1984 (OCT - SEP)
VIRGINIA

LOCATION NAME	CONTRACTOR NAME	DOD TOTAL	(DOLLARS IN THOUSANDS)					
			ARMY	NAVY	AIR FORCE	DLA	OCE	ODA
NORFOLK	COMMUNITY ALTERNATIVE INC	151		151				
	COMP TUR CORP	86		86				
	CONRAD BROTHERS INC	104		104				
	CONTINENTAL CONTRACTING INC	72		72				
	CONTRACTORS PAVING CO INC	685		685				
	CONTRCL DATA CORPORATION	187		187				
	COPY SYSTEMS OF TIDEWATER INC	53		53				
	COX S B INC	273		273				
	CPC INTERNATIONAL INC	131		131				
	CREECH J W INC	29		29				
	CROFTON DIVING CORP	97						97
	CROWDER CONTRACTING CO INC	67			67			
	CROWLEY MARITIME CORPORATION	1,933			1,933			
	CULLINET SOFTWARE INC	27			27			
	CUPPETT DESIGN ASSOCIATES PC	28			28			
	CURRENTS CONSTRUCTION INC	353			353			
	DAUGHERTY & EDMONDS INC	1,000			1,000			
	DAVIS INTERIORS LTD	369			369			
	DDD ENVIRONMENTAL MANAGEMENT C	228					228	
	DECKS INC	174			174			
	DESIGNS AFLCAT INC	55			55			
	DI GIACOMO WLLM ASSOC	151			151			
	DIBERT VALVE & FITTING CO INC	41			41			
	DIGITAL EQUIPMENT CORPORATION	129			129			
	DILLARD PAPER CO OF NORFOLK	63		63				
	DODSON WILSON B11	68		68				
	DOLPHIN SHIP REPAIR CORP	735			735			
	DOMINION RESOURCES INC	793		793				
	DONJON MARINE CO INC	277			277			
	DOREY ELECTRIC CO	564			564			
	DOVER ELEVATOR COMPANY	126			126			
	DRISKILL J C INC	669			669			
	DUDLEY MORRISSETTE CDRQST ASSC	149			149			
	DYN LOGISTICS SERVICES INC	1,854			1,854			
	DYNALECTRON CORPORATION	1,167			1,167			
	E & M CONTRACTING CORPORATION	131			131			
	EAST COAST INDUSTRIAL SERVICE	37			37			
	EASTERN METAL PDTS FAB	182			182			
	EASTERN ROOFING CORP	441			441			
	EASTERN VIRGINIA MED AUTH	398		109	257		32	
	EATON CORPORATION	392					392	
	ECOLOCHEM INC	88			88			
	EDD CORPORATION	115			115			
	ELECTRICAL MGT & CONTRACTING	279			279			
	ELLIS CORPORATION THE	227			227			
	EMPIRE ELECTRC CO INC	39			39			
	EMPIRE MACHINERY & SUPPLY CORP	44			44			
	EMPLOYMENT SERVICES INC	81			81			

PRIME CONTRACT AWARDS BY STATE, CITY AND CONTRACTOR
FISCAL YEAR 1984 (OCT - SEP)
VIRGINIA

LOCATION NAME	CONTRACTOR NAME	DOD TOTAL	(DOLLARS IN THOUSANDS)						
			ARMY	NAVY	AIR FORCE	DLA	OCE	ODA	
NORFOLK	FAMILY SERV/TRVLS AID INC	452		452					
	FEDERAL DATA CORPORATION	102		102					
	FINE PETROLEUM CO INC	26					26		
	FLIGHT INTERNATIONAL GROUP INC	9,031		9,031					
	FLOWERS B R & CO INC	820		820					
	FMC CORPORATION	87		87					
	FORD AEROSPACE & COMMUNCTNS	292	98	194					
	FOUR-PHASE SYSTEMS INC	272		272					
	G & V GENERAL CONTRACTORS INC	2,420		2,420					
	G S C INC	48		48					
	G S G S D INC	738		738					
	GAGE-BABCOCK & ASSOCIATES INC	34		34					
	GAI	98		98					
	GAVCO CORP	1,479		1,479					
	GENERAL ELECTRIC CO	145		145					
	GENERAL INSTRUMENT CORPORATION	920		920					
	GIBBS SAMUEL L CORPORATION	1,830		1,830					
	GIFFELS ASSOCIATES INC	372		372					
	GLOBE ELECTRIC CO INC	160		160					
	GLOVER CONSTRUCTION CO INC	340							340
	GNB BATTERIES	47		47					
	GOLTEN MARINE CO INC	31		31					
	GONZALES SAM INC	237		237					
	GOODWILL INDUSTRIES TIDEWATER	123		123					
	GRACE INDUSTRIES INC	144		144					
	GRAHAM RAY ASSN FOR HANDICPPD	139						139	
	GREAT LAKES INTERNATIONAL INC	6,894		6,894					
	GTE COMMUNICATION SYSTEMS CORP	182		182					
	GTE CORPORATION	110		110					
	H & S CORP	621		621					
	HADRON INC	34		34					
	HALIFAX ENGINEERING INC	586							586
	HAMPTON ROADS OIL CO INC	1,843						1,843	
	HAMPTON ROADS ROOFING CO INC	341		341					
	HANNA GARDEN CENTER INC	51		51					
	HARBOR SERVICES CORP	26		26					
	HARGROVE & BROCKWELL & ASSOC	94		94					
	HARMON HOUSE THE	33		33					
	HAROLD A E & SON INC	60							60
	HAYES SEAY MATTERN & MATTERN	481		481					
	HENDERSON ASSOCIATES	107		107					
	HEWLETT-PACKARD COMPANY	39		39					
HIGH CARPET CARE & JNTL SVC	1,603		1,603						
HILL CHARLES E INC	165		111			54			
HITT ELECTRIC CORP	464		464						
HODGES & BRYANT NEWPORT NEWS	43		43						
HOFFERT MARINE INC	544		507					37	
HOLLAND JOHN C ENTERPRISES	612		612						

PRIME CONTRACT AWARDS BY STATE, CITY AND CONTRACTOR
FISCAL YEAR 1964 (OCT - SEP)
VIRGINIA

LOCATION NAME	CONTRACTOR NAME	DOD TOTAL	(DOLLARS IN THOUSANDS)					
			ARMY	NAVY	AIR FORCE	DLA	OCE	ODA
NORFOLK	HOLMES BROTHERS ENT INC	125		125				
	HOLMES BROTHERS ENTERPRISES	18,040		18,040				
	HONEYWELL INFORMATION SYSTEMS	638	170	468				
	HOY L J INC	127		127				
	HUGHES AIRCRAFT COMPANY	78		78				
	HUNTER H B CO INC	746				746		
	HUSSEY W H PIPE CO INC	26,508		26,508				
	HVVALL INDUSTRIES	40		40				
	INDUSTRIA LS INC FAYETTEVILLE	283		283				
	INFOREX INC	234		234				
	INNERVIEW LTD	95		95				
	INTERNATIONAL BUSINESS MCHS	5,717	152	4,190	1,375			
	INTERNATIONAL PLAYTEX INC	51		51				
	INTL RESOURCES INC	439					439	
	ITT BUSINESS COMMUNICATION	401			401			
	ITT CORPORATION	58		58				
	IWY WALL LTD	38		38				
	J AND R SUPPLY CO	34		34				
	J L ASSOCIATES INC	308		308				
	J R W ENTERPRISES	469		469				
	JACOBS OLIVER CONSTRUCTION	72		72				
	JET ACTION FERRET INC/VA	64		64				
	JETS SERVICES INC	10		10				
	JOHNSON C LLOYD CO INC	207		117			90	
	JOHNSON CONTROLS INC	44		44				
	JOHNSON K H CO LTD INC THE DEL	34		34				
	JONATHAN CORP	3,014		3,014				
	JONATHAN CORP	6		6				
	JONATHAN CORP	298		298				
	JONATHAN CORP	36		36				
	JONATHAN CORP	12,329		12,329				
	K & P INC	291		291				
	KEA, SILAS S. & SONS CO.	1,131		1,131				
	KETRON INC	182		182				
	KEY INDUSTRIES INC	28					28	
	KIKKOMAN INTERNATIONAL INC	105					105	
	KRIER FOODS INC	236					236	
	LA BARGE INC	80		80				
	LESTER GROSSMAN COMPANY	27		27				
	LLOYDS INTL SUPPLIERS	359		359				
	LOCKWOOD BROTHERS INC	74		74				
	LOCKWOOD C W & SONS INC	157		157				
LOFTUS PETER F CORP	29		29					
LOMBART BROTHERS INC	34		34					
LONE STAR INDUSTRIES INC	43		43					
LYON SHIPYARD INC	85		341	256-				
M & W MARINE SERVICE INC	28			28				
M M M DESIGN GROUP	598		598					

PRIME CONTRACT AWARDS BY STATE, CITY AND CONTRACTOR
FISCAL YEAR 1984 (OCT - SEP)
VIRGINIA

LOCATION NAME	CONTRACTOR NAME	DOD TOTAL	(DOLLARS IN THOUSANDS)						
			ARMY	NAVY	AIR FORCE	DLA	OCE	ODA	
NORFOLK	MACILROY AND PARRIS, ARCHITEC	40		40					
	MAGANN CORPORATION	914		464				450	
	MALLORY ELECTRIC CO INC	54		54					
	MANAGEMENT CONSULTING INC	56		56					
	MANN & HUNDLEY INC	78		78					
	MANTECH INTRNTL CORP	1,145		1,145					
	MAR INCORPORATED	55-		55-					
	MARINE CONTRACTING CORP	83		83					
	MARINE HYDRAULICS INTL	1,269		1,269					
	MARINE HYDRAULICS INTL INC	128		128					
	MARQUIS ROBERT R INC	28		28					
	MC ELROY WELDING SVS	194		194					
	MC KISSICK & CO INC	442	186	256					
	MC LAUGHLIN RESEARCH CORP	92		92					
	MCELROY J W & ASSC ARCHTS INC	49		49					
	MCGRAW EDISON WORTHINGTON	41		41					
	MCKENDREE W I CO INC	30		30					
	MEADOWS W S ENGINEERING INC	210		210					
	MECHANICAL ENERGY SPECIALTIST	51		51					
	MERRITT DREDGING COMPANY	2,323						2,323	
	METALS OF VIRGINIA INC	67		67					
	METRO MACHINE CORPORATION	18,504		18,504					
	MID ATLANTIC LEASING CORP	28		28					
	MIDDLETON E G INC	43		43					
	MILCOM SYSTEMS CORPORATION	145		145					
	MILLER OIL INC	4,858					4,858		
	MILLERS DAIRY INC	41	41						
	MOBIL OIL CORPORATION	151		151					
	MOHAWK DATA SCIENCES CORP	65		65					
	MONDE CONSTRUCTION INC	393		393					
	MOON ENGINEERING CO INC	3,127		3,127					
	MOTOROLA CMNCTNS/ELCTRNCs	30		30					
	MOTOROLA INC	122		122					
	MOTOROLA INC	147		147					
	MOTOROLA INC	44			44				
	MUELLER C F COMPANY INC DEL	82					82		
	MACIREMA OPERATING CO INC	159	83	76					
	NAPIT CONTRACTING INC	123		123					
	NATIONAL DESIGNERS INC	30		30					
	NATIONAL DOOR SERVICE INC	791		791					
	NATIONAL MARINE SERVICE INC	35		35					
	NESSON & RAPOPORT INC	38		38					
	NEWPORT MACHINE TOOL CORP	42		42					
	NORFOLK DREDGING CO INC	3,163						3,163	
	NORFOLK SHIPBUILDING DRYDOCK	21,975		21,975					
	NORFOLK STATE UNIVERSITY	66		66					
	NOTCH M A CORPORATION	33		33					
	OCCUPACIA CORPORATION	440		440					

PRIME CONTRACT AWARDS BY STATE, CITY AND CONTRACTOR
FISCAL YEAR 1984 (OCT - SEP)
VIRGINIA

LOCATION NAME	CONTRACTOR NAME	DOD TOTAL	(DOLLARS IN THOUSANDS)						
			ARMY	NAVY	AIR FORCE	DLA	OCE	ODA	
NORFOLK	OCCUPACIA CORPORATION	137		137					
	OCEANEERING INTL INC	200		200					
	OLD DOMINION FOODS CIN	699					699		
	OLD DOMINION UNIVERSITY	156	31	125					
	OLD DOMINION UNV RES FNDN	446		224		125			97
	OLDE FORGE LDSOP & FENCE CO	63		63					
	OUTAGAMIE COUNTY OF	2,838		2,838					
	OVERNITE TRANSPORTATION CO	336		336					
	PACORD INC	361		361					
	PALMER ELECTRIC & MANUFACTUR	1,678		326				1,352	
	PAXTON CO INC	34		34					
	PECK PURIFIER SALES CO	48						48	
	PEPPERDINE CORP	1,008		1,008					
	PERSONAL PRODUCTS COMPANY	82		82					
	PHILIP MORRIS INCORPORATED	57		57					
	PICKER INTERNATIONAL INC	54		54					
	PIPE INC	609		609					
	PIRNIE MALCOLM INC	77		77					
	PITTMAN MECHANICAL CONTRACTOR	532		532					
	POPE ENGINEERS	34		34					
	POWER DISTRIBUTION INC	62		62					
	PRC SYSTEMS SERVICES CO	199		199					
	PRECISION METHODS INC	74		74					
	QUAKER OATS COMPANY THE	397		397					
	QUALITY CONTROLS INC	35		35					
	R & H GENERAL CONTRACTORS	335		335					
	RACK ENGINEERING CO	31		31					
	RANCORN WILDMAN & KRAUSE	99		99					
	RAY C L JR INC	34		34					
	RAYTHEON SERVICE COMPANY	254		254					
	RAYTHON DATA SYSTEM	35		35					
	RCA CORPORATION	359		359					
	REAL TIME DATA MANAGEMENT SVS	234		234					
	REAL TIME DATA MNGMENT SERVI	29		29					
	REHAB COMPUTER INCORPORATED	1,285		1,285					
	RICHTER DISTRIBUTING CO INC	600	26	67				707	
	ROACHE MERCER AND FAISON INC	550		550					
	ROAN CORPORATION	458		458					
	ROOF INSPECTION SVC OF VA	167		167					
	ROYAL CROWN BOTTLING CO VA	28		28					
	RUDMAN & SCHOFIELD INC	42		42					
	S & S SUPPLY CO INC	29		29					
	S R INTERNATIONAL INC	609		609					
SALMON AND SHELLFISH GROUP	728		33				695		
SANDLER L M & SONS INC	344						344		
SAUNDERS PROVISION CO INC	140		140						
SCHIRMER ENG CORP	33		33						
SCOTTIES CLEANING CO	120		120						

PRIME CONTRACT AWARDS BY STATE, CITY AND CONTRACTOR
FISCAL YEAR 1984 (OCT - SEP)
VIRGINIA

LOCATION NAME	CONTRACTOR NAME	DOD TOTAL	(DOLLARS IN THOUSANDS)					
			ARMY	NAVY	AIR FORCE	DLA	OCE	ODA
NORFOLK	SEAWARD INTERNATIONAL	2,160		2,160				
	SEAWARD MARINE SERVICES	1,212-		1,212-				
	SEAWARD MARINE SERVICES	166		166				
	SEAWARD MARINE SERVICES	100		100				
	SEAWARD MARINE SERVICES	250		250				
	SEIDNITZER & BRAUER PLBG & HTG	52		52				
	SENTRY FASTENER INC	48				48		
	SERVICE ELECTRIC CORP OF VA	35			35			
	SEAWARD MARINE, INC	69			69			
	SHAW M B COMPANY	81			81			
	SHAW PAINT & WALLPAPER CO INC	52			52			
	SHEETS THOMAS A	112			112			
	SHELDON TECHNOLOGY INC	38				38		
	SHIRLEY CONSTRUCTION CORP	4,012			4,012			
	SHRIVER & HOLLAND ASSOCIATES	247		247				
	SINGER COMPANY THE	28			28			
	SLURRY PAVERS, INC	672			672			
	SMITH FAISON MILITARY SLS CO	26			26			
	SOLUSOFT DATA GROUP INC	36			36			
	SPERRY CORPORATION	833		117	716			
	SPIGEL HERMAN CHAPMAN, LTD.	114			114			
	STANFORD & TURNER ARCHITECTS	161			161			
	STANWICK CORPORATION	974			974			
	STAR CITY STEAM CLEANING	48			48			
	STEADFAST MARINE CONSULTING	120			120			
	STEIGERWALD J E COMPANY INC	34			34			
	STERLING SUPPLY CORPORATION	53			53			
	STORAGE TECHNOLOGY CORPORATION	210			210			
	SUPERIOR ENG & ELEC CO INC	195			195			
	SUPERIOR ENGR & ELECTRONIC CO	153			153			
	SUPERIOR ENGRG ELECTRONIC CO	9,667			9,667			
	SUPPORT SYSTEMS ASSOCIATES INC	189			189			
	SUTTON MFG CORP	245				245		
	SYSCON CORPORATION	236			236			
	SYSTEM DEVELOPMENT CO	114			114			
	SYSTEM DEVELOPMENT CORPORATION	2,562			2,562			
	SYSTEMS MANAGEMENT AMERICAN	40,407			40,407			
	SYSTEMS MANAGEMENT AMERICAN	464			464			
	SYSTEMS MANAGEMENT AMERICAN	64			64			
	TAB PRODUCTS CO	103			103			
	TABET MANUFACTURING COMPANY	788			788			
	TANDEM COMPUTERS INCORPORATED	56			56			
TANK LINES INC	62		62					
TECHNICAL SERVICE CORPORATION	111			111				
TECHNOLOGY APPLICATIONS INC	31			31				
TECHNOLOGY APPLICATIONS INC	39			39				
TECHNOLOGY MANAGEMENT CORP	205			205				
TEKTRONIX INC	44			44				

PRIME CONTRACT AWARDS BY STATE, CITY AND CONTRACTOR
FISCAL YEAR 1984 (OCT - SEP)
VIRGINIA

LOCATION NAME	CONTRACTOR NAME	DOD TOTAL	(DOLLARS IN THOUSANDS)					
			ARMY	NAVY	AIR FORCE	DLA	OCE	DDA
NORFOLK	TEMPERATURE CONTROL INC	44		44				
	TERRELL JOSEPH S INC	4,082		4,082				
	THIOU CONTRACTING CORP	45		45				
	THURSTON C E & SONS INC	364				364		
	THYSSEN-BORNEMISZA INC	78			78			
	TIDEWATER CONSULTANTS INC	90			90			
	TIDEWATER METALS	162			162			
	TIME & SPACE PROG INC	58			58			
	TODD ELECTRIC CO INC	161			161			
	TOWN HALL PAINTING CORP	113			113			
	TRACO TIDEWATER INC	65				65		
	TRACOR INC	252			252			
	TRACOR MARINE INC	40			40			
	TRULAND CORPORATION	740			740			
	UNIDYNE CORPORATION	1,846			1,846			
	UNION CARBIDE CORP	25			25			
	UNITED STATES DEPARTMENT DEF	105			105			
	UNIVERSAL FUEL INC	660				660		
	UNIVERSITY OF PUERTO RICO	164			164			
	VALJAR INC	168			168			
	VANSANT & GUSLER INC	187			187			
	VANSANT GUSLER INC	106		106				
	VENTILATING SYSTEMS MGT	132			132			
	VICK & HARRIS LTD	71			71			
	VIRGINIA COATING INC	80			80			
	VIRGINIA PILOT ASSOCIATION THE	55			55			
	VIRTEXCO CORPORATION	629			629			
	VISTATECH INC	60			60			
	WALLER CONSTRUCTION CO	75			75			
	WANG LABORATORIES INC	307			307			
	WARBLER CONSTRUCTION INC	155			155			
	WASHINGTON ASSOCIATES	322		79	319			
	WASTE SYSTEMS	100			100			
	WATERWAY CONTRACTORS INC	96			96			
	WAYS MECHANICAL	29			29			
	WEEKS R KENNETH ENGINEERS	42		42				
	WEINSTEIN PARKER ARCHITECTS	39		39				
	WHALEY ENGINEERING CORP	413			413			
	WHITMAN REQUARDT AND ASSOC	136			136			
	WILSON KENNETH F CONTRACTOR	46			46			
	WINN NURSERY INC	88			88			
WRIGHT ELECTRIC INC.	156			156				
XEROX CORP	1,144			1,144				
XEROX CORPORATION	168			139	29			
XONICS MED SYS INC DEL	66			66				
ZENITH ELECTRONICS CORPORATION	411			411				
TOTAL - NORFOLK		343,369	10,212	308,911	2,250	14,880	7,118	

PRIME CONTRACT AWARDS BY STATE, CITY AND CONTRACTOR
FISCAL YEAR 1984 (OCT - SEP)
VIRGINIA

LOCATION NAME	CONTRACTOR NAME	DOD TOTAL	(DOLLARS IN THOUSANDS)					
			ARMY	NAVY	AIR FORCE	DLA	OCE	ODA
NORFOLK GARDENS	CHESAPEAKE ENTERPRISES INC	235		235				
NORFOLK INTERNATIONAL	EATON CORPORATION	60			60			
NORTON	INTERN L & DOMSTC DEV CORP	242					242	
OAK RIDGE	SCIENCE APPLCTN ITL CORP	210		210				
OAKTON	EATON CORPORATION	39		39				
	ZONAIR CORPORATION	48		48				
TOTAL - OAKTON		87		87				
OCCOQUAN	KANSAS CITY CRANE & HOIST	36						36
OCEANA	CHESAPEAKE ENTERPRISES INC	491		491				
	ROE RS GOLDEN & HALPERN	180		180				
TOTAL - OCEANA		671		671				
OCEANA NAVAL AIR STA	INTERNATIONAL BUSINESS MCHS	33		33				
	ITT CORPORATION	37		37				
	PERSON-SYSTEM INTEGRATION LT	280		280				
	UNITED STATES DEPARTMENT DEF	100-		100-				
	WANG LABORATORIES INC	30		30				
TOTAL - OCEANA NAVAL AIR STA		280		280				
ORANGE	OVERNITE TRANSPORATION CO	79						79
PEMBROKE	ABEL CO	91		38		53		
	COMPUTER DYNAMICS INC	1,504		1,504				
TOTAL - PEMBROKE		1,595		1,542		53		
PENNINGTON	VIRGINIA MANUFACTURING CO INC	125		125				
	VIRGINIA MFG	31		31				
TOTAL - PENNINGTON		156		156				
PENNINGTON GAP	VIRGINIA MANUFACTURING CO INC	233	29	176		28		
PENTAGON	INTERNATIONAL BUSINESS MCHS	534						534
PETERSBURG	BRENCO INCORPORATED	240				240		
	CCP MFG CORP	107				107		
	COMPUTER SCIENCES CORPORATION	11,512	11,512					
	DAVIDSON INDUSTRIES INC	58				58		
	DOMINION CHEMICAL CO INC	679				679		
	FEDERAL PRISON INDUSTRIES	2,042	596			1,446		
	FEDERAL PRISON INDUSTRIES INC	2,302	2,302					
	GARDEN CAMERA CENTER INC	67				67		
	PETERSBURG DINWIDDIE AVIATION	139				139		

PRIME CONTRACT AWARDS BY STATE, CITY AND CONTRACTOR
FISCAL YEAR 1984 (OCT - SEP)
VIRGINIA

LOCATION NAME	CONTRACTOR NAME	DOD TOTAL	ARMY	(DOLLARS IN THOUSANDS)				
				NAVY	AIR FORCE	DLA	OCE	ODA
PETERSBURG	POOLEY MACHINE CO INC	31						31
	SEWARD LUGGAGE CO	119	119					
	SEWARD LUGGAGE COMPANY	77			77			
	VIRGINIA STATE COLLEGE	26	26					
TOTAL - PETERSBURG		17,399	14,555		77		2,767	
PLEASANT GAP	TODD PACIFIC SHIPYD	168		168				
PORTSMOUTH	A & B CONTRACT SVS CO	3,422		3,422				
	ABBY SALES INC	76	49		27			
	ALLIED DEFENSE INDUSTRIES INC	240			240			
	ALUMINUM SPECIALTY CO INC	42			42			
	ASSOCIATED NAVAL ARCHITECTS	2,844	439	2,205				
	ASTRONAUTICS CORPORATION AMER	201	201					
	ATC PETROLEUM INC	283			283			
	ATLAS COPCO NORTH AMERICA INC	70			70			
	AVANT ENGINEERING CONS PC	38	38					
	B & M MARINE REPAIR INC	35			35			
	BAMFORTH C ALLAN JR	51			51			
	BARRIER CONSTRUCTION CO INC	45			45			
	BLUERIDGE GENERAL, INCORPORAT	44			44			
	BOEING COMPANY INC THE	50			50			
	BOWIE & K ENTERPRISES INC	89			89			
	BROOKS JACK CONT SVC INC	288			288			
	BURROUGHS CORPORATION	116			116			
	C F E EQUIPMENT CORP	60			60			
	C&R CONSTRUCTION INC	183			183			
	CACI INC FEDERAL	28			28			
	CALIGARI E & SON INC	75			75			
	CALL DOUGLAS CO INC	30			30			
	CENTENNIAL LEASING CORP	294			294			
	CENTENNIAL SYSTEMS INC	951						951
	CENTER PSYCHIATRISTS LTD	29			29			
	CHALLENGE CONSTRUCTORS INC	29			29			
	CHEM NUCLEAR SYSTEMS INC	69			69			
	CHEM-NUCLEAR SYSTEMS INC	123			123			
	CHILDS ENGINEERING CORP	209			209			
	COLBERT CONSTRUCTION COMPANY	265			265			
	COLGATE-PALMOLIVE COMPANY	107			107			
	COMMONWEALTH OF VIRGINIA	248			248			
COLTLER ELECTRONICS INC	72			72				
D & M FIBERGLASS SERVICES INC	84			84				
DAMUTH TRANE	59			59				
DATA POINT CORP	103			103				
DATAPPOINT CORPORATION	119			119				
DIGITAL EQUIPMENT CORPORATION	223			223				
DO ALL VIRGINIA CO INC	69			69				
DOUGHTIES FOODS INC	87			87				

PRIME CONTRACT AWARDS BY STATE, CITY AND CONTRACTOR
FISCAL YEAR 1984 (OCT - SEP)
VIRGINIA

LOCATION NAME	CONTRACTOR NAME	DOD TOTAL	(DOLLARS IN THOUSANDS)					
			ARMY	NAVY	AIR FORCE	DLA	OCE	ODA
PORTSMOUTH	DRAVO WELLMAN COMPANY	300		300				
	DUDLEY MORRISETTE CDRQST ASSC	55		55				
	DUKE CONSTRUCTION CO INC	140		140				
	DYN LOGISTICS SERVICES INC	932		932				
	EASTMAN KODAK COMPANY	294		294				
	ECOLOGEM INC	316		316				
	FAMILY SERV/TRVLS AID INC	39		39				
	FIATALLIS NORTH AMERICA INC	1,783			1,715	68		
	FIBBIE INTERNATIONAL INC	47		47				
	FINGERMATRIX INC	54		54				
	FLOWERS B R & CO INC	31		31				
	G & V GENERAL CONTRACTORS INC	48		48				
	GATEWAY WIRE & CABLE	49		49				
	GENCO EQUIPMENT COMPANY INC	117						117
	GENERAL ELECTRIC COMPANY	374		374				
	GLOBAL ASSOC A JOINT VENTURE	1,069		1,069				
	GLOBE ELECTRIC CO INC	34		34				
	GRACE INDUSTRIES INC	617		617				
	GRIFFIN D H WRECKING CO INC	106		106				
	GRINNELL FIRE PROTECTN SYSTMS	37		37				
	HAMPTON ROADS OIL CO INC	39		39				
	HARBOUR MARINE ENGINEERING	33		33				
	HENRY J J CO INC	68		68				
	HERTZ EQUIPMENT RENTAL CORP	95		95				
	HEWLETT-PACKARD COMPANY	128		128				
	HICKS & INGLE CO VA INC	674		674				
	HIGH REACH CO INC	116		116				
	HOLLAND JOHN C ENTERPRISES	268		268				
	HOLMES BROTHERS ENTERPRISES	124		124				
	HONEYWELL INFORMATION SYSTEMS	587		587				
	HUSSEY W H PIPE CO INC	31		31				
	HYDRAULIC SERVICE CO INC	29		29				
	INDUSTRIAL CONSERVATION	59		59				
	INDUSTRIAL POWER & MAINT CORP	139		139				
	INTERNATIONAL BUSINESS MCHS	327		327				
	ITT CORPORATION	33		33				
	J R W ENTERPRISES	396		396				
	JACOBS OLIVER CONSTRUCTION	72		72				
	JOHN CRANE-HOUDAILLE INC DEL	74		74				
	JOHNSONS SHIP PROPELLER	47		47				
	JONATHAN CORP	30		30				
	KRUMMELL & JACKSON ASSOCIATE	142		142				
	LAMBDA OFFICE MACHINES INC	25		25				
	MACILROY AND PARRIS, ARCHITEC	46		46				
	MANN & HUNDLEY INC	82		82				
	MASCARO J P & SONS INC	116		116				
	MC CUTCHEON J PLBG HTG	52		52				
	MC KISSICK & CO INC	147		147				

PRIME CONTRACT AWARDS BY STATE, CITY AND CONTRACTOR
FISCAL YEAR 1984 (OCT - SEP)
VIRGINIA

LOCATION NAME	CONTRACTOR NAME	DOD TOTAL	(DOLLARS IN THOUSANDS)					
			ARMY	NAVY	AIR FORCE	DLA	OCE	ODA
PORTSMOUTH	MCCORD LARRY P MD	120		120				
	MCLEROY J W & ASSC ARCHTS INC	49		49				
	MET ELECTRICAL TESTING CO	42		42				
	METALS OF VIRGINIA INC	38		38				
	METRO CONSTRUCTION CORP	328		328				
	MIDDLESEX CONTRS & RIGGERS	150		150				
	MINNESOTA MINING & MFG CO	178		178				
	MOBILE MAINTENANCE SERVICES	52		52				
	MOHAWK DATA SCIENCES CORP	42		42				
	MOHAWK INDUSTRIAL SUPPLY INC	33		33				
	MOTOROLA INC	89		89				
	NAPIT CONTRACTING INC	489		489				
	NCR CORPORATION	27		27				
	NIX C E & SON INC	33		33				
	NIXDORF COMPUTER CORP	70		70				
	NORFOLK SHIPBUILDING DRYDOCK	60		60				
	NORTH LONDNG LN CNSTRCTN CO INC	2,927		2,927				
	OCE -INDUSTRIES INC	37		37				
	OVERNITE TRANSPORTATION CO	37		37				
	PATS ELECTRICAL CONTRACTING	599		599				
	PECK EQUIPMENT CO VIRGINIA	592		592				
	PHILADELPHIA RESINS CORP	31		31				
	PIPE INC	54		54				
	POWER BLAST CORP	135		135				
	PROFESSIONAL SVC CORP	57		57				
	PUMPING SERVICES INC	33		33				
	Q E D SYSTEMS INC	773		773				
	QUALITY BOATS COMPANY INC	69		69				
	RAY C L JR INC	212		212				
	RAY, C. L., JR., INC.	331		331				
	RCA CORPORATION	115		115				
	SANI-VAC MAINTENANCE SERVICES	1,117		1,117				
	SAVIN CORPORATION	32		32				
	SCIENCE APPLCTN ITL CORP	2,261		2,261				
	SEABOARD SERVICES INC	1,331		1,331				
	SEIDNITZER & BRAUER PLBG & HTG	217		217				
	SESSOMS CUSTODIAL SERVICE INC	50		50				
	SIEMENS MEDICAL SYSTEMS INC	78		78				
	SMITH JOHN L FUEL OIL	745				745		
	SOMAT CORPORATION	89			89			
	SPACE SERVICES	299			299			
	SPERRY CORPORATION	46			46			
	STAR CITY STEAM CLEANING	178			178			
	STAR-KIST FOODS INC	110			110			
	SUFFOLK CITY TRANSIT LINES INC	56			56			
	SULLAIR CORPORATION	43			43			
	SYSCOM CORPORATION	569			569			
	SYSTEM DEVELOPMENT CORP	128			128			

PRIME CONTRACT AWARDS BY STATE, CITY AND CONTRACTOR
FISCAL YEAR 1984 (OCT - SEP)
VIRGINIA

LOCATION NAME	CONTRACTOR NAME	DOD TOTAL	(DOLLARS IN THOUSANDS)					
			ARMY	NAVY	AIR FORCE	DLA	OCE	ODA
PORTSMOUTH	TECHNOLOGY APPLICATIONS	106		106				
	TEMPERATURE CONTROL INC	36		36				
	TEXSTAR CORP	118		118				
	TIDEWATER CONSTRUCTION CORP	235		235				
	TRACOR INC	834		834				
	TRANSIT CONSTRUCTION CO	93		93				
	TURNER C TAZ CO INC	82		82				
	VACCO INDUSTRIES	322		322				
	VIRTEXCO CORPORATION	208		208				
	WANG LABORATORIES	106		106				
	WANG LABORATORIES INC	927		927				
	WASHINGTON ASSOCIATES	88		88				
	WEBB ELEC CO FLA	4,150		4,150				
	WESTERN BRANCH DIESEL INC	60		60				
	WHITMAN REQUARDT AND ASSOC	283		283				
	WILLIAMS TAZEWELL HANBURY & PU	210		210				
	WILSON KENNETH F CONTRACTOR	64		64				
	WORTHINGTON SERVICE	59		59				
	XEROX CORP	323		323				
	TOTAL - PORTSMOUTH		45,126	727	40,803	1,715	813	117
PORTSMOUTH HEIGHTS	DYN LOGISTICS SERVICES INC	226		226				
	SECURED ENGINEERING SVS INC	40		40				
TOTAL - PORTSMOUTH HEIGHTS		266		266				
PRINCE GEORGE	E & K SALES	37		37				
PULASKI	BOND COTE OF VIRGINIA INC	72				72		
	PULASKI FURNITURE CORPORATION	30			30			
TOTAL - PULASKI		102			30	72		
QUANTICO	AIR CONDITIONING SERVICE	38		38				
	ALEXANDRIA ARCHITECTS	260		260				
	APPLIED DATA RESEARCH INC	31		31				
	BAKER COOPER & ASSOCIATES	28		28				
	BEALL PLUMBING & HEATING	1,546		1,546				
	BLITZ MURPHY & ASSOCIATES IN	51		51				
	BULL WESLEY & ASSOCIATES INC	57		57				
	C W C CONTRACTORS INC	288		288				
	CLARKE PHILLIP C ELC CONTR	81		81				
	COHEN-KARYDAS AND ASSOCS INC	248		248				
	COMMONWEALTH FED CONSTR CO	54		54				
	DEVCON INC	102		102				
	DICKEY & DICKEY ARCHITECTS	28		28				
	DR WARREN EARLY	60		60				
	ELEVATOR TECHNOLOGIES INC	98		98				
	FEDERAL DATA SYSTEM CORP	108						108
	FENCE ERECTORS CO	26		26				

PRIME CONTRACT AWARDS BY STATE, CITY AND CONTRACTOR
FISCAL YEAR 1984 (OCT - SEP)
VIRGINIA

LOCATION NAME	CONTRACTOR NAME	DOD TOTAL	(DOLLARS IN THOUSANDS)					
			ARMY	NAVY	AIR FORCE	DLA	OCE	ODA
QUANTICO	GEBHARDT INC	408		408				
	GRIMBERG JOHN C CO INC	56		56				
	HAZEL ELECTRIC INC	66		66				
	HERRING ELECTRIC CO INC	48		48				
	LOCKHEED MIS/SP CO INC	48		48				
	LYBURN CONST CO INC	53		53				
	M B E INC	27		27				
	MARINE CORPS ASSOCIATION INC	114		114				
	MARSHALL CHARLES G INC	137		137				
	MILLS OBENCHAIN OLIVER & WEBB	39		39				
	MURPHY G T INC	49		49				
	O BRIEN-KREITZBERG & ASSOC INC	67		67				
	PARKER P W INC	106		106				
	PATTON HARRIS RUST & ASSOC	450		450				
	PECK PECK & WILLIAMS	31		31				
	SEAL & COMPANY INC	202		202				
	SHARPES ICE MKR DISTR INC	106		106				
	STARCO INC	265		265				
	TAYLOR MORGAN INC	147		147				
	THERMAL INSULATION CO INC	52		52				
	VELISSARIOS PAINT COMPANY	34		34				
	VOLKERT DAVID & ASSOCIATES INC	103		103				
	WARD FRED	54		54				
	YU H C & ASSOCIATES P C	52		52				
TOTAL - QUANTICO		5,814		5,706				108
QUANTICO MARINE CORP	ADVANCED TECHNOLOGY INC	686		686				
	AMDAHL CORPORATION	66		66				
	C W C CONTRACTORS INC	533		533				
	C W CONSTRUCTION INC	182		182				
	COMMONWEALTH FED CONSTR CO	53		53				
	COMMONWEALTH PROPANE INC	59		59				
	DYNALECTRON CORPORATION	40		40				
	ELECTRONIC DATA SYSTEMS INC	884		884				
	FAUGHT CONSTRUCTION INC	2,616		2,616				
	FEDERAL DATA CORPORATION	94		94				
	FUNCTION ENTERPRISES INC	48		48				
	GEBHARDT INC	208		208				
	HAMILTON & SPIEGEL INC	79		79				
	HERTZ CORP	26		26				
	I D A INC	72		72				
	INTERNATIONAL BUSINESS MCHS	789		789				
	JAYBIL INDUSTRIES INC	49		49				
	M B E INC	26		26				
	MARINE STRUCTURAL	69		69				
	MARSHALL CHARLES G INC	64		64				
	MEMOREX CORPORATION	26		26				
	R P C CORPORATION	92		92				

AD-A151 184

DOLLAR SUMMARY OF PRIME CONTRACT AWARDS BY STATE PLACE 3/3

AND CONTRACTOR FV8 (U) WASHINGTON HEADQUARTERS

SERVICES (DOD) DC DIRECTORATE FOR INF.. 1984


UNCLASSIFIED

DIOR/ST24-84/PT-3

F/G 15/5

NL

END
PAGE
NO. 15



PRIME CONTRACT AWARDS BY STATE, CITY AND CONTRACTOR
FISCAL YEAR 1984 (OCT - SEP)
VIRGINIA

LOCATION NAME	CONTRACTOR NAME	DOD TOTAL	(DOLLARS IN THOUSANDS)				
			ARMY	NAVY	AIR FORCE	DLA	OCE
QUANTICO MARINE CORP	RAPPAHANNOCK REHABILTTN FCLTY	133		133			
	ROLETA INTERNATIONAL	179		179			
	SOUTHERN SPECIALTY CORPORATION	115		115			
	STORAGE TECHNOLOGY CORPORATION	228		228			
	TONE INDUSTRIES INC	114		114			
	W & A ENGINEERS INC	100		100			
	WHITE OAK LEASING CO	101		101			
	XEROX CORPORATION	225		225			
	YWC INC	37		37			
	TOTAL - QUANTICO MARINE CORP	7,993		7,993			
RADFORD	AMERICAN RESEARCH CORP	44		44			
	ATLANTIC STATES CONSTRUCTION	452	452				
	CAIN CLAUDE INC	1,193	1,193				
	CENTEX CONSTRUCTION COMPANY	14,607	14,607				
	CHASTMAIN OF VA INC	881	881				
	FEWKES JOSEPH T & CO INC	49					49
	HERCULES INCORPORATED	66,834	66,834				
	HOWLETT & ASSOCIATES INC	43			43		
	HUDSON J W & ASSOCIATES	39	39				
	HY-TECH RESEARCH CORP	60				60	
	KOLLMORGEN CORPORATION	510			45	231	234
	MATTERN AND CRAIG PC	80	80				
	SPERRY UNIVAC	27	27				
TOTAL - RADFORD	84,819	84,113	132	291	283		
RADFORD ARMY AMMUNIT	AIRTECHNICS INC	90	90				
	HERCULES INCORPORATED	118,788	118,788				
	HICKS & INGLE CO VA INC	848	848				
	OWEN ENGINEERING CO	50	50				
	TOTAL - RADFORD ARMY AMMUNIT	119,774	119,774				
RESTON	ADVANCED TECHNOLOGY INC	15,121	201	10,084	183	4,123	
	ANALYTICS INCORPORATED	372	372				
	AFT CORP	201					
	BEERS ASSOCIATES INC	773				118	
	C 3 INC	35,308	20,939	11,605	2,784		
	CACI INC FEDERAL	540		540			
	CASSIDY CLEANING INC	221	221				
	CENTEC CORPORATION	349				255	
	CH2M HILL COMPANIES LTD	250	250				
	COMSEARCH INC	145			145		
	CONTROL DATA CORPORATION	64					
	DEVELOPMENT RESEARCH ASSOC	417		417			
	DIGITAL EQUIPMENT CORPORATION	203					
	ECONOMIC RESEARCH LAB	230			230		
	GENERAL TECHNOLOGY APPLICATNS	234			234		
	HAZELTINE CORPORATION	294					

PRIME CONTRACT AWARDS BY STATE, CITY AND CONTRACTOR
FISCAL YEAR 1984 (OCT - SEP)
VIRGINIA

LOCATION NAME	CONTRACTOR NAME	DOD TOTAL	(DOLLARS IN THOUSANDS)					
			ARMY	NAVY	AIR FORCE	DLA	OCE	
RESTON	HONEYWELL INFORMATION SYSTEMS	4,530						4,
	HOUSEHOLD DATA SERVICES INC	1,076	633		443			
	INTERGRAPH CORP	26						
	INTERGRAPH CORPORATION	34						
	INTERNATIONAL BUSINESS MCHS	271						
	L A M ASSOCIATES INC	75	75					
	LAM ASSOCIATES INC	25-			25-			
	MACINTYRE ELECTRONC DSGN ASSC	51			51			
	MC CABE ASSOCS	30	30					
	MICROTECH SYSTEMS CORP	53	53					
	NWT TECHNOLOGIES INC	137	137					
	PLANNING RESEARCH CORPORATION	359						
	PORTER CONTRACTING CO INC	64	64					
	R/D INTERNATIONAL INC	29			29			
	REACTION INSTRUMENTS	1,093			171			
	S-CUBED	30						
	SCHONSTEDT INSTRUMENT CO	122			122			
	SCOPE INCORPORATED	3,321	1,010		740	1,471		
	SOFTWARE AG SYSTEMS INC	286			221			
	SPERRY CORPORATION	11,416	282		11,134			
	SYSTEC INC	136						
	TELECOMMUNICATIONS CNTRL CORP	93			93			
	TELECOMMUNICATIONS CONSULT S	96	96					
	THORN EMI TECHNOLOGY INC	50			50			
	TOPOGRAPHIC SCNC CORP	65-						
	VAL-U-TEC INC	96	57		39			
	VALUTEC	68						
	WANG LABORATORIES INC	71						
	WANG LABORATORIES INC	27						
	WANG LABORATORIES INC	558						
TOTAL - RESTON		78,830	24,420	35,660	5,214	4,123	9,	
RICHARDSVILLE	INTERNATIONAL COMPUTER EQUIP	62		62				
RICHLANDS	REYNOLDS METALS COMPANY	36					36	
RICHMOND	ABSCO CORP	29			29			
	ACEVES CONSTR & MAINT CO	32	32					
	ALABAMA STATE OF	67					67	
	ALDEN SALES CO	74-			74-			
	AM INTERNATIONAL INC	29					29	
	AM VARITYPER	121					121	
	AMERICAN BRANDS INC	429			429			
	AMETEK INC	34					34	
	ANT COMPANY OF VA THE	32					32	
	ASTRONAUTICS CORPORATION AMER	51	51					
	BASKERVILL & SON	47	47					
	BELL & HOWELL COMPANY	165			49		116	

PRIME CONTRACT AWARDS BY STATE, CITY AND CONTRACTOR
FISCAL YEAR 1984 (OCT - SEP)
VIRGINIA

LOCATION NAME	CONTRACTOR NAME	DOD TOTAL	(DOLLARS IN THOUSANDS)					
			ARMY	NAVY	AIR FORCE	DLA	OCE	
RICHMOND	BLISS & LAUGHLIN INDS INC	240				240		
	BOITNOTT VISUAL COMMUNICATNS	88	88					
	BOXES TO SIZE INC	54				54		
	BRAND NAME CONTRACTOR	3,365	3,365					
	BURROUGHS CORPORATION	271				271		
	BUSHROD TRASH REMOVAL SERVICE	141				141		
	CAMAPS INC	129				129		
	CAR-OO FUELS INC	199				199		
	CARNEAL & JOHNSON ARCH & ENGR	296	296					
	CENTRAL C & T INC	60				60		
	CHESAPEAKE POTOMAC TELE VIRGN	6,218						6,2
	CLARK NEXSEN OWN BRBR OBSN PC	51	51					
	COLLINS AIKMAN C O KENT KLYM	29						
	COMMONWEALTH OF VIRGINIA	49	49					
	COMMONWEALTH PROPANE INC	50	50					
	COTTRELL ENGINEERING CORP	494						494
	CURLES NECK FARM & DAIRY INC	41	41					
	DATANAMICS INC	46	46					
	DAVIS TAYLOR FORSTER COMPANY	51		51				
	DELTA PAINTING CO INC	108					108	
	DEMCO LTD	38					38	
	DO ALL VIRGINIA CO INC	1,338					1,338	
	DOMINION RESOURCES INC	165			165			
	DORI FOODS INC	32	32					
	DU PONT E I DE NEMOURS	190					190	
	EASTMAN KODAK COMPANY	149					149	
	ECK SUPPLY COMPANY	70					70	
	ERDMAN LUMBER CO INC	67						
	FEDERAL COMPUTER CORP	53					53	
	FLORNEC INC	28					28	
	FOLEY HOWARD P COMPANY THE	78		78				
	FOUR PHASE SYSTEMS INCORPORATE	74					74	
	GENERAL ELECTRIC COMPANY	1,610		1,582			28	
	GLAVE NEWMAN ANDERSON & ASSOC	131	131					
	GOODALL RUBBER COMPANY	419		419				
	GOULD INC	126		126				
	HAMMERMILL PAPER COMPANY	37	37					
	HARRIS CORPORATION	701					701	
	HARRISON H E CONSTRUCTION CO	38	38					
	HEWLETT PACKARD	342		342				
	HEWLETT-PACKARD COMPANY	2,151		2,151				
	HOWARD M E GENERAL CONTRACTOR	225					225	
	I P S GROUP INC	271	97				174	
	INCO UNITED STATES INC	211					211	
	INFILCO DEGREMONT INC	33		33				
	INFOETICS CORPORATION	82					82	
	INGERSOLL-RAND COMPANY INC	80		80				
	INTERBAKE FOODS INC	1,360					1,360	

PRIME CONTRACT AWARDS BY STATE, CITY AND CONTRACTOR
FISCAL YEAR 1984 (OCT - SEP)
VIRGINIA

LOCATION NAME	CONTRACTOR NAME	DOD TOTAL	(DOLLARS IN THOUSANDS)					DCE	CO.
			ARMY	NAVY	AIR FORCE	DLA			
RICHMOND	INTERNATIONAL BUSINESS MCHS	215		64			151		
	KOLBE JOHN G INC	47		47					
	LADD JOSEPH & ASSOC ARCHITECTS	26	26						
	LANIER BUSINESS PRODUCTS INC	132		132					
	LEE KING POOLE & WHITE	31	31						
	LITTLE OIL CO INC	125					125		
	LITTON INDUSTRIAL PRODUCTS INC	46	46						
	M & B HEADWEAR CO INC	548					548		
	MACILROY AND PARRIS, ARCHITEC	30	30						
	MECHANISM DESIGN INC	763		763					
	MEDICAL COLLEGE OF VA	28	28						
	MINNESOTA MINING & MFG CO	118					118		
	NATIONAL FOUNDATION ENGRG	27	27						
	NCR COMTEN INC	133					133		
	NEDI CONSTRUCTION CO INC	395	395						
	NE-BIG CONSTRUCTION INC	36					36		
	NIXDORF COMPUTER CORPORATION	586		586					
	OLD DOMINION BRUSH CO	137					137		
	PATTERSON EXCAVATING	45	45						
	PETROLEUM MARKETERS INC	331					331		
	PHILIP MORRIS INCORPORATED	28,756		362		10,640	17,754		
	POMPEI TILE CO INC	116					116		
	POWER DISTRIBUTOR INC	28	28						
	POWER SYSTEMS AND CONTROLS	69					69		
	PROFESSIONAL PRODUCTS INC	82	82						
	RAIL-TEC INC	84					84		
	REYNOLDS METALS COMPANY	16,198	14,347	166		107	1,578		
	RID ALGOM INC	39	39						
	ROBINS A H COMPANY INC	636					636		
	SAINT JOSEPHS VILLA INC	46		46					
	SANI-VAC MAINTENANCE SERVICES	354					354		
	SEAWARD MARINE SERVICES	792		792					
	SERVICE SUPPLY COMPANY INC	37					37		
	SPACESONIC ELECTRONIC CORP	65					65		
	ST JOSEPHS VILLA	26		26					
	STORAGE TECHNOLOGY CORPORATION	229					229		
	TORRENCE DREELIN FARTHING/BFRD	75	75						
	TRIAD PACKAGING COMPANY	29					29		
	UNIVERSITY OF RICHMOND	201	158	43					
	VA COMMONWEALTH UNIV-HOSPITAL	110		110					
	VA MEDICAL ASSTANCE PROGRAM	162				162			
	VAN GROUP INC	69	69						
	VEPCO	1,274					1,274		
	VIRGINIA COMMONWEALTH UNIV	578	482	96					
	VIRGINIA ELECTRICAL SALES CO	29					29		
	VIRGINIA INDUSTRIES FOR BLIND	93					93		
	VIRGINIA MANUFACTURING CO INC	94	94						
	WATERWAY SURVEY & ENGINEERING	26							26

PRIME CONTRACT AWARDS BY STATE, CITY AND CONTRACTOR
FISCAL YEAR 1984 (OCT - SEP)
VIRGINIA

LOCATION NAME	CONTRACTOR NAME	DOD TOTAL	(DOLLARS IN THOUSANDS)					OCE	OD/
			ARMY	NAVY	AIR FORCE	DLA			
RICHMOND	WHITTAKER GENERAL MEDICAL CORP	32					32		
	WILKINS WATSON & FORTNER INC	32	32						
	XEROX CORPORATION	259	89	170					
TOTAL - RICHMOND		77,462	20,574	8,314	11,458	30,280	522	8,314	
ROANOKE	CONNY OIL INC	72					72		
	DRAPER S R PAVING CO INC	28	28						
	FIBERCOM INC	836	29		807				
	HAYES SEAY MATTERN & MATTERN	273	273						
	INGERSOLL-RAND COMPANY INC	94					94		
	ITT CORPORATION	27,323	27,247	89	91-				91
	MATTERN AND CRAIG PC	107						107	
	TRANSFORMER/ELECTRIC CO INC	31		31					
	VIRGINIA TRANSFORMER CORP	92		92					
	WHITING OIL COMPANY INC	64					64		
TOTAL - ROANOKE		28,920	27,577	192	716	230	107	91	
SALEM	ARGO INTERNATIONAL CORPORATION	73					73		
	GENERAL ELECTRIC COMPANY	307		182				145	
TOTAL - SALEM		380		182			73	145	
SALEM	ACE ELECTRIC SUPPLY CO INC	41					41		
	GENERAL ELECTRIC CO.	863						863	
	GENERAL ELECTRIC COMPANY	1,320		211			240	869	
	GENERAL ELECTRIC FITCHBRG	97		97					
	MEDECO SECURITY LOCKS INC	148						148	
	MENTOR ELECTRIC & SUPPLY CO	203						203	
	MOHAWK RUBBER COMPANY THE	4,952	4,952						
	OPTICAL CABLE CORPORATION	601			601				
	VALLEYDALE PACKERS INC	339		339					
TOTAL - SALEM		8,564	4,952	647	601	632	1,732		
SANDSTON	AERO INDUSTRIES INC	169					169		
	PERCOR INC	40	40						
	SPERRY CORPORATION	54	54						
TOTAL - SANDSTON		263	94				169		
SEAFORD	TOTAL TRANSPORTATION SYSTEM	164		164					
SMITHFIELD	BRAND NAME CONTRACTOR	1,644	1,644						
	GLEN-JOE INC	38					38		
	GWALTNEY OF SMITHFIELD LTD	90			90				
	HERSHEY CHOCOLATE CORP	776					776		
	HERSHEY FOODS CORPORATION	42					42		
	ITT CORPORATION	3,037					3,037		
	KAL KAN FOODS INC	45					45		
	KIMBERLY-CLARK CORPORATION	264			264				
	MARS INCORPORATED	1,559					1,559		

PRIME CONTRACT AWARDS BY STATE, CITY AND CONTRACTOR
FISCAL YEAR 1984 (OCT - SEP)
VIRGINIA

LOCATION NAME	CONTRACTOR NAME	DOD TOTAL	(DOLLARS IN THOUSANDS)					OCE	ODA
			ARMY	NAVY	AIR FORCE	DLA			
SMITHFIELD	MONETTE CORPORATION THE	101			101				
	REYNOLDS METALS COMPANY	28				28			
	SMITHFIELD PACKING CO INC	955				955			
	STEWART-TUCKER INC	28				28			
	STEWART-TUCKER INC	27				27			
TOTAL - SMITHFIELD		8,632	1,844		455	6,533			
SOUTH NORFOLK	LYON SHIPYARD INC	113			113				
SPOTSYLVANIA	HUDSON J W & ASSOCIATES	38	38						
SPRINGFIELD	A L M INC	64			64				
	ADMINISTRATIVE SCIENCE CORP	199			199				
	ADVANCED MNGMNT ASSOC INC	40						40	
	ALM INC	34	34						
	APPLIED TECHNOLOGY CORP	2,030			2,030				
	AREA THERM CORPORATION	95	95						
	ATLANTIC RESEARCH CORPORATION	103			103				
	AUTOMATED SYSTEMS INC	50						50	
	B C M CORP	50	50						
	BENTAMA SCIENCES	243			243				
	BERKELEY RESEARCH ASSOC	354						354	
	BERKELEY SCHOLARS INC	35			35				
	CAMPBELL E C INC	391	359		32				
	CAPITOL CONTRACTORS INC	92	92						
	COLUMBIA DIAGNOSTICS INC	171	73				98		
	COMMERCIAL TRANSFER SYSTEMS	33						33	
	COMMERCIAL TRANSFER SYSTEMS	30						30	
	COMMERCIAL TRANSFER SYSTEMS	84						84	
	COMPU DYNAMICS	172						172	
	COMPUGRAPHIC CORPORATION	121					121		
	DATA POWER CO	60			60				
	DIGITAL SIGNAL CORP	102						102	
	DIVERSIFIED DATA CORPORATIO	6,144	6,144						
	DREXEL INDUSTRIES INC	64	64						
	DYNATECH LABORATORIES INC	227	12			59	75	81	
	EBSCO INDUSTRIES INC	982				898		84	
	EBSCO SUBSCRIPTION SERVICES	150	150						
	ELECTROMAGNETIC TECHNOLOGY INC	2,177			2,177				
	ELECTRONIC DATA SYSTEMS CORP	57,307	57,307						
	ELECTRONIC DATA SYSTEMS INC	251	251						
	ENSCO INC	1,812			1,083	530		219	
	GEODYNAMICS CORP	3,325				1,406		1,919	
GTE PRODUCTS CORPORATION DEL	3,132					3,132			
JENSEN ROLF & ASSOCIATES INC	93			93					
LOGETRONICS INC	368				323		65		
LSA INC	34			34					
LUNDY ELECTRONICS & SYSTEMS	114	114							

PRIME CONTRACT AWARDS BY STATE, CITY AND CONTRACTOR
FISCAL YEAR 1984 (OCT - SEP)
VIRGINIA

LOCATION NAME	CONTRACTOR NAME	DOD TOTAL	(DOLLARS IN THOUSANDS)					OCE	ODA
			ARMY	NAVY	AIR FORCE	DLA			
SPRINGFIELD	M R L INC	67					67		
	MARINE CONSULTANTS INC	664		664					
	NOVACOM INC	107						107	
	PHILIPS MEDICAL SYSTEMS INC	208					208		
	PITNEY BOWES INC	148	47		50			51	
	RAVEN INC	979		979					
	RAYMOND CORPORATION THE	38							
	RCA CORPORATION	22,491	10,045		12,446				
	SANTA ROSA EGG FARMS INC	26			26				
	SBA UNIFIED INDUSTRIES	106			106				
	SHREDEX INC	48	48						
	SYLLOGISTICS INC	500				500			
	TEK-AM CORPORATION	29							
	TELEX COMPUTER PRODUCTS INC	4,592	82		4,457			29	
	TELEX CORPORATION THE	1,410	1,067		266			53	
	TIMES JOURNAL CO INC THE	156			156			77	
	UNIFIED INDUSTRIES INC	6,484	1,261		7,203				
	UNITED STATES DEPARTMENT DEF	220			220				
	VALLEY OF VA CO-OP MILK PROD	631			631				
	VALLEY VIRGIN CP MLK PDTS ASSN	1,167	1,167						
VAPOR CORPORATION	26			26					
VENTANA SCIENCES INC	111				111				
VERSAR INC	188			134	54				
TOTAL - SPRINGFIELD		123,129	78,500	33,497	3,881	3,701		3,550	
SPRINGFIELD	ENSCO INC	108				108			
	PITNEY BOWES INC	33			33				
TOTAL - SPRINGFIELD		141			33	108			
STAFFORD	AMERICAN OF MARTINSVILLE	34	34						
	SEWARD LUGGAGE COMPANY	42	42						
TOTAL - STAFFORD		76	76						
STANLEY	AUTOMETRIC INC	140	76			64			
	AUTOMETRICS MFG CO	806				806			
TOTAL - STANLEY		946	76			870			
STERLING	ARETE ASSOCIATES	9,708	9,708						
	COMPUTER SCIENCES CORPORATION	124						124	
	DOWTY CORPORATION	3,363			3,363				
	GEN INDICATOR VEGA PREC	60				60			
	QUINTRON CORP	2,071			71	2,000			
	RADIATION SYSTEMS INC	846			150	651	45		
	SYSTEMATICS GENERAL CORP	900	900						
	SYSTEMATICS GENERAL CORP	204	204						
	SYSTEMATICS GENERAL CORP	2,788	1,651		326	444		465	
	VCA CORPORATION	124				124			
TOTAL - STERLING		20,188	12,363	3,910	3,279	45		569	

PRIME CONTRACT AWARDS BY STATE, CITY AND CONTRACTOR
FISCAL YEAR 1984 (OCT - SEP)
VIRGINIA

LOCATION NAME	CONTRACTOR NAME	DOD TOTAL	(DOLLARS IN THOUSANDS)						
			ARMY	NAVY	AIR FORCE	DLA	OCE	ODA	
STERLING PARK	SYSTEMATICS GENERAL CORP	141		141					
STRASBURG	AIR FORCE ASSOCIATION INC	28			28				
SUFFOLK	BLYTH & SON INC	960	123	837					
	HOLMES BROTHERS ENTERPRISES	353		353					
	JO-MAR CORPORATION	858		858					
	NANSEMOND PRE-CAST CON CO	35		35					
	SUFFOLK OIL CO INC	103		32			71		
	UNITED CHEMICAL INC	60		60					
	VIRGINIA PACKING CO INC	140			140				
TOTAL - SUFFOLK		2,509	123	2,175	140		71		
TACOMA	SAN JUAN COAL SALES CO INC	765					765		
TAPPAHANNOCK	MURDOCK ENTERPRISES INC	190					190		
TASLEY	OCEANWAY DISTRIBUTORS INC	58					58		
TRIPLET	BENNETT BOX & PALLET CO INC	152					152		
TYSONS CORNER	BENDIX CORPORATION THE	70							70
	ROLM CORP	84							84
	S & H SECURITY	49	49						
TOTAL - TYSONS CORNER		203	49						154
UNITED STATES NAVAL	ASSOCIATED NAVAL ARCHITECTS	274		274					
	BLYTH & SON INC	242		242					
	COLONNAS SHIPYARD INC	229		229					
	HAMPTON MARINA RAILWAY	59		59					
	HOLMES BROTHERS ENTERPRISES	381		381					
	JONATHAN CORP	195		195					
	LYON SHIPYARD INC	296		296					
	MARINE HYDRAULICS INTL	2,523		2,523					
	MARINE HYDRAULICS INTL INC	348		348					
	METRO MACHINE CORPORATION	1,079		1,079					
	MOON ENGINEERING CO INC	2,240		2,240					
	NORFOLK SHIPBUILDING DRYDOCK	5,158		5,158					
	TODD ELECTRIC CO INC	1,367		1,367					
TOTAL - UNITED STATES NAVAL		14,391		14,391					
URBANNA	BARNHARDT FARMS INC	27					27		
VIENNA	A D R SERVICES INC	134		134					
	ADVANCED RES/APLTNS CP	50		50					
	ADVANCED TECHNOLOGY SYSTEMS	7,147		569					6,578
	ARDAHE FEDL SERVICES CORP	192		192					
	AMERICAN NATIONAL MGMT CORP	659	659						

PRIME CONTRACT AWARDS BY STATE, CITY AND CONTRACTOR
FISCAL YEAR 1984 (OCT - SEP)
VIRGINIA

LOCATION NAME	CONTRACTOR NAME	DOD TOTAL	(DOLLARS IN THOUSANDS)						
			ARMY	NAVY	AIR FORCE	DLA	OCE	ODA	
VIENNA	ISC INC	2,742		2,742					
	ISC INC	40		40					
	M/A COM LINKABIT INC	17,140			17,140				
	MANAGEMENT ANALYSIS INC	121	93						28
	MANDEX INC	89	89						
	MATRIX CORPORATION	479	398		81				
	MCDONNELL DOUGLAS AUTO CO	92			92				
	MCDONNELL DOUGLAS CORP	50			50				
	MOHAWK DATA	32	32						
	MOHAWK DATA SCIENCES CORP	1,355	35		1,320				
	N K F ENG ASSOCS INC	7,562			7,562				
	N V T TECHNOLOGIES INC	37	37						
	NETWORK SYSTEM CORP	2,332							2,332
	NORTHERN TELECOM INC	475	118				357		
	ONYX INC	47			47				
	OPTISYSTEMS INC	676					676		
	PARADYNE CORP	158	158						
	PARADYNE CORPORATION	1,199	915		284				
	PARAGRAM SALES CO INC	136							136
	PERFORMANCE MEASUREMENT ASSOC	95			95				
	PROCESSING RESEARCH INC	95			95				
	RACAL RECORDERS INC	357							357
	RACAL RECORDERS INC	96							96
	RACAL RECORDERS INC	252							252
	RACAL RECORDERS INC	54							54
	RACAL RECORDERS INC	76							76
	RAMCOR INC	1,300			750				550
	RAYTHEON COMPANY	104	104						
	RESOURCE APPLICATIONS INC	27							27
	RIMROCK INC	303							303
	ROLM CORPORATION	27	27						
	SHENANDOAH SYSTEMS CO INC	82			82				
	SOFTWARE AUTOMATION CORP	178					178		
	SPECTRUM LEASING CORP	4,503	540				3,963		
	SPERRY CORPORATION	80	80						
	SYSTEMS APPLD SCNCS CORP	11,974	8,360		1,320		2,078		216
	TITAN SYSTEMS INC	649							649
	TYMSHARE INC	44					44		
	UNGERMANN-BASS INC	236							236
	UNIVERSAL COMPUTING CO	48			48				
UNIVERSITY COMPUTING CO	62							62	
VCA CORPORATION	1,192					1,192			
VICMAR CORPORATION	53			53					
ZENITH ELECTRONICS CORPORATION	74	31				43			
TOTAL - VIENNA		136,586	28,952	30,505	33,572	143	427	42,986	
VINT HILL FARMS STAT	DARWIN CONSTRUCTION CO INC	168	168						
	GONZALES SAM INC	89	89						

PRIME CONTRACT AWARDS BY STATE, CITY AND CONTRACTOR
FISCAL YEAR 1964 (OCT - SEP)
VIRGINIA

LOCATION NAME	CONTRACTOR NAME	DOD TOTAL	(DOLLARS IN THOUSANDS)					
			ARMY	NAVY	AIR FORCE	DLA	OCE	ODA
VINT HILL FARMS STAT	HALIFAX ENGINEERING INC	2,858	2,858					
	S W MECHANICAL CONTRACTORS	576	576					
	SABRE CONSTRUCTION INC	127	127					
TOTAL - VINT HILL FARMS STAT		3,818	3,818					
VIRGINIA BEACH	ACE ELECTRIC SUPPLY CO	35					35	
	ALCORN, D. W., P. E.	42			42			
	ALUMINUM SPECIALTY CO INC	142			142			
	AMERICAN CONSTR & ENERGY	168			168			
	AMERICAN IND & MARINE SUP	36				36		
	AMERICAN OCEANIC COATINGS CORP	73			73			
	AMERICAN SHEET METAL CORP	85			85			
	AMERICAN SYST ENGINEERING COR	392			392			
	AMEX SYSTEMS INC	531			531			
	ANALYSIS & TECHNOLOGY INC	182			182			
	AMIGROEG SERVICES INC	32			32			
	APPLIED FLUID POWER INC	42			42			
	APPLIED MGMT ENG PC	49						49
	ASPHALT ROADS & MATERIALS CO	66			66			
	B & D ELECTRIC SUPPLY INC	116			116			
	BARCLAY & HOBBS INC	67			67			
	BAYPORT CONSTRUCTION CORP	591	591					
	BEACH BUILDING CORPORATION	484			484			
	BELANGA W H & ASSOCIATES INC	83			83			
	BIRSCH, W. L., INC.	457			457			
	BLUERIDGE GENERAL, INCORPORAT	153			153			
	BORG WARNER CORP	67			67			
	BOWIE & K ENTERPRISES INC	49			49			
	BOWMAN AND ASSOCIATES P C	59	59					
	BURTON-SPARROW ENTERPRISES INC	1,108					1,108	
	C B C ENTERPRISES INC	101			101			
	C M S ROOFING INC	748			748			
	CALL DOUGLAS CO INC	1,588			1,588			
	CENTEX CONSTRUCTION COMPANY	10,000			10,000			
	CENTRAL ATLANTIC CONTR INC	61			61			
	CENTURY CONCRETE SERVICES INC	2,263			2,263			
	CHALLENGE CONSTRUCTORS INC	756			756			
	CHANDLER AND GIBSON	44			44			
	CHESAPEAK X-RAY	26			26			
	COASTAL PETROLEUM CO INC	325					325	
	COMTEK RESEARCH INC	6,604			6,604			
	COMPUTER DYNAMICS INC	777			777			
	COMPUTER DYNAMICS INC	178			178			
	COTTRELL ENGINEERING CORP	125						125
	CROWDER CONTRACTING CO INC	67			67			
	DIGITAL EQUIPMENT COMPANY	648			648			
	DIGITAL EQUIPMENT CORPORATION	210			210			
	DIXIE BOX & CRATING INC	60			60			

PRIME CONTRACT AWARDS BY STATE, CITY AND CONTRACTOR
FISCAL YEAR 1984 (OCT - SEP)
VIRGINIA

LOCATION NAME	CONTRACTOR NAME	DOD TOTAL	(DOLLARS IN THOUSANDS)					
			ARMY	NAVY	AIR FORCE	DLA	OCE	ODA
VIRGINIA BEACH	DOTY ASSOCIATES INC	35			35			
	E & M CONTRACTING CORP	43			43			
	ECK SUPPLY COMPANY	264			264			
	EMPLOYMENT SERVICES INC	4			4			
	FLOWERS B R & CO INC	424			424			
	FREEMAN WILLIAM F INC	102	102					
	GENERAL FOODS CORPORATION	4,082			4,082			
	GENERAL INSTRUMENT CORPORATION	133			133			
	GENERIL FOODS CORP	223			223			
	GLENN JOE D & ASSOC INC	101			101			
	GRAHAM R H & ASSOCIATES	32						32
	GREGORY CONSTRUCTORS INC	4,337			4,337			
	GRIFFIN D H WRECKING CO INC	79			79			
	GYRO SYSTEMS CO INC	81			81			
	H & S CORP	71			71			
	HAMM E L & ASSOCIATES	112	112					
	HAMM EL & ASSOCIATES	43			43			
	HARGROVE & BROCKWELL & ASSOC	29			29			
	HARTRIDGE EQUIPMENT CORP	671			671			
	HAYES SEAY MATTERN & MATTERN	299						37
	HAZARD R B INC	5,999	5,999					
	HEWLETT PACKARD	27			27			
	HEWLETT-PACKARD COMPANY	73			73			
	HOLLAND J HENRY CORPORATION	76			33			43
	HOY L J INC	559			559			
	HUGGINS CONSTRUCTION CO INC	2,380			2,380			
	HULL HAZARD INC	33		33				
	HUNT-WESSON FOODS INC	26			26			
	INDUSTRIAL POWER & MAINT CORP	36			36			
	INFORMATION DEV APPLICATIONS	98			98			
	INGERSOLL-RAND COMPANY INC	86			86			
	INTERTEC MARINE	85		85				
	INTERTEC MARINE CORP	156	156					
	JEPCO PETROLEUM CO INC	41			41			
	JO-KELL INC	40			40			
	JONATHAN CORP	653			653			
	JOPA ASSOCIATES INC	139			139			
	KRAFT INC	25			25			
	KRUMMELL & JACKSON ASSOCIATE	54			54			
	LANIER BUSINESS PRODUCTS INC	28				28		
	LINDBLAD CORPORATION	695					695	
	LIPTON THOMAS J INC	102			102			
	LOCKHEED MIS/SP CO INC	90			90			
	MAITLAND BROS CO	296			296			
	MANTECH INTRNTL CORP	262			262			
	MANTZ LAUNDRY SYSTEMS	29			29			
	MARINE CONTRACTING CORP	179			179			
	MARINE HYDRAULICS INTL	27			27			

PRIME CONTRACT AWARDS BY STATE, CITY AND CONTRACTOR
FISCAL YEAR 1984 (OCT - SEP)
WASHINGTON

LOCATION NAME	CONTRACTOR NAME	DOD TOTAL	(DOLLARS IN THOUSANDS)						
			ARMY	NAVY	AIR FORCE	DLA	OCE	ODA	
FAIRCHILD AIR FORCE	HAZEN & CLARK INC	7,668	7,668						
	HEYLMAN WARREN C & ASSOCIATES	26	26						
	IBEX CONSTRUCTION INC	897				897			
	LEVERNIER-SHEA CONSTRUCTION	9,778	3,045			6,733			
	MONARCH PAINTING CORPORATION	527				527			
	MOONEY & PUGH CONTRACTORS INC	2,795	2,795						
	NORTHWEST ARCHITECTURAL CO PS	79	79						
	NORTHWEST MAINTENENCE	985				985			
	NOVA GROUP INC	4,215	4,215						
	P H P CORPORATION	138				138			
	PACIFIC CREST CONTRACTORS INC	365	137			228			
	PACIFIC NORTHWEST BELL	565				565			
	RENAISSANCE ART SCHOOL	128				128			
	T S G ARCHITECTS PS	80	80						
	T&B CONTRACTORS INC	37				37			
	TURN KEY INCORPORATED	98	98						
	WALKER MC GOUGH FOLTZ P S	55	55						
	WASHINGTON WATER POWER CO	2,116				2,116			
	TOTAL - FAIRCHILD AIR FORCE		36,469	22,957		13,512			
	FEDERAL WAY	A B A M ENGINEERS INC	45		45				
KERN FOODS INC		79					79		
NESTLE CO		28				28			
NUCLEAR SUPPORT SERVICES INC		47						47	
OFFICE INTERIOR CARE		74	74						
PENNWALT CORPORATION		49		49					
PRI NORTHWEST INC		4,037					4,037		
SPHERE INC		369		369					
WEYERHAEUSER COMPANY		114						114	
TOTAL - FEDERAL WAY		4,842	74	463	28		4,277		
FIFE	COAST IRON & MACHINE WORKS INC	250		250					
	UNION CARBIDE CORPORATION	552				552			
TOTAL - FIFE		802		250		552			
FORKS	WES WHOLESALE DISTRIBUTING INC	81					81		
FORT LEWIS	A-S-K ASSOCIATES INC	56	56						
	ACTUS CORPORATION	27	27						
	AIR SYSTEMS ENGINEERING INC	45	45						
	AMERIKO MAINT CO INC	697	697						
	ANDERSEN BJORNSTAD KANE JACOB	88	88						
	ARANGO CONSTRUCTION CO	3,199	3,199						
	ATLAS CONSTRUCTION CO INC	62	62						
	AUTOMATION SERVICES INC	131	131						
	BELL WALKER ENGINEERS INC	227	227						
	BERKLEY STRUCTURES INC	1,089	1,089						
	BETTER ENTERPRISES INC	184	184						

PRIME CONTRACT AWARDS BY STATE, CITY AND CONTRACTOR
FISCAL YEAR 1984 (OCT - SEP)
WASHINGTON

LOCATION NAME	CONTRACTOR NAME	DOD TOTAL	(DOLLARS IN THOUSANDS)					ODA
			ARMY	NAVY	AIR FORCE	DLA	OCE	
EVERETT	KENNEDY-JOHNSEN LUMBER INC	218				218		
	O DAY DISTRIBUTION CO	59				59		
	PENINSULA MECHANICAL INC	373			373			
	SANDAU DREDGING	545					545	
	SWANSON DIESEL CO	36				36		
	SWANSON DIESEL INC	66			66			
	TABOR ELECTRIC	31	31					
	TYEE AIRCRAFT INC	321	321					
	WESTERN GEAR CORPORATION	1,384			1,135		249	
	WESTERN GEAR MACHINERY CO	1,019			96			31
TOTAL - EVERETT		11,703	1,237	5,567	3,020	810	617	432
FAIRCHILD	AMERICAN FURNITURE COMPANY INC	106				106		
	BONNEVILLE PWR ADMINISTRATION	127				127		
	CASPER & MAGERA INC	567				567		
	DIVCON INC	161				161		
	ETB DESIGNS CENTER LTD	99				99		
	GEL CO GROUTING SERVICE	37				37		
	GILLINGHAM J JR	59				59		
	INDUSTRIA LS INC FAYETTEVILLE	188				188		
	J & H CONSTRUCTION CO	174				174		
	J & H CONSTRUCTION INC	65				65		
	JACKSON, FORREST H INC	26				26		
	MOTOROLA C & E INC	56				56		
	MUIR & ASSOCIATES PC	28				28		
	NICK THE PAINTER INC	739				739		
	NORTHWEST MAINTENENCE	217				217		
	PITNEY BOWES INC	58				58		
	PRE VOCATIONAL TRAINING CENTER	39				39		
	RENAISSANCE ART SCHOOL	868				868		
	VALLEY CEMENT CONSTRUCTION INC	2,205				2,205		
WASHINGTON WATER POWER CO	675				675			
TOTAL - FAIRCHILD		6,494				6,494		
FAIRCHILD AIR FORCE	A C & R INC	30				30		
	ADKISON, LEIGH, SIMS & CUPPAGE	124	124					
	ANDREN TRANSFER CO	159				159		
	ARMCO INC	15	15					
	BECKMAN CONSTRCTN CO	226	226					
	BONNEVILLE PWR ADMINISTRATION	561				561		
	CADRE CORPORATION THE	37	37					
	CROTHALL AMERICAN INC	146				146		
	DMILLON ENGINEERS INC	168	168					
	DIVISION-NORTH CONSTRUCTION	45				45		
	FRONTIER WEST INC	2,307	2,307					
	GENERAL ELECTRIC COMPANY	37				37		
	HAMRE CONSTRUCTION INC	180				180		
	HARCON INC	1,912	1,912					

PRIME CONTRACT AWARDS BY STATE, CITY AND CONTRACTOR
FISCAL YEAR 1984 (OCT - SEP)
WASHINGTON

LOCATION NAME	CONTRACTOR NAME	DOD TOTAL	(DOLLARS IN THOUSANDS)						
			ARMY	NAVY	AIR FORCE	DLA	OCE	ODA	
COLFAX	CROWN ENTERPRISES INC	59						59	
	JACKSON MARINE COMPANIES	210						210	
	NICK THE PAINTER INC	166						166	
	PACIFIC CREST CONTRACTORS INC	90						90	
	TOTAL - COLFAX	525						525	
COLUMBIA RIVER	NORTH CENTRAL CONSTRUCTION INC	759						759	
	VENTURE CONSTRUCTION	439						439	
	TOTAL - COLUMBIA RIVER	1,198						1,198	
COLVILLE	CARLSON DISTRIBUTING INC	42					42		
	GEMINI FOREST PRODUCTS	43					43		
	J & M LUMBER CO	33					33		
	KENNEDY-JOHNSEN LUMBER INC	130					130		
	MILLER LUMBER SALES	219					219		
	TIMBERLINE INDUSTRIALS INC	34					34		
TOTAL - COLVILLE	501					501			
CONNELL	MOSELEY W H COMPANY INC	461					461		
CUSICK	BRANSON STEEL BUILDINGS INC	55				55			
	DIVCON INC	68				68			
	K M P	69						69	
	KALISPELL METAL PRODUCTS INC	115	115						
	ROWAND MACHINERY COMPANY	37				37			
TOTAL - CUSICK	344	115			160			69	
DAYTON	COLUMBIA RURAL ELEC ASSN INC	52						52	
	MONUMENT HOLDING COMPANY INC	1,972						1,972	
TOTAL - DAYTON	2,024						2,024		
EDMONDS	MUNSON MANUF	210						210	
ELLENSBURG	INN FOODS INC	30					30		
ENUMCLAW	HERITAGE HOMECRAFTERS INC	154	154						
	SOUTHWORTH & SONS INC	297	297						
TOTAL - ENUMCLAW	451	451							
EVERETT	ALL FAB INC	317	41			276			
	CEMCO PRODUCTS INC	431			431				
	DOOLITTLE CONSTRUCTION CO	93	93						
	FISHERMANS BOAT SHOP INC	523			523				
	FLITELINE SERVICES INC	123	67					56	
	FLUKE JOHN MFG CO INC	5,813	684	2,071		2,697	120	41	
	GENERAL TELEPHONE CO OF NW INC	432							432
	JOHN FLUKE MFG CO	47				47			
	JOHNSTON PETROLEUM PDTS INC	72					72		

PRIME CONTRACT AWARDS BY STATE, CITY AND CONTRACTOR
FISCAL YEAR 1984 (OCT - SEP)
WASHINGTON

LOCATION NAME	CONTRACTOR NAME	DOD TOTAL	(DOLLARS IN THOUSANDS)					
			ARMY	NAVY	AIR FORCE	DLA	OCE	ODA
BURLINGTON	NEW LEAF INC	70		70				
CARLYLE	BURKE ELECTRIC	29						29
CARSON	HAMPTON LUMBER SALES COMPANY	37					37	
	SLATTERY EQUIPMENT COMPANY	110					110	
TOTAL - CARSON		147					147	
CASTLE ROCK	EARTH SCIEN ASTS CP	146						146
	HARDER MECHANICAL CONTRACTORS	3,090						3,090
	JACKSON MARINE COMPANIES	476						476
	JERRY CARTER CO., INC.	137						137
	KIEWIT-GROVES	4,750						4,750
	MOUNTAIN AIR HELICOPTERS INC	28						28
	MOURER C CONSTRUCTION INC	84						84
	NESTAVAL CORP THE	90						90
	NORTHWEST CTR FOR RTRDD	26						26
	NORTHWEST HYDRAULIC CONS INC	142						142
	O BRIEN INTL LTD	147						147
	PEPIOT FOREST CONTRACTORS INC	216						216
	RIEDEL INTERNATIONAL INC	3,008						3,008
	SEDALE M A INC	4,320						4,320
	WASHINGTON INC STATE OF	57						57
	WESTERN PACIFIC DREDGING CO	3,960						3,960
TOTAL - CASTLE ROCK		20,505						20,505
CENTRALIA	FRONTIER INTL TRDG CO	59					59	
	HULL DAN DISTRIBUTING INC	146					146	
TOTAL - CENTRALIA		205					205	
CHEHALIS	GILBERT FOREST PRODUCTS INC	33					33	
	KENNEDY-JOHNSEN LUMBER INC	46					46	
	PRECISION WOOD PRODUCTS INC	1,052					1,052	
TOTAL - CHEHALIS		1,131					1,131	
CHENEY	EASTERN WASHINGTON UNIVERSITY	116				116		
CHEWELAH	VOLTZ AL	31					31	
CHINOOK	PEPIOT FOREST CONTRACTORS INC	200						200
CLARKSTON	C & D CONTRACTORS INC	208						208
	NORTH CENTRAL CONSTRUCTION INC	430						430
TOTAL - CLARKSTON		638						638
CLE ELUM	MILLER LUMBER SALES	56					56	
COLE'S CORNER	THOMPSON CONSTRUCTION INC	66						66

PRIME CONTRACT AWARDS BY STATE, CITY AND CONTRACTOR
FISCAL YEAR 1984 (OCT - SEP)
WASHINGTON

LOCATION NAME	CONTRACTOR NAME	DOD TOTAL	(DOLLARS IN THOUSANDS)						
			ARMY	NAVY	AIR FORCE	DLA	OCE	ODA	
BREMERTON	SCHOLTEN ROOFING INC	35		35					
	SERVICE FUEL CO INC	27		27					
	SETON JOHNSON & ODELL INC	32		32					
	SITTS & HILL ENGINEERS INC	44		44					
	SOMAT CORPORATION	130		130					
	SPECIALTY FOREST PRODUCTS INC	32					32		
	TONKIN GREISSINGER ARCHITECTS	66			66				
	TOPS INC	34					34		
	TRA ARCHITECTURE ENGINEERING	225			225				
	UNIFIED INDUSTRIES INC	1,078			1,078				
	UNIVERSITY MECHANICAL CONTRAC	39			39				
	VALENTINE FISHER & TOMLINSON	31			31				
	VEMO COMPANY THE	69			69				
	VITRO ENGINEERING CORPORATI	487			487				
	WEBBER ELECTRIC INC	74			74				
	WEST SOUND ASSOCIATES INC	34			34				
	WILLIAMS & LANE INC	4,844			4,844				
	WISBECK ARCHITECTS	97			97				
	WOOD/HARBINGER INC	29			29				
	WOOD/HARBINGER INC	139			139				
WRIGHT FORSSEN ASSOCIATES	313			313					
XEROX CORP	580			580					
TOTAL - BREMERTON		39,537		39,258		213		66	
BREMERTON NAVAL REGI	DECKER/HOBBS/FUKUI/DAVISN	194		194					
	DRURY CONSTRUCTION COMPANY INC	57		57					
	EVERETT BROS CONSTRUCTION CO	791		791					
	HALLETT CONSTRUCTION	90		90					
	HOFFCON INC	263		263					
	IMCO GENERAL CONSTRUCTION INC	199		199					
	MILLER SHEET METAL INC	80		80					
	OLYMPIC CONSTRUCTION CO	197		197					
	PALMER STAN CONSTRUCTION INC	149		149					
	ROBINSON JAMES H COMPANY	183		183					
	SERVICE FUEL CO INC	271		271					
	UNITED SYSTEMS INC	58		58					
	TOTAL - BREMERTON NAVAL REGI		2,530		2,530				
BRIDGEPORT	BURKE ELECTRIC	801						801	
	GARZA CONSTRUCTION, INC.	1,147						1,147	
	IMCO GENERAL CONSTRUCTION INC	154						154	
	INFOTEC DEVELOPMENT INC	91						91	
	OREGON PAIUTE CONTRACTORS INC	91						91	
	OSBORN & RAY PLANNERS INC	151						151	
	VENTURE CONSTRUCTION	1,027						1,027	
	WASHINGTON UNIVERSITY OF	51						51	
	WRIGHT SCHUCHART INC	527						527	
TOTAL - BRIDGEPORT		4,040						4,040	

PRIME CONTRACT AWARDS BY STATE, CITY AND CONTRACTOR
FISCAL YEAR 1984 (OCT - SEP)
WASHINGTON

LOCATION NAME	CONTRACTOR NAME	DOD TOTAL	(DOLLARS IN THOUSANDS)					
			ARMY	NAVY	AIR FORCE	DLA	OCE	ODA
BREMERTON	CLARK W G CONSTRUCTION CO	5,611		5,611				
	COLEMAN NEWLAND CONSTRUCTION	592		592				
	COLLIER CONSTRUCTION INC	70		70				
	COMPUTERLAND OF BREMERTON	28		28				
	CONTRACT MANAGEMENT INC	2,466		2,466				
	CRANE CONSULTANTS INC	27		27				
	CREE CONSTRUCTION CO INC	129		129				
	DECKER/HOBBS/FUKUI/DAVISN	162		162				
	DEL-JEN INC	1,871		1,871				
	DIGITAL EQUIPMENT CORPORATION	74		74				
	DONALD OWEN & ASSOC & LEYSHEE	758		758				
	DYN LOGISTICS SERVICES INC	88		88				
	EASTMAN KODAK COMPANY	166		166				
	FAMILIAN NORTHWEST INC	40		40				
	F2M, INC.	79		79				
	GIBBS & OLSON INC	160		160				
	GOULD INC	28		28				
	H & B ENGINEERS INC	34		34				
	HALLETT CONSTRUCTION	57		57				
	HENSEL PHELPS CONSTR CO	293		293				
	HERZOG GLASS INC	51		51				
	HONEYWELL INC	6,982		6,982				
	INCO GENERAL CONSTRUCTION INC	280		280				
	IMPERIAL MANUFACTURING CORP	104		104				
	INTERSTATE NUCLEAR SVC CORP	118		118				
	JBA MANAGEMENT GRP INC	280		280				
	KJEWIT PETER SONS CO NE CORP	527		527				
	KITSAP REGIONAL LIBRARY	158		158				
	LIGE & WM B DICKSON CO	322		322				
	M & N DRILLING INC	32		32				
	MCAUTO SYSTEMS GROUP	40		40				
	MERIT SYSTEMS INC	140		140				
	MOFFATT NICHOL & BONNEY INC	42		42				
	N O C INVESTMENT & DEV CORP	378		378				
	NESS M J CONSTRUCTION CO	391		391				
	NORPAC ENGINEERING INC	27		27				
	NORSE ENTERPRISES INC	159		159				
	NORTH CONSTRUCTORS	64		64				
	OLYMPIC COLLEGE	79		79				
	OLYMPIC PENINSULA ENTPS INC	337		124	213			
	OWEN DONALD&ASSOCS INC	238		238				
	OZALID CORP	111		111				
	PALMER STAN CONSTRUCTION INC	169		169				
	PARAMETRIX INC	605		605				
	PIPING & CRRSN SPCLTS INC	444		444				
	PRE-CON ENTERPRISES INC	60		60				
	QUEEN CITY SHEET MET ROOFG INC	108		108				
	RICH, HARRY B ARCHITECTS	50		50				

PRIME CONTRACT AWARDS BY STATE, CITY AND CONTRACTOR
FISCAL YEAR 1984 (OCT - SEP)
WASHINGTON

LOCATION NAME	CONTRACTOR NAME	DDO TOTAL	(DOLLARS IN THOUSANDS)						
			ARMY	NAVY	AIR FORCE	DLA	OCE	ODA	
BELLEVUE	GOULD COMPUTER SYSTEMS INC	642		642					
	GOULD INC/COMPUTER SYS	642		642					
	GRAHAM MAGNETICS INC	37				37			
	HENLETT-PACKARD CO	44	44						
	HENLETT-PACKARD COMPANY	1,790		1,790					
	HONEYWELL INFORMATION SYSTEMS	818		818					
	LEACH CORPORATION	76				76			
	MATHEMATICAL APPLICATIONS GRP	60							60
	MATHEMATICAL SCIENCES NW INC	200			200				
	MODULAR COMPUTER SYSTEMS INC	46			46				
	N C R CORPORATION	27		27					
	NCR CORP	146		146					
	NICOLET GRAPHICS DIVISION	49			49				
	OTT WATER ENGINEERS INC	32							32
	PENNON SEAFOODS INC	26					26		
	PHYSICAL DYNAMICS INC	575					134		441
	PICKER INTERNATIONAL INC	67		67					
	SCS ENGINEERS	642			642				
	SILICON DESIGNS	47			47				
	SILICON DESIGNS	49			49				
TOTAL - BELLEVUE		17,148	7,988	7,407	563	549	59	582	
BELLINGHAM	BEACON CONSTR & ENGINEERING	85	85						
	COAST LINE EQUIPMENT INC	46	46						
	PENNON SEAFOODS INC	104					104		
	STARKENBURG & WIERSMA	56						56	
	UNIFLITE INC	5,555			5,555				
	WESTERN BIOMASS SERVICE INC	777					777		
TOTAL - BELLINGHAM		6,625	133	5,555		881	56		
BOTHELL	ELDEC CORPORATION	871		404		467			
BON	EDCO	56	56						
BREMERTON	ACE PAVING COMPANY INC	248		248					
	ALLEN, J L & ASSOC	46		46					
	AMERICAN CONSTRUCTION CO INC	50		50					
	ANDERSON ART ASSOCIATES INC	1,041		1,041					
	APPLIED TECHNICAL SYSTEMS INC	2,290		2,290					
	ARNOLDS INC	34		34					
	ATTERTON PAINTING INC	414		414					
	B J MORE CONSTRUCTION INC	45		45					
	BECK R W AND ASSOCIATES	31		31					
	BREMERTON CONCRETE PDTS CO	345		345					
	BURNS & MC DONNELL ENGRG CO	537		537					
	BURROUGHS CORPORATION	407		407					
	C 3 INC	235		235					
	CITY HAND LAUNDRY & CLEANERS	370		370					

PRIME CONTRACT AWARDS BY STATE, CITY AND CONTRACTOR
FISCAL YEAR 1984 (OCT - SEP)
WASHINGTON

LOCATION NAME	CONTRACTOR NAME	DOD TOTAL	(DOLLARS IN THOUSANDS)					OCE	GDA
			ARMY	NAVY	AIR FORCE	DLA			
BANGOR	WESTEC SERVICES INC	108		108					
	WOOD/HARBINGER INC	13		13					
TOTAL - BANGOR		8,398		8,398					
BANGOR NAVAL SUBMARI	CANON USA INC	44		44					
	CENTRAC ASSOCIATES INC	37		37					
	CREE CONSTRUCTION CO INC	4,053		4,053					
	DUN & BRADSTREET INC	30		30					
	EASTMAN KODAK COMPANY	440		440					
	FISHERMANS BOAT SHOP INC	495		495					
	GENERAL ELECTRIC COMPANY	80		80					
	INTERNATIONAL BUSINESS MCHS	28		28					
	KIAER JAN H	194		194					
	MENG ERIC ASSOCIATES	27		27					
	OLYMPIC ENGINEERING CORP	68		68					
	OLYMPIC PREFABRICATORS INC	144		144					
	PAN AMERICAN WORLD AIRWAYS INC	41,750		41,750					
	PARAMETRIX INC	87		87					
	ROOFING CONSULTANTS INC	29		29					
	SCS ENGINEERS	61		61					
	SOLIE CONSTRUCTION CO INC	239		239					
	TAURIG CORPORATION	6,993		6,993					
	VALENTINE FISHER & TOMLINSON	90		90					
	WALDRON POMEROY SMITH ARCH PS	32		32					
	XEROX CORP	336		336					
TOTAL - BANGOR NAVAL SUBMARI		55,171		55,171					
BATTLE GROUND	NEUBAUER FABRICATING	127				70		57	
BELLEVUE	ADVANCED MICRO DEVICES INC	42		42					
	ADVANCED TECHNOLOGY LAB INC	649	120	131	142		456		
	AEROPHYSICS RESEARCH CORP	64			64				
	AMTEC ENGINEERING INC	49		49					
	ANALYTICAL METHODS INC	83	57		32				
	ATLAS CONSTRUCTION CO INC	3,178	3,178						
	BARTELS & STOUT INC	40	40						
	BERKLEY STRUCTURES INC	3,637	3,637						
	BUCKEYE PACIFIC CORPORATION	67					67		
	CALCOMP CORPORATION	28	28						
	CARNATION CO	78			78				
	COMMONWEALTH ASSOCIATES	99	99						
	CONTROL DATA CORPORATION	40		40					
	CUMMINS OREGON DIESEL INC	248		140				27	
	CUSTOM INDUSTRIES	143		143					
	DATAPoint CORPORATION	251		251					
	DIGITAL EQUIPMENT CORPORATION	1,631		1,631					
	FLOATING POINT SYSTEMS	55		55					
	GARGOYLES INC	553	553						

PRIME CONTRACT AWARDS BY STATE, CITY AND CONTRACTOR
FISCAL YEAR 1984 (OCT - SEP)
WASHINGTON

LOCATION NAME	CONTRACTOR NAME	DOD TOTAL	(DOLLARS IN THOUSANDS)					
			ARMY	NAVY	AIR FORCE	DLA	OCE	ODA
ABERDEEN	LAWRENCE & MACAN FUEL CO	30				30		
	OKANAGAN HELICOPTERS LTD	57		57				
TOTAL - ABERDEEN		87		57		30		
ANACORTES	VIKING ROPE CORPORATION	611					611	
ARLINGTON	JA-CA-NAL PROPERTIES INC	78					78	
ASOTIN	SED INC	481						481
AUBURN	DASCOMP INC	28				28		
	GREEN VALLEY MACHINE INC	45				45		
	NORFIL MANUFACTURING INC	28				28		
	UNIFIED AIRCRAFT SERVICE INC	100	100					
	WILSON PRODUCTS INC	1,719				1,719		
TOTAL - AUBURN		1,920	100			1,820		
BAINBRIDGE ISLAND-WI	DLI ENGINEERING CORPORATION	1,004		1,004				
BANGOR	ALPHA ENGINEERS	111						111
	BOURGAULT F R CONSTRUCTION CO	71						71
	CENTRAC ASSOCIATES INC	37						37
	CLOSE D W CO	56						56
	COOK-NEWHOUSE & ASSOCIATES, I	47						47
	CREE CONSTRUCTION CO INC	331						331
	DAVIS/FRANCIS JV	3,050		3,050				
	DRURY CONSTRUCTION COMPANY INC	181						181
	EISI LTD	292						292
	GEISE & ASSOCIATES ARCHITECT	26						26
	H & H SERVICE CORPORATION	1,213		1,213				
	K P F F INC	52						52
	KOLB & STANSFIELD ARCHITECTS	102						102
	LIFTECH CONSULTANTS INC	61						61
	MENG ERIC ASSOCIATES	65						65
	MONARCH PAINTING CORPORATION	128		128				
	N B C INVESTMENT & DEV CORP	108		108				
	NORTH CONSTRUCTORS	175		175				
	OWEN DONALD&ASSOCS INC	332		332				
	PALMER STAN CONSTRUCTION INC	140		140				
	PAN AM WORLD SERVICES INC	219		219				
	PAN AMERICAN WORLD AIRWAYS INC	470		470				
	PARAMETRIX INC	87		87				
	RAINBOW FEDERAL INC	123		123				
	SEIFERT & FORBES PS	30		30				
	SOLIE CONSTRUCTION CO INC	266		266				
	UNITED INDUSTRIES CORPORATION	151		151				
	VEHO COMPANY THE	363		363				
	WALDRON POMEROY SMITH ARCH PS	32		32				

PRIME CONTRACT AWARDS BY STATE, CITY AND CONTRACTOR
FISCAL YEAR 1984 (OCT - SEP)
VIRGINIA

LOCATION NAME	CONTRACTOR NAME	DCD TOTAL	(DOLLARS IN THOUSANDS)					OCE	OD
			ARMY	NAVY	AIR FORCE	DLA			
YORKTOWN	SEABOARD SERVICES INC	267		267					
	TOP PAINTING	60		60					
	VIRTEXCO CORPORATION	185		185					
	WAGNER DANIEL H ASSOCIATES	164		164					
	TOTAL - YORKTOWN	3,927		3,892			35		
GRAFTON	WELDING SYSTEMS SERVICE & RP	70		70					
HAMPTON	HAMPTON RUBBER CO INC	53		53					
RICHMOND	AM INTERNATIONAL INC	29				29			
	GENERAL ELECTRIC COMPANY	61		61					
	GODDALL RUBBER COMPANY	123		123					
	M & B HEADWEAR CO INC	81				81			
	ROBINS A H COMPANY INC	50				50			
	TULL J M INDUSTRIES INC	28		28					
TOTAL - RICHMOND	372		212			160			
ROANOKE	OCEANA CORPORATION	32					32		
SALEM	GENERAL ELECTRIC COMPANY	75					75		
SPRINGFIELD	ADMINISTRATIVE SCIENCES CORP	45		45					
	DYNATECH LABORATORIES INC	34		34					
	ELECTROMAGNETIC TECHNOLOGY INC	129		129					
	ENSCO INC	395		395					
	GTE PRODUCTS CORPORATION DEL	62				62			
	RAVEN INC	53		53					
	RCA CORPORATION	104				104			
TOTAL - SPRINGFIELD	822		656			166			
STERLING	SYSTEMATICS GENERAL CORP	60		60					
ACCOMACK	HYDRO-DREDGE CORP	102						102	
TOTAL - VIRGINIA		4,604,833	823,761	2,712,285	391,567	137,940	30,391	508,88	

PRIME CONTRACT AWARDS BY STATE, CITY AND CONTRACTOR
FISCAL YEAR 1984 (OCT - SEP)
VIRGINIA

LOCATION NAME	CONTRACTOR NAME	DOD TOTAL	ARMY	(DOLLARS IN THOUSANDS)				
				NAVY	AIR FORCE	DLA	OCE	OC
WINCHESTER	AMERICAN TEL & TELG/INFO	46	46					
	ARGO INSTRUMENTS INC	856	860			196		
	C & P TELEPHONE CO VA THE	51	51					
	EMMART W H & SON	101				101		
	NORTHERN TELECOM INC	445	445					
	SHENANDOAH APPLE CO-OP	494				494		
	VANGUARD INDUSTRIES INC	125				125		
TOTAL - WINCHESTER	WRIGHT L J & SON INC	111				111		
		2,464	1,312			1,152		
WOODBIDGE	CICCONE V J & ASSOCIATES	231	231					
	EDUCATIONAL GRAPHICS & ELCR	73	73					
	H & R FREIGHT SYSTEMS INC	110	110					
	SOL TELECOMMUNICATION SVC	112	112					
	WESTON ROY F INC	177	177					
TOTAL - WOODBRIDGE		703	703					
WOODRIDGE	FACILITY EQUIP MNTNNC CORP	73						73
WYTHEVILLE	AEROQUIP CORPORATION	549		549				
YORKTOWN	AMERICAN SHEET METAL CORP	33		33				
	ANCHOR TANK LINING INC	276		276				
	BEACH RICHARD BUILDER INC	593		593				
	BOWIE & K ENTERPRISES INC	58		58				
	BRUCE CORPORATION	63		63				
	BURMAH OIL INCORPORATED	35				35		
	BURTON LUMBER CO	357		357				
	CALIGARI E & SON INC	68		68				
	COASTAL STRUCTURES INC	263		263				
	DIGITAL EQUIPMENT CORPORATION	221		221				
	EVANS HUDSON VLATTAS ARCH INC	94		94				
	GORDONS IRON WORKS INC	54		54				
	HARRIS R L INC	27		27				
	HOFFMAN INDUSTRIES	32		32				
	HONEYWELL INFORMATION SYSTEMS	246		246				
	LOWE R M INC	49		49				
	MONDE CONSTRUCTION INC	90		90				
	NAPIT CONTRACTING INC	71		71				
	NCR CORPORATION	30		30				
	NEKOOSA CONTRACTING CORP	114		114				
	NORTHROP SERVICES INC	176		176				
	NUNNALLY D K CO	41		41				
	PNEUMATIC CONCRETE CO INC	40		40				
PULLER LEWIS B VOCATIONAL CTR	86		86					
RICHMOND ALUMINUM AND RMDLG	40		40					
SANFORD & CHARLES INC	49		49					
SCOTT & SCOTT INC	45		45					

PRIME CONTRACT AWARDS BY STATE, CITY AND CONTRACTOR
FISCAL YEAR 1964 (OCT - SEP)
VIRGINIA

LOCATION NAME	CONTRACTOR NAME	DOD TOTAL	(DOLLARS IN THOUSANDS)				DLA	OCE
			ARMY	NAVY	AIR FORCE			
WARRENTON	JACKSON & TULL/JACOB J GZESH	41	41					
	NATIONAL BUS SVS ENTERPRISES	285	285					
	QUESTECH INC	3,458	3,458					
	RAYTHEON COMPANY	147	147					
	S W MECHANICAL CONTRACTORS	63	63					
	SABRE CONSTRUCTION INC	165	165					
	SIDHU & ASSOCIATES	34	34					
	TELEX CORPORATION THE	61	61					
	THOMPSON OIL CO INC	117					117	
	THYSSEN-BORNEMISZA INC	100	100					
	XEROX CORPORATION 3M	161 32	161 32					
TOTAL - WARRENTON		5,763	5,618				145	
WAYNESBORO	ARNDT & ARNDT	10,046						
	GENERAL ELECTRIC COMPANY	95			95		10,046	
	GENICOM CORPORATION	487	168		319			
	NORSTAN ELECTRONICS INC	175					175	
TOTAL - WAYNESBORO		10,803	168	414	10,046		175	
WESTWOOD PARK	FAUGHT CONSTRUCTION INC	136		136				
WHITE STONE	KAWALIW R W INC	45		45				
WILLIAMSBURG	AMERICAN SHEET METAL CORP	98			98			
	ARMIDIR LTD	328			328			
	COLLINS AIKMAN	110				110		
	COLLINS AIKMAN C O KENT KLYM	351	73		38	77		
	COLLINS & AIKMAN	122			25		39	
	COLLINS & AIKMAN CORPORATION	124				124		
	DYN LOGISTICS SERVICES INC	110			110			
	FOLEY MACHINERY CO	41			41			
	GTE VALERON CORPORATION	70			70			
	HANCRAFT FURNITURE	36			36			
	HENDERSON INC	2,194			2,194			
	HODGES & BRYANT NEWPORT NEWS	170			170			
	INTERCON SYSTEMS CORPORATION	31	31					
	K D K AND ASSOCIATES INC	59				59		
	MC KISSICK & CO INC	108			108			
	OLD DOMINION SECURITY INC	326			326			
ROSE MARINE INC	121			121				
VERSAR INC	35			35				
VIRGINIA REFRIGERATION INC	33			33				
WILLIAM & MARY COLL OF	253	253						
TOTAL - WILLIAMSBURG		4,560	357	3,591	370		39	
WINCHESTER	A & H AUTOMOTIVE INDUSTRIES	110	110					
	ABEX CORPORATION	125					125	

PRIME CONTRACT AWARDS BY STATE, CITY AND CONTRACTOR
FISCAL YEAR 1984 (OCT - SEP)
VIRGINIA

LOCATION NAME	CONTRACTOR NAME	DOD TOTAL	ARMY	(DOLLARS IN THOUSANDS)			
				NAVY	AIR FORCE	DLA	OCE
VIRGINIA BEACH	SIRINE JOHN ASSOCIATES	30	30				
	SOWERS RODES & WHITESCARVER	42			42		
	SPERRY CORPORATION	1,957			1,957		
	SUPPORT SYSTEMS ASSOCIATES INC	220			220		
	SYSCON CORPORATION	2,434	2,434				
	SYSCON CORPORATION	306	306				
	SYSCON CORPORATION	1,371			1,371		
	SYSTEMS ENGINEERING INTL	88			88		
	SYSTEMS ENGNRNG ASSOC CORP	34		34			
	SYSTEMS INDUSTRIES INC	100			100		
	TANK LINES INC	10,602	811				9,791
	TECHNICOLOR INC	173			173		
	TECHNOLOGY MANAGEMENT CORP	38		38			
	TERRELL JOSEPH S INC	2,354			2,354		
	TIDEWATER CONSULTANTS INC	659			659		
	TIDEWATER ELECTROMAGNETICS	467			95		
	TRACOR INC	1,009			1,009		
	TRANSIT CONSTRUCTION CO	134			134		
	U S FLAGS & SIGNAL CO INC	161					161
	VANCE-KIGER ENTERPRISES INC	64			64		
	VIRGINIA BEACH AIR CONDNG	90			90		
	VIRTEXCO CORPORATION	545			545		
	VISTATECH INC	26			26		
	WALLER AND TODD & SADLER ARC	418	286		132		
	WALSH ASHE ASSOCIATES INC	90	90				
	WANG LABORATORIES INC	638				638	
	WATERWAY SURVEY & ENGINEERING	213					
	WEDDLE J E & ASSOCIATES INC	111			111		
	WILKINSON W W & CO INC	97			97		
	WILLIAMS & FAZWELL	58		58			
	WILLIAMS MOBILE OFFICES INC	28			28		
WOODINGTON ELECTRIC INC	44			44			
WOODLAWN CONSTR CO	162		162				
21ST CENTURY COMM TDWTR	844			844			
TOTAL - VIRGINIA BEACH		127,261	12,074	101,289	735	12,335	456
WALLOPS FLIGHT CENTE	LOCKHEED ELECTRONICS COMPANY	98			98		
	RCA CORPORATION	4,000			4,000		
TOTAL - WALLOPS FLIGHT CENTE		4,098			4,098		
WARRENTON	AMERICAN DISTRICT TELG CO	28		28			
	BDM CORPORATION THE	163		163			
	D W S INC	77		77			
	DAIGER A & CO	28				28	
	DIGITAL EQUIPMENT CORPORATION	262		262			
	FEDERAL COMPUTER CORP	261		261			
	INTERNATIONAL BUSINESS MCHS	250		250			
ITT CORPORATION	30		30				

PRIME CONTRACT AWARDS BY STATE, CITY AND CONTRACTOR
FISCAL YEAR 1984 (OCT - SEP)
VIRGINIA

LOCATION NAME	CONTRACTOR NAME	DOD TOTAL	(DOLLARS IN THOUSANDS)				
			ARMY	NAVY	AIR FORCE	DLA	OCE
VIRGINIA BEACH	MARQUIS ROBERT R INC	6,738		6,738			
	MATERIAL HANDLING SUPPLY INC	92			92		
	MECHA-DRAULIC SERVICE INC	68			68		
	MIDEASTERN BUILDERS INC	1,195		1,195			
	MIDWEST CORP	58			58		
	MIDWEST CORP COMM SYS DIV	68	68				
	MILCOM SYSTEMS CORPORATION	5,523		5,523			
	MONTGOMERY ENTERPRISE	44			44		
	MOUNTAIN PASS CANNING CO	119			119		
	NATIONAL DESIGNERS INC	29			29		
	NEPTUNE ASSOCIATES	113			113		
	NESTLE COMPANY INC THE	87			87		
	NEWBILL & BEALE INC	57	27		30		
	OCCUPACIA CORPORATION	1,250		1,250			
	OCCUPACIA CORPORATION	38			38		
	OCCUPACIA CORPORATION	38			38		
	OCEAN TO OCEAN SALES INC	130				130	
	OLD DOMINION ENGINEERING INC	130	130				
	OLD DOMINION HOSE&RUBBER	38			38		
	OVERMAN BUILDERS	64	64				
	PACORD INC	415		415			
	PAPCO OIL CO	47				47	
	PEPPERDINE CORP	1,175		1,175			
	PILAND CONSTRUCTION CO INC	2,852		2,852			
	PITNEY BOWES INC	102	102				
	PITTS & SONS	77			77		
	PROCTER & GAMBLE COMPANY THE	2,694		2,694			
	PROFAX GAS CORPORATION	107			107		
	Q E D SYSTEMS INC	19,718		19,718			
	QUALITY CONTROLS INC	201			201		
	QUALITY SPRINKLER COMPANY INC	29			29		
	RALSONT PURINA CO	53			53		
	RALSTON PURINA	26			26		
	RAY C L JR INC	73			73		
	RAYTHEON COMPANY	212		212			
	RAYTHEON SERVICE COMPANY	1,478		1,478			
	RCA CORPORATION	57			57		
	REID ASSOCIATES INC	60			60		
	RICKS, JAMES, PAINTING CONTRA	100			100		
	RUDDS SPORTS EQUIP	35	35				
	SANI-VAC MAINTENANCE SERVICES	34			34		
	SCOTTIES CLEANING CO	132			132		
	SEABOARD SERVICES INC	99			99		
	SEABOARD SERVICES INC	969			969		
	SHAW WALKER	42			42		
	SHERERTZ FRNKLN CRWFRD SHFNR	28			28		
	SHIRLEY CONSTRUCTION CORP	1,814		1,814			
	SHRIVER & HOLLAND ASSOCIATES	27			27		

PRIME CONTRACT AWARDS BY STATE, CITY AND CONTRACTOR
 FISCAL YEAR 1984 (OCT - SEP)
 WASHINGTON

LOCATION NAME	CONTRACTOR NAME	DOD TOTAL	(DOLLARS IN THOUSANDS)					
			ARMY	NAVY	AIR FORCE	DLA	OCE	
FORT LEWIS	BETTER YARDS & GARDENS	31	31					
	BODDIES BUILDING CONSTR INC	1,473	1,473					
	BODENHAMER INC	906	906					
	BOSLER ENERGY SYSTEMS INC	418	418					
	BOSNICK ROOFING INC	1,053	1,053					
	BOUILLON CHRISTOFFERSON INC	149	149					
	CASTLE & COOKE INC	228	228					
	CENTRAL TX UNION JR CLLG	797	797					
	CENTURION CONTRACTING CORP	117	117					
	CEWE JACK LTD	32	32					
	CONTRAVES GOERZ CORPORATION	85	65					
	DUCOLON MECHANICAL INC	61	61					
	ELLISONS KEN JARDEEN ELECTRIC	117	117					
	EMPIRE PAINTING & CONST CO INC	240	240					
	EMPIRE PAINTING & CONSTRUCTION	260	260					
	EVANS DAVID & ASSOCIATES INC	26	26					
	FEDERAL SYSTEMS	189	189					
	FEDSERV INDUSTRIES INC	53	53					
	FRYER NOBLE INC	98	98					
	GENERAL ELECTRIC COMPANY	95	95					
	GENERAL MECHANICAL INC	161	161					
	GRAHAM J CO & SHERLOCK SMITH &	535	535					
	GREAT LAKES ROOFING CO	720	720					
	H & C CONSTRUCTION INC	1,035	1,035					
	H & H SERVICE CORPORATION	381	381					
	HYDRO SYSTEMS INC	267	267					
	IBM	41	41					
	INTERNATIONAL ROOFING CO INC	622	622					
	JARDEEN ELECTRIC INC	1,270	1,270					
	JOHNSON	82	82					
	JOHNSON ROBERT H CONSTR INC	287	287					
	LANDSCAPE SERVICES INC	389	389					
	LEAR SIEGLER INC	47	47					
	LUGO ADRIAN C	138	138					
	MAINTENANCE ENGINEERS	32	32					
	MANDEVILLE & BERGE	49	49					
	MARTH, JOHN H	52	52					
	MATZ CONSTRUCTION	452	452					
	MC BRIDE FENCE COMPANY	259	259					
	MC GRANAHAN MESSINGER ASSOCS	315	315					
	MOTOROLA INC	59	59					
	N C R	68	68					
	NON PUBLIC EDUCATIONAL SVS	445	445					
	NORSE ENTERPRISES INC	50	50					
	NORSE ENTERPRISES INC	342	342					
	NORSE ENTERPRISES INC	46	46					
	NORTHWEST DOOR INC	33	33					
	O LEARY ELC UTILITY CONSTR INC	16	16					

PRIME CONTRACT AWARDS BY STATE, CITY AND CONTRACTOR
FISCAL YEAR 1984 (OCT - SEP)
WASHINGTON

LOCATION NAME	CONTRACTOR NAME	DOD TOTAL	(DOLLARS IN THOUSANDS)				DLA	OCE
			ARMY	NAVY	AIR FORCE			
FORT LEWIS	O R B ARCH-PLNNRS-ENGRS	30	30					
	OPTIMAL SYSTEMS INC	169	169					
	OTLANS COMPANY INC	825	825					
	P & SERVICES INC	6,182	6,182					
	PACIFIC COMPONENT HOMES INC	226	226					
	PACIFIC NORTHWEST BELL TEL	216	216					
	PACIFIC VENTURES INC	3,882	3,882					
	PARKSONMAN CONSTRUCTION CO	460	460					
	PEARSON ELECTRIC	343	343					
	PEASE CONSTRUCTION	192	192					
	POGORELC CONSTRUCTION	32	32					
	POTELCO INC	319	319					
	PRECISION PAINTING	135	135					
	PUGET SOUND MAINTENANCE INC	410	410					
	PURVIS CLAUDE C CO	603	603					
	QUEEN CITY SHEET MET ROOFG INC	89	89					
	QUIGG BROS-MC DONALD INC	395	395					
	RAINBOW FEDERAL INC	729	729					
	RAY'S MOBILE SERVICE	34	34					
	RICH, HARRY B ARCHITECTS	147	147					
	RITTER SPRAYING CO	42	42					
	SEIFERT & FORBES PS	25	25					
	SOLIE CONSTRUCTION CO INC	965	965					
	SOUND SAFETY SYSTEMS INC	42	42					
	SUNSET PFC GENL CONTRACTOR3	82	82					
	TACOMA CITY OF	1,334	1,334					
	TAHOMA ROOFING COMPANY INC	37	37					
	TELON ELECTRIC INC	1,854	1,854					
	THORP INVESTMENTS INC	30	30					
	TISDALE CONSTRUCTION INC	858	858					
	TRI-S PAINTING INC	158	158					
	TUCCI & SONS INC	33	33					
	UTELCON INC	79	79					
	WALDRON POMEROY SMITH ARCH PS	44	44					
	WASHEX MACHINERY CORP	300	300					
	WASHINGTON ELECTRIC CO	888	888					
	WASHINGTON NATURAL GAS CO	1,081	1,081					
	WHITEHEAD ROOFING & INSUL CO	202	202					
	WHITELEY-JACOBSEN	148	148					
	WILCOX CONSTRUCTION INC	1,283	1,283					
	ZUNDEL BROTHERS	50	50					
TOTAL - FORT LEWIS		44,955	44,955					
FOUR LAKES COMMUNICA	COYOTE CORP	54	54					
	NICK THE PAINTER INC	68	68					
TOTAL - FOUR LAKES COMMUNICA		122	122					
FRIDAY HARBOR	WESTERN MARINE CONSTRUCTION	1,384					1,384	

PRIME CONTRACT AWARDS BY STATE, CITY AND CONTRACTOR
FISCAL YEAR 1964 (OCT - SEP)
WASHINGTON

LOCATION NAME	CONTRACTOR NAME	DOD TOTAL	(DOLLARS IN THOUSANDS)					
			ARMY	NAVY	AIR FORCE	DLA	OCE	
GIG HARBOR	BEAUSOLEIL CONSTRUCTION	257	257					
	INDUSTRIAL PETROLEUM	939					939	
TOTAL - GIG HARBOR		1,196	257				939	
GRANDVIEW	YAKIMA VLY GRAPE PRODUCERS INC	337					337	
GRAYS HARBOR CITY	NORTH AMERICAN TRAILING CO INC	2,665						2,665
GREENACRES	STALEY JOE K OIL COMPANY INC	167					167	
HOQUIAM	BUCKEYE PACIFIC CORPORATION	37					37	
	KENNEDY-JOHNSEN LUMBER INC	1,411					1,411	
	MILLER LUMBER SALES	76					76	
TOTAL - HOQUIAM		1,524					1,524	
ILWACO	OREGON STATE UNIVERSITY	36						36
ISSAQUAH	EVERGREEN MOBILE CO	40			40			
	ISSAQUAH HEALTH RESEARCH INST	31	31					
	ZETEC INC	100			100			
TOTAL - ISSAQUAH		171	31		140			
JIM CREEK NAVAL RADI	MC GRAW-EDISON COMPANY	59			59			
	WEBBER ELECTRIC INC	66			66			
TOTAL - JIM CREEK NAVAL RADI		125			125			
KAHLOTUS	COYOTE CORP	260						260
KELSO	ELDRIDGE E W INCORPORATED	47						47
	SCARSELLA BROS INC	457						457
TOTAL - KELSO		504						504
KENMORE	KENMORE AIR HARBOR INC	255				255		
KENNEWICK	CADWELL LABORATORIES INC	28	28					
	NORTEC CORPORATION	56	56					
	WONDRACK DISTRIBUTING INC	279					279	
TOTAL - KENNEWICK		363	84				279	
KENT	BOEING COMPANY INC THE	198,862	7,460		62	190,615		
	CAM INDUSTRIES INC	73					73	
	CHAMPION & ASSOCIATES	25			25			
	CITY TRANSFER OF KENT INC	78					78	
	CONTINENTAL MILLS INC	4,010					4,010	
	CUDAHY COMPANY	185					185	
	CUSTOM HYDRAULIC & MACHINE INC	330			330			
	FLOW INDUSTRIES INC	1,437			860	557		
	FLOW SYSTEMS INC	154				154		

PRIME CONTRACT AWARDS BY STATE, CITY AND CONTRACTOR
FISCAL YEAR 1964 (OCT - SEP)
WASHINGTON

LOCATION NAME	CONTRACTOR NAME	DDO TOTAL	(DOLLARS IN THOUSANDS)					
			ARMY	NAVY	AIR FORCE	DLA	OCE	
KENT	HYDRAULIC COMPONENTS CO	92				92		
	LAI PROPERTIES INC	162	36		126			
	LIQUID AIR CORP	364			364			
	LIQUID AIR CORPORATION	604			604			
	MANNESMANN TALLY CORP-KENT	50		50				
	METEOR COMMUNICATIONS CORP	3,247	258				51	2,938
	METEOR DATA INC	72						72
	NORTHWEST HYDRAULIC CONS INC	202					202	
	PACIFIC PROPELLER INC	542	542					
	PRECISION SPRING STAMPING CORP	99			99			
	PROPULSION SYSTEMS INC	167		167				28
	SMITH BROTHERS FARMS INC	505	505					
	STARLINE ENGR CO INC	52			52			
	SUMMERVILLE STEEL COMPANY	33			33			
	TEKTRONIX INC	66			66			
	TRI-WAY INDUSTRIES INC	56				56		
	TOTAL - KENT		211,487	8,801	1,605	192,571	4,494	281
KETTLE FALLS	KENNEDY-JOHNSEN LUMBER INC	238				238		
KEYPORT	ACE PAVING COMPANY INC	201		201				
	DRURY CONSTRUCTION COMPANY INC	72		72				
	ELECTRICAL ASSOCIATES CONSTR	93		93				
	FALCON BUILDERS INC	288		288				
	MOOSE CITY SERVICE ELECTRIC	35		35				
	NESS M J CONSTRUCTION CO	50		50				
	NUCLEAR SUPPORT SERVICES INC	124				124		
	OHNO CONSTRUCTION CO	1,810		1,810				
	OTRON TEL-COMMUNICATIONS	149		149				
	PRE-CON ENTERPRISES INC	269		269				
	ROBINSON JAMES H COMPANY	169		169				
	SETON JOHNSON & ODELL INC	82		82				
	SOLIE CONSTRUCTION CO INC	188		188				
	WEBB ELEC CO FLA	98		98				
WELL DONE	188		188					
WESTERN EMPIRE BUILDERS	100		100					
TOTAL - KEYPORT		3,916		3,792		124		
KEYPORT NAVAL TORPED	BLOSSOM CONSTRUCTION CO INC	194		194				
	GOULD INC	70		70				
	INTERNATIONAL BUSINESS MCHS	29		29				
	NORLAND CONSTRUCTION INC	123		123				
	PT SERVICE CO	658		658				
	QUITMAN SCHOOL DISTRICT 21	118		118				
	RICOH OF AMERICA INC	39		39				
	SUB SEA SYSTEMS INC	46		46				
	WASHINGTON INC STATE OF	25		25				
WELL DONE	125		125					

PRIME CONTRACT AWARDS BY STATE, CITY AND CONTRACTOR
FISCAL YEAR 1984 (OCT - SEP)
WASHINGTON

LOCATION NAME	CONTRACTOR NAME	DOD TOTAL	(DOLLARS IN THOUSANDS)						
			ARMY	NAVY	AIR FORCE	DLA	OCE	ODA	
KEYPORT NAVAL TORPED	WORD DATA SYSTEMS	33		33					
	XEROX CORP	88		88					
TOTAL - KEYPORT NAVAL TORPED		1,548		1,548					
KIRKLAND	BOURGAULT F R CONSTRUCTION CO	74		74					
	KONTRON ELECTRONICS	36		36					
	LANCS INDUSTRIES INC	100		100					
	SNYDER RAY F CO	452				452			
	STANTON RESEARCH CORPORATION	85						85	
TOTAL - KIRKLAND	T-DRILL INC	34		34					
		781		244		452		85	
LA CONNER	AMERICAN CONSTRUCTION CO INC	163						163	
LAKE STEVENS	HEWLETT-PACKARD COMPANY	90							90
LA PUSH	QUIGG BROS-MC DONALD INC	390						390	
	TWIN HARBOR DREDGING CO.	28						28	
TOTAL - LA PUSH		416						416	
LIBERTY LAKE	HEWLETT-PACKARD COMPANY	1,301				1,301			
LINWOOD	ELDEC CORPORATION	59				59			
LONGVIEW	ATTERTON PAINTING INC	64	64						
	RIEDEL INTERNATIONAL INC	5,122						5,122	
TOTAL - LONGVIEW		5,186	64					5,122	
LYNDEN	PRICE BROTHERS INC	30						30	
LYNNWOOD	CASCADE PACIFIC LUMBER CO	30	30						
	ELDEC CORP	81			81				
	ELDEC CORPORATION	6,740	85		1,261	2,598	2,796		
	HUNTRON INSTRUMENTS INC	135	64			71			
	SPERRY CORPORATION	503				503			
	SWANSON DIESEL CO	45					45		
TOTAL - LYNNWOOD		7,534	179	1,342	3,172	2,841			
MCCORD	JAYHAWK ENTERPRISES INC	137				137			
MCCORD AIR FORCE BA	ALLIANCE PROPERTIES INC	87				87			
	AMERICAN PHOTOGRAPHIC INDUS INC	152				152			
	ARANGO CONSTRUCTION CO	6,453	6,453						
	ASTRONAUTICS CORPORATION AMER	291	291						
	ATKINSON WASHER SERVICE INC	30				30			
	ATTERTON PAINTING INC	360				360			
	BLAIR & SON FLOOR COMPANY	102				102			
	BOUILLON CHRISTOFFERSON INC	398				398			

PRIME CONTRACT AWARDS BY STATE, CITY AND CONTRACTOR
FISCAL YEAR 1984 (OCT - SEP)
WASHINGTON

LOCATION NAME	CONTRACTOR NAME	DDO TOTAL	(DOLLARS IN THOUSANDS)					
			ARMY	NAVY	AIR FORCE	DLA	OCE	ODA
MCCHORD AIR FORCE BA	BURR LAWRENCE RISING ARCH	26			26			
	CROWN ENTERPRISES INC	65			65			
	EMPIRE PAINTING & CONST CO INC	35-			35-			
	FOOD SERVICES INC	788			788			
	FORT STEILACOOM COMM CLO	36			36			
	GREAT LAKES ROOFING CO	94			94			
	INTEGRITY SERVICES INC	158			158			
	JAYHAWK ENTERPRISES INC	342			342			
	JOHNSON ROBERT H CONSTR INC	422			422			
	KAELIN PLUMBING & HEATING INC	46			46			
	KORSMO GORDON CONSTR CO INC	258			258			
	LINCOLN CONSTRUCTION CO	1,066			1,066			
	LOCKHEED CORPORATION	29			29			
	LOVINS CONSTRUCTION INC	36			36			
	MADSEN CARL T INC	64			64			
	MAR-JON CONTRACTORS INC	3,919	925		2,994			
	MC WIK ELEC	579	579					
	PACIFIC NORTHWEST TRANSP SVCS	51			51			
	PROFESSIONAL DESIGN CONSTRUCT	189			189			
	PUGET CONSTRUCTION CO	11			11			
	PUGET SOUND MAINTENANCE INC	56			56			
	R E P CONSTRUCTION INC	45			45			
	SOUTH KING COUNTY ACTIVITY	273			273			
	TACOMA CITY OPT PUB UTILITIE	840			840			
	TACOMA CITY LIGHTS	60			60			
	TAHOMA ROOFING COMPANY INC	329			329			
	TUCCI & SONS INC	198			198			
	MEMO COMPANY THE	3,037	3,037					
	WASHINGTON MECHANICAL CONTR	32			32			
	WASHINGTON NATURAL GAS CO	1,509			1,509			
	WOODWORTH & COMPANY INC	688			688			
TOTAL - MCCHORD AIR FORCE BA	23,082	11,285		11,797				
MAKAH AIR FORCE STAT	BARRIER CONSTRUCTION COMPANY	36	36					
	NORSE ENTERPRISES INC	33			33			
	PEASE LEASING CO	599			599			
TOTAL - MAKAH AIR FORCE STAT	668	36		632				
MANCHESTER	ELECTRICAL ASSOCIATES CONSTR	92		92				
	SCHUCHART	60		60				
TOTAL - MANCHESTER	152		152					
MAPLE VALLEY	VALLEY PRECISION WORKS	50			50			
MAPLEVALLEY	VALLEY PRECISION WORKS	29			29			
MARYSVILLE	HEWLETT PACKARD CO	68		68				
	HEWLETT-PACKARD COMPANY	3,052	456	942	1,377		277	

PRIME CONTRACT AWARDS BY STATE, CITY AND CONTRACTOR
FISCAL YEAR 1984 (OCT - SEP)
WASHINGTON

LOCATION NAME	CONTRACTOR NAME	DOD TOTAL	(DOLLARS IN THOUSANDS)					OCE	ODA
			ARMY	NAVY	AIR FORCE	DLA			
MARYSVILLE	TRI WAY MANUFACTURING INC	318	136	131	51				
TOTAL - MARYSVILLE		3,436	592	1,141	1,428			277	
MERCER ISLAND	EASTMAN KODAK COMPANY	99	43	56					
	SEATTLE AIRCRAFT BEARING	45		45					
	STORAGE TECHNOLOGY CORPORATION	73	73						
TOTAL - MERCER ISLAND		217	116	101					
MOSES LAKE	ABRAMS JIM JET AIR INC	3,478					3,478		
	BASIC AMERICAN FOODS	2,671					2,671		
	CARNATION COMPANY	449					449		
TOTAL - MOSES LAKE		6,598					6,598		
MOUNTLAKE TERRACE	LLOYD CONTROLS INC	28	28						
	TOMAHAWK CORPORATION	162		162					
TOTAL - MOUNTLAKE TERRACE		190	28	162					
MUKILTEO	GLANTZ SUPPLY INC	179	179						
	MIDWEST CONSTRUCTION CO INC	26			26				
	PETROLEUM TERMINAL MANAGEMENT	324					324		
	WILL CONSTRUCTION CO INC	169	169						
TOTAL - MUKILTEO		698	348		26		324		
NACHES	KENNEDY-JOHNSEN LUMBER INC	447					447		
	VAGEN BROS LUMBER INC	37					37		
TOTAL - NACHES		484					484		
NAVAL UNDERSEA WARFA	HONEYWELL INFORMATION SYSTEMS	3,494		3,494					
NAVY YARD CITY	AUTOMATION INDUSTRIES INC	30		30					
NEAH BAY	PUBLIC UTILITY 1 CLALLAM COUNT	185			185				
NESPELEM	COLVILLE CONFEDERATED TRIBES	157						157	
NOOKSACK	CLAUSON LIME	65						65	
	HENIFIN & ASSOCIATES INC	143						143	
TOTAL - NOOKSACK		208						208	
NORTH BEND	CASCADE AUTO	531						531	
NORTH BONNEVILLE	ARMSTRONG DRILLING INC	28						28	
	BLICKLE CO INC	1,300						1,300	
	CONTINENTAL SYSTEMS INC	100	100						
	GROVES-KIEWIT-GRANITE JOI	1,065						1,065	
	MANN CONSTRUCTION CO INC	829						829	
	MARMOLEJO-HEWSON ENT INC	150						150	
	OLSONS MECH HVY RGRNG INC	55						55	

PRIME CONTRACT AWARDS BY STATE, CITY AND CONTRACTOR
FISCAL YEAR 1984 (OCT - SEP)
WASHINGTON

LOCATION NAME	CONTRACTOR NAME	DOD TOTAL	(DOLLARS IN THOUSANDS)					OCE	ODA
			ARMY	NAVY	AIR FORCE	DLA			
NORTH BONNEVILLE	THOMPSON CONSTRUCTION INC	382						382	
	TRANSCO INDUSTRIES INC	280						280	
	TRIAD MECHANICAL INC	165						165	
	WASHINGTON ST OF/DPT TRANSP	352						352	
	WEST COAST SPECIALTIES INC	134						134	
TOTAL - NORTH BONNEVILLE		4,840	100					4,740	
OAK HARBOR	AM INTERNATIONAL INC	33			33				
	BURROUGHS CORPORATION	278			278				
	CANON USA INC	40			40				
	CREE CONSTRUCTION CO INC	135			135				
	DECKER/HOBBS/FUKUI/DAVISN	488			488				
	FEDERAL DATA SYSTEM CORP	120							120
	GALL LANDAU & YOUNG CONSTR CO	42			42				
	HEWITT/DALY ISLEY ARCHTCTS PS	213			213				
	INTERNATIONAL BUSINESS MCHS	43			43				
TOTAL - OAK HARBOR		1,392		1,272					120
OLYMPIA	ASSOCIATED ENGINEERS III INC	293						293	
	BUCKEYE PACIFIC CORPORATION	798				798			
	CPT CORPORATION	169	169						
	PACCO INC	53			53				
TOTAL - OLYMPIA		1,313	169		53	798			293
OMAK	MURRAY PETROLEUM	33					33		
OROVILLE	MÜLLER LUMBER SALES	155					155		
OSO	MILCOM SYSTEMS CORPORATION	27			27				
OTHELLO	CARNATION COMPANY	88					88		
	D S FOOD SALES INC	25					25		
TOTAL - OTHELLO		113					113		
PACIFIC BEACH	CROWN ENTERPRISES INC	166			166				
PASCO	BERGSTROM AIRCRAFT INC	27					27		
	D S FOOD SALES INC	36					36		
	DENBAR ENTERPRISES	73						73	
	HERITAGE FOOD PRODUCTS	31					31		
	JACKSON MARINE COMPANIES	37						37	
	MC CALL OIL & CHEMICAL CORP	1,158				1,158			
	NICK THE PAINTER	198						198	
	R. C. HANSEN, INC. JV	808						808	
	ROWAND MACHINERY COMPANY	94						94	
	WONDRACK DISTRIBUTING INC	97					97		
TOTAL - PASCO		2,555				1,348		1,208	

PRIME CONTRACT AWARDS BY STATE, CITY AND CONTRACTOR
FISCAL YEAR 1984 (OCT - SEP)
WASHINGTON

LOCATION NAME	CONTRACTOR NAME	DDO TOTAL	(DOLLARS IN THOUSANDS)						
			ARMY	NAVY	AIR FORCE	DLA	OCE	ODA	
POMEROY	COAST MARINE CONST & KNAP	98-						98-	
PORT ANGELES	J & M LUMBER CO	38				38			
	JAYHAWK ENTERPRISES INC	60			60				
	KENNEDY-JOHNSEN LUMBER INC	49				49			
	OIL HEAT CO OF PRT ANGELES INC	138				138			
	PENINSULA FUEL CO	28				28			
TOTAL - PORT ANGELES		313			60	253			
PORT ORCHARD	OLYMPIC NORTHWEST INDUSTRIES I	33		33					
	WILKINS DISTRIBUTING CO INC	479				479			
TOTAL - PORT ORCHARD		512		33		479			
PORT TOWNSEND	SETON CONSTRUCTION INC	62	62						
	THOMAS OIL INC	82					82		
TOTAL - PORT TOWNSEND		144	62				82		
POULSBRO	ENGINEERING TECHNOLOGY INC	33		33					
	KEYBOARD SERVICES	90		90					
TOTAL - POULSBRO		123		123					
PROSSER	A R H DISTRIBUTORS INC	38					38		
PUGET SOUND NAVAL SH	ABBOTT J R CONSTRUCTION INC	58		58					
	ACE PAVING COMPANY INC	186		186					
	DRURY CONSTRUCTION COMPANY INC	179		179					
	DYN LOGISTICS SERVICES INC	61		61					
	GIBBS & OLSON INC	86		86					
	JDA MANAGEMENT GRP INC	140		140					
	KIEWIT PETER SONS CO NE CORP	299		299					
	LOBE & WM B DICKSON CO	45		45					
	MONARCH PAINTING CORPORATION	94		94					
	PACIFIC WRECKING CORP	59		59					
	PARAMETRIX INC	92		92					
	PENINSULA LODGE INC	28		28					
	TERRA CONTRACTING	55		55					
	THAYER A G CO	127		127					
	TRA ARCHITECTURE ENGINEERING	76		76					
	UNITED STATES ELEVATOR CORP	125		125					
VALENTINE FISHER & TOMLINSON	25		25						
TOTAL - PUGET SOUND NAVAL SH		1,735		1,735					
PUGET SOUND NAVAL SU	BURROUGHS CORPORATION	1,001		1,001					
	DYN LOGISTICS SERVICES INC	483		483					
TOTAL - PUGET SOUND NAVAL SU		1,484		1,484					
PULLMAN	WASHINGTON STATE UNIV	797	50	590					157
	WASHINGTON STATE UNIVERSITY	62			62				
TOTAL - PULLMAN		859	50	590	62				157

PRIME CONTRACT AWARDS BY STATE, CITY AND CONTRACTOR
FISCAL YEAR 1984 (OCT - SEP)
WASHINGTON

LOCATION NAME	CONTRACTOR NAME	DOD TOTAL	(DOLLARS IN THOUSANDS)						
			ARMY	NAVY	AIR FORCE	DLA	OCE	ODA	
PUYALLUP	CASE J I COMPANY	29	29						
	MEIERS AL BUILDING CENTER	42	42						
	TOTAL - PUYALLUP	71	71						
RAVENSDALE	INDUSTRIAL MINERAL PRDCTS	230		230					
REDMOND	ANALYTICAL METHODS INC	53			53				
	BAUER EDDIE INC	44		44					
	BGC GROUP INC THE	62		62					
	CONTROL Q INC	44						44	
	ELECTRO TECH INDUSTRIES	218		185	33				
	FINZER BUSINESS SYSTEMS INC	30		30					
	LANG MANUFACTURING CO	249				249			
	M H C LTD	28-				28-			
	MACRO-TECHNOLOGY INC	27					27		
	MOTOROLA CMNCTNS/ELCTRNC	148		29					119
	PACIFIC ELECTRO DYNAMICS INC	852				852			
	PAROSCIENTIFIC INC	30		30					
	PHYSIO-CONTROL CORPORATION	322	144	70	31		77		
	PROCTOR & ASSOCIATES COMPANY	98					98		
	ROCKCOR INC	205				205			
	SIERRA GEOPHYSICS INC	848		199		649			
	SUNDSTRAND DATA CONTROL INC	7,642		1,273		5,832		537	
TONE COMMANDER SYSTEMS	946						946		
TOTAL - REDMOND		11,790	144	1,922	7,627	1,934		163	
RENTON	ACRO GENERAL MACHINE WORKS INC	72			72				
	BUMSTEADS MANUFACTURING INC	105			105				
	CASCADE PACIFIC INTL	48			48				
	CASCADE PCFC INTNL INC	44					44		
	KEENAN SUPPLY INC	31		31					
	MARMON GROUP INC THE	51		51					
	O R B ARCH-PLNRS-ENGRS	666	666						
	PACCAR INC	3,954	3,954						
	STAR MACHINERY COMPANY INC	121		121					
	TOTAL - RENTON		5,092	4,620	203	225	44		
RICHLAND	BATTELLE MEMORIAL INSTITUTE	911	377	280	254		82		
	D S FOOD SALES INC	82							
	GRANT GEORGE A INC	98						98	
	MOSELEY W H COMPANY INC	496					496		
TOTAL - RICHLAND		1,587	377	280	254	578		98	
RIDGEFIELD	NIEDERMEYER MARTIN CO	101						101	
	NIEDERMEYER-MARTIN CO	350				92	258		
TOTAL - RIDGEFIELD		451			92	258		101	
ROCHESTER	R H WHELAN CO	122					122		

PRIME CONTRACT AWARDS BY STATE, CITY AND CONTRACTOR
FISCAL YEAR 1984 (OCT - SEP)
WASHINGTON

LOCATION NAME	CONTRACTOR NAME	DOD TOTAL	(DOLLARS IN THOUSANDS)						
			ARMY	NAVY	AIR FORCE	DLA	OCE	ODA	
SALMON CREEK	HEWLETT-PACKARD COMPANY	75			75				
	JACKSON MARINE CO	185						185	
TOTAL - SALMON CREEK		260			75			185	
SEATTLE	ALASKA HYDRO TRAIN	368		368					
	ALASKAN COPPER COMPANIES INC	107		107					
	ALEUTIAN CONSTRUCTORS	94		94					
	ALMEDA FOOD SERVICES INC	141						141	
	AM TEST INC	59						59	
	AMERICAN HI LIFT CORP	62		62					
	AMERICAN POWER TOOL	30		30					
	AMERICAN PRESIDENT LINES LTD	182	182						
	AMERICAN TELEPHONE	29				29			
	ANCHOR PACKING COMPANY THE	162		162					
	ANDERSEN BJORNSTAD KANE JACOB	713	590					123	
	APPLIED MICROSYSTEMS CORP	39							39
	AQUA MEDIA NORTHWEST	201		201					
	ARAI/JACKSON	233		233					
	ARTISTIC LANDSCAPING PROJECT	54						54	
	ASSOC ENG & CONTRACTORS	126				126			
	ATLANTIC DELTA MFG INC	27					27		
	AUSTIN COMPANY THE	297	297						
	AVTECH CORPORATION	404			404				
	B H K MACHINE TOOLS	25			25				
	BACON HENRY BLDG MATERIALS INC	29			29				
	BARNES ROBERT A INC	38		38					
	BASSETTI/NORTON/METLER INC PS	221	221						
	BATTELLE MEMORIAL INSTITUTE	70		70					
	BEARINGS INC	35		35					
	BENCHMARK SYSTEMS INC	28	28						
	BIOSONICS INC	99						99	
	BLUE CROSS OF WASH & ALASKA	13,251							13,251
	BCEING CO	59			59				
	BCEING COMPANY INC THE	1,893,689	29,695	202,970	1,658,628		43		2,353
	BURKE ELECTRIC	46						46	
	CADWELL LABORATORIES INC	49	49						
	CAMPBELL R W INC	108		108					
	CANON USA INC	42		42					
	CASCADE AUTO	130							130
	CENTRAC ASSOCIATES INC	55	55						
	CHEMITHON CORPORATION THE	46		46					
	CHEVRON USA INC	3,003					3,003		
	COLT INDUSTRIES	49		49					
	COMMODORE MANUFACTURING CO INC	29		29					
	CONVENTION MARKETING SERVICES	78	78						
	CROSS SOUND ASSOCIATES	76		76					
	CROSSFIELD PRODUCTS CORP	30		30					
	CROWLEY ENVIR SVS CRP	80		80					

PRIME CONTRACT AWARDS BY STATE, CITY AND CONTRACTOR
FISCAL YEAR 1984 (OCT - SEP)
WASHINGTON

LOCATION NAME	CONTRACTOR NAME	DOD TOTAL	(DOLLARS IN THOUSANDS)						
			ARMY	NAVY	AIR FORCE	DLA	OCE	ODA	
SEATTLE	CROWLEY MARITIME CORP	69		69					
	CUDAHY COMPANY	1,812		147			1,665		
	D P ENTERPRISES	114	29			85			
	D S FOOD SALES INC	27					27		
	DALY LEG A COMPANY	74	74						
	DARIGOLD INC	257	257						
	DATA NORTHWEST INC	157		157					
	DIAMOND MACHINE WORKS INC	54				54			
	DIGITAL EQUIPMENT CORPORATION	73				73			
	DUWAMISH SHIPYARD INC	463		421				42	
	EARTH TECHNOLOGY CORP NORTHWST	549				549			
	EASTMAN KODAK COMPANY	27				27			
	EDERER INCORPORATED	623				623			
	ELECTROCHEMICAL TECHNOLOGY	75				75			
	ESCO CORPORATION	83				83			
	FATIGUE TECHNOLOGY INC	119				119			
	FEDCON CORPORATION	2,984	2,984						
	FEDERAL DATA CORPORATION	64		64					
	FIGGIE INTERNATIONAL INC	35		35					
	FLUOROCARBON COMPANY THE	41		41					
	FOSS LAUNCH & TUG CO	95		95					
	GALVIN AVIATION INC	27					27		
	GALVIN FLYING SERVICE INC	479					479		
	GENERAL ELECTRIC COMPANY	1,085	197	516		372			
	GENERAL WELDING SUPPLY CO INC	94		94					
	GRGW GROUP INC	53		53					
	H B ENGINEERS INC	82		82					
	HALLIDIE MACHINERY CO INC	34		34					
	HANWAY JOHN ARCHITECTS INC	258		258					
	HARRIS CORPORATION	50				50			
	HART-CROWSER & ASSOCIATES INC	131	58					73	
	HATCH & KIRK INC	470	28	101			341		
	HOLMES & NARVER INC	153	153						
	HONEYWELL INC	171		171					
	HONEYWELL INC	37,996		37,996					
	HONEYWELL INC	2,000		2,000					
	HONEYWELL INC	2,168		2,168					
	HORTON DENNIS & ASSOCIATES INC	81						81	
	HUTCHINSON	199							199
	HYSTER COMPANY	72		72					
	IBM	1,529	1,129	400					
	INSTITUTE APLO PHSLOY MED	45				45			
	INTERNATIONAL BUSINESS MCHS	25				25			
	INTERSTATE COATINGS INC	170	170						
	ITT CONTINENTAL BAKING CO	30	30						
	JOLLY JON B INC	420		420					
	JONES WASHINGTON STEVEDORING	747	747						
	JORGENSEN EARLE M COMPANY	1,163		1,163					

PRIME CONTRACT AWARDS BY STATE, CITY AND CONTRACTOR
FISCAL YEAR 1984 (OCT - SEP)
WASHINGTON

LOCATION NAME	CONTRACTOR NAME	DOD TOTAL	(DOLLARS IN THOUSANDS)					
			ARMY	NAVY	AIR FORCE	DLA	OCE	ODA
SEATTLE	KEM EQUIPMENT INC	2,187		2,120	67			
	KENWORTH NORTHWEST INC	31			31			
	KEY INDUSTRIES INC	215		215				
	KING FIBER GLASS CORP	113		113				
	KORRY ELECTRONICS CO	78		43	35			
	KRAFT FOODS	25			25			
	KURTH CONSTRUCTION CO	367		367				
	LAKE UNION DRYDOCK CO	4,361		4,361				
	LIGHTHOUSE FOR THE BLIND INC	904				904		
	LOCKHEED MISSILES & SPACE CO	1,084						1,084
	LOCKHEED SHIPBLDG & CONSTR CO	53,171			53,171			
	LOWE-PARKER CORPORATION	50			50			
	M & R MECHANICAL CO INC	131			131			
	M W K INTERNATIONAL INC	7,741	7,741					
	MAMCO MANUFACTURING CO INC	25				25		
	MANDEVILLE & BERGE	91		91				
	MARCO SEATTLE INC	99			99			
	MARINE CONSTRUCTION	135			76		29	30
	MARINE POWER & EQUIPMENT CO	10,303			10,303			
	MC AMIS J E CO	287						287
	MENG/AMKJ ASSOCIATES	217		217				
	MILCOM SYSTEMS CORPORATION	28			28			
	MILLEGAN AND JADDI INC	420			420			
	MINNESOTA MINING & MFG CO	217			217			
	MODERN REFRIGERATION SERVICE	55			55			
	MONROE MACHINED PRODUCTS INC	882				882		
	MORGAN IND INC	35			35			
	MOUNTAIN SAFETY RESEARCH INC	30		30				
	MYERS METALS & MINERALS INC	28			28			
	N B J INC	60		60				
	NABISCO INC BISCUIT DIV	26				26		
	NALWASKY RICHARD W INC	89					89	
	NATIONAL FOOD CORPORATION	317					317	
	NATIONL INDSTRS SVRLY HNDCCPD	63		63				
	NCR CORPORATION	50			50			
	NELSON IRON WORKS INC	40			40			
	NJCT CORPORATION	41					41	
	NON FERROUS METAL INC	272			272			
	NOR AIRE COMPANY INC	46			46			
	NORCOAST INC	490		490				
	NORTHERN COMMERCIAL COMPANY	178			139			39
	NORTHERN EAU CLAIRE CNST MTRLS	283			283			
	NORTHERN TELECOM INC	95		95				
	NORTHWEST BLDG MAINT CRPT SLS	28		28				
	OCEANIC MARINE ENTERPRISES INC	352			352			
	ODOM CORPORATION	129					129	
	OHNO CONSTRUCTION CO	114						114
	OLYMPIC ENGINEERING CORP	72			72			

PRIME CONTRACT AWARDS BY STATE, CITY AND CONTRACTOR
FISCAL YEAR 1984 (OCT - SEP)
WASHINGTON

LOCATION NAME	CONTRACTOR NAME	DOD TOTAL	(DOLLARS IN THOUSANDS)					OCE	ODA
			ARMY	NAVY	AIR FORCE	DLA			
SEATTLE	ORANGE COAST COMMUNICATIONS	87						87	
	OREGON STATE UNIV	35			35				
	OTIS ELEVATOR COMPANY	39			39				
	OTT WATER ENGINEERS INC	56						56	
	P F INDUSTRIES INC	68				68			
	PACIFIC DIESEL COMPANY	51			51				
	PACIFIC NORTHERN OIL CORP	21,885			2,283		19,602		
	PACIFIC NORTHWEST BELL	128			128				
	PACIFIC NORTHWEST BELL TEL	1,746							1,746
	PACIFIC RUBBER CO INC	51			51				
	PAINE INSTRUMENTS INC	76			76				
	PATENT SCAFFOLDING CO	103			103				
	PIONEER IMPROVEMENT INC	37			37				
	PITTMONS BILL JANITORIAL SV	62			62				
	PNAMBIC SYSTEMS INC	40	40						
	POCOCK GEORGE	29			29				
	PONDEROSA CONSTRUCTION CO	49			49				
	PRECISION ENGINE SPECIALISTS	10-					10-		
	PROFESSIONAL DESIGN CONSTRUCT	466			466				
	PROFESSIONAL MNTNC CO INC	1,791			1,791				
	PROPULSION SYSTEMS INC	143						143	
	PUGET SOUND BLUEPRINT CO	31			31				
	Q E D SYSTEMS INC	29			29				
	QUINTON INSTRUMENT COMPANY	112	34		27	51			
	RACON INC	1,129			104	1,025			
	RAINBOW FEDERAL INC	185			185				
	RED TREE PACKING CO INC	861					861		
	REID MDLTN ASSOC INC	98			98				
	RICH, HARRY B ARCHITECTS	79	79						
	ROYAL MACHINE TOOLS INC	229						229	
	RYERSON JOSEPH T & SON INC DEL	69			69				
	SAAB SYSTEMS INC	119	119						
	SAAB SYSTEMS INC	115	115						
	SAFETY & SUPPLY COMPANY	60			60				
	SANDSTONE MOTEL	193	193						
	SCHNITZER INVESTMENT CORP	1,000					1,000		
	SCHUCHART	60			60				
	SEAPORT CHEMICALS INC	32			32				
	SEATTLE STEVEDORE CO	176	176						
	SEATTLE UNIVERSITY	114	114						
	SEAWAY EXPRESS	720			720				
	SELECT CONTRACTORS INC	50				50			
	SHANNON & WILSON INC	290						140	150
	SHAPIRO & ASSOCIATES INC	276	71					205	
	SPENCER ARCRAFT INDS INC	39	39						
	SPIDER STO SLS CO	223				223			
	STAR MACHINERY COMPANY INC	61			61				
	STEARNS CO	96				96			

PRIME CONTRACT AWARDS BY STATE, CITY AND CONTRACTOR
 FISCAL YEAR 1984 (OCT - SEP)
 W VIRGINIA

LOCATION NAME	CONTRACTOR NAME	DOD TOTAL	(DOLLARS IN THOUSANDS)					OCE	ODA
			ARMY	NAVY	AIR FORCE	DLA			
WINFIELD	ORDERS CONSTRUCTION COMPANY	131						131	
WOLFCREEK	ONEIDA COAL CO INC	1,830				1,830			
PARKERSBURG	JORDAN SECURITY	53						53	
STONEWALL	PALMER ENGINEERING CO	63						63	
WILLIAMSON	G A I CONSULTANTS INC	39						39	
LINCOLN	PHOTOGRAMMETRIC SERVICES INC	37						37	
MINGO	COMMONWEALTH TECHNOLOGY	29						29	
WAYNE	PHOTOGRAMMETRIC SERVICES INC	36						36	
TOTAL - W VIRGINIA		72,075	8,238	25,609	3,125	18,115		16,850	138

PRIME CONTRACT AWARDS BY STATE, CITY AND CONTRACTOR
FISCAL YEAR 1984 (OCT - SEP)
W VIRGINIA

LOCATION NAME	CONTRACTOR NAME	DOD TOTAL	(DOLLARS IN THOUSANDS)					
			ARMY	NAVY	AIR FORCE	DLA	OCE	GDA
MINERAL CITY	GROVES S J & SONS COMPANY	95					95	
MONTERVILLE	ISLAND CREEK COAL SALES CO	117				117		
MORGANTOWN	EAST COAST SECURITY & SVCS INC	117						117
	MORGANTOWN CITY OF	51					51	
	MYLAN PHARMACEUTICALS INC	606					606	
	PARA ENTERPRISES INC	41						41
	WEST VIRGINIA UNIVERSITY	190	98		92			
TOTAL - MORGANTOWN		1,005	98		92		657	158
MUDDLETY	DURHAM RIDGE COAL CO	51					51	
NEW MARTINSVILLE	BACHELORS CONTRACTING INC	30	30					
	FERRITE ENGINEERING LABS INC	37	37					
TOTAL - NEW MARTINSVILLE		67	67					
NITRD	VIMASCO CORPORATION	380		380				
PARKERSBURG	ACME FISHING TOOL CO	71						71
	RAVENS METAL PRODUCTS INC	40			40			
	SMITH W H HARDWARE CO INC	562	174				388	
TOTAL - PARKERSBURG		673	174		40		388	71
PETERSBURG	CAPITOL ENGINEERING CORP	52	52					
PINEVILLE	WYOMING COUNTY OF	35						35
POINT PLEASANT	AMHERST INDUSTRIES INC	46						46
	B & Q MACHINE & REPAIR INC	40						40
TOTAL - POINT PLEASANT		86						86
PRINCETON	ACME WOOD PRESERVING INC	53					53	
RAINELLE	L J T MFG CO INC	1,185					1,185	
RAVENSWOOD	MIDLAND ALUMINUM CORPORATION	70					70	
ROCKET CENTER	HERCULES INCORPORATED	16,525		16,244	281			
SMITHVILLE	QUALITY FABRICATIONS INC	267			267			
	RUBBER CRAFTERS OF W VA	760					760	
TOTAL - SMITHVILLE		1,027			267		760	
SMITHVILLE	QUALITY FABRICATEN INC	1,027					1,027	
	RUBBER CRAFTERS OF W VA	2,385					2,385	
TOTAL - SMITHVILLE		3,412					3,412	

PRIME CONTRACT AWARDS BY STATE, CITY AND CONTRACTOR
FISCAL YEAR 1984 (OCT - SEP)
W VIRGINIA

LOCATION NAME	CONTRACTOR NAME	DOD TOTAL	(DOLLARS IN THOUSANDS)					OCE	ODA
			ARMY	NAVY	AIR FORCE	DLA			
HUNTINGTON	OWENS-ILLINOIS INC	672					672		
	PHOTOGRAMMETRIC SERVICES INC	37						37	
	SLOPE INDICATOR COMPANY	52						52	
	STAGG ENGINEERING	36						36	
	SUTRON CORPORATION	26						26	
	TRANSAMERICA CORPORATION	29				29			
TOTAL - HUNTINGTON		4,038	78	1,013	29		1,921	997	
JUSTICE	BRAUGHLER D L CO INC	170						170	
	DODSON-LINDBLOM ASSOCIATES INC	34						34	
	PRICE & NEAL INC	1,009						1,009	
TOTAL - JUSTICE		1,213						1,213	
KENOVA	M & O MARINE INC	70						70	
KEYSER	KEYSER STAINLESS CORPORATION	540					540		
	PERINI CORPORATION	140						140	
TOTAL - KEYSER		680					540	140	
KOHLSAAT	ISLAND CREEK COAL SALES CO	73					73		
KOPPERSTON	EASTERN ASSOCIATED COAL CORP	980					980		
	HEDWIGSHUETTE HANDELSGESELLSCH	535					535		
TOTAL - KOPPERSTON		1,515					1,515		
LAVALETTE	CHILDERS CONSTRUCTION CO	1,053						1,053	
	DAVIS & BURTON CNTRCTRS	128						128	
	HENDERSON E INC	400						400	
	STOKLEY - CHEEKS & ASSOCIATES	27						27	
	WRIGHT DEM & EXCAVATION CO	91						91	
TOTAL - LAVALETTE		1,699						1,699	
LEWISBURG	BENDIX CORPORATION THE	1,403		204		1,199			
	COMBUSTION ENGINEERING INC	47				47			
TOTAL - LEWISBURG		1,450		204		1,246			
LORADO	PITTSTON COAL SALES CORP	95					95		
MCLEAN	HYDROTRONICS INC	40		40					
MARMET	ROSS WILLIAM INC	250						250	
MARTINSBURG	EASTERN TECHNICAL CORP	88	88						
	EASTON MOLDING CORPORATION	28						28	
	INTERNATIONAL TCHL AVTN PRSNL	135				135			
TOTAL - MARTINSBURG		251	88			135		28	
MATEWAN	SAN JUAN COAL SALES CO INC	128						128	

PRIME CONTRACT AWARDS BY STATE, CITY AND CONTRACTOR
FISCAL YEAR 1984 (OCT - SEP)
W VIRGINIA

LOCATION NAME	CONTRACTOR NAME	DOD TOTAL	(DOLLARS IN THOUSANDS)				DLA	OCE	ODA
			ARMY	NAVY	AIR FORCE				
ALDERSON	FEDERAL PRISON INDUSTRIES INC	324					324		
BUCKHANNON	ASTRONAUTICS CORPORATION AMER	55	55						
BURNSVILLE	ALLEN J F CO INC	41						41	
	CONNOR MOTORS	39						39	
	DE PROSPERO & SONS	27						27	
	WRIGHT DEM & EXCAVATION CO	212						212	
TOTAL - BURNSVILLE		319						319	
CABELL	HUNTINGTON ALLOYS INC	97					97		
CAMERON	MOUNTAINEER LEATHER INC	2,534					2,534		
CHARLESTON	DINIACO PHILLIP & SONS INC	33						33	
	DOUGHERTY COMPANY	316	316						
	HILLTOP INDUSTRIES	180	180						
	KABLE OIL COMPANY INC	142					142		
	KANAWHA MANUFACTURING CO	774						774	
	MID ATLANTIC NAUTILUS INC	66	66						
	STEVENS EXCAVATING CO	70	70						
TOTAL - CHARLESTON	ZANDO MARTIN & MILSTEAD INC	129	129				142	807	
		1,710	761						
CLARKSBURG	ALLEN J F CO & WILEY	3,000						3,000	
	ALLEN J F CO INC	500						500	
	SUTTER ROOFING & METAL CO INC	34	34						
TOTAL - CLARKSBURG		3,534	34					3,500	
COOPERTOWN	HEDWIGSHUETTE HANDELSGESELLSCH	1,128					1,128		
EAST LYNN	CLARK MARY J	38						38	
	WAYNE COUNTY OF	31						31	
TOTAL - EAST LYNN		69						69	
ELIZABETH	WIRT INFLTBLSPLCTS INC	62				62			
ELKINS	PRESTOLITE	30					30		
FAIRDALE	PHOTOGRAMMETRIC SERVICES INC	29						29	
FAIRFAX	NOVACOM INC	139			139				
FAIRMONT	NO AMERICAN PHILLIPS LIGHTIN	598					598		
FALLING WATERS	DU PONT EI DE NEMOURS AND CO	1,491	1,491						
FENWICK	GOODRICH B F COMPANY THE	1,734			1,278		456		

PRIME CONTRACT AWARDS BY STATE, CITY AND CONTRACTOR
 FISCAL YEAR 1984 (OCT - SEP)
 WASHINGTON

LOCATION NAME	CONTRACTOR NAME	DOD TOTAL	ARMY	(DOLLARS IN THOUSANDS)				
				NAVY	AIR FORCE	DLA	OCE	ODA
YAKIMA	BERNAT BALANCE SERVICE CO	34					34	
	DECOTO AIRCRAFT INC	318		274	44			
	MCPHEE RESEARCH CO	118		118				
	POMONA SERVICE & SUPPLY CO INC	105					105	
	WASHINGTON BEEF INC	343					343	
TOTAL - YAKIMA		957		392	44		521	
WALLA WALLA	D S FOOD SALES INC	148					148	
YAKIMA	IMPERIAL SALES CO	142					142	
TOTAL - WASHINGTON		2,884,412	164,212	620,681	1,930,548	78,413	64,378	26,180

PRIME CONTRACT AWARDS BY STATE, CITY AND CONTRACTOR
FISCAL YEAR 1984 (OCT - SEP)
WASHINGTON

LOCATION NAME	CONTRACTOR NAME	DOD TOTAL	(DOLLARS IN THOUSANDS)						
			ARMY	NAVY	AIR FORCE	DLA	OCE	ODA	
YAKIMA FIRING CENTER	PEASE CONSTRUCTION	2,674	2,674						
TOTAL - YAKIMA FIRING CENTER		2,905	2,905						
BRIDGEPORT	JENSEN DRILLING CO	145						145	
OAK BAY	POWERS A H INC	56						56	
OTHELLO	SANDLER L M & SONS INC	56					56		
POULSB0	KEYBOARD SERVICES	144		144					
PULLMAN	INTERNATL SENSOR TECHNOLOGY	27		27					
RIDGEFIELD	NIEDERMEYER-MARTIN CO	212					212		
SEATTLE	ALASKAN COPPER COMPANIES INC	42			42				
	BOEING COMPANY INC THE	2,171				2,171			
	CORK INSULATION SALES CO INC	97			97				
	GENERAL ELECTRIC COMPANY	41					41		
	HEWLETT-PACKARD COMPANY	42			42				
	HONEYWELL INC	562			562				
	JORGENSEN EARLE M COMPANY	65			65				
	LANCS INDUSTRIES INC	33			33				
	LIGHTHOUSE FOR THE BLIND INC	118						118	
	LOCKHEED SHIPBLDG & CONSTR CO	200		200					
	NABISCO INC BISCUIT DIV	27				27			
	OCEANO INSTRUMENTS USA	49		49					
	PROFESSIONAL MNTNC CO INC	64				64			
	SHANNON & WILSON INC	34		34					
	TODD PACIFIC SHIPYD	477			477				
	78 CORPORATION THE	32			32				
TOTAL - SEATTLE		4,054		1,633		2,262		159	
SEDRO-WOLLEY	SKAGIT CORPORATION	75						75	
SPOKANE	HEWLETT PACKARD CO	1,108				1,108			
	KAISER ALUMINUM & CHEMICAL	63						63	
TOTAL - SPOKANE		1,171				1,108		63	
TACOMA	BROWNE & BRYAN LUMBER CO INC	27			27				
	LEISURE INVESTMENT CO	164			164				
	MODUTECH MARINE INC	330			330				
	TJMCO INC	30			30				
TOTAL - TACOMA		551			551				
VANCOUVER	NORTHWEST PACKING CO	1,114						1,114	
YAKIMA	AIR HYD INC	39						39	

PRIME CONTRACT AWARDS BY STATE, CITY AND CONTRACTOR
FISCAL YEAR 1984 (OCT - SEP)
WASHINGTON

LOCATION NAME	CONTRACTOR NAME	DOD TOTAL	(DOLLARS IN THOUSANDS)					
			ARMY	NAVY	AIR FORCE	DLA	OCE	ODA
WHIDBEY ISLAND NAVAL	AMEX SYSTEMS INC	3,696		3,696				
	ANDERSEN BJORNSTAD KANE JACOB	327		327				
	ATTERTON PAINTING INC	86		86				
	BAKER-ROBERTS INC	43		43				
	CARSAIR	12,072		12,072				
	CEDAR RIDGE CONSTRUCTION INC	487		487				
	CREE CONSTRUCTION CO INC	82		82				
	DIGITAL EQUIPMENT CORP	170		170				
	GRUMMAN AEROSPACE CORPORATION	155		155				
	HENNINGSON DRHM RCHROSN	891		891				
	HEWITT/DALY ISLEY ARCHTCTS PS	301		301				
	KAY AND ASSOCIATES INC	40		40				
	KRIEG CONSTRUCTION INC	129		129				
	LECAIR/RAYBURN & COMPANY	52		52				
	MERCURY REFUELING INC	665				665		
	MODERN REFRIGERATION SERVICE	374		374				
	NEW LEAF INC	545		545				
	PIONEER CONSTRUCTION CO INC	188		188				
	QUANTUM CONSTRUCTION INC	69		69				
	SCHEMMER & ASSOCIATES INC THE	133		133				
SELBY JOHN R INC	1,195		1,195					
VILLALOBOS & ASSOCIATES, INC.	42		42					
WESTGATE MOBILE HOMES INC	180		180					
WISBECK ARCHITECTS	75		75					
TOTAL - WHIDBEY ISLAND NAVAL		22,093		21,428		665		
WILLAPA	MC AMIS J E CO	414					414	
WOODINVILLE	OLYMPIC PREFABRICATORS INC	80		80				
	SYNSOR CORPORATION	34			34			
TOTAL - WOODINVILLE		114		80	34			
YAKIMA	CENTRAL CONCRETE & UTILITIES	44		44				
	CENTRAL PRE-MIX CONCRETE CO	46	46					
	CHAMBERS FUEL OIL CO INC	27	27					
	DECOTO AIRCRAFT INC	529	380		149			
	DOOLITTLE CONSTRUCTION CO	45	45					
	KENTUCKY MACHINE & TOOL CO INC	210				210		
	MC ILVANIE MACHINE WORKS INC	257	189		68			
	POHONA SERVICE & SUPPLY CO INC	30				30		
	RED APPLE CONSTRUCTION CO INC	76	76					
	RICHARDSON AVIATION	43			43			
	RILEY KELLY INC	278				278		
	WASHINGTON BEEF INC	37				37		
	YAKIMA CEMENT PRODUCTS CO	47	47					
TOTAL - YAKIMA		1,669	810	44	280	555		
YAKIMA FIRING CENTER	MATZ CONSTRUCTION	231	231					

PRIME CONTRACT AWARDS BY STATE, CITY AND CONTRACTOR
FISCAL YEAR 1984 (OCT - SEP)
WASHINGTON

LOCATION NAME	CONTRACTOR NAME	DDO TOTAL	(DOLLARS IN THOUSANDS)					OCE	ODA
			ARMY	NAVY	AIR FORCE	DLA			
TUKWILA	CDI MARINE CO	166		166					
	CURTIN MATHESON SCI INC	43			43				
	LAI PROPERTIES INC	75			75				
	M-K-D DISTRIBUTORS INC	58			58				
	PARADYNE CORP	25							
	RAMTEK CORPORATION	63							25
	XEROX CORP	119			63				
TOTAL - TUKWILA		569		307	176			61	25
TUMWATER	OLYMPIA OIL&WOOD PDTS	36					36		
TWISP	KINGS TIRE SERVICE	32					32		
VANCOUVER	ADKY CONSTRUCTION INC	91	91						
	BIG THREE LINCOLN ALASKA INC	113				113			
	BDC GROUP INC THE	62			62				
	INTERIORS	68				68			
	JACKSON MARINE CO	156							156
	JACOBSEN K F & CO INC	283	283						
	NORTHWEST PACKING CO	34						34	
	PORTLAND HABILITATION CENTER	105	105						
	PRECISION WOOD PRODUCTS INC	1,137						1,137	
	TEKTRONIX INC	239	239						
TRIANGLE OIL AND CHEMICAL	49						49		
TOTAL - VANCOUVER		2,337	718	62	181		1,220	156	
WALLA WALLA	COYOTE CORP	46							46
	ENVIRECORD INC	206							206
	GREENS JANITORIAL SVC	27							27
	HUMBERT EXCAVATING	252							252
	MCMILLIN BROS. CONSTRUCTI	227							227
	MOUNTAIN OIL INC	551					551		
	OMTEC INC	120							120
	R J CONSULTANTS	344							344
SUPERIOR GUNITE	398							398	
TOTAL - WALLA WALLA		2,169					551	1,618	
WASHOUGAL	SUNRISE FOREST PRODUCTS CO	231					231		
WENATCHEE	DAVID BARTRAND CONSTRUCTION	47	47						
	WENATCHEE PETROLEUM CO	187						187	
TOTAL - WENATCHEE		234	47					187	
WESTPORT	QUIGG BROS-MC DONALD INC	131							131
	WINSTON JIM & SON INC	352							352
TOTAL - WESTPORT		483						483	
WHIDBEY ISLAND NAVAL	ALPS INC	116			116				

PRIME CONTRACT AWARDS BY STATE, CITY AND CONTRACTOR
FISCAL YEAR 1984 (OCT - SEP)
WASHINGTON

LOCATION NAME	CONTRACTOR NAME	DDO TOTAL	(DOLLARS IN THOUSANDS)						
			ARMY	NAVY	AIR FORCE	DLA	OCE	ODA	
TACOMA	HUTCHINE PROFESSIONL LEGAL SVS	118	118						
	J & M LUMBER CO	43					43		
	JARDEEN ELECTRIC INC	47	47						
	JAYHAWK ENTERPRISES INC	174			174				
	JESSE ENG CO	648						648	
	JOHNSON ROBERT H CONSTR INC	25	25						
	JONES WASHINGTON STEVEDORING	114	114						
	KENNEDY-JOHNSON LUMBER INC	37						37	
	LILYBLAD PETROLEUM INC	186						186	
	LUBKING PETROLEUM INC	69						69	
	MARINE INDUSTRIES NORTHWEST	223		223					
	MARINE IRON WORKS INC	297			297				
	MATHEUS LUMBER CO INC	36						36	
	MIL-TECH MFG INC	737-	737-						
	MILLER LUMBER SALES	43						43	
	MODUTECH MARINE INC	439		439					
	NIEDERMEYER-MARTIN CO	26						26	
	NORCORE PLASTICS INC	49		49					
	NORTHWEST DESIGN PDTS	26	26						
	ONYGEN SALES & SERVICE INC	79		79					
	PACIFIC PAPER PRODUCTS INC	74						74	
	PACIFIC PAPER PRODUCTS INC	61						61	
	PEAT MARWICK MITCHELL & CO	108		108					
	PRECISION MACHINE WORKS INC	77			77				
	REFLECT-A-LITE	138						138	
	S E C SUPPLY	45			45				
	SAMS TIRE SERVICE INC	68	68						
	SDC, A BURROUGHS CORP	45		45					
	SEIFERT & FORBES PS	71	71						
	SPHERE ENTERPRISES INC	186			186				
	TACOMA BOATBUILDING CO	44,664		44,664					
	TACOMA CITY DPT PUB UTILITIE	38	38						
	TACOMA CITY OF	960	960						
	THIRD PARTY SERVICES INC	65	65						
	TIMBERLINE INDUSTRIALS INC	27						27	
	U W D MFG INC	26						26	
	UNIVERSITY PGT SND	220			220				
	UWD MFG INC	86	86						
	W & O SUPPLY INC	78		78					
	WANG LABORATORIES INC	163	163						
	WOODWORTH & COMPANY INC	297	297						
	XEROX CORP	81	81						
	XEROX CORPORATION	140		140					
TOTAL - TACOMA		52,082	2,081	47,010	991		1,352	648	
THOMAS	SYSCON CORPORATION	364		364					
TRENTWOOD	A M I METALS INC	38						38	

PRIME CONTRACT AWARDS BY STATE, CITY AND CONTRACTOR
FISCAL YEAR 1984 (OCT - SEP)
WASHINGTON

LOCATION NAME	CONTRACTOR NAME	DOD TOTAL	ARMY	(DOLLARS IN THOUSANDS)					OCE	OD
				NAVY	AIR FORCE	DLA				
SPOKANE	MC CLINTOCK & TURK	223	223							
	MILES LABORATORIES INC	239								
	MONACO ENTERPRISES INC	316	197			119		239		
	NORTHWEST ARCHITECTURAL CO PS	150	150							
	P K CONTRACTORS INC	337			337					
	PIONEER ALUMINUM INC	80						80		
	POWERS CONDY-NT CO INC	132						132		
	QUINTON D G COMPANY INC	259	259							
	T S G ARCHITECTS PS	202	202							
	UNITED STATES ELEVATOR CORP	38								38
	WECO LEASING INC	27								27
	WELK BROS METAL PRODUCTS INC	285								
TOTAL - SPOKANE		29,504	2,118	2,078	14,003	5,332	5,301	5,301	28	67
SPRINGDALE	MILLER LUMBER SALES	181						181		
STANWOOD	INN FOODS INC	317						317		
STARBUCK	INDUSTRIAL PUMP SALES COM	147								147
	RIDGE CONSTRUCTION CO INC	240								240
	SIUSLAW CONSTRUCTION	352								352
	SPOONER MECHANICAL CONTRS	228								228
TOTAL - STARBUCK		965							965	
STEVENSON	BLOCH LUMBER COMPANY	44						44		
SUMNER	SPACE TECH ENGINEERING INC	762						762		
SUNNYSIDE	INDEPENDENT FOOD PROCCSRS CORP	86						86		
TACOMA	BALLMAN COMPANY INC THE	81	81							
	BRAND NAME CONTRACTOR	125	125							
	BROADCAST SUPPLY WEST	85	85							
	BROWN & HALEY INC	30								30
	C H S	28	28							
	CHAMBERS FUEL OIL CO INC	60	60							
	CLEAN-GLASS INC	258			258					
	COAST ENGINE & EQUIPMENT INC	72			72					
	COAST IRON & MACHINE WORKS INC	90			90					
	COASTCRAFT INC	647			469		178			
	COBARC SERVICE INC	31	31							
	CROWN MEAT CO INC	73	73							
	CURTICE-BURNS INC	556							556	
	ECONOMICS LABORATORY INC	28	28							
	EFFECTIVE ROOFING & CONSTR INC	32	32							
	FORT STEILACOOM COMM CLG	89	89							
GAME TIME INC	27	27								
GRAYBAR ELECTRIC COMPANY INC	110				110					

PRIME CONTRACT AWARDS BY STATE, CITY AND CONTRACTOR
FISCAL YEAR 1984 (OCT - SEP)
WASHINGTON

LOCATION NAME	CONTRACTOR NAME	DOD TOTAL	(DOLLARS IN THOUSANDS)					OCE	O
			ARMY	NAVY	AIR FORCE	DLA			
SEDRO WOOLLEY	KENNEDY-JOHNSEN LUMBER INC	131				131			
	SKAGIT CORPORATION	35				35			
TOTAL - SEDRO WOOLLEY		256				166		90	
SELAH	WHEEL HORSE PRODUCTS INC	32				32			
SHELTON	CERTIFIED MFG COMPANY INC	36			36				
SILVANA	AMERICAN CONSTRUCTION CO INC	38						38	
	NORTH CONSTRUCTORS	88						88	
TOTAL - SILVANA		126						126	
SILVERDALE	HONEYWELL INC	6,434		6,434					
	PROTECH SYSTEMS CORP	34		34					
TOTAL - SILVERDALE		6,468		6,468					
SNOHOMISH	BOWHAY MACHINE CO	31			31				
	NICOL MACHINE	51			51				
TOTAL - SNOHOMISH		82			82				
SOUTH BEND	QUEEN FISHERIES INC	36				36			
SPOKANE	A T & T TECHNOLOGIES INC	117	117						
	ARMCO INC	263	175					88	
	BANNER FURNACE & FUEL INC	1,217				1,217			
	BESTWAY FUEL & SPRAY SERVICE	296				296			
	BLACKS-INDUSTRIAL INC	87			87				
	BOURGault F R CONSTRUCTION CO	139		139					
	BRIGGS OIL COMPANY INC	217				217			
	CAPRAL CONSTRUCTION CO INC	51					51		
	COMMERCIAL CREAMERY CO	721				721			
	CORPORATION GONZAGA UNIVERSITY	176	176						
	COYOTE CORP	458						458	
	CUDAHY COMPANY	158				158			
	DAVIDSON ALUMINUM & METAL CORP	35				35			
	DOMPIER JOHN OIL CO INC	101				101			
	ELJAY OIL CO INC	51				51			
	ENVIRONMENTAL CONCERN INC	125	125						
	FLIGHTCRAFT INC	171				171			
	GENERAL ELECTRIC COMPANY	105				105			
	GODWIN EQUIPMENT INC	1,520				1,520			
	GROHNE CO INC	66	66						
	HANSON R A CO INC	2,484				2,484			
HAWAIIAN TELEPHONE COMPANY	33			33					
HEWLETT-PACKARD COMPANY	11,931	287	1,569	9,688					
HOLLISTER STIER	42	42							
KAISER ALUMINUM & CHEMICAL	1,914				1,914				
LEVERNIER-SHEA CONSTRUCTION	4,740	99					4,641		

PRIME CONTRACT AWARDS BY STATE, CITY AND CONTRACTOR
FISCAL YEAR 1984 (OCT - SEP)
WASHINGTON

LOCATION NAME	CONTRACTOR NAME	DOD TOTAL	(DOLLARS IN THOUSANDS)					OCE	C
			ARMY	NAVY	AIR FORCE	DLA			
SEATTLE	STEEL PRODUCTS INC	164		164					
	STEVEDORING SERVICES OF AMER	479		479					
	SUN-REY CONSTRUCTION INC	514		514					
	SUPERIOR ENG & ELEC CO INC	26		26					
	SYSTEMS ARCHTECTS ENGRS INC PS	17-	17-						
	TAKISAKI JIM INC	600	600						
	TECH METALS INC	36		36					
	TEXACO INC	90					90		
	THERMODYNE	49				49			
	TODD PACIFIC SHIPYARDS CORP	33,394		33,394					
	TODD PACIFIC SHIPYD	7,756		7,756					
	TODD SHIPYARDS CORPORATION	350-		350-					
	TOTEM OCEAN TRAILER EXPRESS	354		354					
	TRANSPORT EQUIPMENT CO	61		61					
	TRI-WAY INDUSTRIES INC	40		40					
	U S DEPARTMENT OF COMMERCE	912		56				856	
	UNIV OF WASHINGTON	224				224			
	UNIVERSITY SWAGGING CORP	56				56			
	VALLEYDALE PACKERS INC	34					34		
	VERY BEST JANITORIAL CO	85	85						
	VIRCO MFG CORPORATION	47	47						
	VIRGINIA MASON RESEARCH CTR	81				81			
	VITA-MILK DAIRY INC	805	805						
	WANG LABORATORIES INC	342	175	167					
	WASHINGTON BEEF INC	41					41		
	WASHINGTON FISH & OYSTER CO	349					349		
	WASHINGTON NATURAL GAS CO	241	241						
	WASHINGTON STATE OF	159						159	
	WASHINGTON STATE UNIV	461		358					1
	WASHINGTON UNIVERSITY OF	16,272	898	16,013	723			134	5
	WELDERS SUPPLY CO INC	155		155					
	WELDERS SUPPLY NORTHWEST INC	87		87					
	WELDING EQUIPMENT CO INC	66		66					
	WESTINGHOUSE ELECTRIC CORP	114		114					
	WHITELEY-JACOBSEN	420	420						
	WIGGINS JACK CONSTRUCTION CO	170		170					
	WILL CONSTRUCTION CO INC	2,375						2,375	
	WILSON & HAYES INC	65		65					
	WOOD/HARBINGER INC	137	137						
	76 CORPORATION THE	80		80					
TOTAL - SEATTLE		2,160,229	49,931	391,760	1,664,319	29,088	5,572	19,5	
SEATTLE NAVAL SUPPOR	BOURGAULT F R CONSTRUCTION CO	133		133					
	CANRON CORP W BRIDGE DIV	26		26					
	R & G MAINTENANCE	26		26					
TOTAL - SEATTLE NAVAL SUPPOR		185		185					
SEORO WOOLLEY	CONTINENTAL EMSCO COMPANY	90						90	

PRIME CONTRACT AWARDS BY STATE, CITY AND CONTRACTOR
FISCAL YEAR 1984 (OCT - SEP)
WISCONSIN

LOCATION NAME	CONTRACTOR NAME	DOD TOTAL	(DOLLARS IN THOUSANDS)					OCE	OD
			ARMY	NAVY	AIR FORCE	DLA			
ALMA	LUHR BROS INC	799						799	
ANTIGO	AMRON CORPORATION	143	143						
	WAUKESHA BEARINGS CORPORATION	82		50			32		
TOTAL - ANTIGO		225	143	50			32		
ANTIGO	AMRON CORPORATION	2,756	2,756						
APPLETON	ALLIS-CHALMERS CORPORATION	54				54			
	APPLETON MACHINE CO INC	182		34					148
	KURZ & ROOT COMPANY	27,613	27,200	413					
	MIDWEST HANDLING INC	35						35	
	MILLER ELECTRIC MFG CO INC	1,972		37		1,534		401	
	PIERCE MANUFACTURING INC	70	70						
	PRESTO MANUFACTURING COMPANY	269						269	
	PRESTO PRODUCTS INC	188	188						
TOTAL - APPLETON		30,383	27,458	484		1,588	705	148	
ASHTON	WHITE PACKING CO OF VIRGINIA	74						74	
BADGER ARMY AMMUNITION	DURRANT GROUP INC THE	54	54						
	OLIN CORPORATION	3,987	3,987						
TOTAL - BADGER ARMY AMMUNITION		4,041	4,041						
BALDWIN	DONALDSON COMPANY INC	4,060	4,026	34					
BARABOO	OLIN CORPORATION	7,943	7,943						
	SERVO INSTRUMENT CORPORATION	62						62	
TOTAL - BARABOO		8,005	7,943					62	
BEAR CREEK	FLANAGAN BROS INC	65						65	
BELGIUM	KRIER FOODS INC	80						80	
BELOIT	COLT INDUSTRIES INC	26		26					
	COLT INDUSTRIES OPERATING CORP	8,777	8,777						
	COLT INDUSTRIES OPERATING CORP	1,431			1,431				
	COLT INDUSTRIES OPERATING CORP	28			28				
	COLT INDUSTRIES OPERATING CORP	3,427			101			3,326	
	E Z MACHINE TOOL WORKS INC	56						56	
	ECONOMICS LABORATORY INC	26						26	
	HORMEL GEO A & COMPANY	1,372						1,372	
	LITTON INDUSTRIES INC	555		555					
	LOUIS ALLID BELOIT POWER	69		69					
	OUTBOARD MARINE CORPORATION	234						234	
	SCHOONMKR SVC PTS CO INC	55						55	
TOTAL - BELOIT		16,056	8,777	2,210			5,089		

PRIME CONTRACT AWARDS BY STATE, CITY AND CONTRACTOR
FISCAL YEAR 1984 (OCT - SEP)
WISCONSIN

LOCATION NAME	CONTRACTOR NAME	DOD TOTAL	(DOLLARS IN THOUSANDS)				
			ARMY	NAVY	AIR FORCE	DLA	OCE
BELOIT WEST	COLT INDUSTRIES OPERATING CORP	72		72			
BLACK RIVER FALLS	D & S MFG	2,633	2,633				
BLOOMER	BIG STONE INCORPORATED	198				198	
BROOKFIELD	ALLIS-CHALMERS CORPORATION	179				179	
	ELMBROOK REFRIGERATION INC	516		234		282	
	KOEHRING COMPANY	202					202
TOTAL - BROOKFIELD		897		234		461	202
BUTLER	KEARNEY & TRECKER CORPORATION	407	407				
CAMP DOUGLAS	ANGELO H & COMPANY INC	64	64				
	CAMP DOUGLAS FARMERS CO-OP	32				32	
	DYSON CONSTRUCTION INC	94	94				
	INTERSTATE ROOFG WATERPROOFNG	94	94				
	LANZEL ROBERT	26	26				
	MID-STATE ASSOCIATES INC	142	142				
	OLYMPIC BUILDERS GEN CONTRS	138	138				
	PLATT CONSTRUCTION INC	161	161				
	STATE WIDE SURFACING COMPANY	100	100				
	TRU-LINE CONSTRUCTION INC	34	34				
TOTAL - CAMP DOUGLAS		946	914			32	
CAMP MCCOY	CPT CORPORATION	63	63				
	DONAHUE & ASSOCIATES INC	31	31				
	GROHNE CO INC	32	32				
TOTAL - CAMP MCCOY		126	126				
CEDARBURG	ARDOX CORPORATION	241		241			
	AUTOMATION ENGINEERING CO	56	56				
	MODULAR CONTROL COMPANY INC	711	711				
	SCOT PUMP CO	69	69				
TOTAL - CEDARBURG		1,077	836	241			
CHIPPEWA FALLS	CRAY RESEARCH INC	23,305					23,305
	DARLEY W S & CO	44	44				
	REX SYSTEMS INCORPORATED	1,296	128	1,141		27	
TOTAL - CHIPPEWA FALLS		24,645	172	1,141		27	23,305
CLINTON	CUSTOM WELDING INC	184				184	
CLINTONVILLE	DUN & BRADSTREET INC	722		350	372		
	FWD CORPORATION	58			58		
	UTILITY TOOL & BODY CO INC	6,092	6,092				
TOTAL - CLINTONVILLE		6,872	6,092	350	430		

PRIME CONTRACT AWARDS BY STATE, CITY AND CONTRACTOR
FISCAL YEAR 1984 (OCT - SEP)
WISCONSIN

LOCATION NAME	CONTRACTOR NAME	DOD TOTAL	(DOLLARS IN THOUSANDS)					GCE	GDA
			ARMY	NAVY	AIR FORCE	DLA			
COLBY	C-WAY INDUSTRIES	69	69						
TOTAL - COLBY	C-WAY INDUSTRIES INC	1,295		798	47	450			
		1,364	69	798	47	450			
COMBINED LOCKS	U S OIL CO INC	37					37		
CUDAHY	BOSTROM H O COMPANY INC	68					68		
	CRANE MFG SV CORP	359		359					
	LADISH CO	52			52				
	LUCAS-MILHAUPT INC	55		55					
TOTAL - CUDAHY	WHITE T A CO INC	57					57		
		591		414	52	125			
DELAVAN	BORG INSTRUMENTS INC	25	25						
DE PERE	FOX CONVERTING INCORPORATED	110					110		
	PREMONSTRATENSIA FATHERS INC	43	43						
TOTAL - DE PERE		153	43				110		
DURAND	TELEDYNE INDUSTRIES INC	490					490		
EAST TROY	BINKS MANUFACTURING COMPANY	393	393						
EAU CLAIRE	ALLIED SAFE & VAULT CO	191					191		
	NATIONAL PRESTO INDUSTRIES INC	1,679	1,679						
	NORTHWESTERN MOTOR CO	853		853					
	OWEN AYRES & ASSOCIATES	218	218						
	OWEN AYRES + ASSOCS	65	37						28
	ROBINS O S & CO INC	66	66						
	UNIROYAL INC	642	642						
TOTAL - EAU CLAIRE	WISCONSIN BEEF INDUSTRIES INC	2,886					2,886		
		6,600	2,642	853			3,077		28
EDBERTON	CANADIAN KENWORTH CO	80					80		
FENNIMORE	RAYOVAC CORPORATION	208	208						
FOND DU LAC	BRUNSWICK CORPORATION	80	49	31					
	MACHINERY ASSOCIATES INC	302		302					
	REINKE HANSCH & LAST INC	51	51						
TOTAL - FOND DU LAC		433	100	333					
FORT ATKINSON	AMRON CORPORATION	16,459	16,459						
	CENTRAL BUSINESS EQUIPMENT	72			72				
	FDL FOODS INC	29					29		
	JONES DAIRY FARM INC	868					868		
	NORLAND CORPORATION	64	37						
	POPE J E CO INC	127	127						

PRIME CONTRACT AWARDS BY STATE, CITY AND CONTRACTOR
FISCAL YEAR 1984 (OCT - SEP)
WISCONSIN

LOCATION NAME	CONTRACTOR NAME	DOD TOTAL	(DOLLARS IN THOUSANDS)					OCE	OOI
			ARMY	NAVY	AIR FORCE	DLA			
FORT ATKINSON	PROFESSIONAL DISP PDTS IC	91					91		
	SPACESAVER CORP	575			125	450			
	SPACESAVER SYSTEMS INC	30	30						
TOTAL - FORT ATKINSON		18,315	16,653	125	522	988		27	
FORT MCCOY	DONAHUE & ASSOCIATES INC	65	65						
	HSR ASSOCIATES INC	63	63						
	HUEY S E CO	94	94						
	NELSONS PLUMBING & ELECTRIC	134	134						
	OVERHOUSE INSULATORS	42	42						
	RAILROAD SERVICE INC	546	546						
	STABB CONSTRUCTION CORPRP	248	248						
TOTAL - FORT MCCOY		1,192	1,192						
FOUNTAIN CITY	BRENNAN J F CO INC	640						840	
	MIDWEST INDUSTRIAL FUEL INC	48					48		
TOTAL - FOUNTAIN CITY		688					48	840	
GERMANTOWN	EMPIRE GENERATOR CORPORATION	248			248				
GRAFTON	DADSON CORPORATION	76	76						
GRANTSBURG	MC NALLY INDUSTRIES INC	2,098	927		866		285		
GRANTSBURG	MC NALLY INDUSTRIES INC	265			265				
GREEN BAY	BLACK & VEATCH	27						27	
	CAPPA SYSTEMS INCORPORATED	27					27		
	DUFFEY C J PAPER CO	48	48						
	EXECUTIVE AIR PIPER SALES INC	61					61		
	FMC CORPORATION	82	40	42					
	FOTH & VAN DYKE & ASSOCIATES	144	144						
	KENDALL COMPANY INC THE	170					170		
	KRUEGER INC	122	82		40				
	KRUEGER INC	46		46					
	LITTLE RAPIDS CORP	52					52		
	LUEDTKE ENGINEERING CO	516-						516-	
	ROCKWELL INTERNATIONAL CORP	308					308		
	SCHREIBER FOODS INC	8,643					8,643		
	SWIFT & CO	215					215		
	TUFCC INDUSTRIES INC	634					634		
TOTAL - GREEN BAY		10,063	314	88	40	10,110	489-		
GREEN BAY	BROWN CTY ASC RTRD CTZNS	48					48		
GREENVILLE	GREENVILLE PRODUCTS	39	39						
GREENWOOD	CRAFT INC	81					81		

PRIME CONTRACT AWARDS BY STATE, CITY AND CONTRACTOR
FISCAL YEAR 1984 (OCT - SEP)
WISCONSIN

LOCATION NAME	CONTRACTOR NAME	DOD TOTAL	(DOLLARS IN THOUSANDS)					ODA
			ARMY	NAVY	AIR FORCE	DLA	OCE	
HABER CITY	BRENNAN J F CO INC	333					333	
HARTFORD	BELL & HOWELL CO	211	211					
	BELL & HOWELL COMPANY	938				938		
	LEBANON ELECTRIC SUPPLY CO	235				235		
	WISCONSIN INDUSTRIAL FUEL OIL	86				86		
TOTAL - HARTFORD		1,470	211			1,259		
HILLSBORO	HILLSBORO WOMENS SEWING	4,127					4,127	
HUDSON	WEST INDUSTRIES INC	109	109					
IRON RIVER	BAYFIELD ELECTRIC C-PRTV INC	159		159				
JACKSON	BADGER PHARMACAL INC	308					308	
JANESVILLE	ACCUDYNE CORPORATION	3,770	3,770					
	AMCA INTERNATIONAL CORPORATION	76				76		
	WALTERS E & CO INC	10,360	10,360					
TOTAL - JANESVILLE		14,206	14,130			76		
JANESVILLE	ACCUDYNE CORPORATION	724			724			
	RUDEL MACHINERY CO INC	42			42			
TOTAL - JANESVILLE		766			766			
KANSASVILLE	FOREIGN AREA RESEARCH INC	97						97
KAUKAUNA	RUDEL MACHINERY CO INC	71	71					
KENOSHA	ATLANTIC/TRACY INC	28	28					
	BELCO INDUSTRIES INC	121	45			76		
	CUSTOM ALUMINUM INC	29						29
	EATON CORPORATION	41	41					
	HOLLAND EQUIPMENT CO INC	87				87		
	MANU-TRONICS INC	100		100				
	NATIONAL MACHINE & TOOL CORP	707	707					
	ROEN SALVAGE CO INC	53						53
	VIERECK COMPANY INC THE	298				298		
TOTAL - KENOSHA		1,464	821	100		461		82
KEWASKUM	REGAL WARE INC	56					56	
KEWAUNEE	BLACK & VEATCH	42						42
	DUROCHER DOCK & DREDGE INC	142						142
	HALRON OIL CO INC	42					42	
	NEBEL CONSTRUCTION CO INC	60						60
	URANUS SERVICES CORPORATION	66						66
TOTAL - KEWAUNEE		352					42	310

PRIME CONTRACT AWARDS BY STATE, CITY AND CONTRACTOR
FISCAL YEAR 1984 (OCT - SEP)
WISCONSIN

LOCATION NAME	CONTRACTOR NAME	DDO TOTAL	(DOLLARS IN THOUSANDS)					
			ARMY	NAVY	AIR FORCE	DLA	OCE	ODA
KNIGHT	MACHINE PRODUCTS CO INC	102			102			
KOHLER	KOHLER CO	1,236	1,209	27				
LAC DU FLAMBEAU	AMERICAN GAGE & MACH CO	361					361	
LA CROSSE	BROTHERS SUPPLY CORP	44					44	
	DICK A B CO	27	27					
	INDECO INC	73						73
	LA CROSSE PLMBNG SPLY CO	43	43					
	MACHINE PRODUCTS CO INC	6,495	1,748	652	3,824	71		
	MARIGOLD FOODS INC	60	60					
	MIDWEST INDUSTRIAL FUEL INC	135					135	
	MINNESOTA MINING & MFG CO	35	35					
	O R C INDUSTRIES INC	118					118	
	PATTERSON PLBG & HTG CO INC	47				47		
	RAU CORPORATION	656					656	
	THOMAS BILLY O	46				46		
TRANE CO	28				28			
TRANE COMPANY THE	2,127	152	62	1,913				
WALLIS TRANE SERVICE INC	28			28				
TOTAL - LA CROSSE		9,962	2,065	914	5,866	1,024	73	
LAKE GENEVA	D E O MUSIC PRODUCTS INC	33			33			
	NORTHERN PRECISION LABS	76			76			
TOTAL - LAKE GENEVA		109			109			
LAKE MILLS	CREPACO INC	30	30					
LEADMINE	DITTMORE-FREIMUTH CORP	136			136			
LONG LAKE	BYNUM W E & COMPANY INC	29					29	
LYNXVILLE	BRENNAN J F CO INC	1,028						1,028
MADISON	AZTEC ENTERPRISES INC	39	39					
	BARRIENTOS AND ASSOCIATES INC	87						87
	BOARD OF REGENTS	68				68		
	BGC GROUP INC THE	9,567	111	90	26	9,340		
	COASTAL INDUSTRIES INC	215				215		
	CONOCO INC	120				120		
	FLAD CORPORATION	525	525					
	FRICKELTON SCHOOL OF AERONAU	128					128	
	GIBCO DIAGNOSTICS	46				46		
	HEURIKON CORPORATION	99	36					63
	KELM KEN INC	62	62					
	LUNAR RADIATION CORP	41	41					
MADISON CRUSHING & EXCVTG CO	235	235						

PRIME CONTRACT AWARDS BY STATE, CITY AND CONTRACTOR
FISCAL YEAR 1984 (OCT - SEP)
WISCONSIN

LOCATION NAME	CONTRACTOR NAME	DDO TOTAL	(DOLLARS IN THOUSANDS)						
			ARMY	NAVY	AIR FORCE	DLA	OCE	ODA	
MADISON	MADISON DAIRY PRODUCE CO INC	41					41		
	MAPPING SPECIALISTS LTD	25							25
	MATTSON INSTRUMENTS INC	136	42		94				
	MAYER OSCAR FOODS CORP	5,192					5,192		
	MEAD & HUNT INC	37	37						
	NICOLET INSTRUMENT CORPORATION	1,229	563	75	415	176			
	PLATT CONSTRUCTION INC	100	100						
	PREMONSTRANSIAN FATHERS INC	39	39						
	RAY-O-VAC	55						55	
	RAYOVAC CORPORATION	9,371	8,630	495		46			
	RIPON COLLEGE	85	85						
	ROBIN K ROBERTS & ASSOCIATES	112	112						
	SCHENSKY BUILDERS & ASSOC	89	89						
	UNIVERSITY OF WISCONSIN SYSTEM	5,939	3,538		637	1,196			368
WAVETEK ROCKLAND SCIENTIFIC	81				81				
WISCONSIN PHYSICIANS SV INSUR	4,975							4,975	
TOTAL - MADISON		38,738	14,484	1,487	1,680	15,359	150	5,368	
MADISON	NICOLET INSTRUMENT CORPORATION	85				85			
MANITOWOC	KELVINATOR COMM PRODUCTS	2	2						
	MC MULLEN & PITZ CONST CO	41-						41-	
TOTAL - MANITOWOC		39-	2					41-	
MANITOWOC	HARBOR MARINE LTD INC	238						238	
	LUBE DEVICES INC	35		35					
TOTAL - MANITOWOC		273		35				238	
MARINETTE	ANSUL WSTN HEMISPHERE TRADE	177		177					
	CARTER CHEV AGENCY INC	96					96		
	FIRE COMBAT INC	627		627					
	MARINETTE MARINE CORP	80,666		80,666					
	WORMALD FIRE SYSTEMS INC	113					113		
	WORMALD US INC	4,797	62	1,499			3,236		
TOTAL - MARINETTE		86,476	62	82,969			3,445		
MARSHFIELD	BATA SHOE COMPANY INC	370					370		
MARSHFIELD	BATA SHOE COMPANY INC	215					215		
MASON	HAZEL HILLS CORPORATION	120	120						
	HOMETOWN INC	25	25						
TOTAL - MASON		145	145						
MAUSTON	RAYOVAC CORPORATION	1,820	1,820						
MEDFORD	CONSECO INC	195		161			34		
	CONSECO, INC.	26		26					
TOTAL - MEDFORD		221		187			34		

PRIME CONTRACT AWARDS BY STATE, CITY AND CONTRACTOR
FISCAL YEAR 1984 (OCT - SEP)
WISCONSIN

LOCATION NAME	CONTRACTOR NAME	DOD TOTAL	(DOLLARS IN THOUSANDS)						
			ARMY	NAVY	AIR FORCE	DLA	OCE	ODA	
MENASHA	ASSOCIATED PRESS INC THE	30							30
	COLEMAN ENGINEERING CO	39						39	
	MANAGEMENT & TECHNICAL SVC	2,368							2,368
TOTAL - MENASHA		2,437						39	2,398
MENOMONEE FALLS	A C V INC	48					48		
	FUSION BEARING CO INC	68			68				
	KAVOURAS INC	39						39	
	STOLPER INDUSTRIES INC	175	175						
	VULCAN TECHNOLOGIES INC	250	250						
TOTAL - MENOMONEE FALLS		580	425		68			87	
MENOMONIE	MINNESOTA MINING MFG CO	27				27			
MEQUON	KREMERS-URBAN PHRMCTCLS CO	37						37	
MERRILL	BATA SHOE COMPANY INC	3,334						3,334	
MIDDLETON	GILSON MEDICAL ELECTRONICS	31	31						
	TRACOR NORTHERN INC	148	45			103			
	WEINBERG BROS & CO	54						54	
TOTAL - MIDDLETON		233	76			103		54	
MIDDLETON	TRACOR NORTHERN INC	61	61						
MILTON	ELMERS SIDING SPECIALISTS	116	116						
MILWAUKEE	ACE ELECTRIC SUPPLY CO	231					231		
	ACE ELECTRIC SUPPLY CO INC	411			242		169		
	ADJUSTABLE FIXTURE CO	137			137				
	ADVANCED TECH SALES INC	29					29		
	AERO SERVICES MILWAUKEE INC	88					88		
	ALLIS-CHALMERS	163			163				
	ALLIS-CHALMERS CORPORATION	139			98			41	
	AMBASSADOR CLEANING SERVICE	35	35						
	AMERICAN MOTORS CORPORATION	30						30	
	AMPCO-PITTSBURGH CORPORATION	360	67		313				
	AQUA-CHEM INC	3,520	2,661		500		339		
	ARKAY CORP OF WISCONSIN	88				88			
	ASTRONAUTICS CORPORATION AMER	68,439	38,239		1,107	29,059		34	
	BEATRICE FOODS CO	28	28						
	BECKER JOHN A CO INC THE	513						513	
	BIOCHEM INTL INC	52	52						
	BLACK & VEATCH	116							116
	BRILL BROS INC	56					56		
	BROWN BEARING SUPPLY CO INC	73					73		
	BURTHOM COMPANY INC	29					29		
	C & H DISTRIBUTORS INC	141			141				

PRIME CONTRACT AWARDS BY STATE, CITY AND CONTRACTOR
FISCAL YEAR 1984 (OCT - SEP)
WISCONSIN

LOCATION NAME	CONTRACTOR NAME	DOD TOTAL	(DOLLARS IN THOUSANDS)					GCE	GDA
			ARMY	NAVY	AIR FORCE	DLA	ODA		
MILWAUKEE	MARQUETTE ELECTRONICS INC	1,571	385	105	141			940	
	MARQUETTE UNIVERSITY	230	230						
	MC CLEAN-ANDERSON INC	83	83						
	MC JUNKIN CORPORATION	134				134			
	MC QUAY INC	31		31					
	MECHANICAL PRODUCTS INC	31					31		
	MEDICAL COLLO WIS THE	683	101	259	323				
	MIDWEST KNITTING MILLS INC	848	628					218	
	MILWAUKEE VALVE COMPANY INC	9,356		7,148				2,208	
	MINDECO CORPORATION	707						707	
	MORRIS HARDWARE CO INC	111						111	
	NATIONAL BLDG MNTNC INC	81				81			
	NATIONAL MANUFACTURING CO INC	559	559						
	NUCLEAR INSTRUMENTS CORP	448		448					
	OHIO TRANSMISSION CORPORATION	411						411	
	OILGEAR COMPANY THE	39	39						
	OSHKOSH TRUCK CORPORATION	48						48	
	OWENS INDUSTRIES INC	26				26			
	PHOENIX PRODUCTS COMPANY INC	252						252	
	PILLAR CORPORATION	46		46					
	PLATT CONSTRUCTION INC	708				708			
	PRESSED STEEL TANK CO INC	399						399	
	PRODUCTION STAMPING CORP	126	126						
	RADELE N J CO	603	603						
	RELATED COMPONENTS INC	155						155	
	REVERE ELECTRIC SUPPLY CO	192						192	
	RORER WILLIAM H INC	25						25	
	SCHMIDT ENG & EQP CO	437						437	
	SCHUSTER ELECTRONICS	346						346	
	SCIENTIFIC INSTRUMENTS INC	286		286					
	SEAMAN-MAXON INC	405						405	
	SEITZ MFG CO INC	27						27	
	SIMON AERIALS INC	92		92					
	SMITH L B INC	27						27	
	STATE PAINTING CO INC	85	85						
	STOWELL INDUSTRIES INC	1,729	1,729						
	SURFACE MAINTENANCE SYSTEMS	38	38						
	TELEDEX INDUSTRIES INC	197	119					78	
	TELEDYNE INC	424						424	
	URSAM CORPORATION	191						191	
	UNIVERSAL FOODS CORPORATION	34						34	
	UNIVERSITY OF WISCONSIN SYSTEM	123	123						
	WARREN COUNTY ELECTRIC SUPPLY	117						117	
	WILLIAMS STEEL & SUPPLY CO INC	48						48	
	WILSON JENKINS & ASSOCIATES	50	50						
	WISCONSIN BELL INC	173							
	WISCONSIN INDUSTRIAL FUEL OIL	17,196						17,196	
	WISCONSIN NTRL GAS CO	26				26			

PRIME CONTRACT AWARDS BY STATE, CITY AND CONTRACTOR
FISCAL YEAR 1984 (OCT - SEP)
WISCONSIN

LOCATION NAME	CONTRACTOR NAME	DDO TOTAL	(DOLLARS IN THOUSANDS)					GCE	ODA
			ARMY	NAVY	AIR FORCE	DLA			
MILWAUKEE	WIXON INDUSTRIES INC	687					687		
	ZENS HSRV MFG CO INC	62			62				
TOTAL - MILWAUKEE		158,420	57,228	19,849	33,382	45,441	167	2,353	
MILWAUKEE	ALLIS CHALMERS DISTR SV	28					28		
	ASTRONAUTICS CORPORATION AMER	38		38					
	BECKER JOHN A CO INC THE	64					64		
	COCA-COLA COMPANY INC THE	546		546					
	DITTMORE-FREIMUTH CORP	28			28				
	GENERAL ELECTRIC COMPANY	212					212		
	LARKIN INDUSTRIAL PRODUCTS	38					38		
	VAPOR BLAST MANUFACTURING CO	37		37					
TOTAL - MILWAUKEE		987		619	28	340			
MINERAL POINT	SOKOL CRYSTAL PRODUCTS INC	111					111		
MONROE	DORMAN N & CO INC	29					29		
	OAKTRON INDUSTRIES INC	46					46		
TOTAL - MONROE		75					75		
MUSKEGO	PEERLESS GEAR & ENGINEERING	51	51						
	REYNOLDS MACHINE CO INC	80-	80-						
TOTAL - MUSKEGO		29-	29-						
NECEDAH	LING PRODUCTS INC	69					69		
NEENAH	KIMBERLY-CLARK CORPORATION	5,558					5,558		
	SPECIALTY MACHINE COMPANY INC	139					139		
TOTAL - NEENAH		5,697					5,697		
NEILLSVILLE	SMELTER SUPPLY CO	26					26		
NEW BERLIN	APPLIED POWER INC	107	107						
	BEATRICE FOODS CO	404					404		
	GENERAL ELECTRIC COMPANY	8,047					8,047		
	GENERAL ELECTRIC MEDICAL SYS	275					275		
	HATZ DIESEL OF AMERICA INC	140			140				
	LITTON INDUSTRIAL PRODUCTS INC	28					28		
	TAYLOR DYNAMOMETER & MCH CO	64		64					
TOTAL - NEW BERLIN		9,063	107	64	140	8,752			
NEWBURG	POWER TEST INC	46		46					
NEW HOLSTEIN	M-B COMPANY INC OF WI	368					368		
NEW RICHMOND	CONSULTING ENGINEERS DIVERSFD	35						35	
NORTH WOODS BEACH	GENERAL MOTORS CORPORATION	450				450			

PRIME CONTRACT AWARDS BY STATE, CITY AND CONTRACTOR
FISCAL YEAR 1984 (OCT - SEP)
WISCONSIN

LOCATION NAME	CONTRACTOR NAME	DOD TOTAL	(DOLLARS IN THOUSANDS)					
			ARMY	NAVY	AIR FORCE	DLA	OCE	ODA
OAK CREEK	AMR INDUSTRIES INC	414	414					
	GENERAL MOTORS CORPORATION	36,010			36,010			
	GENERAL THERMODYNAMICS INC	98					70	
TOTAL - OAK CREEK		36,520	414	26	36,010		70	
OCONOMOWOC	MORaine INDUSTRIES INC	27					27	
	OCONOMOWOC CANNING CO	627					627	
TOTAL - OCONOMOWOC		654					654	
OCONOMOWOC	QUEST ELECTRONICS	30	30					
OCONTO	BOND PICKLE CO INC	1,130					1,130	
OSCEDOLA	NORTH WIRE INC	1,983	1,983					
OSHKOSH	HORIZON DEMOLITION	85			85			
	LAMICO INC	323					323	
	LEACH COMPANY INC	405	405					
	MEDALIST INDUSTRIES INC	30	30					
	OSHKOSH TRUCK CORPORATION	268,597	238,205		29,980		412	
	ROCKWELL INTERNATIONAL CORP	384	330				54	
TOTAL - OSHKOSH		269,824	238,970	85	29,980		789	
OSHKOSH	BUCKSTAFF COMPANY THE	42			42			
	LAMICO INC	173					173	
	OSHKOSH TRUCK CORPORATION	908				908		
TOTAL - OSHKOSH		1,123		42	908		173	
OSSEO	J B I INC	3,676	3,463		213			
OXFORD	FEDERAL PRISON INDUSTRIES INC	5,208	174	4,100	95		837	
	FEDERAL PRISON INDUSTRIES INC	1,953	1,953					
	UNICOR METAL DIVISION	584			584			
TOTAL - OXFORD		7,743	2,127	4,100	679		837	
PENCE	NETZ GLOVE & MITTEN CO	417					417	
PESHIGO	SENTINEL STRUCTURES INC	52					52	
PHILLIPS	INDUSTRIAL AIR PRODUCTS INC	421		421				
PICKETT	NAAS FOODS INC	165					165	
POPPLE LAKE	ASSOCIATED MILK PRODUCERS INC	42					42	
PORTAGE	ASSOCIATED MILK PRODUCERS INC	547					547	
PORT WASHINGTON	AQUA-TECH INC	66					66	

PRIME CONTRACT AWARDS BY STATE, CITY AND CONTRACTOR
FISCAL YEAR 1984 (OCT - SEP)
WISCONSIN

LOCATION NAME	CONTRACTOR NAME	DOD TOTAL	(DOLLARS IN THOUSANDS)						
			ARMY	NAVY	AIR FORCE	DLA	OCE	ODA	
PORT WASHINGTON	AQUATECH INC	105					105		
	BOLENS CORPORATION	56					56		
	ENVIRONMENTAL HLTH RESRCH	60					60		
TOTAL - PORT WASHINGTON		287					287		
PORT WASHINGTON	MODERN EQUIPMENT COMPANY	73		73					
POYNETTE	OCONOMOWOC CANNING CO	213					213		
RACINE	CASE J I	306			51	255			
	CASE J I COMPANY	780	467	34				279	
	ELECTROLOCK INC	67						67	
	EWANS PRODUCTS COMPANY	233	233						
	JACOBSEN DIV OF TEXT	87	87						
	JOHNSON S C & SON INC	190						190	
	MASTER APPLIANCE CORP	205	127			28		50	
	MOXNESS PRODUCTS INC	900						900	
	QUALHEIM INC	260						260	
	STYBERG E C ENGINEERING CO	150				150			
	TOLEDO SCALE COMPANY	194						194	
	TWIN DISC INCORPORATED	358	155	168				35	
	WORTHEN JOE INC	46						46	
	YOUNG RADIATOR COMPANY	539	511					28	
TOTAL - RACINE		4,315	1,580	253	433		2,049		
RANDOM LAKE	KRIER FOODS INC	250						250	
REEDSBURG	SEATS INCORPORATED	65	65						
RICE LAKE	MASTERCRAFT INDUSTRIES	245						245	
RIPON	RIPON COLLEGE	90	90						
RIVER FALLS	UNITEX INDUSTRIES INC	121			87	34			
RIVER FALLS	UNITEX INDUSTRIES INC	79			79				
SEYMOUR	BRONSON ELECTRONICS CORP	87					87		
SHEBOYGAN	AERO METRIC ENGINEERING INC	676	600						76
	ARTISAN SEATING INT L	77			77				
	COMMERCIAL OFF ENVIRONMENTS	97			97				
	CONSIN COMPONENTS CORP	2,369	2,369						
	EBENREITER WOODWORKING CO	516			315	201			
	GILLEN EDWARD E COMPANY	353							353
	GILTENBERG INC	45	45						
	OPTENBERG INC	180			32		148		
TOTAL - SHEBOYGAN	VOLLRATH COMPANY INC THE	4,313	3,014	521	201		148	429	

PRIME CONTRACT AWARDS BY STATE, CITY AND CONTRACTOR
FISCAL YEAR 1984 (OCT - SEP)
WISCONSIN

LOCATION NAME	CONTRACTOR NAME	DDO TOTAL	(DOLLARS IN THOUSANDS)					GCE	ODA
			ARMY	NAVY	AIR FORCE	DLA			
SHEBOYGAN	AERO METRIC ENGINEERING INC	155						155	
	EBENREITER WOODWORKING CO	263		34	229				
TOTAL - SHEBOYGAN		418		34	229			155	
SHEBOYGAN FALLS	KOHLER GENERAL CORP	53			53				
SHEBOYGAN SOUTH	EBENREITER WOODWORKING CO	221		221					
SOUTH MILWAUKEE	REVERE ELECTRIC SUPPLY CO	155					155		
SPARTA	B H SERVICES	63	63						
	BONDED JANITOR & MAIN SERVICE	214	214						
	NORTHERN PROPANE GAS CO	321							
	NORTHERN ST PWR CO WI CORP	178	178						
	SPARTA HME & BLDG CTR INC	57	57						
TOTAL - SPARTA		833	833						
SPARTA	SPARTA COOPERATIVE OIL CO	154					154		
SPOONER	STRESAU R LABORATORY INC	500	500						
SPOONER	STRESAU R LABORATORY INC	103		103					
SPRING VALLEY	SCHLOSSER R M CONST INC	60						60	
STEVENS POINT	JOERNS HEALTHCARE INC	1,505	118	127	1,260				
	WEBER TACKLE COMPANY	31	31						
TOTAL - STEVENS POINT		1,536	149	127	1,260				
STOUGHTON	AM GENERAL CORPORATION	135					135		
	ARBEE CORPORATION	37					37		
	STOUGHTON TRAILERS INC	120	120						
TOTAL - STOUGHTON		292	120				172		
STURGEON BAY	BAY SHIPBUILDING INC	287						287	
	DORCO MFG INC	89					89		
	MARINE TRAVELIFT	741		741					
	PETERSON BUILDERS INC	90,080		90,080					
TOTAL - STURGEON BAY		91,197		90,821			89	287	
SUN PRAIRIE	ANNEN BLDG & MAINT	42	42						
	G3L-HER LTD	64	64						
	SUN CATCH BUILDERS	26	26						
TOTAL - SUN PRAIRIE		132	132						
SUPERIOR	DAVIDSON M T CO INC	1,560		1,274			286		
	JOHNSON REUBEN & SON INC	832	632						
	REISS C COAL CO INC THE	31					31		

PRIME CONTRACT AWARDS BY STATE, CITY AND CONTRACTOR
FISCAL YEAR 1984 (OCT - SEP)
WISCONSIN

LOCATION NAME	CONTRACTOR NAME	DOD TOTAL	(DOLLARS IN THOUSANDS)					OCE	OD
			ARMY	NAVY	AIR FORCE	DLA			
SUPERIOR	SUPERIOR LINGLEWOOD MUNDAY	115			115				
	SUPERIOR-	477					477		
TOTAL - SUPERIOR		2,815	632	1,389			794		
SUPERIOR	DAVIDSON M T CO INC	34			34				
TREMPEALEAU	BRENNAN J F CO INC	114						114	
	ILLINOIS CONSTRUCTORS CORP	7-						7-	
TOTAL - TREMPEALEAU		107						107	
TWO RIVERS	CARRON NET COMPANY INC	104					104		
	CLASSIC MODULAR SYSTEMS INC	30	30						
	HAMILTON INDUSTRIES INC	42			42				
	HAMILTON INDUSTRIES INC	64			64				
	METAL WARE CORPORATION THE	220					220		
TOTAL - TWO RIVERS		460	30	106			324		
TWO RIVERS	HAMILTON INDUSTRIES	78					78		
UNION GROVE	MEETER BROS & CO	242					242		
VALDERS	JOHNSON INTERNATIONAL CO	26					26		
WALES	WIENS METAL PRODUCTS INC	2,601							
WALWORTH	KIKKOMAN INTERNATIONAL INC	68					68		
WASHINGTON	H M ENTERPRISES	52					52		
WATERTOWN	LINDBERG FURANCE CO	48							4
WAUKECHON	D M T CORPORATION	288				288			
WAUKESHA	A & C MACHINE REQUILDERS	234					234		
	ABEX CORPORATION	959	959						
	AMRON CORPORATION	11,233	11,233						
	BEAR ELECTRONIC INC	34				34			
	COMPUVENTURES INC	424			424				
	D M T CORPORATION	95			59	36			
	DRESSER INDUSTRIES INC	4,195			2,901		1,294		
	GENERAL ELECTRIC COMPANY	89				89			
	HEALE MANUFACTURING CO INC	305	305						
	HEIN-WERNER CORPORATION	227					227		
	HOLSUM FOOD	86					86		
	MOVEX INDUSTRIES INC	44			44				
	WAUKESHA BEARINGS CORPORATION	325			325				
	WISCONSIN CENTRIFUGAL INC	543	543						
TOTAL - WAUKESHA		16,793	13,040	3,753		159	1,841		

PRIME CONTRACT AWARDS BY STATE, CITY AND CONTRACTOR
FISCAL YEAR 1984 (OCT - SEP)
WISCONSIN

LOCATION NAME	CONTRACTOR NAME	DOD TOTAL	(DOLLARS IN THOUSANDS)					OCE	ODA
			ARMY	NAVY	AIR FORCE	DLA			
WAUKESHA	D M T CORPORATION	73			73				
	DRESSER INDUSTRIES INC	1,410		1,410					
	TELEDYNE INDUSTRIES INC	165		165					
TOTAL - WAUKESHA		1,648		1,575	73				
WAUNAKEE	OCCONOMOWOC CANNING CO	433				433			
WAUSAU	CASE J I COMPANY	1,497				1,497			
	D H D INC	30				30			
TOTAL - WAUSAU		1,527				1,527			
WAUWATOSA	MEDOVATIONS INC	34				34			
WEST ALLIS	ALLIS-CHALMERS CORPORATION	118				78	40		
WINNEBAGO	WISCONSIN ORDNANCE WORKS LTD	1,684	1,684						
WISCONSIN DELLS	BIG JOE MFG CO	572				572			
WITTENBERG	GLOVERS MANUFACTURING INC	1,767	1,148			619			
WONEWOC	RAYOVAC CORPORATION	429	429						
TOTAL - WISCONSIN		959,207	452,581	218,822	117,303	131,885	5,020	33,596	

PRIME CONTRACT AWARDS BY STATE, CITY AND CONTRACTOR
FISCAL YEAR 1984 (OCT - SEP)
WYOMING

LOCATION NAME	CONTRACTOR NAME	DOD TOTAL	(DOLLARS IN THOUSANDS)					ODA
			ARMY	NAVY	AIR FORCE	DLA	OCE	
BAGGS	OLSON L M INC	106						106
CASPER	CASPER AIR SERVICE	39					39	
	ENERGY DISTRIBUTING CO	355					355	
	STANDARD OIL COMPANY INDIANA	1,304					1,304	
TOTAL - CASPER		1,698					1,698	
CHEYENNE	AERO VENTURES INC	133					133	
	AMF WYOTT INC	2,111					2,111	
	ARIX A PROFESSIONAL CORP	269	269					
	CENTRAC ASSOCIATES INC	30			30			
	CHIEF OIL CORPORATION	92					92	
	FLEISCHLI OIL CO INC	999					999	
	GENERAL ELECTRIC	37	37					
	IDEAL AEROSMITH INC	133	100					
	KEMPER ARCHITECTS	132			132			
	LEWAN & ASSOCIATES INC	33	33					
	NORTH AMERICAN ROOFING CO INC	393	393					
	SPERRY CORPORATION	41	41					
	TETON CONSTRUCTION CO INC	105	105					
	WAN LEE AND ASSOCIATES INC	73	73					
	WYCOMCO INC	65				65		
TOTAL - CHEYENNE		4,646	1,051		260		3,335	
F.E. WARREN AIR FORC	ANDERSON & HASTINGS CON ENGR	78	78					
	ASTRONAUTICS CORPORATION AMER	323	323					
	AVI INC	163	163					
	BANNER ASSOCIATES INC	497	497					
	BRD OF PUBLIC UTILITIES	43			43			
	CENTRAC ASSOCIATES INC	86	86					
	CHEYENNE LIGHT FUEL & PWR CO	286			286			
	CONSOLIDATED CONSTRUCTION INC	1,695	1,553		142			
	CORNERSTONE BUILDERS INC	186	186					
	DAVIS PARTNERSHIP PC	162	162					
	FEDERAL DATA SYSTEM CORP	85						
	GROATHOUSE CONSTRUCTION INC	1,254	1,254					
	KEELER FARRIS JV	61	61					
	KEMPER ARCHITECTS	110	110					
	KETCHUM KONKEL & AUSTIN	126	126					
	LOGISTICAL SUPPORT	101			101			
	ROGERS NAGEL LANGHART	346	346					
	RURAL ELECTRIC CO	332			332			
	SCHOLLEY CADWELL ASSOC	299			299			
	SWANSON-RINK & ASSOCIATES INC	180	180					
	TRI-CONSULTANTS INC	188	188					
	TSP WYOMING	121	121					
	UNITED STATES DEPARTMENT INTR	28			28			
	UNIVERSITY OF WYOMING	513			513			

PRIME CONTRACT AWARDS BY STATE, CITY AND CONTRACTOR
FISCAL YEAR 1984 (OCT - SEP)
WYOMING

LOCATION NAME	CONTRACTOR NAME	DDO TOTAL	(DOLLARS IN THOUSANDS)					
			ARMY	NAVY	AIR FORCE	DLA	OCE	ODA
F.E. WARREN AIR FORC	WYOMING BUILDING MAINTENANCE	48			48			
TOTAL - F.E. WARREN AIR FORC		7,311	5,434		1,792			85
FRANCIS E. WARREN AI	AMTEC INC	1,349			1,349			
	BRD OF PUBLIC UTILITIES	140			140			
	BRONCO DISPOSAL SERVICE	53			53			
	CHEYENNE LIGHT FUEL & PWR CO	907			907			
	COLORADO MOISTURE CONTROL INC	349			349			
	CONSOLIDATED CONSTRUCTION INC	572			572			
	CRIMSON ENTERPRISES INC	91			91			
	CRIMSON ENTERPRISES INC	786			786			
	DALE W G ELECTRIC CO	29			29			
	DENVER ENGINEERING CORP	30			30			
	DURANGO MAINTENANCE	95			95			
	E M C ENGINEERS INC	40			40			
	ENERGY ECONOMICS INC	528			528			
	FOOD SERVICE INC	364			364			
	K & H DISPOSAL CO	69			69			
	L F LEIKER CONSTRUCTION	1,754			1,754			
	LINE CONSTRUCTION CO	29			29			
	M & H CONTRACTORS	94			94			
	MOUNTAIN STATES MECHANICAL INC	155			155			
	RURAL ELECTRIC CO	449			449			
	SHORT ROBT & SONS CONSTR	87			87			
	TRAIL BRONC INC	24			24			
	TRI REI	1,772			1,772			
	WESTERN MODULAR SYSTEMS INC	94			94			
	WESTERN SHEET METAL & ROOF CO	149			149			
	WHEATLAND RURAL ELEC ASSN INC	27			27			
TOTAL - FRANCIS E.	WARREN AI	10,036			10,036			
GREEN RIVER	CHURCH & DWIGHT CO INC	34					34	
JACKSON	BATEMAN BROTHERS EXCVTG CO	28						28
	DAWSON OIL COMPANY	33					33	
TOTAL - JACKSON		61					33	28
LANDER	LANDER CORP	58					58	
LARAMIE	UNIVERSITY OF WYOMING	455	118	339				
MENCASTLE	WYOMING REFINING CO DIV OF HER	29,241					29,241	
POWELL	POWELL CITY OF	70	70					
RIVERTON	SAGE INSTIT INTERNATIONAL	1,317						1,317
SINCLAIR	SINCLAIR MARKETING INC	18,548					18,548	

PRIME CONTRACT AWARDS BY STATE, CITY AND CONTRACTOR
FISCAL YEAR 1984 (OCT - SEP)
WYOMING

LOCATION NAME	CONTRACTOR NAME	DOD TOTAL	(DOLLARS IN THOUSANDS)					OCE	ODA
			ARMY	NAVY	AIR FORCE	DLA			
TOTAL - WYOMING		73,581	6,671	339	12,088	52,947	134	1,402	

PRIME CONTRACT AWARDS BY STATE, CITY AND CONTRACTOR
FISCAL YEAR 1984 (OCT - SEP)
DOMESTIC

LOCATION NAME	CONTRACTOR NAME	DOD TOTAL	(DOLLARS IN THOUSANDS)					
			ARMY	NAVY	AIR FORCE	DLA	OCE	ODA
	CLASSIFIED	46,983	33,032		13,931			
	CUBIC CORPORATION	32		32				
	INDEPENDENT DOMESTIC COMMUN	48,921						48,921
	PRYBYLowski & GRAVING INC	248		248				
TOTAL - DOMESTIC		96,164	33,032	280	13,931			48,921

END

DATE
FILMED

8 - 86