

NEW PRODUCTS



No. 1341 Stainless Steel Hinge, page B-45



No. 1806 CFL Vaporproof Fixture, page B-52.



No. 1810EX High Efficiency, Low-temp Fluorescent Fixture, page B-54



No. 1920 Safety Vue Window, page B-61



No. 1845 Magnum Flow Ventilator, page B-62

CONTENTS

ITEM NUMBER INDEX	B-2
SAFETY WARNINGS.....	B-2
KASON CUSTOM HARDWARE	B-3

LATCHES & LOCKING SYSTEMS

SECUREGUARD™ Locking System	B-4
Locking Deadbolt	B-5
Locking Inside Release Systems.....	B-6
SafeGuard®	B-7 - 12
Heavy Duty.....	B-13 - 14
HD Multiple Seal	B-15
Iron	B-16
Dutch	B-16
Inside Release Handles	B-17 - 18
Super Freezer	B-25 - 26
Explosion Venting.....	B-27

LOCKING HANDLES

HINGES

Kason Hinge Selector.....	B-28
Performer	B-29 - 30
Reversible Cam-Rise	B-31 - 35
Spring Assisted	B-34 - 35
HD Cam Rise	B-36 - 39
Aluminum	B-39
Forged Brass	B-40
Steel Strap.....	B-41
Iron Strap.....	B-42
Double Knuckle.....	B-43 - 45
Stainless Steel.....	B-45 - 46
Super Freezer	B-47

DOOR CLOSERS

Spring Action.....	B-48, B-51
Hydraulic	B-49, B-50

REFRIGERATION LIGHTING

CFL Vaporproof.....	B-52
High Efficiency Fluorescent, 48"	B-54
Compact CFL, 12"	B-56
Compact Incandescent, 12"	B-57
KASCALC™ Lighting Estimator Service..	B-57
Standard Incandescent Vaporproof	B-58
Motion Sensor.....	B-60

VUE-WINDOW

PRESSURE RELIEF PORTS

Magnum Flow	B-62
Low Temp.....	B-63
Narrow Jamb	B-65
Standard Ports	B-66

VINYL CURTAINS & DOORS.....

FABRICATION SUPPLIES

Safety-GLOW™ Push Panel.....	B-21
Rubbeseal™ Silicone Sealant	B-70
Vinyl Gaskets.....	B-70

PANEL FASTENERS

Foamed-In-Place	B-71
Rigid Rail.....	B-76
Slab Foam	B-78
Adapters & Accessories	B-81

PROTECT YOUR INTEGRITY

Protect your product integrity with the most innovative, dependable and long-lasting hardware in the business — Kason.

Walk-in manufacturers have made Kason the first name in quality hardware and panel fasteners for more than 75 years. We retain that leadership through close relationships with our customers and thorough knowledge and understanding of their requirements.

Kason hardware and accessories continually evolve to better meet the demands of the industry. If a product does not fit an application, we develop a new product. Walk-in manufacturers benefit from our incomparable knowledge and experience, because Kason products work better and last longer. Our time-tested hardware and accessories engineered specifically for walk-in requirements provide true value.

Kason products help your walk-ins accomplish what your customers demand of them.

KASON PRODUCT LINES

■ HARDWARE & ACCESSORIES FOR

- Reach-In Coolers, Freezers and Refrigerators
- Walk-In Coolers, Freezers and Test Chambers
- Ovens & Heated Holding Cabinets
- Food Prep & Serving Equipment
- Cabinets & Cafeteria Equipment
- Truck Bodies

- PANELock™ PANEL FASTENERS
- DOORWARE® SLIDING DOOR OPERATING SYSTEMS
- ELECTRICAL DEVICES & LIGHTING FIXTURES
- THERMALFLEX® VINYL STRIP CURTAINS & SWING DOORS
- CASTERS & CASTER LEGS

On the Web
www.kasonind.com.

KASON CONTACTS

U.S.A. TOLL FREE

1.800.93KASON (800.935.2766)

CANADA

PH: 905.713.6515

FX: 905.713.6518

INTERNATIONAL

E-MAIL: MKatz@www.kasonind.com

Kason Industries, Inc., 57 Amlajack Boulevard,
Newnan, Georgia 30265

PATHOGUARD™ ANTIMICROBIAL MODELS AVAILABLE

PathoGuard treated products help prevent odor, staining, and deterioration of the product by non public health mold, bacteria, and fungus. Regular cleaning and sanitization practices are required if public health is a concern. Consult your Kason representative.

ITEM NUMBER INDEX

ITEM	PAGE	ITEM	PAGE	ITEM	PAGE
0027C.....	B-22	1151	B-80	1810EX.....	B-54
0028.....	B-19	1152	B-80	1818-02.....	B-57
0036	B-6	1153	B-77	1818-24	B-56
0045	B-13	1154	B-78	1825	B-65
0046	B-14	1155	B-78	1830	B-66
0049	B-16	1156	B-77	1832	B-66
0050	B-13	168RBP.....	B-72	1832LT.....	B-63
0051	B-14	1168RP	B-73	1834	B-66
0052	B-16	1168RT.....	B-72	1836	B-66
0053	B-16	1169L	B-81	1845	B-62
0055	B-7	1169P	B-73	1901	B-60
0056	B-8	1169S	B-81	1920	B-61
0057	B-4	1173	B-75	3015	B-70
0058	B-10	1178RP	B-73	3016	B-70
0059	B-10	1178S	B-81	3700	B-70
0077	B-12	1188L.....	B-81	4545	B-15
0094	B-47	1188RBP	B-74	4646	B-15
0188	B-25	1188RP	B-74	5050	B-15
0188X	B-27	1188RT.....	B-74	5151	B-15
0189	B-25	1188S	B-81	5582	B-7
0189X	B-27	1189P	B-74	5656	B-8
0199	B-26	1190	B-75		
0480	B-18	1214	B-42		
0481	B-17	1229C.....	B-24		
0481SA	B-11	1236	B-21		
0482	B-17	1238	B-23		
0483	B-18	1239	B-23		
0486	B-17	1240	B-39		
0487	B-17	1241	B-43		
0489	B-17	1243	B-33		
0556	B-11	1245	B-31		
0944	B-5	1246	B-31		
0948C.....	B-6	1248	B-34		
0998	B-47	1249	B-34		
1037	B-40	1251	B-44		
1055	B-40	1255	B-35		
1073	B-40	1256	B-35		
1074	B-41	1275	B-36		
1075	B-41	1276	B-36		
1076	B-41	1277	B-37		
1091	B-51	1341	B-45		
1092	B-50	1345	B-28		
1093	B-50	1377S.....	B-46		
1094	B-49	1398	B-39		
1095	B-48	1409	B-42		
1097	B-51	1802	B-58		
1138	B-81	1803	B-58		
1145	B-81	1804	B-58		
1147	B-81	1806	B-52		

SAFETY WARNINGS

SAFETY LATCHING

Where there is a possibility of entrapment within a latched enclosure, the use of a latch or handle fitted with an inside release mechanism is mandatory. Entrapment can cause serious injury or death. Latches without this feature that are shown in this catalog are intended for use only on units with insufficient space for entrapment.

SAFEGUARD® LATCHES

SafeGuard® latches prevent entrapment in walk-ins when used with the appropriate inside release handle. SafeGuard® latches can be released with the inside release mechanism whether cylinder locked or padlocked.

INSIDE RELEASE MECHANISMS

Equipment manufacturers must test the operation of inside release mechanisms for proper function after installation and before delivery to the end user. For an inside release to function properly, all designated parts must be installed correctly.

LIFT-OFF HINGES - CAUTION TO END USERS

Do not use a wedge to prop open a door fitted with lift-off hinges. In special conditions, such as strong wind, the door could be forced up the wedge and disengaged from the hinges. If a hold-open is required, choose one that is suitable for the application.



CUSTOM HARDWARE

CHALLENGE US

When leading equipment manufacturers want a new look for their top lines of commercial coolers and freezers they turn to Kason. We have the R&D and production expertise to turn a concept into practical and efficient door hardware.

You can see the results of OEM/Kason collaboration on some of the best selling food service and refrigeration equipment in the industry.

Our dedicated research and development staff persistently search for pioneering design concepts. They insist on engineering integrity and precise, in-line quality control. That is how we have developed such successful and trustworthy product lines as SafeGuard® inside releasing latches, Pacesetter handles and hinges, Trapper™ cooking hood grease filters and Panelock™ cam-locking panel fasteners.

Kason production facilities boast state-of-the-art installations, featuring fully automated die-casting, polishing and electroplating, as well as a full range of electronically controlled and robotic machinery. We require the finest raw materials, accurate machine tolerances and the highest level of finishing. A skilled and experienced production staff maintains the Kason tradition of product excellence. The Kason commitment to superior manufacturing assures you consistently high quality products at the greatest value. Quality assurance is integrated into every step of Kason operations – research and development, engineering, manufacturing, packaging, shipping, and customer service.

Call on Kason for your custom and personalized hardware needs. From adding your logo to a standard Kason design to creating a unique hardware package, our talented design engineers will partner with your staff to develop specialty hardware and accessories to benefit your products.

Now, you can order PathoGuard™* antimicrobial protection for most Kason latches and handles.

Ask your Kason representative about our custom design, production and delivery services.

*PATHOGUARD TREATED PRODUCTS HELPS PREVENT ODOR, STAINING, AND DETERIORATION OF PRODUCT BY NON PUBLIC HEALTH MOLD, BACTERIA, AND FUNGUS. REGULAR CLEANING AND SANITIZATION PRACTICES ARE REQUIRED IF PUBLIC HEALTH IS A CONCERN.

KASON 57 SECUREGUARD™ LOCKING LATCH

COOLER/FREEZER LATCHING SYSTEM KEEPS VALUABLE STOCK SAFE

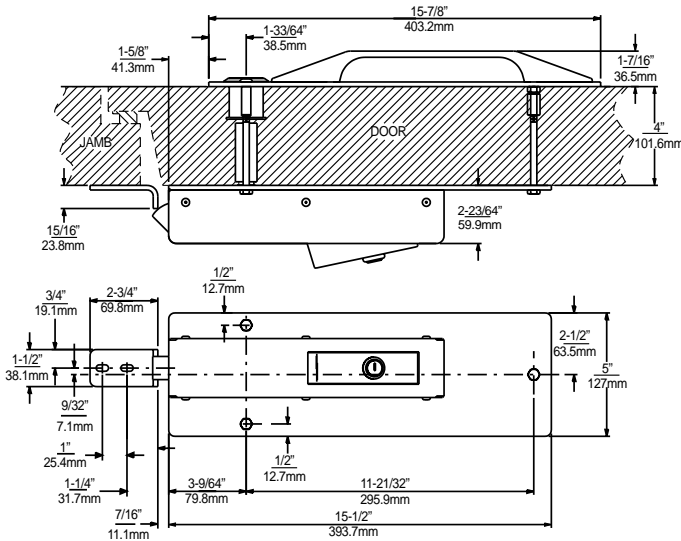
- New heavy duty latching system locks automatically when door is closed.
- Provides maximum product security and minimum product loss.
- Equipped with quality, high security brass pin-type lock cylinder.
- Saves energy and safeguards food quality because door stays shut.
- Interior latch can be locked in open position for easier access during loading.
- Retrofits easily on most walk-in cooler and freezer doors.
- Features freeze-resistant internal components.
- Available in high security and removable core cylinder lock models.



ITEM # 57 LATCH, EXTERIOR



ITEM # 57 LATCH, INTERIOR



57-04 HIGH SECURITY LOCKING SYSTEM

- Complete system with pre-assembled cylinder lock. Supplied with stainless steel strike for factory installation.
- Cylinder locks are keyed differently with random numbers.

57-08 REMOVABLE CORE LOCKING SYSTEM

- Complete system with removable figure-eight cylinder core allows fast, secure re-keying.
- Supplied with stainless steel strike for factory installation.
- Cylinder locks are keyed alike; core change key included.

57-17 THRU-BOLT STRIKE

- Stainless steel strike through-bolts with concealed bolt holes for simple, secure installation.
- Enables No. 57 latch to replace most standard walk-in latches without additional panel reinforcement. Plate covers unused screw holes.
- Use with No. 57-04 or No. 57-08 locking system flush door or door with offset up to 1-1/4" (31.6mm).

SPECIFICATIONS

MATERIAL:

Anodized aluminum mounting plates and latch body cover, die-cast Zamak latch tongue, die-cast Zamak outside pull handle with polished chrome finish, stainless steel inside push handle and strike, non-conductive plastic couplings.

MOUNTING:

Mounts with 3 bolts on 4" thick door, 30" wide or greater. Latch and handle through-bolt with hidden hardware.

OPTION:

BEST interchangeable core lock cylinders available.

Model No.	Item	Quantity/ Carton	Approx. Weight/ Carton
0057000004	Locking System w/High Security Lock, Offset Flush	1	12 lb. (5.4kg)
0057000008	Locking System w/ Removable Core Lock, Offset Flush	1	12 lb. (5.4kg)
0057000017	Thru Bolt Strike, Offset Flush to 1-1/4" (31.6mm)"	1	2 lb. (0.9kg)



KASON 944 LOCKING DEADBOLT LATCH PROTECTS PRODUCTS

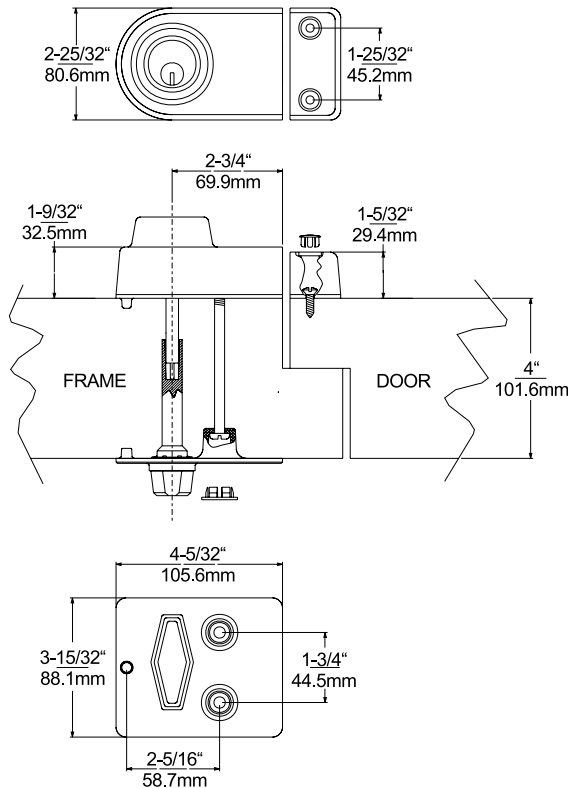
U.S. Patent No. 6,877,346 & D524,143S



ITEM # 944 LATCH, EXTERIOR



ITEM # 944 LATCH, INTERIOR



VERSATILE CYLINDER LOCKING DEADBOLT LATCH SECURES WALK-IN COOLER/FREEZER DOORS

- Features powerful deadbolt with high-security cylinder lock and hidden fasteners to assure tamper-resistance.
- Specifically designed for flush doors for walk-in coolers and freezers.
- To resist freezing, latch mounts on door jamb and features non-conductive thermoplastic couplings.
- Heavy duty strike mounts on door.
- Five-pin, screw-in mortise cylinder lock is standard.
- Models available in polished and brushed chrome finishes.

944 DEADBOLT LATCH

Complete latch with standard strike. Available in polished or brushed chrome finish. See ordering information, below.

944 REMOVABLE CORE LOCKING SYSTEM

- Dead bolt with optional removable cylinder core allows fast, secure re-keying.
- Core change key furnished. BEST lock cylinders available

SPECIFICATIONS

MATERIAL:
Die-cast Zamak exterior bolt housing and strike; 1" solid metal throw bolt; glass-filled, composite interior plate and thumbturn; plastic thru-door shaft.

OFFSET:
Flush

CYLINDER LOCK:
Five-pin brass, screw-in. Keyed alike.

FINISH:
Polished or brushed chrome plated.

OPTION:
Latch available without cylinder lock for customer installation of separate cylinder lock.

MOUNTING:
Latch mounts on door jamb; furnished with two mounting bolts for 4" (101.6mm) thick wall; hole caps included. Strike mounts on door.

PACKAGING:
One per carton.

MOUNTING OPTION:
Latch available for wall thicknesses from 3" to 6" (76 - 59mm).

WEIGHT:
Approximately 3-1/2 lb. (89kg) per carton.

Model No.	Item	Finish
0944000004	Deadbolt latch w/ Cyl. Lock & Strike	Polished Chrome
0944000005	Deadbolt latch w/ Cyl. Lock & Strike	Brushed Chrome
0944000024	Deadbolt latch w/ Removable Core Cyl. Lock & Strike	Polished Chrome
0944000025	Deadbolt latch w/ Removable Core Cyl. Lock & Strike	Brushed Chrome

KASON DEADBOLT LATCH



948C CYLINDER LOCKING INSIDE RELEASE SYSTEM

- Tamper-resistant cylinder locking system complements any pull handle or latch system.
- Mounts entirely on door, so not affected by door sag.
- Cylinder mounts with one-way slotted screws for extra security.
- Turn of the lever unlocks or re-locks door from inside; no parts to remove or reposition.

SPECIFICATIONS

MATERIAL/FINISH:
LOCK - Die-cast zinc/polished chrome.

INSIDE RELEASE - Metal hub and flange, stainless steel arm and bolt, nylon bushing and shaft, polypropylene strike.

MOUNTING:
Mounts through door with No. 10 (5.0mm) flat head screws.

SHAFT LENGTH:
Standard for 4" (101.6mm) door thickness. Custom lengths available; specify door thickness when ordering.

PACKAGING:
24 per carton.

WEIGHT:
23.2 lb. (10.5kg) per carton.

Model No.	Item
0948C00004	Cylinder Housing w/Inside release
May be keyed alike or differently; 5 Key changes available; please specify	

36 PADLOCKING HASP WITH INSIDE RELEASE

- Simple padlocking hasp secures any walk-in cooler or freezer door.
- To lock, move stainless steel locking bar to horizontal position across door, then secure with your padlock.
- Installs fast at the plant or in the field with simple, through-the-jamb mounting.
- Tamper-resistant because fasteners are covered when unit is locked.
- When open, holds padlock to prevent loss.

SPECIFICATIONS

MATERIAL/FINISH:
Chrome plated die-cast zinc post; stainless steel locking bar with brushed finish; polycarbonate twist-off knob.

OFFSETS:
See order information.

MOUNTING:
Mounts through door jamb for right- or left-opening door. Drilled and countersunk for concealed No. 10 (5.0mm) flathead screws.

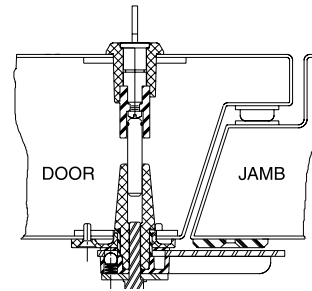

ROD LENGTH:
Standard for 4" (101.6mm) door thickness. Custom lengths available with quantity orders; specify door thickness when ordering.

PACKAGING:
12 per carton.

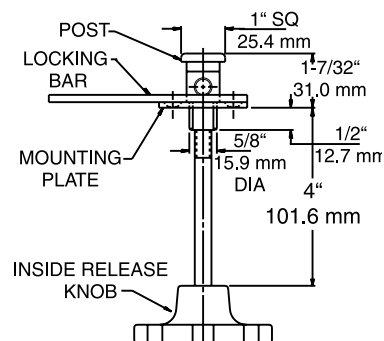
WEIGHT:
13.2 lb. (6.0kg) per carton.

Model No.	Offset
0036000002	Flush (0.0 mm)
0036000006	1-1/8" (28.6 mm)
0036000008	1-3/8" (34.9 mm)

ITEM # 948C NSF



ITEM # 36





ITEM # 55

55 SAFEGUARD® LATCH

This pioneer, heavy duty refrigeration equipment safety latch has been imitated but never matched in rugged mechanical features and value. Designed to prevent accidental entrapment in walk-ins.

- Designed for large doors and test chambers that require a positive latch.
- Complete with inside release lever to prevent accidental entrapment in locked walk-ins. Inside lever releases cylinder-locked or padlocked door.
- Patented Kason micro-adjustable strike assures precise adjustment.

SPECIFICATIONS

MATERIAL:
High pressure die-cast zinc body and strike housing, malleable iron handle, cold rolled steel inside release paddle assembly.

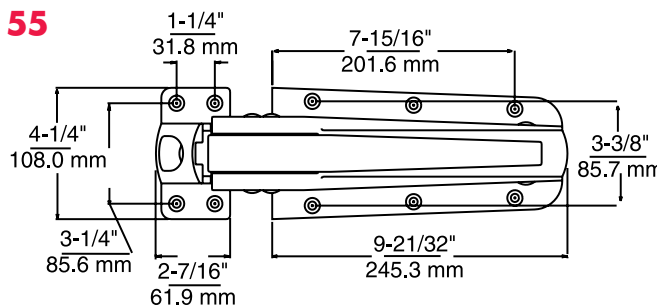
FINISH:
See ordering information.

MOUNTING:
Holes drilled and countersunk for 1/4" (6.0mm) screws.

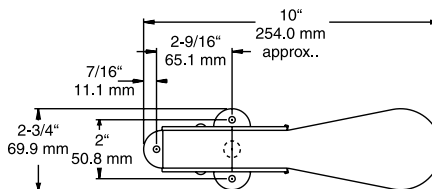
DOOR THICKNESS:
Plunger rod for inside release handle fits 6" (152.4mm) door. Specify other door thickness.

SPRING OPTIONS:
Specify preference as follows:
55XL – Latch with light spring.
55XXL – Latch with extra-light spring; use with Kason 486 or 489 push-type inside release. For inside releases, see pages B-20 and B-21.

PACKAGING/ WEIGHT:
1 per carton / Approx. 14 lb. (6.4kg) per carton.



**ITEM # 55
INSIDE
RELEASE**



Model No.	Offset	Finish
0055000020	Flush to 3/16" (0.0 to 4.8 mm)	Polished Chrome
0055000024	3/4" to 1-1/8" (19.0 to 28.6 mm)	Polished Chrome
0055000028	1-1/8" to 1-5/8" (28.6 to 41.3 mm)	Polished Chrome
0055000032	1-3/8" to 1-7/8" (34.9 to 47.6 mm)	Polished Chrome
0055000065	Flush to 3/16" (0.0 to 4.8 mm)	Tuffkote
0055000066	3/4" to 1-1/8" (19.0 to 28.6 mm)	Tuffkote
0055000068	1-1/8" to 1-5/8" (28.6 to 41.3 mm)	Tuffkote
No. 55 bodies and strikes may be ordered separately.		
Brushed Chrome and Powder Coat finishes available. Request information.		
5582000004	1-1/8" to 1-5/8" (28.6 to 41.3 mm)	Chrome

5582 FREEZER LATCH

Some features and specifications as No. 55, except uses fiberglass rod and neoprene washer as cold barrier and inside release is rubber-coated to minimize surface frosting.





ITEM # 56 **NSF®**

56 SAFEGUARD® LATCH

- Bolt-type tongue provides positive locking action.
- Proven, heavy-duty construction outlasts similar latches in hard commercial use.
- Patented Kason adjustable strike assures precise adjustment.
- Padlocking provision standard on all models.
- Accepts Kason inside release lever to prevent accidental entrapment in locked walk-ins.
- Inside lever releases cylinder-locked or padlocked door.
- Unsurpassed for long life and reliability.

SPECIFICATIONS

MATERIAL:
High pressure die-cast zinc body and strike housing, malleable iron handle.


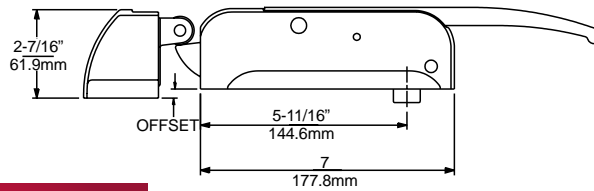
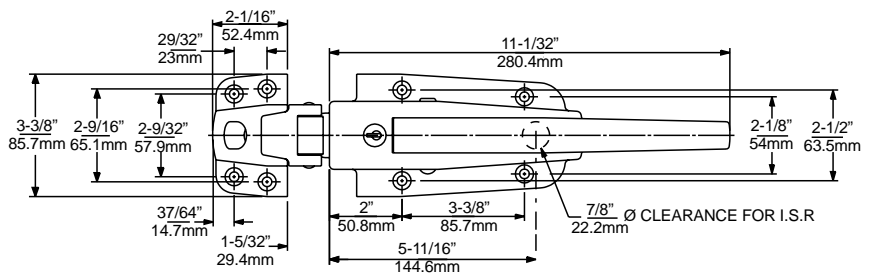
FINISH:
See ordering information. Powder coat finishes available for use in extreme environmental conditions. Request information.

MOUNTING:
Holes drilled and countersunk for 1/4" (6.0mm) screws.

PACKAGING/WEIGHT:
6 body assemblies per carton/approx. 30 lb. (14kg) per carton.

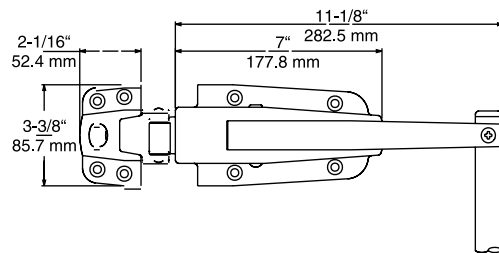
6 strike assemblies per carton/
approx. 10 lb. (4.5kg) per carton.

INSIDE RELEASE:
Order separately.



ITEM # 5656

PathoGuard™ treated antimicrobial handles available. Consult your Kason representative.



5656 TWO-POINT LOCKING LATCH

Two No. 56 latches with stainless steel connecting rod. Lower latch is cylinder locking. Rod is 7/8" (22.2mm) diameter and 37-1/4" (946.2mm) long. Latch has all the features of No. 56 latch.

SPECIFICATIONS

PACKAGING/WEIGHT:
1 per carton/approx... 13 lb. (5.9 kg).

56 SERIES ORDERING INFORMATION

Model No.	Item	Description	Finish
0056CH5020	Cylinder Locking Body	Heavy Spring	Polished Chrome
0056CH6021	Cylinder Locking Body	Heavy Spring	Brushed Chrome
0056CH0086	Cylinder Locking Body	Heavy Spring	Tuffkote
0056CL5020	Cylinder Locking Body	Light Spring	Polished Chrome
0056CL6021	Cylinder Locking Body	Light Spring	Brushed Chrome
0056CL0086	Cylinder Locking Body	Light Spring	Tuffkote
0056CX5020	Cylinder Locking Body	X-Light Spring	Polished Chrome
0056H05020	Padlocking Body	Heavy Spring	Polished Chrome
0056H06021	Padlocking Body	Heavy Spring	Brushed Chrome
0056L05020	Padlocking Body	Light Spring	Polished Chrome
0056L06021	Padlocking Body	Light Spring	Brushed Chrome
0056L00086	Padlocking Body	Light Spring	Tuffkote
0056XL5020	Padlocking Body	X-Light Spring	Polished Chrome
0056XL6020	Padlocking Body	X-Light Spring	Brushed Chrome
0056XL0086	Padlocking Body	X-Light Spring	Tuffkote
0056005002	Strike	-1/8" to 1/4" (-3.2 to 6.4 mm)	Polished Chrome
0056005003	Strike	3/4" to 1-1/2" (19.0 to 38.1 mm)	Polished Chrome
0056005005	Strike	1-3/4" to 2-1/2" (44.5 to 63.5 mm)	Polished Chrome
0056005008	Strike	3" to 4" (76.2 to 101.6 mm)	Polished Chrome
0056006002	Strike	-1/8" to 1/4" (-3.2 to 6.4 mm)	Brushed Chrome
0056006003	Strike	3/4" to 1-1/2" (19.0 to 38.1 mm)	Brushed Chrome
0056006005	Strike	1-3/4" to 2-1/2" (44.5 to 63.5 mm)	Brushed Chrome
0056006008	Strike	3" to 4" (76.2 to 101.6 mm)	Brushed Chrome
005600T002	Strike	-1/8" to 1/4" (-3.2 to 6.4 mm)	Tuffkote
005600T003	Strike	3/4" to 1-1/2" (19.0 to 38.1 mm)	Tuffkote
005600T005	Strike	1-3/4" to 2-1/2" (44.5 to 63.5 mm)	Tuffkote
005600T008	Strike	3" to 4" (76.2 to 101.6 mm)	Tuffkote
0056CM0004	Cylinder Kit for 56C models.		

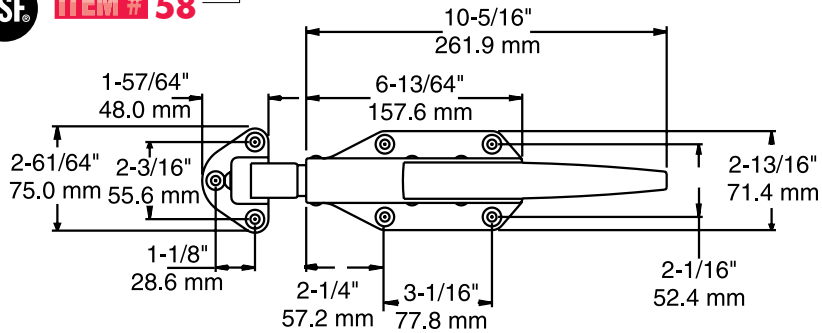
Cylinder locks may be keyed alike or differently; 5 key changes available. Please specify.

Model No.	Item	Description	Finish
5656CL0004	Cylinder Locking Two Point Latch	-1/8" to 1/4" (-3.2 to 6.4 mm)	Polished Chrome
5656L00004	Padlocking Two Point Latch	-1/8" to 1/4" (-3.2 to 6.4 mm)	Polished Chrome





NSF® **ITEM # 58**



58 RADIAL LATCH

- Designed for foam doors.
- Reliable, self-closing action provides positive tight closure with little effort.
- Releases with minimum pressure or pull from outside or from inside with Kason inside release handle.
- Works effectively with Kason door closers.
- Economical, adjustable solid head strike.
- Padlocking provision standard on all models.
- Improved design provides greater frost resistance.

PathoGuard™* treated antimicrobial handles available. Consult your Kason representative.



NSF®
ITEM # 59 ROLLER STRIKE

59 ROLLER STRIKE

For smooth, easy closure order No. 59 roller strike with No. 58 latch body.

SPECIFICATIONS

MATERIAL:
High pressure die-cast zinc.

FINISH:
Polished chrome models listed. Also available in brushed chrome, Tuffkote or powder coated for severe environmental applications.

MOUNTING HOLES:
Drilled and countersunk for 1/4" (6.0mm) screws.

PACKAGING/WEIGHT:
6 body assemblies/approx. 16 lb. (7.3kg) per carton.
6 strike assemblies/approx. 7 lb. (3.2kg) per carton.

INSIDE RELEASE:
Order separately.

Model No.	Item	Description
0058CH5020	Cylinder Locking Body	Heavy Spring
0058CL5020	Cylinder Locking Body	Light Spring
0058H05021	Body	Heavy Spring
0058L05021	Body	Light Spring
0058005001	Strike	-1/8" to 1/4" (-3.2 to 6.4mm)
0058005002	Strike	3/4" to 1-1/2" (19.0 to 38.1mm)
0058005003	Strike	1-3/4" to 2-1/2" (44.5 to 63.5mm)
0058005310035K	Flat Bottom Plate	(Does not accept inside release handle.)

Cylinder locks may be keyed alike or differently. Please specify.

Model No.	Item	Description
0059005001	Roller Strike	-1/8" to 1/4" (-3.2 to 6.4 mm)
0059005002	Roller Strike	3/4" to 1-1/2" (19.0 to 38.1 mm)
0059005003	Roller Strike	1-3/4" to 2-1/2" (44.5 to 63.5 mm)

For No. 59 Latch, order strike above with No. 58 body assembly.

*PATHOGUARD TREATED PRODUCTS HELPS PREVENT ODOR, STAINING, AND DETERIORATION OF PRODUCT BY NON PUBLIC HEALTH MOLD, BACTERIA, AND FUNGUS. REGULAR CLEANING AND SANITIZATION PRACTICES ARE REQUIRED IF PUBLIC HEALTH IS A CONCERN.





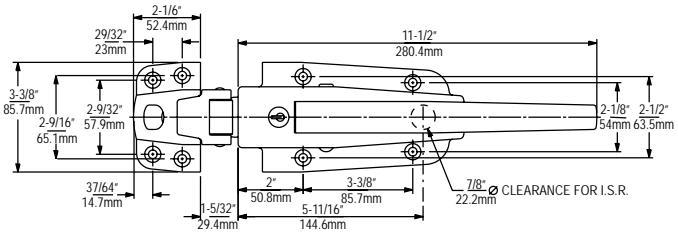
ITEM # 556



556 STAINLESS STEEL SAFEGUARD® LATCH

CORROSION RESISTANT SAFETY LATCH

- The walk-in latch unsurpassed for reliability, is now available for the most challenging applications.
- No. 556 is the tough, stainless steel model of time-tested Kason No. 56 SafeGuard® latch.
- No. 556 features unequalled strength and corrosion-resistance.
- Tamper-resistant locking mechanism and mounting are built in.
- Bolt-type tongue has positive locking action.
- Patented, adjustable roller strike assures precise adjustment.
- Padlocking provision standard on all models.
- Accepts Kason inside release lever to prevent accidental entrapment in locked walk-ins. Inside lever releases cylinder-locked or padlocked door.



SPECIFICATIONS

MATERIAL:
Polished, #316 stainless steel body and strike housing with #304 stainless steel roller.

MOUNTING:
Holes drilled and countersunk for 1/4" (6mm) screws.

INSIDE RELEASE:
Accepts No. 481SA, shown below. Order separately.

Model No.	Description
0556CL05020	Cylinder Latch Body, Light Spring
0566L005020	Padlocking Latch Body, Light Spring
0556005002	Strike, -1/8" to 3/4" (-3 - 19mm)
0556005003	Strike, 3/4" to 1-5/8" (19 - 41mm)
0556005004	Strike, 1-5/8" to 2-1/2" (41 - 64mm)
PACKAGING	6 per Carton

481SA STAINLESS STEEL INSIDE RELEASE

Opens padlocked No. 556 latch from inside of walk-in. Clearly visible Safety-Glow™ knob for added safety.



ITEM # 481SA



SPECIFICATIONS

MATERIAL:
Stainless steel rod and flange, glow-in-the-dark plastic knob.

MOUNTING:
Holes drilled for No. 10 (5mm) screws.

Model No.	Description
0481SA0400	Inside Release for 4" (102mm) Thick Door
0481SA0600	Inside Release for 6" (152mm) Thick Door*
PACKAGING	24 per Carton
*Available special order.	





ITEM # 77



77 ROLLING RADIAL LATCH

- For lighter weight foam doors.
- Radial tongue combined with a roller strike for easiest closing and smoothest opening walk-in doors.
- Releases with minimum pressure or pull from outside or from inside with Kason inside release handle.
- Mate with Kason door closer for effortless closure.
- Adjustable strike assures exact door alignment.
- Padlocking provision standard on all models.

SPECIFICATIONS

MATERIAL:
High pressure die-cast zinc.

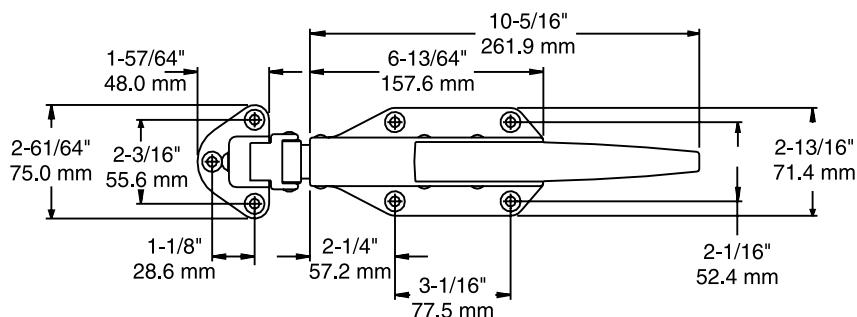
PACKAGING:
6 per carton.

FINISH:
Polished chrome models listed. Also available in brushed chrome, Tuffkote or powder coated for severe environmental applications.

WEIGHT:
Approx. 24 lb. (11.3kg) per carton.

INSIDE RELEASE:
Order separately.

MOUNTING:
Holes drilled and countersunk for 1/4" (6.0 mm) screws.



PathoGuard™* treated antimicrobial handles available. Consult your Kason representative.


Model No.	Description	Offsets
0077CH0004C	Cylinder Locking , Heavy Spring	-1/8" to 1/4" (-3.2 to 6.4 mm)
0077CH0008C	Cylinder Locking , Heavy Spring	3/4" to 1-1/2" (19.0 to 38.1 mm)
0077CH0012C	Cylinder Locking , Heavy Spring	1-3/4" to 2-1/2" (44.5 to 63.5 mm)
0077CL0004C	Cylinder Locking, Light Spring	-1/8" to 1/4" (-3.2 to 6.4 mm)
0077CL0008C	Cylinder Locking, Light Spring	3/4" to 1-1/2" (19.0 to 38.1 mm)
0077CL0012C	Cylinder Locking, Light Spring	1-3/4" to 2-1/2" (44.5 to 63.5 mm)
0077CL0026C	Body assembly for No. 77C Latches.	
0077H00004C	Latch, Heavy Spring	-1/8" to 1/4" (-3.2 to 6.4 mm)
0077H00008C	Latch, Heavy Spring	3/4" to 1-1/2" (19.0 to 38.1 mm)
0077H00012C	Latch, Heavy Spring	1-3/4" to 2-1/2" (44.5 to 63.5 mm)
0077L00004C	Latch, Light Spring	-1/8" to 1/4" (-3.2 to 6.4 mm)
0077L00008C	Latch, Light Spring	3/4" to 1-1/2" (19.0 to 38.1 mm)
0077L00012C	Latch, Light Spring	1-3/4" to 2-1/2" (44.5 to 63.5 mm)
0077L00026C	Body assembly for No. 77 Latch	

Cylinder locking latches may be keyed alike or differently; 5 key changes available; please specify.

*PATHOGUARD TREATED PRODUCTS HELPS PREVENT ODOR, STAINING, AND DETERIORATION OF PRODUCT BY NON PUBLIC HEALTH MOLD, BACTERIA, AND FUNGUS. REGULAR CLEANING AND SANITIZATION PRACTICES ARE REQUIRED IF PUBLIC HEALTH IS A CONCERN.



ITEM # 50



50 CYLINDER LOCKING BRASS LATCH

- Super strength brass latch easily withstands toughest applications.
- Stationary cylinder lock.

SPECIFICATIONS

MATERIAL: Forged brass with steel tongue and strike inserts.
MOUNTING: Holes drilled and countersunk for 1/4" (6.0mm) screws.

FINISH: Polished chrome.
PACKAGING: 1 per carton.

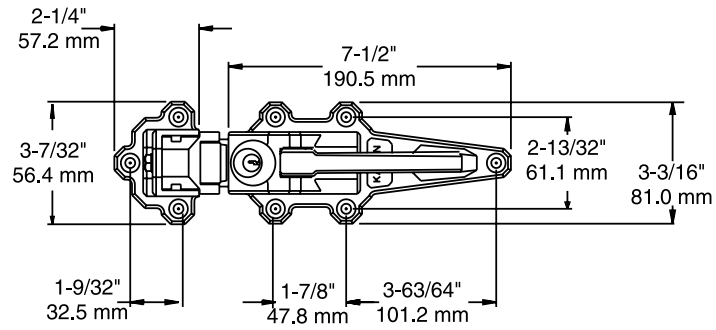
OFFSETS: See order information.
WEIGHT: Approx. 7 lb. (3.2kg) per carton.

INSIDE RELEASE: Order separately.

45 PADLOCKING LATCH

Same as No. 50 latch with provision for padlock only.

WARNING: Nos. 45 and 50 latches cannot be opened from inside when locked, therefore they should not be used on doors which are sole means of exit from walk-ins. When safety latches are required, see Kason SafeGuard® latches in this section.



Model No.	Item	Offset
0050S00002	Stationary Cylinder Locking Latch	-1/4" to 1/8" (-6.4 to 3.2 mm)
0050S00008	Stationary Cylinder Locking Latch	Flush to 1/2" (0.0 to 12.7 mm)
0050S00012	Stationary Cylinder Locking Latch	3/4" to 1-1/4" (19.0 to 31.8 mm)
0050S00020	Stationary Cylinder Locking Body	
0050AS0090	Cylinder & Keys for 50S Latch Body	
0048000028	Strike for 50 and 45 Latches	Flush to 1/2" (0.0 to 12.7 mm)
0048000032	Strike for 50 and 45 Latches	3/4" to 1-1/4" (19.0 to 31.8 mm)
0048000034	Strike for 50 and 45 Latches	-1/4" to 1/8" (-6.4 to 3.2 mm)

Cylinder locks may be keyed alike or differently; 50 key changes available; please specify. Two keys are furnished.

Model No.	Item	Offset
0045000002	Padlocking Latch	-1/4" to 1/8" (-6.4 to 3.2 mm)
0045000006	Padlocking Latch	Flush to 1/2" (0.0 to 12.7 mm)
0045000008	Padlocking Latch	3/4" to 1-1/4" (19.0 to 31.8 mm)
0045000012	Padlocking Body	

Order 0048 Series strike from No. 0050 ordering information, above.





ITEM # 51

51 CYLINDER LOCKING LATCH

- Strong, economical latch features forged brass handle and strike housing.
- Micrometer strike for positive offset adjustments.
- Stationary cylinder lock.

SPECIFICATIONS

MATERIAL:
High pressure die-cast zinc body, forged brass handle and strike housing.

OFFSETS:
See order information.

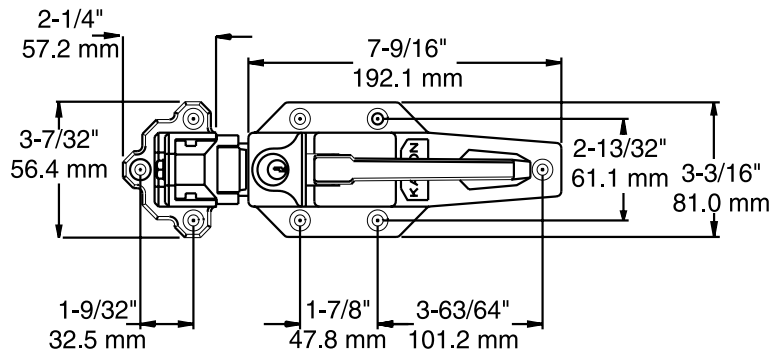
PACKAGING:
1 per carton.

FINISH:
Polished chrome.

MOUNTING:
Holes drilled and countersunk for 1/4" (6.0mm) screws.

WEIGHT:
Approx. 6 lb. (2.7kg) per carton.

INSIDE RELEASE:
Order separately.



46 PADLOCKING LATCH

Same as No. 51 latch with provision for padlock only.


WARNING: Nos. 46 and 51 latches cannot be opened from inside when locked, therefore they should not be used on doors which are sole means of exit from walk-ins. When safety latches are required, see Kason SafeGuard® latches in this section.

Model No.	Item	Offset
0051S00002	Stationary Cyl. Locking Latch	-1/4" to 1/8" (-6.4 to 3.2 mm)
0051S00008	Stationary Cyl. Locking Latch	Flush to 1/2" (0.0 to 12.7 mm)
0051S00012	Stationary Cyl. Locking Latch	3/4" to 1-1/4" (19.0 to 31.8 mm)
0051S00006	Stationary Cylinder Locking Body	
0050AS0090	Cylinder & Keys for 51S Latch Body	


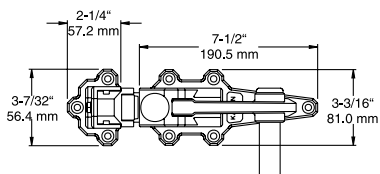
Cylinder locks may be keyed alike or differently; 50 key changes available; please specify. Two keys are furnished.

Model No.	Item	Offset
0046000002	Padlocking Latch	-1/4" to 1/8" (-6.4 to 3.2 mm)
0046000008	Padlocking Latch	Flush to 1/2" (0.0 to 12.7 mm)
0046000012	Padlocking Latch	3/4" to 1-1/4" (19.0 to 31.8 mm)

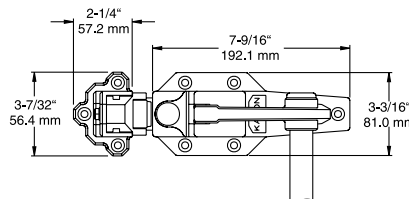




ITEM # 5050



ITEM # 5151



5050 TWO POINT CYLINDER LOCKING LATCH

- Heavy duty two-point locking latch with stationary cylinder.
- For long doors and heavy-duty applications.

SPECIFICATIONS

MATERIAL: Forged brass body, handle and strike housing, forged steel tongue, malleable iron strike insert, stainless steel rod.

MOUNTING: Holes drilled and counter-sunk for 1/4" (6.0mm) screws.

PACKAGING: 1 per carton.

WEIGHT: Approx. 8.5 lb. (3.9kg) per carton.

ROD SIZE: 7/8" (22.2mm) dia.; 50-1/4" (1276.4mm) length. Other lengths available to specification.

INSIDE RELEASE: Order separately.

FINISH: Latches polished chrome.

Model No.	Description	Offset
5050S00002	Stationary Cylinder	-1/4" to 1/8" (-6.4 to 3.2 mm)
5050S00008	Stationary Cylinder	3/4" to 1-1/4" (19.0 to 31.8 mm)
5050S00012	Stationary Cylinder	Flush to 1/2" (0.0 to 12.7 mm)

Cylinder locks may be keyed alike or differently; please specify. Two keys are furnished. Upper and lower bodies may be ordered separately.

4545 TWO-POINT PADLOCKING

Heavy duty two-point latch similar to No. 5050 with padlocking provision only.

Model No.	Offset
4545000002	-1/4" to 1/8" (-6.4 to 3.2 mm)
4545000006	Flush to 1/2" (0.0 to 12.7 mm)
4545000008	3/4" to 1-1/4" (19.0 to 31.8 mm)

5151 TWO POINT CYLINDER LOCKING LATCH

- Heavy duty latch with stationary cylinder lock.

SPECIFICATIONS

MATERIAL: High pressure die-cast zinc body, forged brass handle and strike housing, forged steel tongue, malleable iron strike insert, stainless steel rod.

INSIDE RELEASE: Order separately. See pages B-20 and B-21 for selection.

Other specifications same as 5050, to the left.

Model No.	Description	Offset
5151S00002	Sta. Cylinder	-1/4" to 1/8" (-6.4 to 3.2 mm)
5151S00008	Sta. Cylinder	3/4" to 1-1/4" (19.0 to 31.8 mm)
5151S00012	Sta. Cylinder	Flush to 1/2" (0.0 to 12.7 mm)

Cylinder locks may be keyed alike or differently; please specify. Two keys are furnished. Upper and lower bodies may be ordered separately.

4646 TWO-POINT PADLOCKING

Heavy duty latch similar to No. 5151 with padlocking provision only.

Model No.	Offset
4646000002	-1/4" to 1/8" (-6.4 to 3.2 mm)
4646000006	Flush to 1/2" (0.0 to 12.7 mm)
4646000008	3/4" to 1-1/4" (19.0 to 31.8 mm)

WARNING: Nos. 4545, 4646, 5050 and 5151 latches cannot be opened from inside when locked, therefore they should not be used on doors which are sole means of exit from walk-ins. When safety latches are required, see Kason SafeGuard® latches in this section.

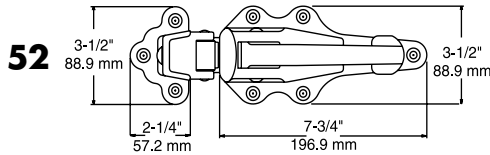


52 IRON PADLOCKING LATCH

Bolt-action latch with padlock provision is designed for medium sized walk-in cooler doors.

SPECIFICATIONS

MATERIAL: Cast iron body and strike.	OFFSETS: See order information	WEIGHT: Approx. 5-3/4 lb. (2.6kg) per carton.
FINISH: Kasonized.	MOUNTING: Holes drilled and countersunk for 1/4" (6.0mm) screws.	INSIDE RELEASE: Order separately. See pages B-20 and B-21 for selection.
	PACKAGING: 1 per carton.	



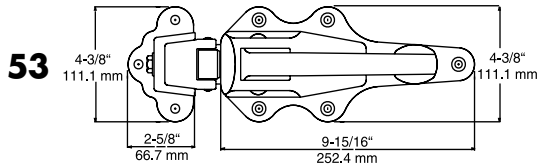
Model No.	Item	Offset
0052000004	Padlocking Latch	-1/8" to 5/16" (-3.2 to 7.9 mm)
0052000012	Padlocking Latch	3/4" to 1-3/8" (19.0 to 34.9 mm)
0052000076	Padlocking Body	
0052000084	Strike	-1/8" to 5/16" (-3.2 to 7.9 mm)
0052000092	Strike	3/4" to 1-3/8" (19.0 to 34.9 mm)

53 IRON PADLOCKING LATCH

Larger, padlocking bolt action latch is designed for use on large walk-in doors.

SPECIFICATIONS

MATERIAL: Cast iron body and strike housing, malleable iron handle.	MOUNTING: Body drilled and countersunk for 1/4" (6.0mm) screws. Strike drilled for 5/16" (8.0mm) lag screws.	WEIGHT: Approx. 9-3/4 lb. (4.4kg) per carton.
FINISH: Kasonized.	INSIDE RELEASE: Order separately. See pages B-20 and B-21 for selection.	
OFFSET: See order information.	PACKAGING: 1 per carton.	



Model No.	Item	Offset
0053000004	Padlocking Latch	-1/4" to 1/8" (-6.4 to 3.2 mm)
0053000008	Padlocking Latch	15/16" to 1-5/8" (23.8 to 41.3 mm)
0053000052	Padlocking Body	
0053000064	Strike	15/16" to 1-5/8" (23.8 to 41.3 mm)

WARNING: Nos. 52 and 53 latches cannot be opened from inside when locked, therefore they should not be used on doors which are sole means of exit from walk-ins. When safety latches are required, see Kason SafeGuard® latches in this section.

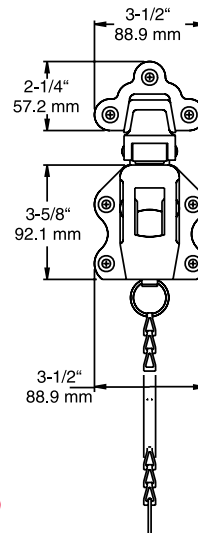
49 DUTCH LATCH

Finger-pull iron latch.

SPECIFICATIONS

MATERIAL: Cast iron body and strike housing.	OFFSET: See order information.	PACKAGING: 1 per carton.
FINISH: Zinc plated.	MOUNTING: Holes drilled and countersunk for 1/4" (6.0mm) screws.	WEIGHT: Approx. 4 lb. (1.4kg) per carton.

Model No.	Item	Offset
0049000004	Latch	Flush
0049000012	Latch	3/4" to 1-3/8" (19.0 to 34.9 mm)
0049000020	Body	



ITEM # 49

**SEE SELECTION CHART
ON FOLLOWING PAGE**

INSIDE RELEASE HANDLES

Required with walk-in latches. Use the convenient tables in the "How To..." section on the following page to choose and order the correct inside handle for each Kason latch selected.



481 SAFETY-GLOW™ PUSH HANDLE

Glow-in-the-dark knob is always visible.

SPECIFICATIONS

MATERIAL: Steel rod and flange; Safety-Glow™ plastic knob.	MOUNTING: Holes drilled for No. 10 (5. mm) screws.	PACKAGING: 24 per carton.
FINISH: Kasonized.		WEIGHT: Approx. 20 lb. (9.1kg) per carton.

482 HI-TEMP PUSH HANDLE

Provided with steel rod and tough iron knob for high heat applications.

SPECIFICATIONS

MATERIAL: Steel rod and flange; iron knob.	MOUNTING: Holes drilled for No. 10 (5.0mm) screws.	PACKAGING: 24 per carton.
FINISH: Kasonized.		WEIGHT: Approx. 29 lb. (13.2kg) per carton.

487 FROST-FREE PUSH HANDLE

Furnished with low-conduction fiberglass rod for low-temp applications.

SPECIFICATIONS

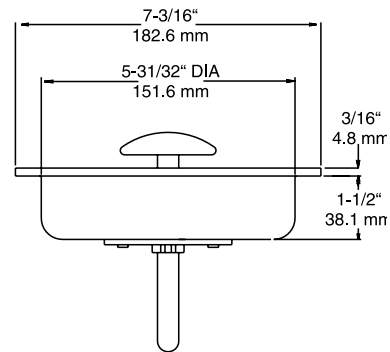
MATERIAL: Fiberglass rod, plastic flange; Safety-Glow™ plastic knob.	MOUNTING: Holes drilled for No. 10 (5.0mm) screws.	PACKAGING: 24 per carton.
		WEIGHT: Approx. 17 lb. (7.7kg) per carton.



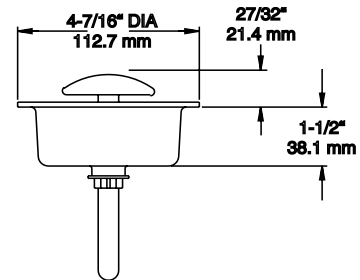
ITEM # 486 & 489



486 WIDE RECESSED HANDLE



489 NARROW RECESSED HANDLE




SPECIFICATIONS

MATERIAL: Kasonized steel rod, plastic re- cessed housing, Safety-Glow™ plastic knob.	OPTION Nos. 486 and 489 available with frost- resistant fiberglass rods.	PACKAGING/WEIGHT: 486: 6 per carton / approx. 5 lb. (2.3kg) per carton. 489: 24 per carton / approx. 18 lb. (8.2kg) per carton.
MOUNTING: Holes drilled for No. 10 (5.0mm) screws.		

KASON INSIDE RELEASE HANDLES





ITEM # 483

483 PADDLE HANDLE

SPECIFICATIONS:

Material: Steel.	Mounting: Holes drilled for No. 12 (5.5mm) screws.	Packaging: 10 per carton.
Finish: Kasonized.		Weight: Approx. 21 lb. (9.5kg) per carton.



ITEM # 480

480 COLLAPSIBLE HANDLE

Ideal for truck and shipboard use where cargo can contact handle.

SPECIFICATIONS

MATERIAL: Steel.	MOUNTING: Holes drilled for No. 10 (5.0mm) screws.	PACKAGING: 36 per carton.
FINISH: Kasonized.		WEIGHT: Approx. 30 lb. (13.6kg) per carton.

CAUTION:

Proper selection and installation of Kason inside release handles can prevent entrapment inside coolers, freezers and other walk-in units when used with the appropriate Kason latches. Please select carefully for your application and use only as directed.

HOW TO SELECT & ORDER INSIDE RELEASE HANDLES

1. From Table A choose the appropriate inside release handle for each latch.
2. Refer to Table B for minimum door thickness required for each inside release model.
3. Specify exact thickness of your door. We will use this information to convert your requirements into our part numbers.

TABLE A

LATCHES	INSIDE RELEASE HANDLES
45, 46, 50, 51, 4545, 4646, 5050, 5151	480, 481B, 482B, 486B, 487B, 489B
52, 53	481B, 482B, 486B, 487B, 489B
55XXL	486D, 489D
56, 5656	480, 483, 481A, 482A, 486A, 487A, 489A
58, 77	481C, 482C, 486C, 487C, 489C

TABLE B

MINIMUM DOOR THICKNESS	INSIDE RELEASE HANDLES
1-1/2" (38.1 mm)	481C, 482C, 483, 487C
2-1/2" (63.5 mm)	481A, 482A, 487A
2-11/16" (68.3 mm)	486D
2-3/4" (69.9 mm)	489D
3" (76.2 mm)	481B, 482B, 486B, 486C, 487B
3-1/4" (82.6 mm)	489B, 489C
3-1/2" (88.9 mm)	480
3-3/4" (95.3 mm)	486A
4" (101.6 mm)	489A





ITEM # 28



28 PERFORMER LOCKING HANDLE

YOUR ADVANTAGE

Give your equipment a market advantage with the next generation of walk-in door hardware. Put this combination of exceptional design and outstanding performance to work for you. This tough, secure locking handle offers the performance you expect from Kason hardware with up-to-the minute styling. The Performer deadbolt locking handle operates seamlessly with the sag-compensation No. 1345 Performer hinges. No. 28 is complete with inside release handle to prevent accidental entrapment when the door is locked.

LOCKING HANDLE FEATURES

STRONG

Molded, reinforced composite handle has tubular steel reinforcement for high strength.

VERSATILE

Surface mounts to work with any door construction. Grip cover conceals mounting hardware and acts as protective bumper. Cover can be customized with color change and corporate logo, based on volume commitment.

STRIKE FEATURES

STRONG

Steel reinforced strike pocket protects the door face and increases security.

SECURE

Compact twist-action deadbolt key-locks. Handle padlocks in key-locked or unlocked position. Twist-off inside release is standard.

CLEAN

Designed to keep dirt and debris from entering the internal locking mechanism.

CONVENIENT

We've added a tether cable to hold the strike to the door jamb after inside handle is released.

COMPLIANT

Meets NSF/ANSI Standard 2 for food equipment components.

EASY INSTALLATION

Handle mounts to door with two fasteners. Deadbolt locking strike mounts to jamb with inside release.

SPECIFICATIONS ON FOLLOWING PAGE

28 PERFORMER LOCKING HANDLE

ITEM # 28 TETHERED STRIKE

SPECIFICATIONS

MATERIAL

Reinforced ABS composite handle with PathoGuard™* antimicrobial protection; steel tube insert; steel reinforced strike pocket. Lock has aluminum housing, knob and tongue with composite cover. Inside release has black polycarbonate twist handle.

FINISH

Molded silver with black accents standard. Custom shapes and colors available, based on volume commitment.

OFFSET
Flush

LOCKING MECHANISM

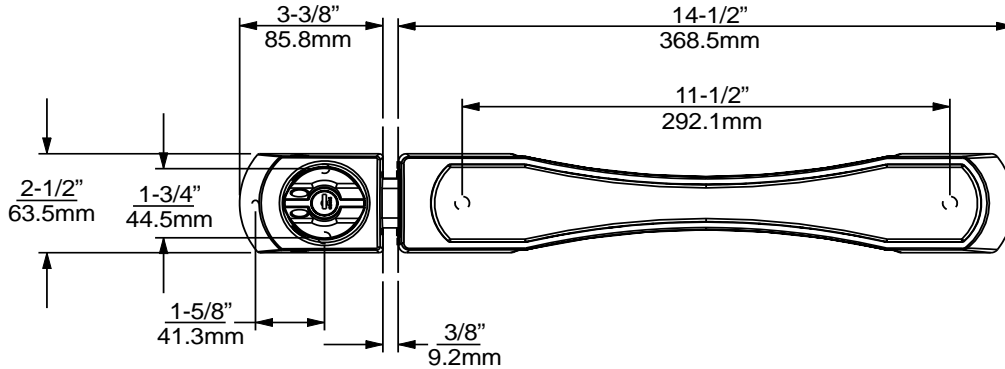
Cylinders may be keyed alike or randomly. Accepts 5/16" (8mm) dia. shank padlock (customer supplied).

MOUNTING

Drilled for 5/16" (8mm) screws.

DOOR THICKNESS:

Standard for 4" door. Other sizes available.



Model No.	Item	Qty./Carton	Wgt./Carton
0028P00018	Performer Cylinder Locking Handle	4	9 lb. (4kg)

1345 PERFORMER COMPANION HINGES

Sag-compensation hinges complement No. 28 latch. See pages B-32 & B-33 for features and specifications.





PathoGuard™* treated antimicrobial handles available. Consult your Kason representative.

ITEM # 1236 NSF

1236 HEAVY DUTY LEVER LOCKING HANDLE

- Powerful lever action easily overcomes high strength magnetic seals and frees frosted doors.
- Cylinder lock and padlock provision are standard for added security.
- Fully concealed mounting discourages tampering.
- Complete with inside release mechanism.
- Handle end will not strike door face.
- Interchangeable with competitive models.

SPECIFICATIONS

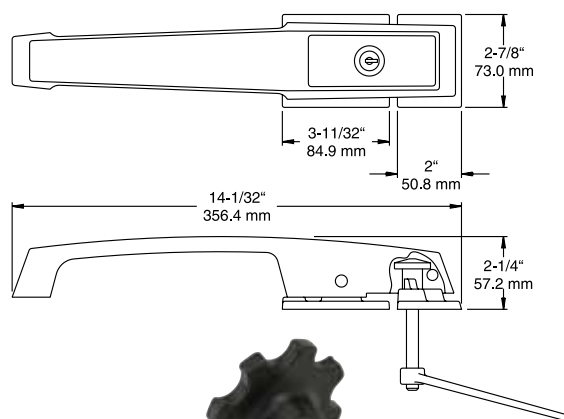
MATERIAL: High pressure die-cast zinc.	MOUNTING: Holes drilled and countersunk for 1/4" (6.0mm) screws.	PACKAGING: 12 per carton.
FINISH: See ordering information.	INSIDE RELEASE: 90° turn inside release mechanism; choice of lever or knob style handle.	WEIGHT: Approx. 53 lb. (24.0kg) per carton.

Model No.	Item	Finish
1236C00004	Handle w/ Lever Turn Release	Brushed Chrome
1236C00005	Handle w/ Lever Turn Release	Polished Chrome
1236C00006	Handle w/ Knob Turn Release	Polished Chrome

SAFETY-GLOW™ PUSH PANEL

- Kason unlocked pull and lever handles release from inside with push of door. "PUSH" panel provides reminder and can prevent accidental misuse of inside release handle.
- Printed on waterproof, sanitary polypropylene.
- Mounts inside door with 1/8" (3.2mm) pop rivets.
- Glow-in-dark message is visible in room light or darkness.

Model No.	Item
1229000161	Safety™ Push Panel
Packaging: 24 per carton	



Kason No. 1236 lever locking handle comes complete with 90° turn inside release mechanism. Select lever or knob turn inside handle.



PUSH PANEL

*PATHOGUARD TREATED PRODUCTS HELPS PREVENT ODOR, STAINING, AND DETERIORATION OF PRODUCT BY NON PUBLIC HEALTH MOLD, BACTERIA, AND FUNGUS. REGULAR CLEANING AND SANITIZATION PRACTICES ARE REQUIRED IF PUBLIC HEALTH IS A CONCERN.





U.S. Patent Nos. 6,526,788 B2 and D453,100

ITEM # 27C **NSF**

27C DEADBOLT HANDLE LATCH

- Deadbolt security for walk-ins at the economy of a locking pull handle.
- Compare total cost and function of this patented deadbolt latch.

EASY OPERATION AND USE

- Finger slide seats and opens deadbolt.
- Deadbolt can be locked in open position.
- Unlocked door easily pulls or pushes open.

TOP FORM AND FUNCTION

- Bold styling complements all popular Kason walk-in hinges.
- User-friendly design ensures ideal door function when used with Kason hinges.

ASSURED SECURITY AND SAFETY

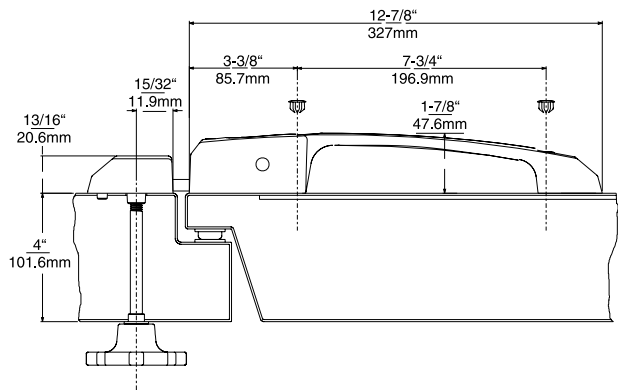
- Deadbolt is secured using cylinder lock or padlock, or both.
- Features tamper-resistant screw hole plugs.
- Easy-grip, twist-off inside release handle prevents lock-ins.

FAST, SIMPLE INSTALLATION

- Surface-mounts like a locking pull handle; no complex in-door installation.
- Fits standard doors without modification.

SAVES MAINTENANCE COSTS

- Almost nothing to break or wear out assures long service life.
- Locking mechanism located entirely on outside of panel resists freeze-up, even on super low-temp walk-ins.



PathoGuard™* treated antimicrobial handles available. Consult your Kason representative.

SPECIFICATIONS

LATCH

MATERIAL: Die-cast Zamak handle housing, tongue and strike.

FINISHES: Polished chrome and brushed chrome.

LOCKING MECHANISMS: Cylinder lock (may be keyed alike or randomly). Accepts 5/16" (7.9mm) dia. shank padlock (customer supplied).

MOUNTING: Drilled and countersunk for 1/4" (6.4mm) fillister head screws.

STRIKE

MATERIAL: Die-cast Zamak housing, brass rod, black polycarbonate turn-knob.

FINISHES: Housing same as latch.

Model No.	Item	Finish
0027C00004	Deadbolt Handle Latch	Polished Chrome
0027C00005	Deadbolt Handle Latch	Brushed Chrome

Packaging: 12 per carton. Weight: Approx. 42 lb (19kg).

*PATHOGUARD TREATED PRODUCTS HELPS PREVENT ODOR, STAINING, AND DETERIORATION OF PRODUCT BY NON PUBLIC HEALTH MOLD, BACTERIA, AND FUNGUS. REGULAR CLEANING AND SANITIZATION PRACTICES ARE REQUIRED IF PUBLIC HEALTH IS A CONCERN.





ITEM # 1238 & 1239



ITEM # 1256

**ITEM # 1255
COMPANION
PACESETTER HINGES**

PACESETTER LOCKING HANDLES

- Unbreakable pull handles for trouble-free service.
- Cylinder lock and padlock provision standard.
- Complete with inside safety release mechanism.
- Tamper-resistant screw hole plugs included.
- Original trademarked Kason design.

1238 PACESETTER LOCKING HANDLE

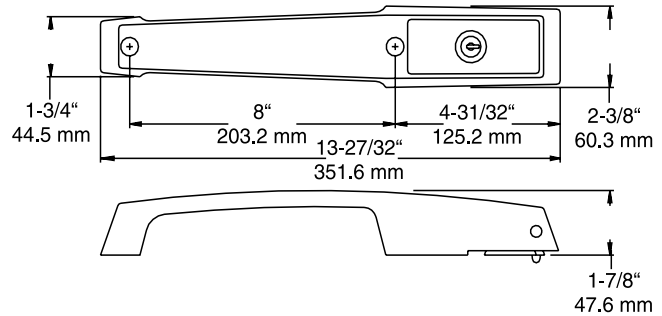
With twist-off knob disassembly type inside release.

1239 PACESETTER LOCKING HANDLE

With 90° lever turn mechanism inside release.

SPECIFICATIONS

MATERIAL: High pressure die-cast zinc.	OFFSET: Flush.	PACKAGING: 12 per carton.	INSIDE RELEASES: Die-cast lever or black plastic twist knob.
FINISH/SURFACE STYLE: See ordering information.	MOUNTING: Holes drilled and countersunk for 1/4" (6.0mm) screws.	WEIGHT: Approx. 27 lb. (12.3kg) per carton.	OTHER: Use with right- or left-hand door.



PathoGuard™* treated antimicrobial handles available. Consult your Kason representative.



**ITEM # 1238
KNOB
RELEASE**

**ITEM # 1239
LEVER
RELEASE**

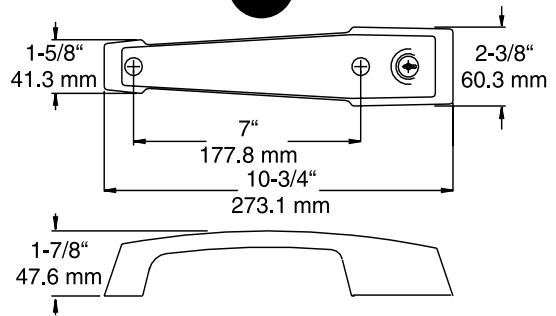
Model No.	Item	Finish
1238CV0005	Cylinder Locking w/Twist-off Knob Release	Smooth Surface, Polished Chrome
1238C00004	Cylinder Locking w/Twist-off Knob Release	Textured Panel, Brushed Chrome
1238C00005	Cylinder Locking w/Twist-off Knob Release	Textured Panel, Polished Chrome
1239CV0005	Cylinder Locking w/Lever Turn Release	Smooth Surface, Polished Chrome
1239C00004D	Cylinder Locking w/Lever Turn Release	Textured Panel, Brushed Chrome
1239C00005	Cylinder Locking w/Lever Turn Release	Textured Panel, Polished Chrome



U.S. Patent No. 5,582,443



ITEM # 1229C



1229C CYLINDER LOCKING HANDLE

- Fully door-mounted to assure locking regardless of door sag.
- Complete with revolutionary high strength, low maintenance No. 948 inside safety release system.
- Installs on either right- or left-opening door with no modification.
- Handle is furnished with screw hole plugs for tamper-resistance.
- Freezer Kit available for low temp application.

1229 NON-LOCKING HANDLE

Non-locking handle only.

SPECIFICATIONS

PULL HANDLE

MATERIAL:
High pressure die-cast zinc.

FINISH:
See ordering information.

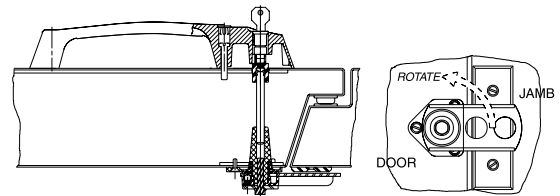
MOUNTING:
Drilled and countersunk for 1/4" (6.0mm) fillister head or No. 12 (5.0mm) self-tapping screws.

INSIDE RELEASE

MATERIAL:
Metal hub and flange, stainless steel arm and bolt, nylon shaft, polypropylene strike.

MOUNTING:
Holes drilled and countersunk for No. 10 (5.0 mm) flat head screws.

SHAFT LENGTHS:
Standard lengths for door thickness from 3-1/2" to 4" (88.9 mm to 101.6mm). Please specify door thickness. Custom lengths available to specification. Minimum wall thickness 2-1/4" (57mm).



PathoGuard™ * treated antimicrobial handles available. Consult your Kason representative.

FREEZER KIT

Kit consists of plastic cap to cover rod, gasket for handle flange and special instructions for low temperature installations. When used with the specified low-temp grease, seals the unit to prevent accumulation of moisture.

Model No.	Description	Finish	Qty/Carton	Wgt/Carton
1229C00024	Cylinder Locking w/Inside Release	Brushed Chrome	12	31 lb. (14.1 kg)
1229C00025	Cylinder Locking w/Inside Release	Polished Chrome	12	31 lb. (14.1 kg)
1229C00028	Cylinder Locking w/Inside Release & Freezer Kit	Brushed Chrome	12	31 lb. (14.1 kg)
1229C00029	Cylinder Locking w/Inside Release & Freezer Kit	Polished Chrome	12	31 lb. (14.1 kg)
1229000004	Non-locking Handle	Brushed Chrome	12	25 lb. (11.3 kg)
1229000005	Non-locking Handle	Polished Chrome	12	25 lb. (11.3 kg)
0948000006	Freezer Kit			

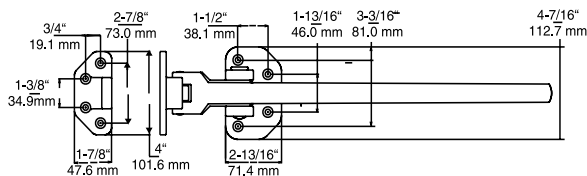
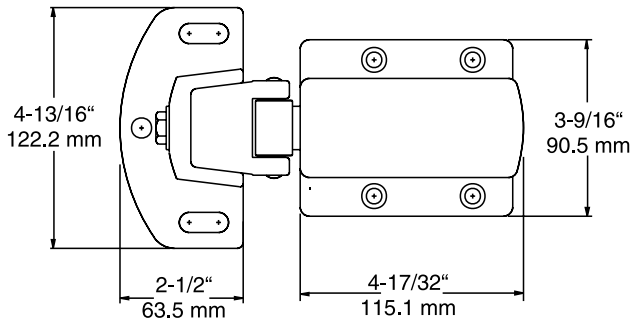
Cylinder locks may be keyed alike or differently; 5 Key changes available; please specify.

*PATHO GUARD TREATED PRODUCTS HELPS PREVENT ODOR, STAINING, AND DETERIORATION OF PRODUCT BY NON PUBLIC HEALTH MOLD, BACTERIA, AND FUNGUS. REGULAR CLEANING AND SANITIZATION PRACTICES ARE REQUIRED IF PUBLIC HEALTH IS A CONCERN.





ITEM # 188/189



188 TWO POINT LATCH

- Trigger action latch for in-fitting doors.
- Two trigger grip seals assure secure closure.
- Opens and closes easily.
- Complete with outside and inside door pulls.

SPECIFICATIONS

MATERIAL: Steel body; aluminum cover and strike; high pressure die-cast zinc pull handles.	FINISH: Kasonized.	PACKAGING: 1 per carton.
MOUNTING: Latch drilled and countersunk for 1/4" (6.0mm) screws.	WEIGHT: Approx. 6.5 lb. (2.45kg) per carton.	

Model No.	Item	Offset
0188000008	Latch	3/4" to 1-3/8" (19.0 to 34.9 mm)
0188000028	Body	
0189000044	Strike	3/4" to 1-3/8" (19.0 to 34.9 mm)
005600T004	Strike	Flush

189 TWO POINT LATCH

- Two trigger action seals have heavier springs for larger in-fitting doors.
- Complete with breakaway inside and outside release handles.

SPECIFICATIONS

MATERIAL: Steel body; aluminum cover, strike and outside and inside handles; malleable iron offset block.	FINISH: Kasonized.	PACKAGING: 1 per carton.
MOUNTING: Latch drilled and counter- sunk for 1/4" (6.0mm) screws.	WEIGHT: Approx. 25 lb. (11.4kg) per carton.	

Model No.	Item	Offset
0189000004	Latch	-1/8" to 1/4" (-3.2 to 6.4 mm)
0189000008	Latch	3/4" to 1-3/8" (19.0 to 34.9 mm)
0189000024	Body	
0189000044	Strike	3/4" to 1-3/8" (19.0 to 34.9 mm)
005600T004	Strike	Flush

OUTSIDE

INSIDE



**ITEM # 189
RELEASE
HANDLE**


199 TWO POINT LATCH

- Complete latch consists of two bodies, two horseshoe strikes, one outside release handle with strike and one inside release handle with strike.
- Powerful edgemoat latch for overlapping doors with offset of 4-1/2" (114.3mm) or higher.
- Spring tension at both seals holds door tightly shut.
- Opens and closes easily from outside or inside with lever handles.
- Slotted strike for easy offset adjustment.

SPECIFICATIONS

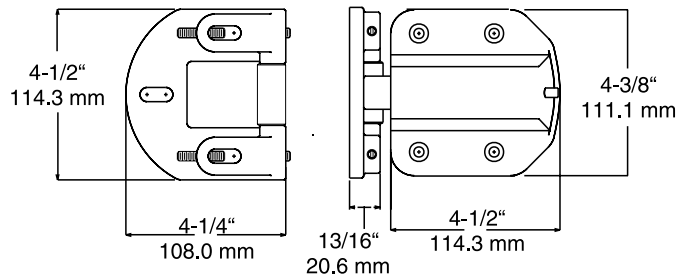
MATERIAL: Aluminum.	MOUNTING: Latch drilled and countersunk for 1/4" (6.0mm) screws.	PACKAGING: 1 per carton.
FINISH: Kasonized.	WEIGHT: Strike slotted for 5/16" (8.0mm) lag screws.	WEIGHT: Approx. 23 lb. (10.4kg) per carton.

Model No.	Item
0199000004	Super Freezer Latch, Complete
0199000020	Super Freezer Body
0199000036	Horseshoe Strike
0199SS0052	Outer Release Handle
0199SS0068	Inner Release Handle

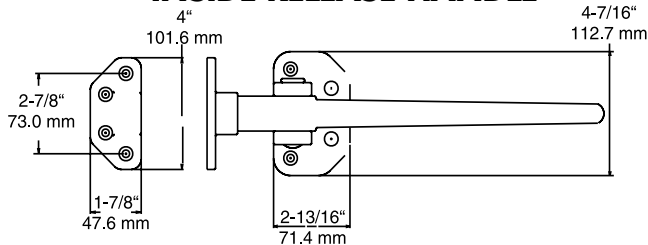


ITEM # 199 INSIDE HANDLE

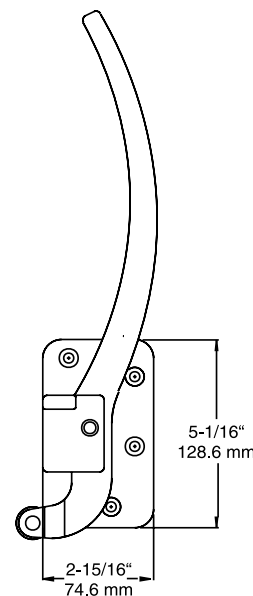
LATCH




INSIDE RELEASE HANDLE



OUTSIDE RELEASE HANDLE





ITEM # 188X/189X



EXPLOSION VENTING LATCHES

- Rugged explosion venting single latches.
- Tested, approved and rated by Factory Mutual Laboratories

188X LATCH

SPECIFICATIONS

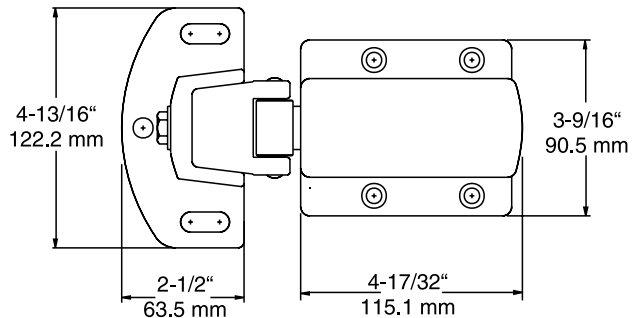
<p>MATERIAL: Steel body; aluminum cover and strike.</p> <p>FINISH: Kasonized.</p>	<p>MOUNTING HOLES: Latch drilled and countersunk for 1/4" (6.0mm) screws.</p> <p>FM TEST RATING: Releases at a force of 38 lb. (169 N). For larger doors use two or more latches.</p>	<p>PACKAGING: 1 per carton.</p> <p>WEIGHT: Approx. 4.1 lb. (1.87kg) per carton.</p>
---	---	---

189X LATCH

SPECIFICATIONS

FM TEST RATING: Releases at a force of 96 lb. (427 N). For larger doors use two or more latches.

All other specifications same as 188X.



Model No.	Item	Offset
0188X00004	Explosion Venting Latch	-1/8" to 1/4" (-3.2 to 6.4 mm)
0188X00008	Explosion Venting Latch	3/4" to 1-3/8" (19.0 to 34.9 mm)
0189X00004	Explosion Venting Latch	-1/8" to 1/4" (-3.2 to 6.4 mm)
0189X00008	Explosion Venting Latch	3/4" to 1-3/8" (19.0 to 34.9 mm)
005600T004	Strike	Flush

WARNING: Explosion venting latches are intended to release at designated pressures to protect the enclosures on which they are mounted. Users must determine safe pressure levels for their applications. Because installations and environmental conditions vary, regular maintenance and latch function checks are necessary to assure proper operation.



KASON HINGE SELECTOR

This Hinge Selector is to assist you in choosing the correct Kason hinges for commercial refrigeration, foodservice equipment, transportation, industrial and many other uses. The Load Chart, below, shows our recommended allowable load per pair of hinges for each hinge group.

The data applies for normal conditions under static loading by door weight only. Other factors, such as positive or negative pressure, very high gasket compression, vibration, corrosive or abrasive atmospheres, or structural movement are not taken into account. It is the final responsibility of the users to determine the suitability and capacity required in their specific applications.

HOW TO USE THIS CHART

- Locate the weight of your door in the far left column, headed Door Weight.
- Find the width of your door along the bottom of the chart.
- Where the Weight line and Width column intersect, find the recommended hinge group code (A, B, etc.).
- Select your hinges from the Kason Hinge Groups, below.

NOTE: If exact dimensions and weight for your door is not shown, use the next higher width and weight.

Hinge Groups A – C shown in REACH-IN, Section E.
Hinge Groups D – J shown in WALK-IN, Section B.


LOAD CHART

DOOR WEIGHTS																						
kg.	lb.																					
226.8	500	D	D	E	F	F	F	G	G	G	G	H	H	H	H	H	H	J	J	J	J	
217.7	480	D	D	E	F	F	F	G	G	G	G	H	H	H	H	H	H	J	J	J	J	
208.6	460	D	D	E	E	F	F	F	G	G	G	G	H	H	H	H	H	H	J	J	J	
199.5	440	D	D	D	E	F	F	F	G	G	G	G	G	H	H	H	H	H	H	J	J	
190.5	420	D	D	D	E	F	F	F	F	G	G	G	G	H	H	H	H	H	H	H	J	
181.4	400	D	D	D	E	E	F	F	F	G	G	G	G	G	H	H	H	H	H	H	H	
172.4	380	D	D	D	D	E	F	F	F	F	G	G	G	G	G	H	H	H	H	H	H	
163.3	360	D	D	D	D	E	E	F	F	F	G	G	G	G	G	H	H	H	H	H	H	
154.2	340	D	D	D	D	E	E	F	F	F	F	G	G	G	G	G	H	H	H	H	H	
145.2	320	C	D	D	D	D	E	E	F	F	F	F	G	G	G	G	G	H	H	H	H	
136.1	300	C	D	D	D	D	E	E	E	F	F	F	F	G	G	G	G	G	G	H	H	
127.0	280	C	D	D	D	D	D	E	E	F	F	F	F	F	G	G	G	G	G	G	H	
117.9	260	C	C	D	D	D	D	D	E	E	F	F	F	F	F	G	G	G	G	G	G	
108.9	240	C	C	D	D	D	D	D	D	E	E	F	F	F	F	F	G	G	G	G	G	
99.8	220	C	C	C	D	D	D	D	D	D	E	E	E	F	F	F	F	F	F	G	G	
90.7	200	B	C	C	D	D	D	D	D	D	D	E	E	E	F	F	F	F	F	F	G	
81.7	180	B	C	C	C	D	D	D	D	D	D	D	E	E	E	E	F	F	F	F	F	
72.6	160	B	B	C	C	C	D	D	D	D	D	D	D	D	E	E	E	E	F	F	F	
63.5	140	B	B	C	C	C	C	D	D	D	D	D	D	D	D	D	E	E	E	E	F	
54.4	120	B	B	B	C	C	C	C	D	D	D	D	D	D	D	D	D	D	D	E	E	
45.4	100	A	B	B	B	B	C	C	C	C	C	D	D	D	D	D	D	D	D	D	D	
36.3	80	A	A	B	B	B	B	C	C	C	C	C	C	D	D	D	D	D	D	D	D	
27.2	60	A	A	A	A	B	B	B	B	B	B	C	C	C	C	C	C	C	C	D	D	
18.1	40	A	A	A	A	A	A	A	A	B	B	B	B	B	B	B	B	B	C	C	C	
9.0	20	A	A	A	A	A	A	A	A	A	A	A	A	A	A	A	A	A	A	A	B	
DOOR WIDTH	in.	12	15	18	21	24	27	30	33	36	39	42	45	48	51	54	57	60	63	66	69	72
	cm.	30.5	38.1	45.7	53.3	61.0	68.6	76.2	83.8	91.4	99.1	106.7	114.3	121.9	129.5	137.2	144.8	152.4	160.0	167.6	175.3	182.9

KASON HINGE GROUPS (ORDER IN PAIRS)

GROUP	HINGE MODEL NUMBERS
A	139, 211, 212, 213, 214, 215, 225, 1070, 1216, 1216-13, 1219
B	217, 217S, 218, 220, 1070A, 1071, 1220, 1510, 1511, 1512, 1513, 1521, 1522, 1530, 1531, 1532, 1533, 1556
C	1061, 1071A, 1247, 1257, 1263, 1267, 1268, 1269, 1367R, 1467R, 1550
D	1241, 1243, 1245, 1246, 1248, 1249, 1251, 1255, 1256, 1341, 1345
E	1074
F	1037, 1055, 1214, 1240, 1409
G	998, 1073, 1277, 1277L, 1277S, 1277T, 1377S, 1398
H	1075, 1076, 1275, 1276
J	94





U.S. Patent Applied For

ITEM # 1345



1345 PERFORMER HINGE

YOUR ADVANTAGE

Give your equipment a market advantage with the next generation of walk-in door hardware. Put this combination of exceptional design and outstanding performance to work for you. Attractive, tough ABS decorative covers protect the sag resistant steel hinge mechanism.

SAG COMPENSATING SAG RESISTANT

- You've told us that sagging doors can be a major obstacle to smooth door operation. Here's the solution. Smart, new, No. 1345 Performer hinges keep your doors swinging freely with a simple adjustment.
- Strap adjusts horizontally, providing door lift and rotation to compensate for sag in the frame or mounting.
- Strap is engineered with dual bearing points and through-shaft construction to ensure stability.
- Built-in spring action is standard.
- Time-tested cam-rise technology assists closing and reduces gasket wear, even with irregular floors.
- Flange has a removable cap, allowing lift-off of door without removing hinges.
- Left- and right-hand hinges use the same component parts for faster mounting and replacement. Install hinge flange and strap, then snap-on composite covers.
- Performer decorative covers are molded of reinforced, high-impact ABS composite material to resist wear and maintain appearance.
- Covers mount securely over hinge mechanism to keep out dirt and debris.
- Cover shapes and/or colors may be customized to suit your styling needs, based on volume commitment.
- Performer 1345 meets NSF/ANSI Standard 2 for food equipment components.



**1345 ROUND
COVER SET**

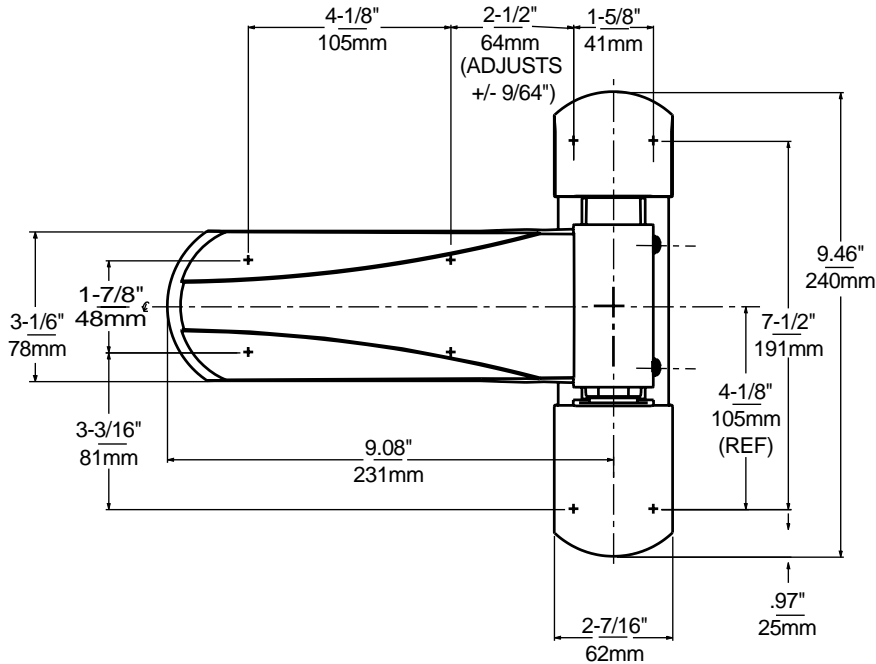


**1345 SQUARE
COVER SET**

CONTINUED ON FOLLOWING PAGE



1345 PERFORMER HINGES



SIMPLE ADJUSTMENT

1. Open door
2. Loosen Strap Mounting Bolts
3. Adjust Hinge As Needed
4. Tighten Bolts

SPECIFICATIONS

MATERIAL
Precision die-cast aluminum flange with nylon cam, plated steel strap, reinforced high-impact ABS composite covers.

FINISH
Molded silver with black accents standard. Custom shapes and colors available, based on volume commitment.

ADJUSTMENT
Each strap adjusts $\pm 1/8$ " to provide $1/4$ "+ height adjustment. To adjust, loosen main clamping bolts, jack door using micro adjustment screw and tighten clamping bolts.

OFFSET
Flush (0mm).

MOUNTING
Drilled for $5/16$ " (8mm) screws.

LOAD RATING
Refer to Kason Walk-in Hardware catalog section, page B-29, Hinge Selector Load Chart, Group D.

ORDERING:
Order Hinges (flange & strap) and Covers separately.



Model No.	Item	Qty/Carton	Wgt./Carton
1345000004	Steel Hinge, Right Hand	12	31 lb. (14kg)
1345000008	Steel Hinge, Left Hand	12	31 lb. (14kg)
134500001100B	Square Cover Set: Silver Strap Cover/Black Flange Covers	12	5 lb. (2kg)
134500002100B	Round Cover Set: Silver Strap Cover/Black Flange Covers	12	5 lb. (2kg)

For a complete hinge, order steel hinge and cover set.



NSF®

ITEM # 1245



ITEM # 1246

NSF®

KASON REVERSIBLE CAM-RISE HINGES

REVERSIBLE CAM-RISE HINGES

- Industry standard self-closing cam-rise hinges.
- Door opens with minimum effort.
- Strong self-lubricating nylon cam delivers smooth, trouble-free door operation.
- Cam-rise action reduces gasket wear, even with irregular floors.
- Built-in dwell holds door open beyond 90°.
- Doors lift off without disassembly or removing hinges.
- Simple manual operation reverses hinges for use on right- or left-opening door.

SPECIFICATIONS

MATERIAL:
High pressure die-cast zinc with self-lubricating nylon cam.

FINISH:
See ordering information. Powder coated finishes available for severe environmental applications.

OFFSETS:
See ordering information.

MOUNTING:
Drilled and countersunk for 1/4" (6.0mm) flat head screws.

LOAD RATING:
See Hinge Selector Chart, Group D.

1245

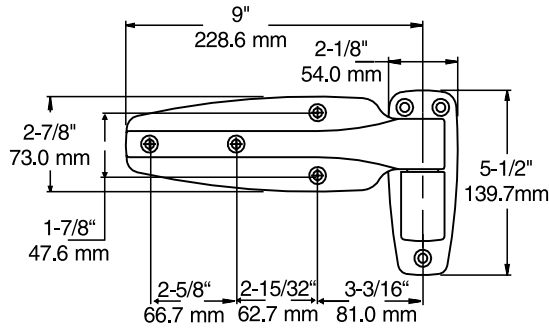
PACKAGING:
3 pair per carton.

WEIGHT:
Approx. 18 lb. (8.2kg) per carton.

1246

PACKAGING:
3 pair per carton.

WEIGHT:
Approx. 12 lb. (5.4kg) per carton.



1245

Model No.	Item	Offset	Finish
1245000004	Hinge	Flush (0.0 mm)	Tuffkote
1245000016	Hinge	1-1/8" (28.6 mm)	Tuffkote
1245000020	Hinge	1-1/4" (31.8 mm)	Tuffkote
1245000024	Hinge	1-3/8" (34.9 mm)	Tuffkote
1245000052	Hinge	1-1/2" (38.1 mm)	Tuffkote
1245000056	Hinge	1-5/8" (41.3 mm)	Tuffkote
1245000060	Hinge	1-3/4" (44.5 mm)	Tuffkote
1245000064	Hinge	1-7/8" (47.6 mm)	Tuffkote
1245000028	Hinge	Flush (0.0 mm)	Polished Chrome
1245000040	Hinge	1-1/8" (28.6 mm)	Polished Chrome
1245000044	Hinge	1-1/4" (31.8 mm)	Polished Chrome
1245000048	Hinge	1-3/8" (34.9 mm)	Polished Chrome
1245000068	Hinge	1-1/2" (38.1 mm)	Polished Chrome
1245000072	Hinge	1-5/8" (41.3 mm)	Polished Chrome
1245000076	Hinge	1-3/4" (44.5 mm)	Polished Chrome
1245000080	Hinge	1-7/8" (47.6 mm)	Polished Chrome
1245000082	Hinge	2" (50.8 mm)	Polished Chrome
1245000088	Hinge	Flush (0.0 mm)	Brushed Chrome
1245000112	Hinge	1-1/8" (28.6 mm)	Brushed Chrome
1245000116	Hinge	1-1/4" (31.8 mm)	Brushed Chrome
1245000120	Hinge	1-3/8" (34.9 mm)	Brushed Chrome
1245000124	Hinge	1-1/2" (38.1 mm)	Brushed Chrome
1245000128	Hinge	1-5/8" (41.3 mm)	Brushed Chrome
1245000132	Hinge	1-3/4" (44.5 mm)	Brushed Chrome
1245000136	Hinge	1-7/8" (47.6 mm)	Brushed Chrome
1245000138	Hinge	2" (50.8 mm)	Brushed Chrome

Model No.	Item	Offset	Finish
1246000004	Hinge	Flush (0.0 mm)	Tuffkote
1246000028	Hinge	Flush (0.0 mm)	Polished Chrome
1246000040	Hinge	Flush (0.0 mm)	Brushed Chrome



REVERSE HINGES IN MINUTES

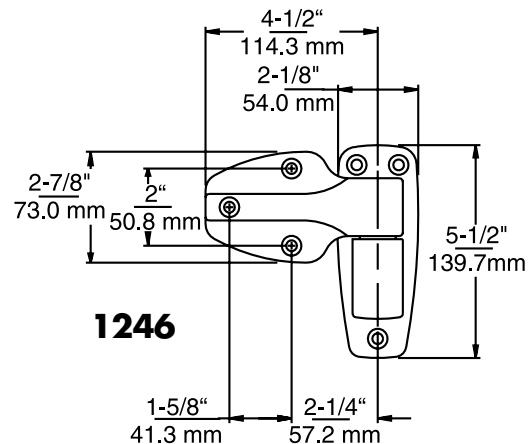
1. Lift strap from flange and remove pin assembly.



2. Pop out cap. Turn strap 180°, reinsert pin assembly in strap.



3. Reposition strap into flange and replace cap.



1246

ITEM # 1243 UPPER



ITEM # 1243 LOWER

1243 REVERSIBLE OBLIQUE HINGE

- Precision engineered for spring action without the costly spring.
- Closing force rivals any spring-assisted hinge.
- Lowered cam load extends life of internal parts compared to spring-assisted hinges.
- Oblique design gives doors steeper rise for less sweeper gasket drag and wear.
- Built-in dwell holds door open beyond 90°.
- Doors lift off without disassembly or removing hinges.
- Simple manual operation reverses hinges for use on right- or left-opening door.
- Mounts as standard cam-rise hinge.

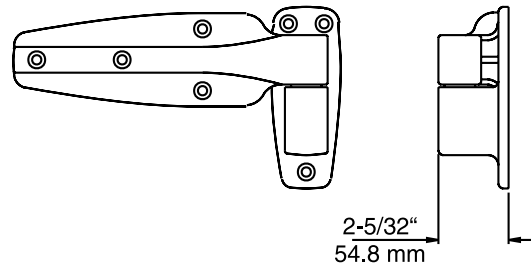
SPECIFICATIONS

MATERIAL: High pressure die-cast zinc with self-lubricating nylon cam.	LOAD RATING: See Hinge Selector Chart, Group D.	PACKAGING: 3 pair per carton.
OFFSET: Flush (0.0mm).	Drilled and countersunk for 1/4" (6.0mm) flat head screws.	WEIGHT: Approx. 18 lb. (8.2kg) per carton.

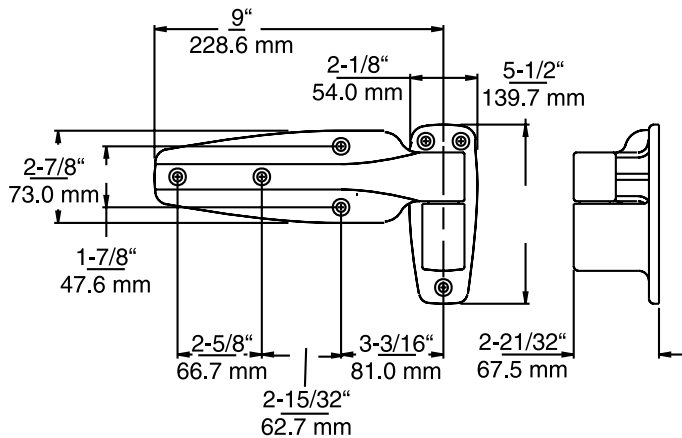
Model No.	Item	Finish
1243000028	Hinge, RH	Polished Chrome
1243000029	Hinge, LH	Polished Chrome
1243000088	Hinge, RH	Brushed Chrome
1243000089	Hinge, LH	Brushed Chrome



1243 UPPER

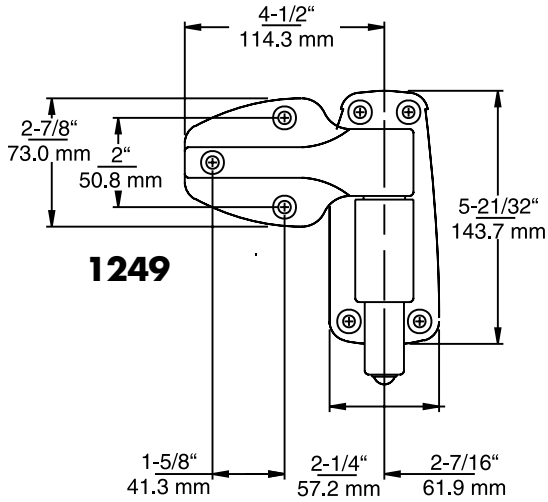


1243 LOWER

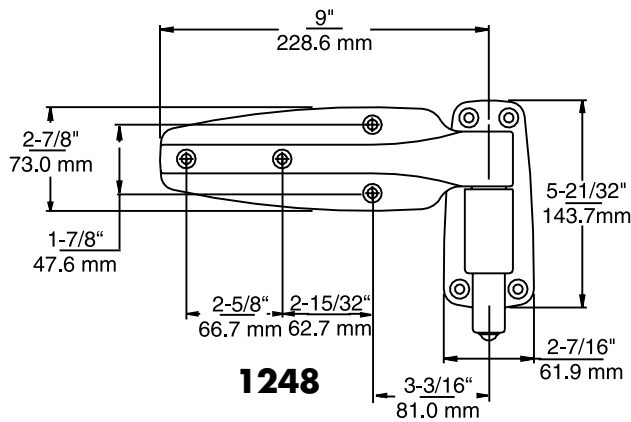


KASON SELF-CLOSING OBLIQUE HINGE





1249



1248

ITEM # 1249



ITEM # 1248



SPRING ASSISTED HINGES

- Spring mechanism adds extra closing force to overcome air resistance on heavy walk-in doors.
- Special high-lift cam system outperforms similar spring hinges.
- Cam-rise action reduces gasket wear, even with irregular floors.
- Built-in dwell holds door open beyond 90°.
- Simple manual operation reverses hinges for use on right- or left-opening door.

SPECIFICATIONS

MATERIAL:
High pressure die-cast zinc with self-lubricating nylon cam.

MOUNTING:
Drilled and countersunk for 1/4" (6.0mm) flat head screws.

OPTION:
Pair of hinges may be ordered one with spring and one without spring.

FINISH:
See ordering information. Tuffkote also available.

LOAD RATING:
See Hinge Selector Chart, Group D.

1248 HINGE

PACKAGING:
3 pair per carton.

WEIGHT:
Approx. 19.5 lb. (8.85kg) per carton.

1249 HINGE

PACKAGING:
3 pair per carton.

WEIGHT:
Approx. 13 lb. (5.9kg) per carton.

Model No.	Item	Offset	Finish
1248000004	Hinge	Flush (0.0 mm)	Polished Chrome
1248000016	Hinge	1-1/8" (28.6 mm)	Polished Chrome
1248000020	Hinge	1-1/4" (31.8 mm)	Polished Chrome
1248000024	Hinge	1-3/8" (34.9 mm)	Polished Chrome
1248000022	Hinge	1-1/2" (38.1 mm)	Polished Chrome
1248000025	Hinge	1-5/8" (41.3 mm)	Polished Chrome
1248000026	Hinge	1-3/4" (44.5 mm)	Polished Chrome
1248000027	Hinge	1-7/8" (47.6 mm)	Polished Chrome
1248000030	Hinge	2" (50.8 mm)	Polished Chrome
1248000028	Hinge	Flush (0.0 mm)	Brushed Chrome
1248000040	Hinge	1-1/8" (28.6 mm)	Brushed Chrome
1248000044	Hinge	1-1/4" (31.8 mm)	Brushed Chrome
1248000048	Hinge	1-3/8" (34.9 mm)	Brushed Chrome
1248000049	Hinge	1-5/8" (41.3 mm)	Brushed Chrome
1248000050	Hinge	1-3/4" (44.5 mm)	Brushed Chrome
1248000051	Hinge	1-7/8" (47.6 mm)	Brushed Chrome
1248000078	Hinge	2" (50.8 mm)	Brushed Chrome

Model No.	Item	Offset	Finish
1249000004	Hinge	Flush (0.0 mm)	Polished Chrome
1249000016	Hinge	Flush (0.0 mm)	Brushed Chrome

PACESETTER HINGES

- Bold, contemporary style.
- Complements Kason Pacesetter locking handles.
- Economy and durability are built in.
- Strong, self-lubricating nylon cam delivers smooth, trouble-free door operation. Closes door with minimum effort.
- Patented cam-rise action reduces gasket wear, even with irregular floors.
- Built-in dwell holds door open beyond 90°.
- Doors lift off without disassembly or removing hinges.
- Hinges reverse in minutes without tools for use on right- or left-opening door.

SPECIFICATIONS

MATERIAL:

High pressure die-cast zinc with self-lubricating nylon cam.

FINISH:
See ordering information.

OFFSET:
Flush (0.0mm).

MOUNTING:
Drilled and countersunk for 1/4" (6.0mm) flat head screws.

LOAD RATING:
See Hinge Selector Chart, Group D.

1255 HINGE

PACKAGING: 4 pair per carton. **WEIGHT:** Approx. 20 lb. 6 oz. (9.2kg) per carton.

1256 HINGE

PACKAGING: 3 pair per carton. **WEIGHT:** Approx. 18 lb. (8.2kg) per carton.

1255-1 SPRING CARTRIDGE KIT

Converts No. 1255 or 1256 to spring assist for greater closing force.

SPECIFICATIONS

MATERIAL:

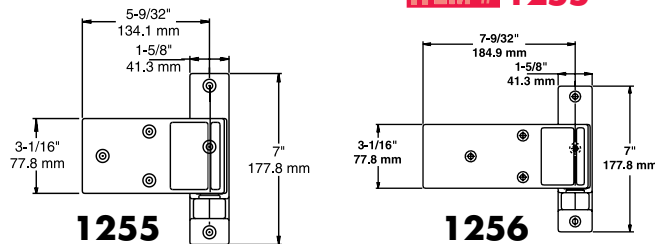
High pressure die-cast zinc shell, premium music wire spring.

Model No.	Item	Finish
1255V00004C	Hinge, Smooth Face	Polished Chrome
1255000004	Hinge, Textured Panel	Brushed Chrome
1255000014	Hinge, Textured Panel	Polished Chrome
1256V00004C	Hinge, Smooth Face	Polished Chrome
1256000004	Hinge, Textured Panel	Brushed Chrome
1255000001	Spring Kit for 1255 & 1256	Brushed Chrome
1255000003	Spring Kit for 1255 & 1256	Polished Chrome

ITEM # 1256 NSF®



ITEM # 1255



COMPANION PACESETTER LOCKING HANDLES

NSF®

ITEM # 1238 & 1239

EASY SPRING CARTRIDGE INSTALLATION

1. Replace existing follower assembly with spring cartridge follower assembly.



2. Assemble spring cartridge.




3. Remove black plastic cap at top of strap and insert spring assembly into strap so that screw enters hole in cam.



4. Drive screw through rod and secure with acorn nut.





ITEM # 1275

CAM-RISE STRAP HINGES

- Designed for infitting doors.
- Provides self-closing action.
- Solid steel cam smoothly glides over hardened steel roller to easily lift heaviest doors.
- Use where irregular floors interfere with free operation of doors.
- Non-reversible; must be ordered right- or left-handed.

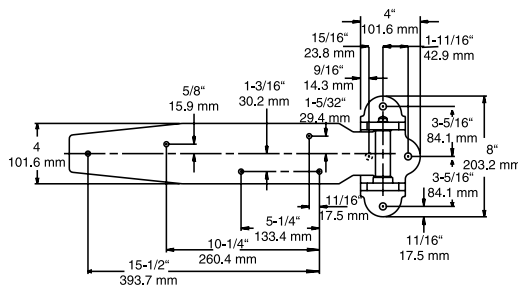
SPECIFICATIONS

MATERIAL: Heavy gauge steel strap, malleable iron flange.
FINISH: Kasonized.
MOUNTING: Strap drilled for 3/8" (9.5mm) screws. Flange drilled for 3/8" (9.5mm) lag screws.
LOAD RATING: See Hinge Selector Chart, Group H.

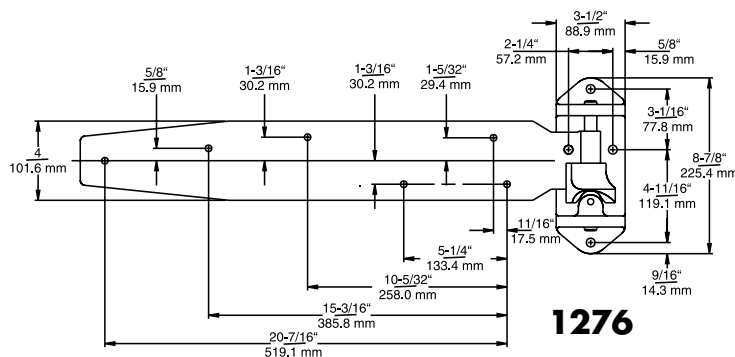
1275 HEAVY DUTY HINGE

STRAP LENGTH: 21" (533.4mm). **PACKAGING:** 1 pair per carton. **WEIGHT:** Approx. 22 lb. (10.0kg) per carton.

Model No.	Item	Offset
1275000020	Hinge, Left Hand	1-1/8" (28.6 mm)
1275000024	Hinge, Right Hand	1-1/8" (28.6 mm)
1275000028	Hinge, Left Hand	1-1/4" (31.8 mm)
1275000032	Hinge, Right Hand	1-1/4" (31.8 mm)



1275




1276

1276 ENLARGED HEAVY DUTY HINGE

STRAP LENGTH: 26" (658.5 mm). **PACKAGING:** 1 pair per carton. **WEIGHT:** Approx. 24.3 lb. (11.0 kg) per carton.

Model No.	Item	Offset
1276000020	Hinge, Left Hand	1-1/8" (28.6 mm)
1276000024	Hinge, Right Hand	1-1/8" (28.6 mm)
1276000028	Hinge, Left Hand	1-1/4" (31.8 mm)
1276000032	Hinge, Right Hand	1-1/4" (31.8 mm)





ITEM # 1277

1277 SERIES HEAVY DUTY HINGES

- Tough, economical self-closing hinges.
- Sizes to fit all supermarket, cold storage and other heavy duty walk-in requirements.
- Precision machined steel cams gently raise and lower door for easier opening and less gasket wear.
- Extra wide strap and reinforcing ribs on underside of flange provide great strength and durability.
- Stress tested through thousands of slam cycles.
- Reversible, without disassembly, for right- or left-opening door.

SPECIFICATIONS

MATERIAL:
High pressure die-cast zinc flange, 3/16" (4.8mm) thick steel strap, 5/8" (15.9mm) diameter steel cam pin.

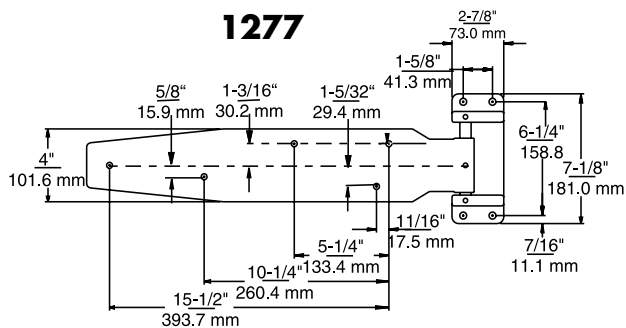
FINISH:
Kasonized. Powder coated finishes available for severe environmental applications.

MOUNTING:
Drilled for 3/8" (9.5mm) screws.
LOAD RATING:
See Hinge Selector Chart, Group G.

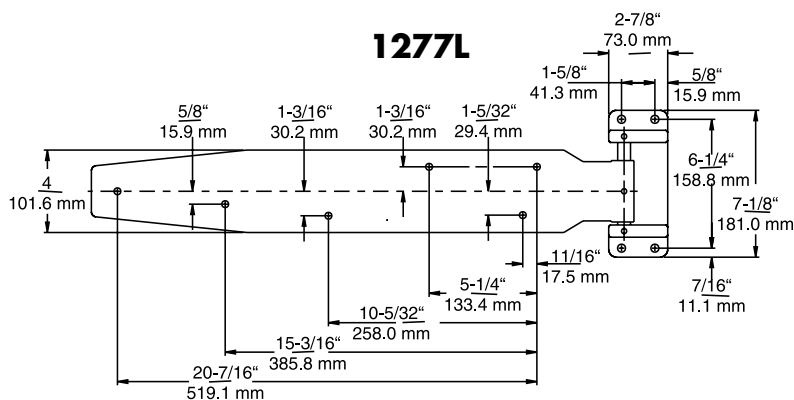
CONTINUED ON FOLLOWING PAGE.



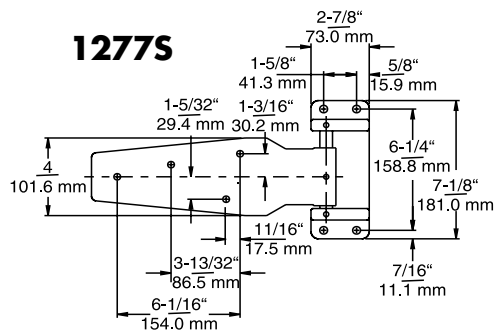
1277



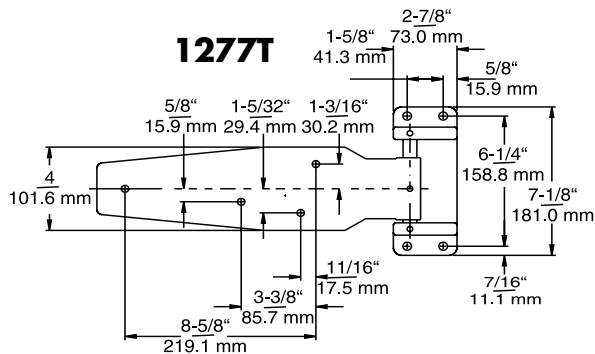
1277L



1277S



1277T



Model No.	Offset	Strap Length
1277000004	Flush (0.0 mm)	
1277000008	1-1/8" (28.6 mm)	
1277000010	1-1/4" (31.8 mm)	
1277000012	1-3/8" (34.9 mm)	21"
1277000014	1-1/2" (38.1 mm)	(533.4 mm)
1277000016	1-5/8" (41.3 mm)	
1277000018	1-3/4" (44.5 mm)	
1277000020	1-7/8" (47.6 mm)	
1277L00008	1-1/8" (28.6 mm)	
1277L00010	1-1/4" (31.8 mm)	26"
1277L00012	1-3/8" (34.9 mm)	(685.8 mm)
1277L00016	1-5/8" (41.3 mm)	
1277S00008	1-1/8" (28.6 mm)	
1277S00010	1-1/4" (31.8 mm)	
1277S00012	1-3/8" (34.9 mm)	11-5/8"
1277S00014	1-1/2" (38.1 mm)	(293.7 mm)
1277S00016	1-5/8" (41.3 mm)	
1277S00018	1-3/4" (44.5 mm)	
1277T00004	Flush (0.0 mm)	
1277T00008	1-1/8" (28.6 mm)	
1277T00010	1-1/4" (31.8 mm)	
1277T00012	1-3/8" (34.9 mm)	14"
1277T00014	1-1/2" (38.1 mm)	(358.2 mm)
1277T00016	1-5/8" (41.3 mm)	
1277T00018	1-3/4" (44.5 mm)	
1277T00020	1-7/8" (47.6 mm)	

PACKAGING

Model No.	Qty/Carton	Wgt/Carton
1277	2 pair	27 lb. (12.2 kg)
1277L	2 pair	33 lb. (14.9 kg)
1277S	4 pair	40 lb. (18.0 kg)
1277T	3 pair	32 lb. (14.3 kg)



1240 ALUMINUM HINGE

- Rugged through-pin hinge is engineered to minimize play and door sag.
- Built-in cam gently raises the opening door to reduce friction and gasket wear.
- Furnished right hand; can be reversed.

SPECIFICATIONS

MATERIAL: High pressure die-cast aluminum; nylon cam and follower.	OFFSET: See order information, below.	LOAD RATING: See Hinge Selector Chart, Group F.
FINISH: See order information, below.	MOUNTING: Drilled and countersunk for 1/4" (6.0mm) flat head screws.	PACKAGING: 3 pair per carton.
		WEIGHT: Approx. 10.5 lb. (4.7kg) per carton.

Model No.	Item	Offset	Finish
1240000016	Hinge	1-3/8" (34.9 mm)	Tuffkote
1240000020	Hinge	Flush (0.0)	Polished Aluminum
1240000024	Hinge	1-1/8" (28.6 mm)	Polished Aluminum
1240000028	Hinge	1-1/4" (31.8 mm)	Polished Aluminum
1240000032	Hinge	1-3/8" (34.9 mm)	Polished Aluminum

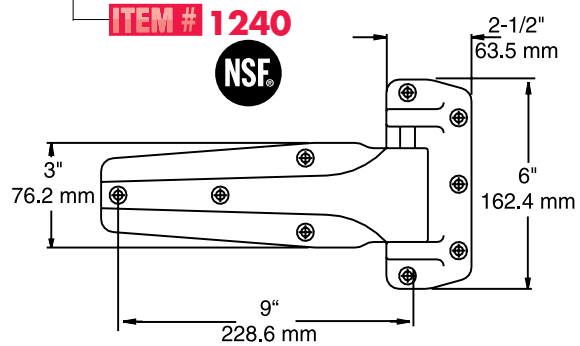

1398 HEAVY DUTY CAM RISE HINGE

- Slotted holes allow gasket adjustment.
- Built-in cam gently raises the opening door to reduce friction and gasket wear.
- Furnished right hand; can be reversed.

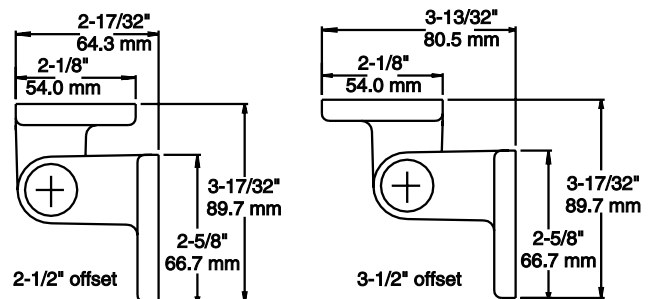
SPECIFICATIONS

MATERIAL: High pressure die-cast zinc; nylon cam and follower.	OFFSET: See order information, below.	PACKAGING: 4 pair per carton.
FINISH: See order information, below.	MOUNTING HOLES: Drilled for 3/8" (9.5mm) screws.	WEIGHT: Approx. 28 lb. (12.7kg) per carton.
	LOAD RATING: See Hinge Selector Chart, Group G.	

Model No.	Item	Offset	Finish
1398000008	Hinge	2-1/2" to 3 1/2" (63.5 mm to 88.9 mm)	Tuffkote
1398000012	Hinge	2-1/2" to 3 1/2" (63.5 mm to 88.9 mm)	Chrome
1398000016	Hinge	3-1/2" (88.9 mm) or greater	Tuffkote
1398000020	Hinge	3-1/2" (88.9 mm) or greater	Chrome



ITEM # 1398
NSF





FORGED BRASS HINGES

- Finest quality high strength brass material.
- Rugged construction for long, dependable wear.
- Engineered for smooth, easy door operation.
- Designed to carry the heaviest doors.

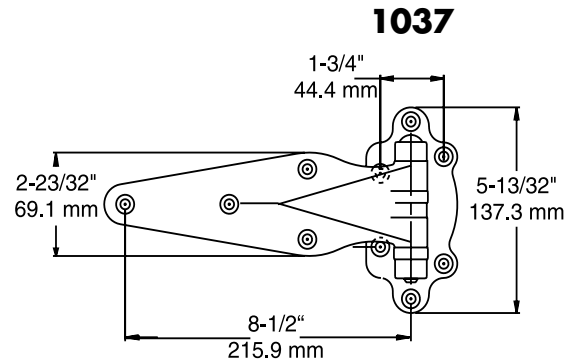
SPECIFICATIONS

MATERIAL: Forged brass with stainless steel pin and nylon bearing washers.	FINISH: Polished chrome.	MOUNTING: Holes drilled and countersunk for 1/4" (6.0mm) screws.
	OFFSETS: See order information, below.	

1037 HINGE

LOAD RATING:
See Hinge Selector Chart, Group F.

Model No.	Item	Offset
1037000004	Hinge	Flush (0.0 mm)
1037000044	Hinge	1-1/8" (28.6 mm)
1037000048	Hinge	1-1/4" (31.8 mm)
Other offsets available to specification.		



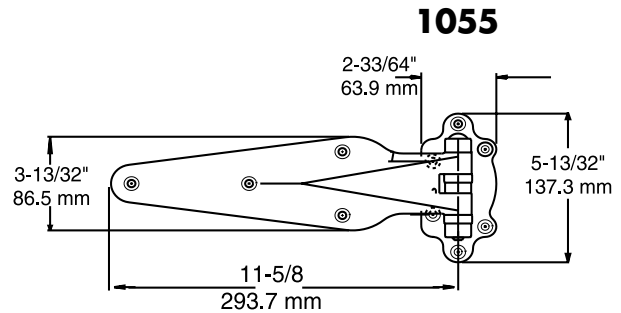
1055 HEAVY DUTY HINGE

LOAD RATING:
See Hinge Selector Chart, Group F.

PACKAGING:
3 pair per carton.

WEIGHT:
Approx. 20.3 lb. (9.2kg) per carton.

Model No.	Item	Offset
1055000004	Hinge	Flush (0.0 mm)
1055000044	Hinge	1-1/8" (28.6 mm)
1055000048	Hinge	1-1/4" (31.8 mm)
1055000052	Hinge	1-3/8" (34.9 mm)



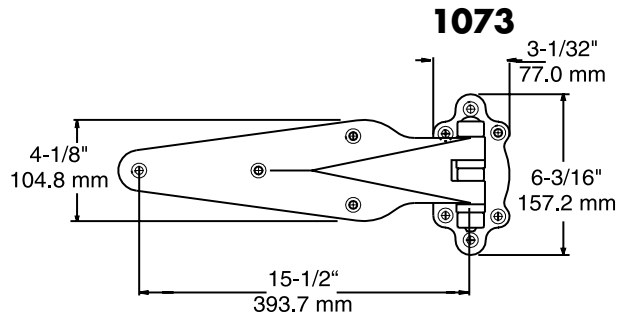
1073 EXTRA HEAVY DUTY HINGE

LOAD RATING:
See Hinge Selector Chart, Group G.

PACKAGING:
1 pair per carton.

WEIGHT:
Approx. 11.5 lb. (5.2kg) per carton.

Model No.	Item	Offset
1073000004	Hinge	Flush (0.0 mm)
1073000016	Hinge	1-1/8" (28.6 mm)
1073000020	Hinge	1-1/4" (31.8 mm)
1073000024	Hinge	1-3/8" (34.9 mm)




STEEL STRAP HINGES

- Smooth and durable.
- Smooth action for coolers, freezers and cold storage doors.

SPECIFICATIONS

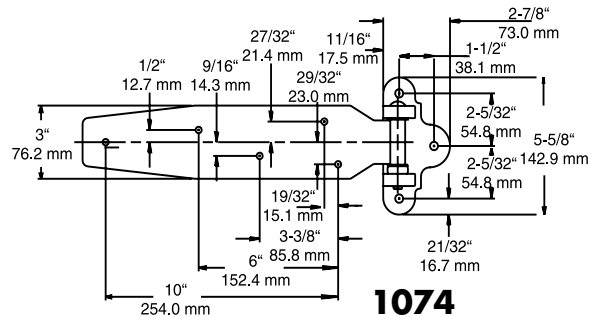
MATERIAL: Cast iron flange, steel strap, nylon bearing, steel pin.
FINISH: Kasonized.
OFFSETS: See order information, below pin.



1074 HINGE

STRAP LENGTH: 13-5/8" (346.1mm).
LOAD RATING: See Hinge Selector Chart, Group E.
PACKAGING: 6 pr. per carton.

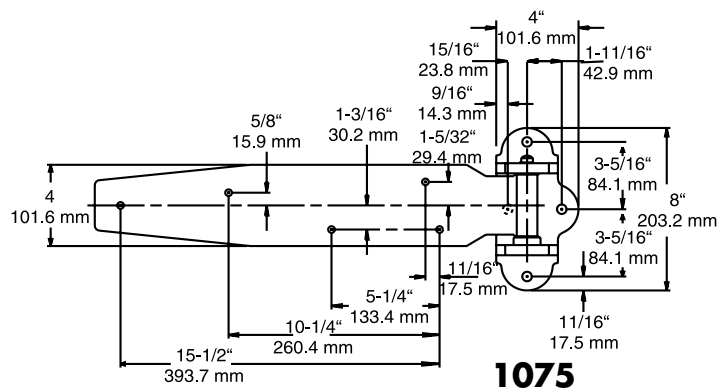
MOUNTING: Strap drilled for 1/4" (6.0mm) screws; flange drilled for 5/16" (8.0mm) lag screws.
WEIGHT: Approx. 37 lb. (16.8kg) per carton.



Model No.	Item	Offset
1074000008	Hinge	Flush (0.0 mm)
1074000020	Hinge	1-1/8" (28.6 mm)

1075 HEAVY DUTY HINGE

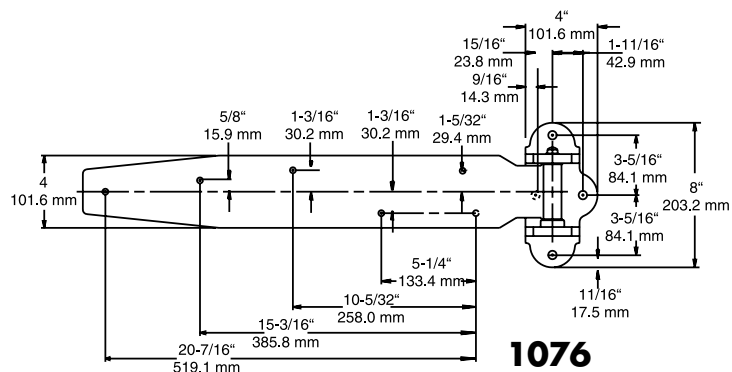
STRAP LENGTH: 21" (533.4mm).
LOAD RATING: See Hinge Selector Chart, Group H.
PACKAGING: 1 pair per carton.
WEIGHT: Approx. 16.5 lb. (7.5kg) per carton.




Model No.	Item	Offset
1075000004	Hinge	Flush (0.0 mm)
1075000016	Hinge	1-1/8" (28.6 mm)
1075000020	Hinge	1-1/4" (31.8 mm)
1075000024	Hinge	1-3/8" (34.9 mm)

1076 EXTRA HEAVY DUTY HINGE

STRAP LENGTH: 26" (660.4mm).
LOAD RATING: See Hinge Selector Chart, Group H.
PACKAGING: 1 pair per carton.
WEIGHT: Approx. 18 lb. (8.2kg) per carton.



Model No.	Item	Offset
1076000016	Hinge	1-1/8" (28.6 mm)
1076000020	Hinge	1-1/4" (31.8 mm)
1076000024	Hinge	1-3/8" (34.9 mm)



ITEM # 1214

IRON STRAP HINGES

Tough iron hinges feature a steel flange for extra strength.

SPECIFICATIONS

MATERIAL: Malleable iron strap, steel flange.	OFFSETS: See order information, below.	LOAD RATING: See Hinge Selector Chart, Group F.
FINISH: Kasonized.	MOUNTING: Holes drilled and counter-sunk for 1/4" (6.0mm) screws.	

1214 HEAVY DUTY HINGE

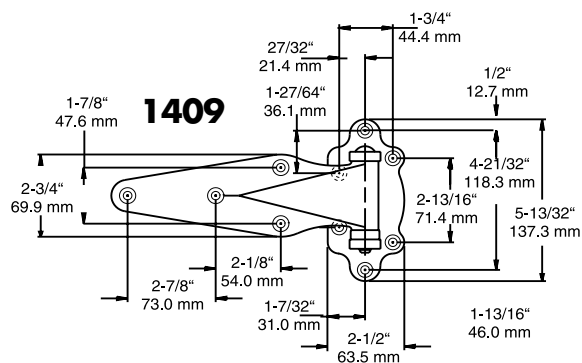
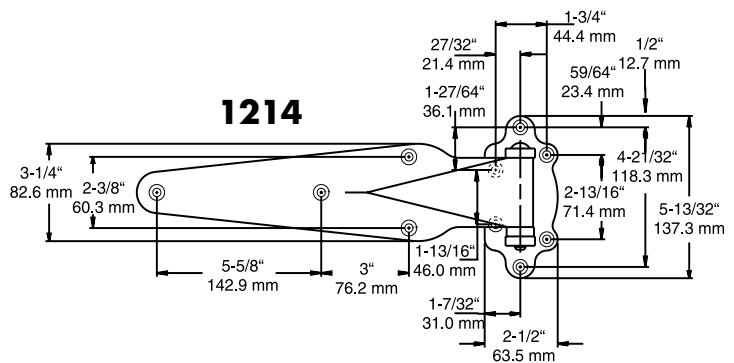
STRAP LENGTH: 13" (330.2mm)	PACKAGING: 6 pair per carton.	WEIGHT: Approx. 40.5 lb. (18.4kg) per carton.
---------------------------------------	---	--

Model No.	Item	Offset
1214000012	Hinge	1-1/8" (28.6 mm)
1214000016	Hinge	1-1/4" (31.8 mm)
1214000020	Hinge	1-3/8" (34.9 mm)
1214000024	Hinge	1-1/2" (38.1 mm)

1409 HINGE

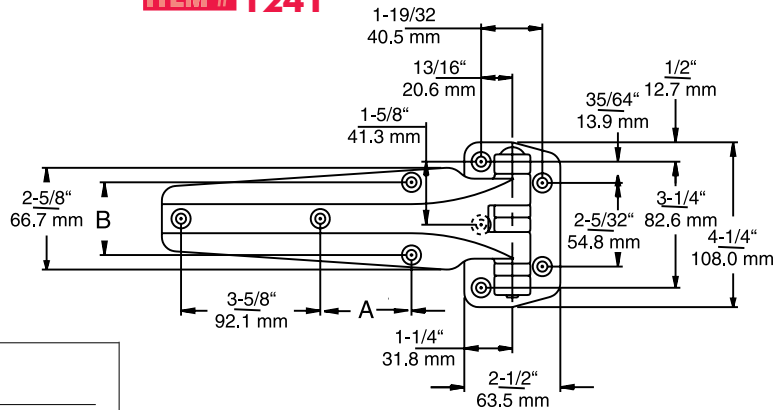
STRAP LENGTH: 8-3/8" (212.7 mm).	PACKAGING: 6 pair per carton.	WEIGHT: Approx. 33 lb. (15.0kg) per carton.
--	---	--

Model No.	Item	Offset
1409000004	Hinge	Flush (0.0 mm)





ITEM # 1241



1241 HEAVY DUTY DOUBLE KNUCKLE HINGE

- Engineered to take great stress and resist sag.
- Exclusive ribbed underside construction reduces weight while adding strength.

SPECIFICATIONS

STRAP LENGTH: 9" (228.6mm).
OFFSETS: See order information, below.

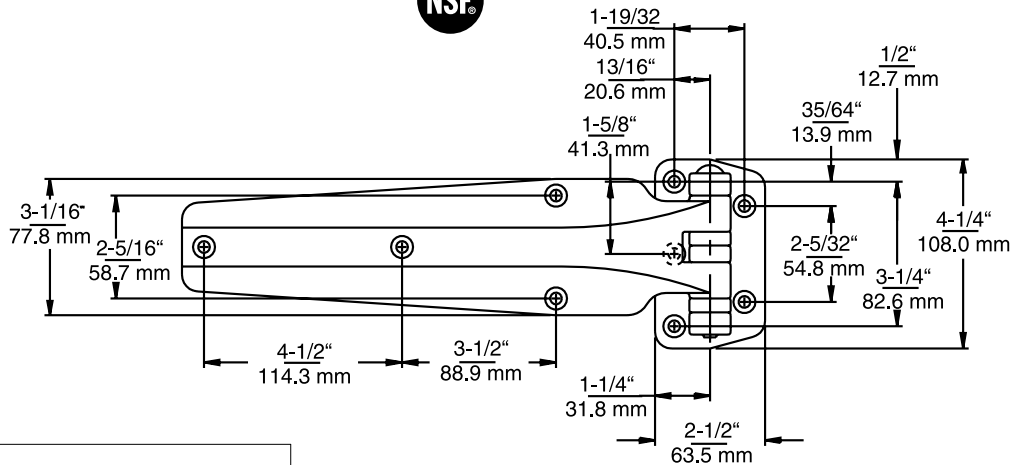
MATERIAL: High pressure die-cast zinc with stainless steel pin and nylon bearings.
MOUNTING: Holes drilled and countersunk for 1/4" (6.0mm) screws. Strap available with three different mounting hole locations; refer to dimensions A and B on drawings.

FINISH: Polished chrome.
LOAD RATING: See Hinge Selector Chart, Group D.

Model No.	Item	Offset	Dim. A	Dim. B	Qty/Carton	Wgt/Carton
1241000004	Hinge	Flush (0.0 mm)	2-3/8" (60.3 mm)	1-7/8" (47.6 mm)	4 pair	20 lb. (8.1 kg)
1241000008	Hinge	1-1/8" (28.6 mm)	2-3/8" (60.3 mm)	1-7/8" (47.6 mm)	3 pair	14 lb. (6.8 kg)
1241H00004	Hinge	Flush (0.0 mm)	1-23/32" (43.6 mm)	1-11/16" (42.9 mm)	4 pair	20 lb. (8.1 kg)
1241S00004	Hinge	Flush (0.0 mm)	1-3/16" (30.2 mm)	1-3/4v (44.4 mm)	4 pair	20 lb. (8.1 kg)



ITEM # 1251




**1251 HEAVY DUTY
DOUBLE KNUCKLE HINGE**

- Longer version of Kason 1241 hinge.
- Exclusive ribbed underside construction reduces weight while adding strength.

SPECIFICATIONS

STRAP LENGTH: 12" (304.8mm).	FINISH: Polished chrome.	LOAD RATING: See Hinge Selector Chart, Group D.
MATERIAL: High pressure die-cast zinc with stainless steel pin and nylon bearings.	OFFSETS: See order information, below.	PACKAGING: 2 pair per carton.
	MOUNTING: Holes drilled and countersunk for 1/4" (6.0mm) screws.	WEIGHT: 15.4 lb. (7.0kg) per carton.

EXCLUSIVE RIBBED CONSTRUCTION



Model No.	Item	Offset
1251000008	Hinge	1-1/8" (28.6 mm)
1251000012	Hinge	1-1/4" (31.8 mm)
1251000016	Hinge	1-3/8" (34.9 mm)



ITEM # 1341

1341 STAINLESS STEEL DOUBLE KNUCKLE HINGE

- Classic Kason design in high strength polished stainless steel.
- Engineered to accept extreme stress and resist door sag.
- Ultimate hinge for use in process plants, harsh outdoor weather and caustic environments.
- Resists abuse and tampering.
- Order right-hand and left-hand separately.
- Double thrust washers provide smoothest operation.

SPECIFICATIONS

STRAP LENGTH
9" (228.6mm).

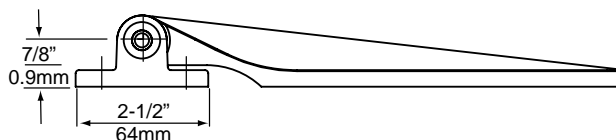
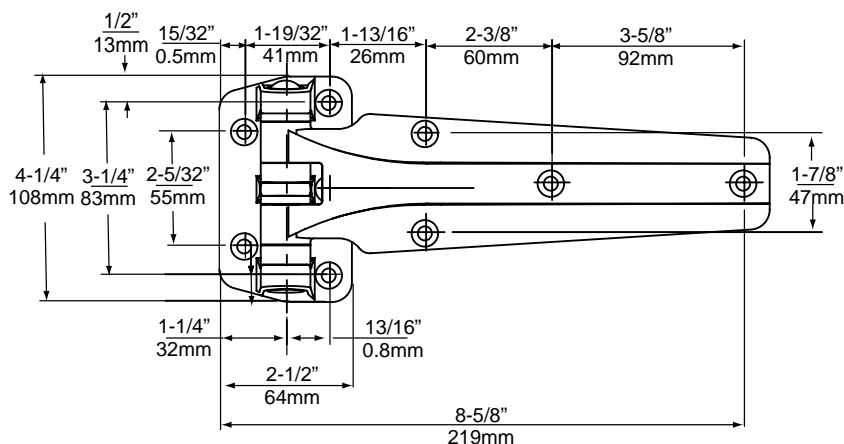
OFFSET:
Flush

MATERIAL:
300 Series stainless steel with stainless pin and nylon bearings.

MOUNTING:
Holes drilled and countersunk for 1/4" (6.0mm) screws.

FINISH:
Polished

LOAD RATING:
See Kason Hinge Selector Chart, Group D.



Model No.	Description	Qty/Carton	Weight/Carton
1341000003	Flush, Left Hand	4 pair	20 lb. (9kg)
1341000004	Flush, Right Hand	4 pair	20 lb. (9kg)





ITEM # 1377S 

1377S STAINLESS STEEL SELF-CLOSING HINGES

HEAVY DUTY CORROSION RESISTANT

- Self-closing, cam-rise hinge is extra rugged for challenging applications.
- Precision-machined stainless steel cams gently raise and lower large doors.
- Cam action assures effortless opening and less gasket wear.
- Strap reverses for right- or left-opening door without disassembly.

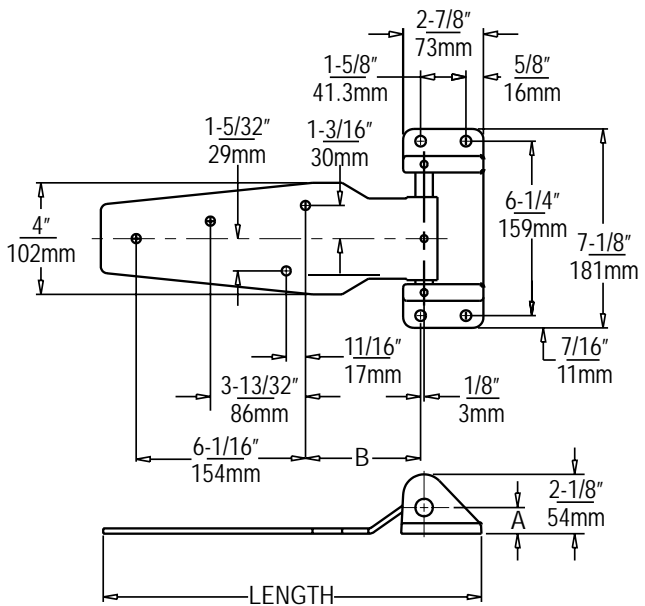
SPECIFICATIONS

MATERIAL:
Polished #316 Series stainless steel flange, 3/16" (5mm) thick strap and 5/8" (16mm) diameter cam pins.

STRAP LENGTH:
11-5/8" (294mm) offsets.
See ordering information below.


MOUNTING:
Drilled for 3/8" (10mm) screws.

LOAD RATING:
Kason Hinge Selector Chart, Group G, Page B-29.



Model No.	Offset	Length	"A"	"B"
1377S00004	Flush (0.0mm)	13-1/2" (342.9mm)	15/16" (23.8mm)	3-31/32" (100.8mm)
1377S00008	1-1/8" (29mm)	13-21/32" (346.1mm)	15/16" (23.8mm)	4-3/32" (104.0mm)
1377S00010	1-1/4" (32mm)	13-11/16" (347.7mm)	15/16" (23.8mm)	4-1/8" (104.8mm)
1377S00012	1-3/8" (35mm)	13-21/32" (346.1mm)	15/16" (23.8mm)	4-3/32" (104.0mm)
1377S00014	1-1/2" (38mm)	13-21/32" (346.1mm)	1-5/16" (33.3mm)	4-3/32" (104.0mm)
1377S00016	1-5/8" (41mm)	13-11/16" (347.7mm)	1-5/16" (33.3mm)	4-1/8" (104.8mm)
1377S00018	1-3/4" (45mm)	13-21/32" (346.1mm)	1-5/16" (33.3mm)	4-3/32" (104.0mm)

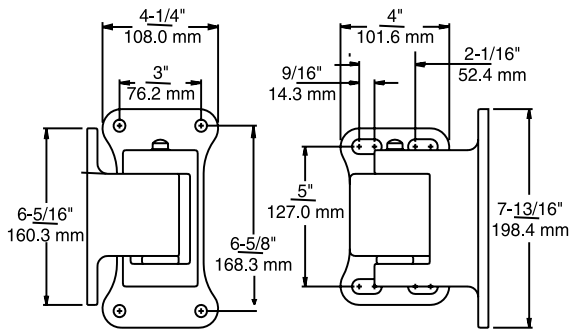




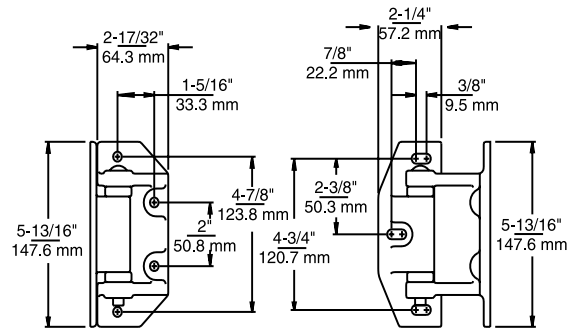
ITEM # 94



ITEM # 998



94



998

94 SUPER FREEZER HINGE

Strong Tenzaloy hinge for doors with offsets of 5-1/4" (133.4 mm) or higher.

SPECIFICATIONS

MATERIAL: Cast Tenzaloy.	MOUNTING: Holes drilled for 3/8" (9.0mm) lag screws.	PACKAGING: 1 pair per carton.
FINISH: Kasonized.	LOAD RATING: See Hinge Selector Chart, Group J.	WEIGHT: 6.75 lb. (3.1kg) per carton.

998 SUPER FREEZER HINGE

Tough iron hinge for doors with offsets of 4" (101.6 mm) or higher.

SPECIFICATIONS

MATERIAL: Malleable iron.	MOUNTING: Holes drilled for 5/16" (8.0mm) lag screws.	PACKAGING: 6 pair per carton.
FINISH: Kasonized.	LOAD RATING: See Hinge Selector Chart, Group G.	WEIGHT: 41 lb. (18.6kg) per carton.

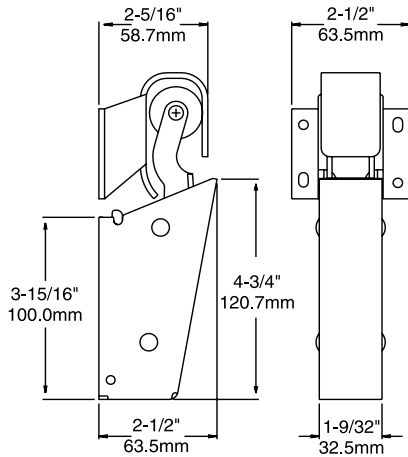
Model No.	Item
0094000004	Super Freezer Hinge

Model No.	Item
0998000004	Super Freezer Hinge





ITEM # 1095



1095



Patent No. D390,442

1095 SPRING ACTION DOOR CLOSER

- Operates by direct force adding to natural swing momentum of closing door.
- Designed to overcome slowing action of gaskets and air pressure.
- Provides fast, full closure for heavy walk-in doors.
- Easy installation; simply snaps onto concealed mounting plate.
- Simple spring mechanism gives long, trouble-free life.
- Patented solid steel housing and bend-resistant hook assure long wear in heavy use.
- Rubber roller ensures quiet operation.
- Ideal complement for Kason Walk-in door hardware to provide self-closing doors.

SPECIFICATIONS

MATERIAL:
Steel housing and strike.


PACKAGING:
Closers and hooks packaged separately;
24 to carton.

FINISH:
Bright chrome.

WEIGHT:
See order information.

MOUNTING HOLES:
Drilled for No. 10
(5.0mm) screws.

Model No.	Item	Wgt/Carton
1095000013	Closer	30.0 lb (13.6 kg)
1094000025	Hook for 1095, Flush (0.0 mm)	9.5 lb. (4.3 kg)
1094000029	Hook for 1095, 1-1/8" (28.6 mm) Offset	12.3 lb. (5.5 kg)



1094 SURECLOSE™ HYDRAULIC DOOR CLOSER

- Powerful gas-loaded hydraulic cylinder guarantees controlled closure.
- Exposed and concealed mounting models.
- Patented solid steel enclosed housing and bend-resistant hook assure long wear in heavy use.
- Extra-wide hook ensures roller pick-up and overcomes alignment problems.
- Life-cycle tested to operate reliably even after a half-million closures.
- Easily replaces any conventional door closer.
- Perfect complement for Kason Walk-in hinges and latches where self-closing doors with controlled closure are needed.

1094S DUAL-SPEED CLOSER

All the features of the 1094 SureClose, with the additional benefit of a specially developed snubbing mechanism. Initial fast closing action allows unit to withstand slamming force, while secondary, slower action provides gradual closing to lessen final impact.

SPECIFICATIONS

MATERIAL:
Heavy gauge
steel.

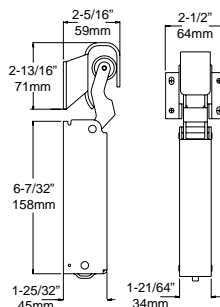
PACKAGING:
Closers and hooks
packaged separately;
24 to a carton.

FINISH:
Polished or
brushed chrome.

WEIGHT:
See order
information.

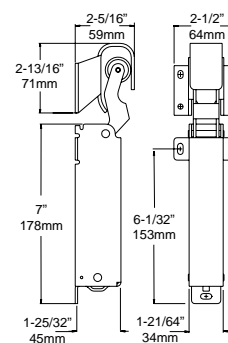
MOUNTING:
Holes drilled for
No. 10 (5.0 mm)
screws.

ITEM # 1094
CONCEALED
MOUNTING **NSF**



CONCEALED

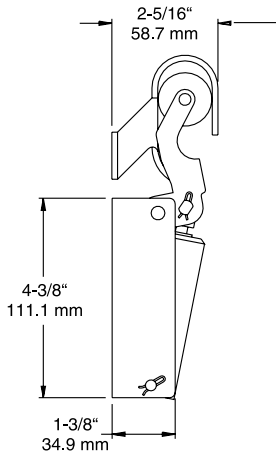
ITEM # 1094
EXPOSED
MOUNTING **NSF**



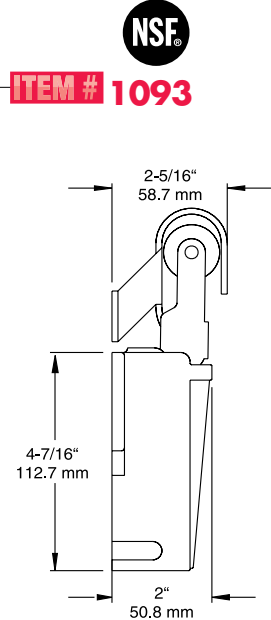
EXPOSED

Model No.	Item	Finish	Wgt/Carton
109400002	Closer, Exposed Mounting	Brushed Chrome	35 lb. (15.6kg)
109400003	Closer, Exposed Mounting	Polished Chrome	35 lb. (15.6kg)
109400012	Closer, Concealed Mounting	Brushed Chrome	35 lb. (15.6kg)
109400013	Closer, Concealed Mounting	Polished Chrome	35 lb. (15.6kg)
1094S00003	Dual Closer, Exposed Mounting	Polished Chrome	35 lb. (15.6kg)
1094S00012	Dual Closer, Concealed Mounting	Brushed Chrome	35 lb. (15.6kg)
1094S00013	Dual Closer, Concealed Mounting	Polished Chrome	35 lb. (15.6kg)
1094000024	Hook for 1094 Flush (0.0mm)	Brushed Chrome	9.5 lb. (4.3kg)
1094000025	Hook for 1094 Flush (0.0mm)	Polished Chrome	9.5 lb. (4.3kg)
1094000028	Hook for 1094. 1-1/8" (28.6mm) Offset	Brushed Chrome	12.3 lb. (5.5kg)
1094000029	Hook for 1094. 1-1/8" (28.6mm) Offset	Polished Chrome	12.3 lb. (5.5kg)

ITEM # 1092



ITEM # 1093



1092 HYDRAULIC DOOR CLOSER

- Brakes movement, shuts door noiselessly and keeps it closed.
- Recloses door opened as result of temperature-pressure build up.
- Long-wearing.

SPECIFICATIONS

MATERIAL: Steel.	MOUNTING HOLES: Drilled for No. 10 (5.0mm) screws.	WEIGHT: Approx. 14.8 lb. (6.7kg) per carton.
FINISH: Kasonized.	PACKAGING: 8 per carton.	

Model No.	Item
1092000004	Closer w/Flush (0.0 mm) Hook
1092000008	Closer w/1-1/8" (28.6 mm) Offset Hook

1093 HYDRAULIC DOOR CLOSER

- Quiet, efficient hydraulic closer.
- White plastic cover adds style.
- Replaces competitive models.

SPECIFICATIONS

MATERIAL: Steel.	COVER: White plastic.	PACKAGING: 10 per carton.
FINISH: Chrome.	MOUNTING HOLES: Drilled for No. 10 (5.0mm) screws.	WEIGHT: Approx. 13 lb. (5.9kg) per carton.

Model No.	Item
1093000004	Closer w/Flush (0.0 mm) Hook
1093000008	Closer w/1-1/8" (28.6 mm) Offset Hook



1091 SPRING ACTION DOOR CLOSER

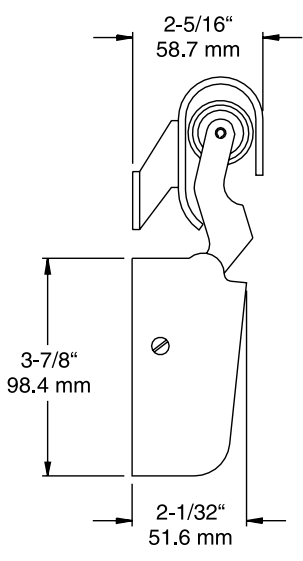
- Automatically closes door from 10° of closed position.
- Easy installation.
- Furnished with gray polystyrene cover.

SPECIFICATIONS

MATERIAL: Steel with polystyrene cover. **See ordering information.**
FINISH: Kasonized. **MOUNTING:** Housing drilled for No. 12 (5.5mm) screws. Strike drilled for No. 10 (5.0mm) screws.
OFFSETS:

PACKAGING: 12 per carton, complete with hooks.
WEIGHT: Approx. 12 lb. (5.4kg) per carton.

Model No.	Item	Finish
109100004	Closer w/Flush (0.0 mm) Hook	Kasonized
109100008	Closer w/1-1/8" (28.6 mm) Offset Hook	Kasonized



ITEM # 1091



Patent No. D268,322

1097 SPRING ACTION DOOR CLOSER

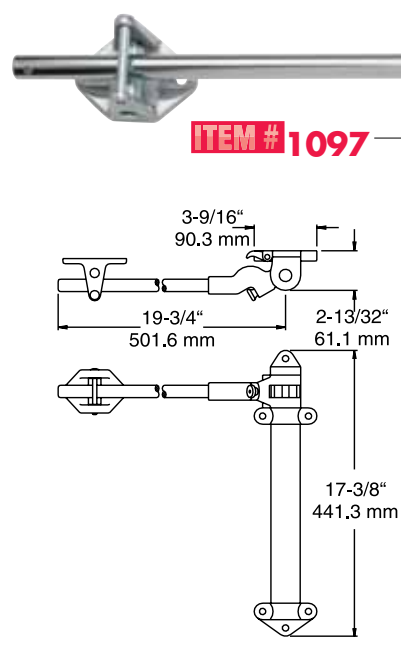
- High tension closer recommended for doors exceeding 200 lb. (90.7kg).
- Spring tension can be set to close door under a wide range of conditions.
- Roller rod guide assures smooth operation with either rise or fixed pin hinges.
- Invert for left-hand applications.

SPECIFICATIONS

MATERIAL: Malleable iron with steel rod and tube. **OFFSET:** 7/8" (22.2mm) maximum without shimming.
FINISH: See order information. **MOUNTING:** Guide drilled for 1/4" (6.0mm) screws. Closer drilled for 3/8" (9.0mm) screws. Mount just above lower hinge for best results.

PACKAGING: 1 per carton.
WEIGHT: Approx. 13.5 lb. (6.1kg) per carton.

Model No.	Item	Finish
109700004	Closer	Kasonized
109700008	Closer	Chrome
109700012	Spring Cartridge Kit	Kasonized
109700016	Spring Cartridge Kit	Chrome



ITEM # 1097



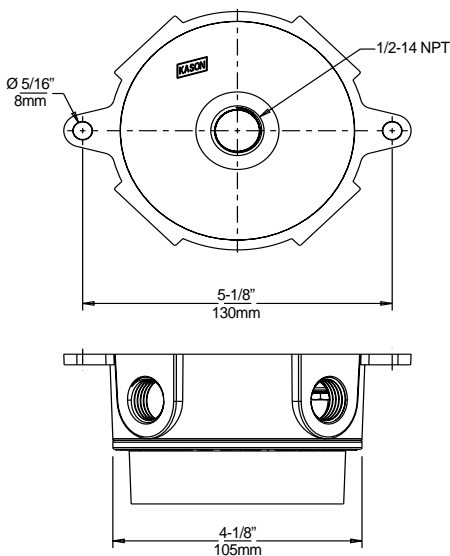
CAUTION:

For operator safety, Model No. 1097 door closer is intended to be used where high force is necessary to close heavy doors. Mount door closer as low as possible.





ITEM # 1806
GREENGUARD



1806 SERIES VAPOR-PROOF COMPACT FLUORESCENT LIGHT FIXTURE MEETS FEDERAL ENERGY REGULATIONS FOR WALK-INS

- GU-24 socket provides sustainable, energy efficient alternative to standard incandescent walk-in fixtures.
- Proven self-ballasted compact fluorescent technology provides an economical solution to satisfy new federal energy reduction mandate for 2009.
- 26W fluorescent fulfills Energy Act requirement of 40 lumens per watt.
- Compact fluorescent lamp uses about 75% less energy than incandescent 100W bulb and lasts up to 10 times longer.
- Connects with standard electrical wiring.
- Available with clear polycarbonate or coated glass globe.
- Model No. 1806-10 retrofits to existing Kason No. 1802LG, 1803LG and 1804LG junction boxes.
- Meets NSF and UL requirements.

SPECIFICATIONS

MATERIAL:
Die-cast aluminum box, housing and plugs. Clear polycarbonate or coated glass globe.

ELECTRICAL:
GU-24 base accepts one lamp, 13W to 26W maximum, 120 VAC. Ground screw provided. Accepts standard wiring.

LAMP:
26W lamp; 10,000 Hr. life, +60 lumens per watt, 2700K. See Light Distribution table on following page.

TEMPERATURE RATINGS:
Supply lead 140° F (60° C) minimum. Instant start at -20° F (-29° C), 3 minutes to full luminescence.

MOUNTING:

Surface mounts with two tabs drilled for mounting screws. Five conduit ports accept 1/2" (13mm) or 3/4" (19mm) pipe thread. Four threaded plugs supplied to seal unused conduit openings.

SAFETY STANDARDS:
NSF component.
UL listed US and Canada, File Nos. E213129 & E317316.

OTHER:
Suitable for wet locations. Fully gasketed and enclosed to minimize effects of temperature extremes.

Order fixtures and lamps separately. See Ordering Information on following page.

1806-10 RETROFIT KIT

- Converts existing Kason 1802LG, 1803LG and 1804LG fixtures to accept 26W compact fluorescent bulb.
- Kit includes housing, GU-24 socket, gaskets, bulb and mounting hardware.



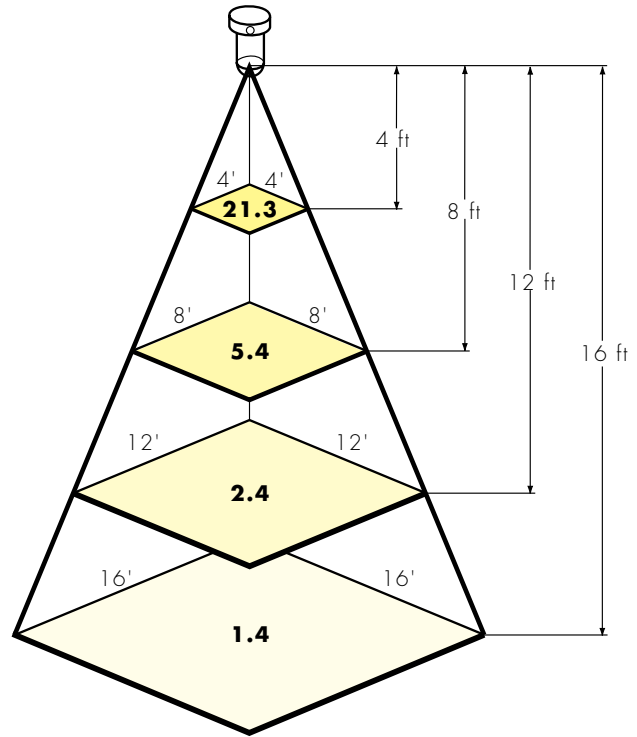
CONTINUED ON FOLLOWING PAGE

CONTINUED FROM PREVIOUS PAGE

1806 SERIES LIGHT DISTRIBUTION

LIGHT DISTRIBUTION FOR 1806 & 1807

Height in Feet	Average FC for Single Fixture Over Indicated Area				
	4' x 4'	8' x 8'	12' x 12'	16' x 16'	20' x 20'
4	21.3	15.8	11.7	8.9	7.0
5	14.4	11.5	9.0	7.1	5.7
6	10.3	8.7	7.1	5.8	4.8
7	7.8	6.8	5.7	4.8	4.0
8	6.0	5.4	4.7	4.0	3.4
9	4.8	4.4	3.9	3.4	3.0
10	3.9	3.6	3.3	2.9	2.6
11	3.3	3.1	2.8	2.5	2.2
12	2.7	2.6	2.4	2.2	2.0
13	2.4	2.2	2.1	1.9	1.8
14	2.0	2.0	1.8	1.7	1.6
15	1.8	1.7	1.6	1.5	1.4
16	1.6	1.5	1.4	1.4	1.3
17	1.4	1.3	1.3	1.2	1.1
18	1.2	1.2	1.2	1.1	1.0
19	1.1	1.1	1.0	1.0	1.0
20	1.0	1.0	1.0	0.9	0.9



COMPACT FLUORESCENT LIGHTING

1806 SERIES ORDERING INFORMATION

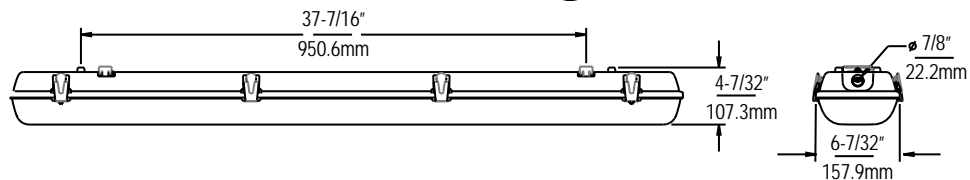
Model No.	Item	Quantity/Weight per Carton
1806LG0000	Fixture with Lexan Globe & 1/2" NPT	Twenty-five/49 lb. (22kg)
1807LG0000	Fixture with Coated Glass Globe & 1/2" NPT	Twenty-five/69 lb. (31kg)
1806000010	Retrofit Kit for 1802LG, 1803LG & 1804LG Fixtures	Fifty/20 lb. (9kg)
1806LG0003	Junction Box for 1806LG & 1807LG	Twenty-five/25 lb. (11kg)
1806LG0004	Junction Box for 1806LG & 1807LG with 3/4" NPT	Twenty-five/25 lb. (11kg)
1806LG0034	Fixture with Lexan Globe & 3/4" NPT	Twenty-seven/53 lb. (24kg)
1806SC2627	26W SB CFL Lamp	Forty-eight/14 lb. (6kg)





GREENGUARD

ITEM # 1810EX



1810EX HIGH EFFICIENCY, LOW-TEMP FLUORESCENT LIGHTING

- Energy efficient, quick-start at low temperatures for coolers, freezers and other applications requiring water resistance.
- Advanced energy saving fluorescent fixtures increase efficiency, produce less heat and reduce operating cost.
- Shatterproof polycarbonate diffuser.
- Foam-in-place gasket assures moisture-proof operation.
- EZ-mount design with tethered snap-in-place reflector simplifies installation.
- High output reflector available for customized light distribution to optimize number of fixtures in a large room.

SPECIFICATIONS

SIZE
Nominal 48". Overall dimensions:
49-7/8" L x 6-3/8" W
x 4-1/4" H (1267 x 162 x 108mm).

HOUSING
Reinforced polyester with foam-in-place silicone gasket.

DIFFUSER/REFLECTOR
High impact polycarbonate diffuser; high gloss white painted sheet metal reflector; snap-on latches for easy access to bulbs and ballast.

BALLAST
Enclosed and mounted on tray with safety tethers. Freezer, T5HO, start -20° F (-29° C). Cooler, T8, start 0° F (-17° C).

POWER
120VAC @ 50/60 Hz; two wiring knockouts. Furnished with one plug and one die-cast, water-tight hub for rigid conduit connection. Complies with NEC regulations.

UL LISTING:
File No. E213129

E-Z MOUNTING
Attach two, Lock & Hold mounting brackets to ceiling; mount supplied conduit hub to housing; snap housing into mounting brackets.

OPTION
High output reflector.

Model No.	Item	Lamp Accepted (Not Included)	Quantity/ Carton	Weight/Carton
1810EX1248L	Freezer Fixture w/ T5HO Electronic Ballast, 106 W, .92 amp @ 120VAC	F54T5HO	1	8 lb. (4kg)
1810EX2448L	Freezer Fixture w/ T5HO Electronic Ballast, 106 W, .92 amp @ 220 - 240VAC	F54T5HO	1	8 lb. (4kg)
1810EX1248LC	Cooler Fixture w/T8 Electronic Ballast, 60 W, .50 amp @ 120VAC	F32T8	1	8 lb. (4kg)
1810EX2448LC	Cooler Fixture w/T8 Electronic Ballast, 60 W, .50 amp @ 220 - 240VAC	F32T8	1	8 lb. (4kg)
1810ES1000	F54T5HO Fluorescent Tubes		25	7 lb. (3kg)
1810EX5000075	High Output Reflector		Request Packaging Information	

For applications requiring larger lighted areas, order multiples of fixtures. Other voltages available

Order replacement parts from Kason.

CONTINUED ON FOLLOWING PAGE

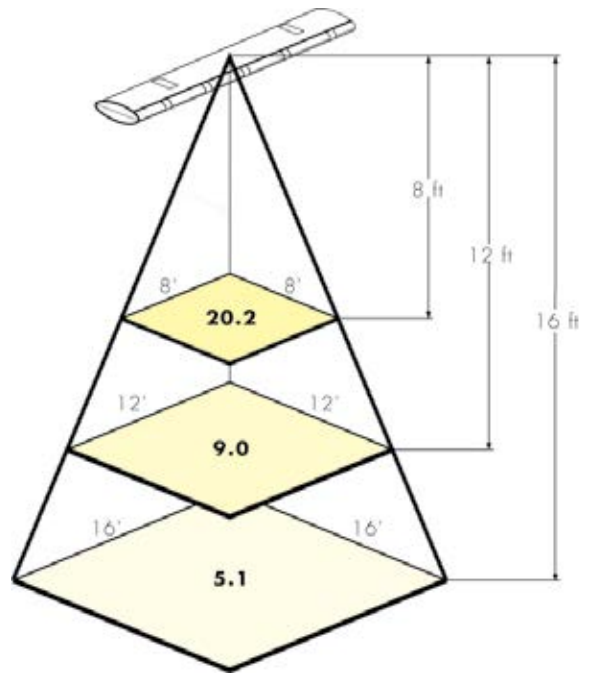
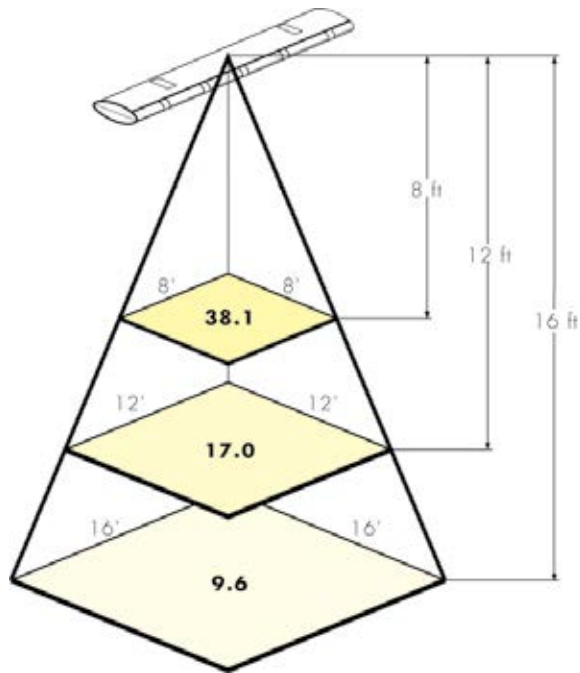


CONTINUED FROM PREVIOUS PAGE

1810EX LIGHT DISTRIBUTION

LIGHT DISTRIBUTION FOR 1810EX FREEZER				
Height in Feet	Average FC for Single Fixture Over Indicated Area			
	8' x 8'	12' x 12'	16' x 16'	20' x 20'
4	111.7	82.8	63.1	49.5
5	81.2	63.5	50.1	40.4
6	61.4	50.0	40.8	33.6
7	47.7	40.3	33.7	28.3
8	38.1	33.0	28.2	24.2
9	31.0	27.4	24.0	20.8
10	25.7	23.1	20.5	18.1
11	21.6	19.7	17.8	15.9
12	18.4	17.0	15.5	14.0
13	15.8	14.8	13.6	12.4
14	13.8	13.0	12.0	11.1
15	12.1	11.4	10.7	9.9
16	10.7	10.2	9.6	8.9
17	9.5	9.1	8.6	8.1
18	8.5	8.2	7.8	7.4
19	7.7	7.4	7.1	6.7
20	6.9	6.7	6.5	6.1

LIGHT DISTRIBUTION FOR 1810EX COOLER				
Height in Feet	Average FC for Single Fixture Over Indicated Area			
	8' x 8'	12' x 12'	16' x 16'	20' x 20'
4	59.2	43.9	33.4	26.2
5	43.0	33.6	26.6	21.4
6	32.5	26.5	21.6	17.8
7	25.3	21.3	17.9	15.0
8	20.2	17.5	15.0	12.8
9	16.4	14.5	12.7	11.0
10	13.6	12.3	10.9	9.6
11	11.4	10.5	9.4	8.4
12	9.7	9.0	8.2	7.4
13	8.4	7.8	7.2	6.6
14	7.3	6.9	6.4	5.9
15	6.4	6.1	5.7	5.3
16	5.7	5.4	5.1	4.7
17	5.0	4.8	4.6	4.3
18	4.5	4.3	4.1	3.9
19	4.1	3.9	3.7	3.6
20	3.7	3.6	3.4	3.3



FLUORESCENT REFRIGERATION LIGHTING



ITEM # 1818-24 CFL



GREENGUARD

1818-24 COMPACT FLUORESCENT REFRIGERATION LIGHT FIXTURES

- Compact fluorescent lamp uses about 75% less energy than incandescent 100W bulb and lasts up to 10 times longer.
- Fixture with GU-24 sockets provides sustainable, energy efficient alternative to standard incandescent walk-in fixtures.
- Proven self-ballasted compact fluorescent technology provides an economical solution to satisfy federal energy reduction mandate.
- 26W fluorescent lamp fulfills Energy Act requirement of 40 lumens per watt.
- Seals out moisture.
- Breakage resistant.
- Easy to install as original equipment or as add-on to meet increased lighting requirements.
- Fixture available with night light socket.
- Available with tamper-proof screws.
- Meets UL requirements.

SPECIFICATIONS

FIXTURE HOUSING:
Die-formed 16 gauge steel, hard baked white enamel finish.

INSULATION:
1/2" (13mm) thick fiberglass pad.

DIFFUSER:
Clear prismatic injection molded polycarbonate.

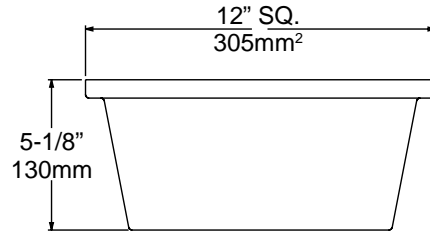
ELECTRICAL:
GU-24 base accepts two lamps, 13W to 26W maximum, 120 VAC. Ground screw provided. Accepts standard wiring.

LAMP:
26W lamp; 10,000 Hr. life, +60 lumens per watt, 2700K. See Light Distribution table.

TEMPERATURE RATINGS:
Supply lead 140° F (60° C) minimum. Instant start at -20° F (-29° C).

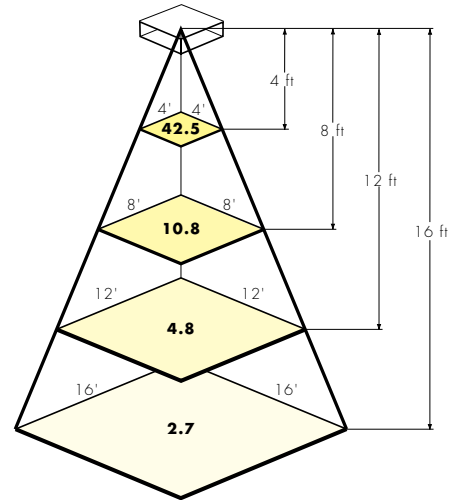
SIZE:
12" x 12" (305mm sq.).

MOUNTING:
Surface mount to recessed junction box or accepts snap-fit 1/2" pancake splice box for internal electrical connections.



LIGHT DISTRIBUTION FOR 1818

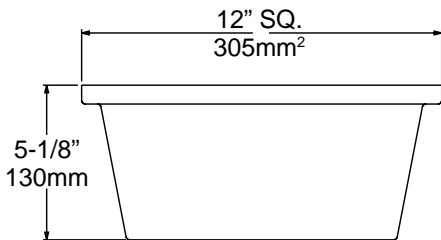
Height in Feet	Average FC for Single Fixture Over Indicated Area				
	4' x 4'	8' x 8'	12' x 12'	16' x 16'	20' x 20'
4	42.5	31.6	23.4	17.8	14.0
5	28.8	23.0	18.0	14.2	11.4
6	20.6	17.4	14.2	11.5	9.5
7	15.5	13.5	11.4	9.5	8.0
8	12.0	10.8	9.3	8.0	6.8
9	9.6	8.8	7.8	6.8	5.9
10	7.8	7.3	6.5	5.8	5.1
11	6.5	6.1	5.6	5.0	4.5
12	5.5	5.2	4.8	4.4	4.0
13	4.7	4.5	4.2	3.8	3.5
14	4.1	3.9	3.7	3.4	3.1
15	3.5	3.4	3.2	3.0	2.8
16	3.1	3.0	2.9	2.7	2.5



Model No.	Item	Quantity/ Carton	Weight / Carton
1818000024	Fixture	1	6 lb. (2.7kg)
1818NL0024	Fixture with Night Light	1	6 lb. (2.7kg)
1818000B24	Fixture with 2, 26W CFL Lamps	1	6.5 lb. (2.9kg)
1818NL0B24	Fixture with 2, 26W CFL Lamps & Night Light	1	6.5 lb. (2.9kg)
1806SC2627	26W SB CFL Lamp	48	14 lb. (6kg)



ITEM # 1818-02



1818-02 200-WATT INCANDESCENT REFRIGERATION LIGHT FIXTURE

- Large light output with two, 100W bulbs.
- Seals out moisture.
- Breakage resistant.
- Easy to install as original equipment or as add-on to meet increased lighting requirements.
- Fixture available with night light socket.
- Available with tamper-proof screws.

SPECIFICATIONS

FIXTURE HOUSING:
Die-formed 16 gauge steel, hard baked white enamel finish.

INSULATION:
1/2" (12.7mm) thick fiberglass pad.

DIFFUSER:
Clear prismatic injection molded polycarbonate.

SOCKETS:
Two medium-base porcelain sockets with copper shells; 150°C silicone-insulated braided leads; accept bulbs up to 100W.

SIZE:
12" x 12" (304.8mm sq.).

MOUNTING:
Surface mount to recessed junction box or accepts snap-fit 1/2" pancake splice box for internal electrical connections.

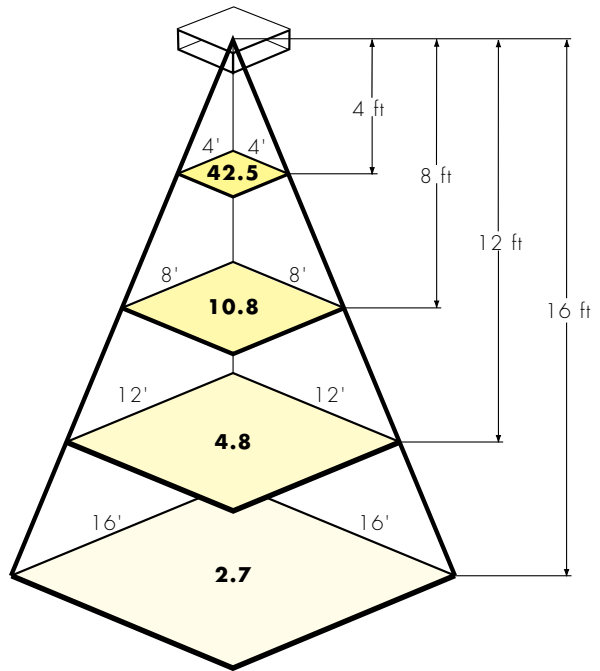
PACKAGING:
1 per carton.

WEIGHT:
6 lb. (2.7kg) per carton.

Model No.	Item
1818000002	Fixture
1818NL0002	Fixture w/Night Light

LIGHT DISTRIBUTION FOR 1818

Height in Feet	Average FC for Single Fixture Over Indicated Area				
	4' x 4'	8' x 8'	12' x 12'	16' x 16'	20' x 20'
4	42.5	31.6	23.4	17.8	14.0
5	28.8	23.0	18.0	14.2	11.4
6	20.6	17.4	14.2	11.5	9.5
7	15.5	13.5	11.4	9.5	8.0
8	12.0	10.8	9.3	8.0	6.8
9	9.6	8.8	7.8	6.8	5.9
10	7.8	7.3	6.5	5.8	5.1
11	6.5	6.1	5.6	5.0	4.5
12	5.5	5.2	4.8	4.4	4.0
13	4.7	4.5	4.2	3.8	3.5
14	4.1	3.9	3.7	3.4	3.1
15	3.5	3.4	3.2	3.0	2.8
16	3.1	3.0	2.9	2.7	2.5
17	2.8	2.7	2.6	2.4	2.3
18	2.5	2.4	2.3	2.2	2.1
19	2.2	2.2	2.1	2.0	1.9
20	2.0	2.0	1.9	1.8	1.7



INCANDESCENT REFRIGERATION LIGHTING

KasCalc™ LIGHTING ESTIMATOR SERVICE



- Convenient, computerized lighting estimate service.
- Especially for OEM's and industrial designers.
- Simplifies layout and selection of Kason lighting fixtures.
- Includes photometric data and grid plans.
- Contact your Kason representative to order your KasCalc™ plan.



© 2009 Kason Industries, Inc.

WALK - IN PAGE B - 57



**ITEM # 1802
W/WIRE GUARD**

ITEM # 1803 LG

ITEM # 1804 LG

**ECONOMICAL
VAPOR PROOF
FIXTURES FOR
WALK-IN COOLERS
AND FREEZERS**

- Fully gasketed and enclosed to minimize effects of temperature extremes.
- Junction box has two tabs for surface mounting.
- Base tapped on four sides and top to accept standard 1/2" (12.7 mm) conduit.
- Four threaded plugs provided to seal unused conduit openings.
- Ground screw provided.

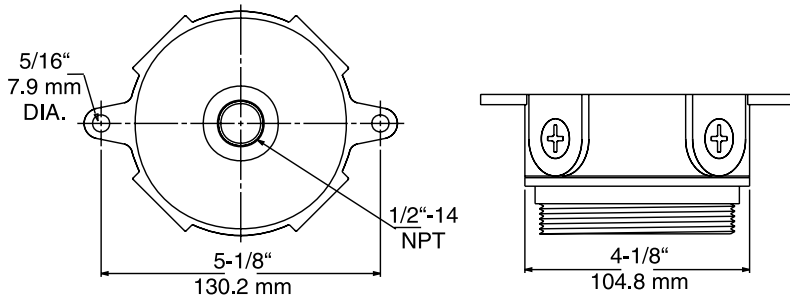
SPECIFICATIONS

MATERIAL:
Cast aluminum box, housing and plugs; chrome-plated steel wire guard. Globe as specified in ordering information.

MOUNTING:
Surface mounts; drilled for two mounting screws. Five conduit ports accept 1/2" or 3/4" pipe thread.

**PACKAGING/
WEIGHT:**
See order information.

UL LISTING:
File No. E57013.



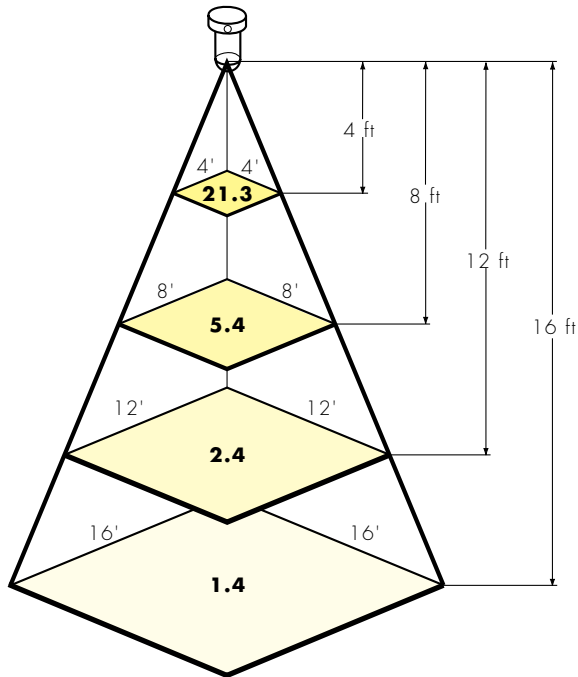
Model No.	Item	Lamp Accepted (not included)	Qty/ Carton	Wgt/Carton
1802LG0000	Fixture w/Glass Globe	100W Max.	25	69 lb. (31.3kg)
1802000001	Glass Globe for 1802	-	25	24 lb. (10.9kg)
1802000002	Wire Guard for 1802	-	50	22 lb. (10.0kg)
1802000003	Junction Box for 1802	100W Max.	25	25 lb. (11.3kg)
1803LG0000	Fixture w/Lexan Globe	75W Max.	25	49 lb. (22.2kg)
1803000001	Lexan Globe for 1803	-	25	6 lb. (2.7kg)
1804LG0000	Fixture w/Plastic-coated Glass Globe	100W Max.	25	69 lb. (31.3kg)
1804LG0034	Fixture w/Plastic-coated Glass Globe, tapped for 3/4" pipe	100W Max.	25	69 lb. (31.3kg)
1804000001	Plastic-coated Glass Globe for 1804	-	25	24 lb. (10.9skg)

CONTINUED ON FOLLOWING PAGE

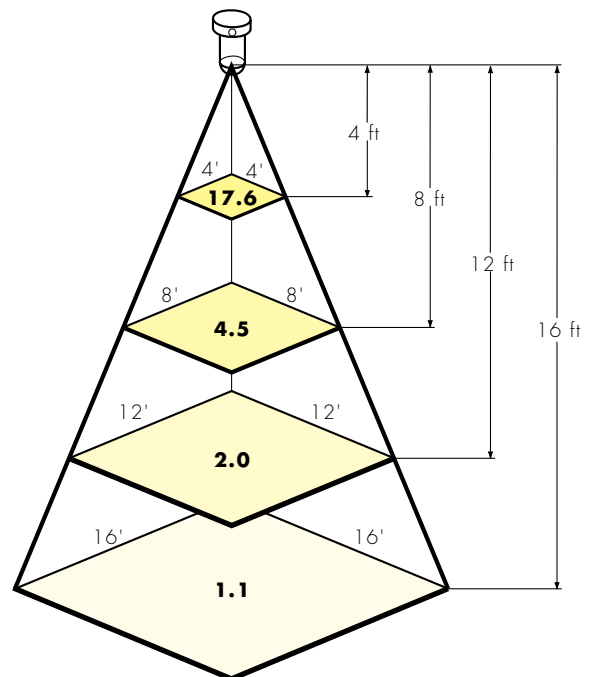
CONTINUED FROM PREVIOUS PAGE

1802, 1803 AND 1804 VAPOR PROOF LIGHT FIXTURES

LIGHT DISTRIBUTION FOR 1802 & 1804					
Height in Feet	Average Ft. Candles for Single Fixture Over Indicated Area				
	4' x 4'	8' x 8'	12' x 12'	16' x 16'	20' x 20'
4	21.3	15.8	11.7	8.9	7.0
5	14.4	11.5	9.0	7.1	5.7
6	10.3	8.7	7.1	5.8	4.8
7	7.8	6.8	5.7	4.8	4.0
8	6.0	5.4	4.7	4.0	3.4
9	4.8	4.4	3.9	3.4	3.0
10	3.9	3.6	3.3	2.9	2.6
11	3.3	3.1	2.8	2.5	2.2
12	2.7	2.6	2.4	2.2	2.0
13	2.4	2.2	2.1	1.9	1.8
14	2.0	2.0	1.8	1.7	1.6
15	1.8	1.7	1.6	1.5	1.4
16	1.6	1.5	1.4	1.4	1.3
17	1.4	1.3	1.3	1.2	1.1
18	1.2	1.2	1.2	1.1	1.0
19	1.1	1.1	1.0	1.0	1.0
20	1.0	1.0	1.0	0.9	0.9



LIGHT DISTRIBUTION FOR 1803					
Height in Feet	Average Ft. Candles for Single Fixture Over Indicated Area				
	4' x 4'	8' x 8'	12' x 12'	16' x 16'	20' x 20'
4	17.6	31.1	9.7	7.4	5.8
5	11.9	9.5	7.4	5.9	4.7
6	8.5	7.2	5.9	4.8	3.9
7	6.4	5.6	4.7	3.9	3.3
8	5.0	4.5	3.9	3.3	2.8
9	4.0	3.6	3.2	2.8	2.4
10	3.2	3.0	2.7	2.4	2.1
11	2.7	2.5	2.3	2.1	1.9
12	2.3	2.2	2.0	1.8	1.6
13	1.9	1.9	1.7	1.6	1.5
14	1.7	1.6	1.5	1.4	1.3
15	1.5	1.4	1.3	1.3	1.2
16	1.3	1.3	1.2	1.1	1.0
17	1.1	1.1	1.1	1.0	0.9
18	1.0	1.0	1.0	0.9	0.9
19	0.9	0.9	0.9	0.8	0.8
20	0.8	0.8	0.8	0.8	0.7



INCANDESCENT REFRIGERATION LIGHTING





1901 SERIES MOTION SENSOR SAVES ENERGY AND MEETS FEDERAL ENERGY REGULATIONS FOR WALK-INS

COST SAVINGS

- Motion sensor controls Walk-in light fixtures. Turns light on only when area is in use.
- Extends life of fixture, lowering replacement cost and maintenance calls.
- Reduces energy-robbing heat in freezers and coolers.

FOR WET & LO-TEMP AREAS

- 1901 Sensor is designed specifically to operate efficiently in wet environments and at temperatures as low as -40° F/C.

MEETS FEDERAL REGULATIONS

- Fulfills Federal Energy Efficiency and Security Act requirements for Walk-in lighting.
- For maximum compliance and cost savings, use 1901 Motion Sensor with Kason 1806 and 1810ES high efficiency fluorescent light fixtures.
- Install 1901 directly through base of 1806CFL and 1810ES fixtures.

ITEM # 1901 GREENGUARD

SPECIFICATIONS

OPERATION

Passive infrared sensor detects motion and turns lights on at temperatures below freezing. Uses DIP switches to set time delay and PIR sensitivity.

COVERAGE:

LOW BAY SENSOR: High density optic lens set covers a 24 ft. (7.3m) diameter with ceiling height up to 20 ft. (6.1m).
HIGH BAY SENSOR: Same as above except with ceiling height from 20 ft. (6.1m) to 40 ft. (12.2m).

MATERIAL:

Polycarbonate

VOLTAGE:

120 /277 vac @ 60 hz.

LOAD:

120 VAC with 0-800 W ballast;
 277 VAC with 0-1200W ballast.

TIME DELAY:

15 seconds to 30 minutes.
TEMPERATURE RATINGS:
 -40° F (-40° C) minimum;
 131° F (55° C) maximum.

ELECTRICAL CONNECTION:

1/2" (12.7mm) conduit connection, 13-1/2" (342.9mm) 18 AWG wire.

MOUNTING:

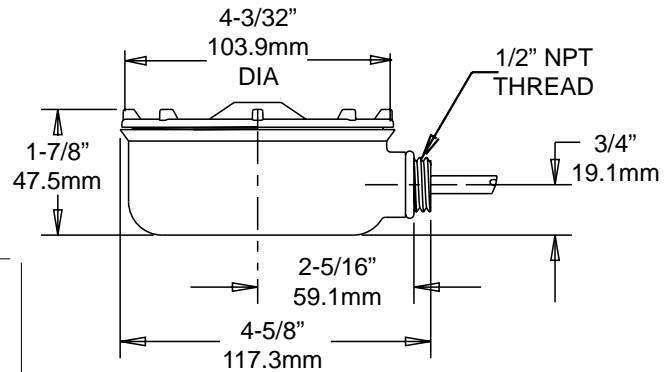
Horizontal or vertical for use with Kason 1802, 1803, 1804, 1806 and 1807 vapor-tight fixtures and 1810ES Series fluorescent fixtures.

SAFETY STANDARDS:

IP65 UL-listed US and Canada for wet locations, and NSF .

OTHER:

Suitable for wet locations. Fully gasketed and enclosed to minimize effects of temperature extremes.



Model No.	Description
1901000005	Low Bay Sensor
1901000007	High Bay Sensor
Above Packaging: 25 per Carton, approx. 17 lb. (7.7kg)	
9190100003	Replacement Lens for Low Bay Sensor
9190100004	Replacement Lens for High Bay Sensor
Sensors and Light Fixtures Sold Separately.	



ITEM # 1920

KASON VUE WINDOW



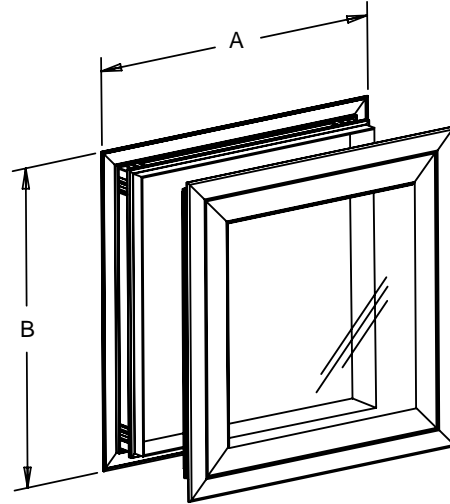
1920 VUE WINDOW FOR COOLER & FREEZER DOOR APPLICATIONS

- Large unrestricted viewing area promotes pedestrian safety.
- Massive satin anodized aluminum frame for good looks, long term durability and strength.
- Two piece sandwich construction for fast installation.
- Super tough tempered glass panes ensure employee safety.
- Permanently sealed, gas-filled double or triple pane low-E glass meets Federal Energy Regulations for Walk-in's.
- Available unheated, with heated frame only, or with heated glass and frame.
- For 3-1/2" (88.9mm) to 4" (101.6mm) door thickness in two convenient sizes, 14" x 14" (355.6mm x 355.6mm) and 14" x 24" (355.6mm x 609.6mm).

SPECIFICATIONS

MATERIAL:
FRAME - Satin finish anodized aluminum.
PANES - Energy conserving low-E coated, tempered safety glass.
FASTENERS - 300 Series stainless steel.

ELECTRICAL:
 120 VAC, 60 Hz, 1 ph continuous.
 For wattage and amp, see ordering information.
POWER CORD - 18/3 AWG x 48" long.
DOOR THICKNESS:
 3-1/2" (88.9mm) minimum to 4" (101.6mm).
 For other door thickness, contact Kason.



1920 VUE WINDOW

Model No.	Glass Size W x H*	Description	Dim. A	Dim. B	Qty/Wgt Per Carton
1920000014	14" x 14" (356mm x 356mm)	Unheated, non-electric, 2 pane			
1920000015	14" x 14" (356mm x 356mm)	Heated Frame, 59W, 0.5 amp, 2 pane	18-3/8" (467mm)	18-3/8" (467mm)	One/ 17.5 lb. (8kg)
1920000016	14" x 14" (356mm x 356mm)	Heated Glass & Frame, 84W, 1 amp*, 3 pane			
1920000024	14" x 24" (356 mm x 610mm)	Unheated, non-electric, 2 pane			
1920000027	14" x 24" (356 mm x 610mm)	Heated Frame, 77W, 0.64 amp, 2 pane	18-3/8" (467mm)	28-3/8" (721mm)	One/ 25.5 lb. (11.5kg)
1920000028	14" x 24" (356 mm x 610mm)	Heated Glass & Frame, 120W. 1 amp, 3 pane			

*Viewable area is 1" less than glass size.

* 1 amp is UL listing requirement. Actual draw is 0.7 amp.



KASON

© 2009 Kason Industries, Inc.

WALK - IN PAGE B - 61

1845 MAGNUM FLOW HEATED VENTILATOR

- Magnum flow ventilator combines high air-flow with low opening pressure to lessen structural fatigue of enclosure.
- Lower pressure allows doors to open and close with ease and reduces stress on walk-in enclosure joints, reducing chance of leaks.
- Air-Ram nozzles evenly disperse moisture-laden air to reduce frost accumulation.
- Individual relief port units are replaceable, assuring extended product life.
- Low-profile, exterior screened hood protects against infestation.
- Unique cluster design makes installation easy.
- Accommodates any wall thickness from 3-1/2 inches.

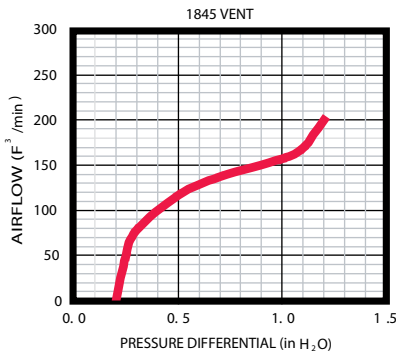
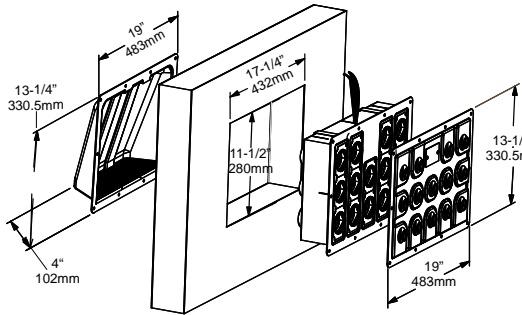
SPECIFICATIONS

SIZE:
Requires opening 11-1/2" H x 17-1/4" W x 3-1/2" D (280 x 432 x 77mm) Min.

POWER:
120 VAC, 60 Hz, 56W, .50 amp
or 240 VAC, 60 Hz, 56W, .25 amp.

MATERIAL:
Textured ABS exposed panel and hood.

UL LISTING:
File No. E57306



Model No.	Description	Qty/ Carton	Weight/ Carton
1845000014	Freezer Ventilator, 120 VAC	1	10 lb. (4.5kg)
1845000014220	Freezer Ventilator, 240 VAC	1	10 lb. (4.5kg)

Refer to Flow Chart & Quantity Selector to determine quantity needed.

Replacement parts available from Kason.



U.S. Patent Applied For

ITEM # 1845 c

1845 VENTILATOR QUANTITY SELECTOR

Volume of Cooler or Freezer		Quantity of Ventilators Required (Use Notes Below to Determine Walk-in Category)		
Ft ³	(m ³)	Category 1	Category 2	Category 3
25,000	(708)	1	1	1
50,000	(1,415)	1	1	2
75,000	(2,123)	1	1	3
100,000	(2,830)	1	2	4
200,000	(5,660)	2	4	8
300,000	(8,490)	3	6	Note B
400,000	(11,320)	4	8	Note B

(Category 1) Cooler or normal storage freezer designed to hold a constant temperature, having multiple coil units and fans always off during defrost. Enclosures with high volume relative to the number/size of door openings. Theoretical temperature fluctuations around 0.5° F/min or 10° F (5.6° C)/20 min. Holding freezers of 0° F to -10° F usage temperature.

(Category 2) Storage freezer like Category 1, but with large roll up, sliding or multiple doors that will allow large amounts of air to escape. Theoretical temperature fluctuations of 1° F/min or 20° F (11.2° C)/20 min. Holding freezers of -10° F to -20° F usage temperature.

(Category 3) Blast freezer or chill down chamber with hot gas defrost, or a single coil storage unit with fans running during defrost. Theoretical temperature fluctuations of 2° F/min or 30° F (16.8° C)/15 min.

NOTES:

(A) Minimum temperature of use is -20° F. Table assumes temperature fluctuation occurs over the time listed and an allowed pressure differential of 0.5 inches of water column.

(B) Consult the factory for ventilation in large rooms intended for large fluctuations in temperature over a short time span.

(C) The table above should be used as a general guideline only. Kason does not guarantee these numbers, as many factors beyond those assumed can affect the amount of ventilation required in a refrigerated space. Some of these factors include, but are not limited to: the number of doors in the enclosure, air-tightness of the enclosure, refrigeration load (how quickly the temperature drops), strength of panel construction, etc.



ITEM # 1832LT



1832LT LOW TEMPERATURE VENTILATOR

Lo-temp version of Kason's time-tested hi-flow ventilator, specially adapted for freezer applications.

- Nozzle engineered to minimize frost accumulation at port in deep freeze environment.
- Operates efficiently in temperatures from -40° F (-40° C) to 32° F (0° C).
- Designed to increase air flow for easier opening and closing.
- Protects from structural damage because of temperature and pressure build up.
- Compensates for air expansion and contraction.

SPECIFICATIONS

MATERIAL:
 Inside louver - black ABS, outside louver - aluminum with screen.
 Vent assembly - aluminum with heater.
 Tube - polycarbonate.

LENGTH:
 Standard for 4" (101.6mm), 5" (127mm) and 6" (152.4mm) wall thickness.

DIAMETER:
 Louver plate - 6-1/4" (158.8mm).
 Tube - 4-5/8" (117.5mm).

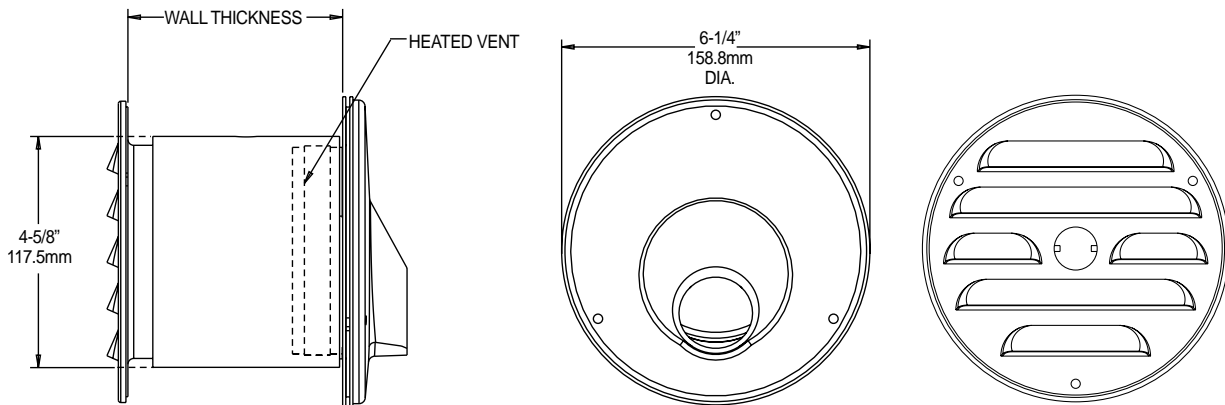
UL LISTING:
 File No. E57306

OPTIONS:
 Square cover plate available special order.

MOUNTING:
 Mounts through wall.
 Drilled for No. 8 (4.0mm) screws.

Ordering information on following page.

ELECTRICAL REQUIREMENTS:
 See ordering information on following page.

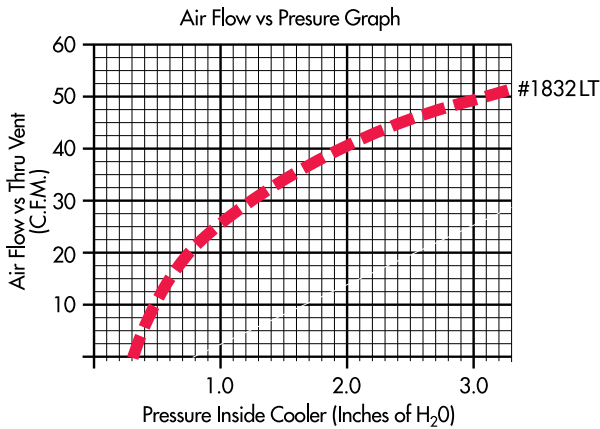


CONTINUED ON FOLLOWING PAGE

CONTINUED FROM PREVIOUS PAGE

1832LT VENTILATOR PORTS

Comprehensive performance testing has shown that Kason 1832LT ventilators have better air flow and frost resistance than competitively sized units.



1832LT VENTILATOR QUANTITY SELECTOR

Volume of Cooler or Freezer ft ³ (m ³)	Number of Ventilators Required	
	Cooler 10° F (5.6° C) Temp Change / 20 min. (0.5° F/min)	Freezer 30° F (16.8° C) Temp Change / 20 min. (1.5° F/min)
4,000 (113)	1	1
6,000 (170)	1	2
8,000 (226)	1	2
12,000 (340)	1	3
16,000 (453)	2	4
20,000 (566)	2	See Note 3
24,000 (679)	2	See Note 3

NOTES:

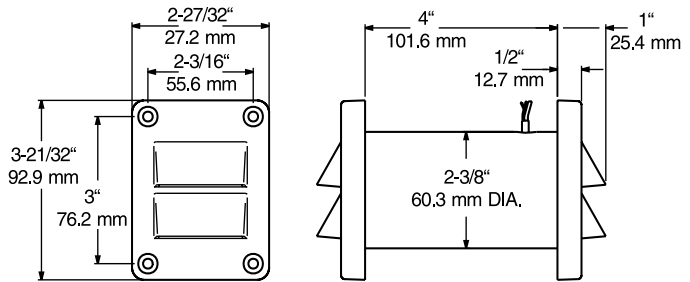
- (1) The table above should be used as a general guideline only. Kason does not guarantee these numbers, as many factors beyond those assumed can affect the amount of ventilation required in a refrigerated space. Some of these factors include, but are not limited to: the number of doors in the enclosure, air-tightness of the enclosure, refrigeration load (how quickly the temperature drops), strength of panel construction, etc.
- (2) Vent quantities are calculated based on actual measured flow rates at an assumed allowable pressure differential for given temperature change rate. Example: 1832 = 14 ft³/min @ .6inH₂O pressure.
- (3) Specify model 1832LT for boxes this size and larger if box temperature is below -20F. For higher temperature boxes, use model 1845.

Model No.	Item	Wall Thickness	Quantity Per Carton	Weight Per Carton
1832LT0004	Lo-temp Vent, 23W, .2 amp @ 120 VAC	4" (101.6mm)	10	14 lb. (6.4kg)
1832LT0008	Lo-temp Vent, 23W, .1 amp @ 240 VAC	4" (101.6mm)	10	14 lb. (6.4kg)
1832LT000405	Lo-temp Vent, 23W, .2 amp @ 120 VAC	5" (127mm)	8	12 lb. (5.5kg)
1832LT000405	Lo-temp Vent, 23W, .1 amp @ 240 VAC	5" (127mm)	8	12 lb. (5.5kg)
1832LT000406	Lo-temp Vent, 23W, .2 amp @ 120 VAC	6" (152.6mm)	8	13 lb. (5.9kg)
1832LT000406	Lo-temp Vent, 23W, .1 amp @ 240 VAC	6" (152.6mm)	8	13 lb. (5.9kg)
1832SA0001	Square Aluminum Louver		Contact Kason Representative	
1832SS0001	Square Stainless Steel Louver			





US Patent No. 6,176,776



ITEM # 1825 c

1825 NARROW JAMB HEATED VENT

- Exclusive, patented Kason ventilator seals tight and opens at lowest pressure of any competitive vent.
- Lightweight, springless valves provide greater air flow at lower pressure than spring-loaded valves.
- Lower pressure allows doors to open and close with ease and reduces stress on walk-in enclosure joints, reducing chance of leaks.
- Computer-designed heater eliminates valve freezing.
- Narrow profile unit mounts in door jamb.
- Port installs through 2 1/2" (63.5mm) diameter hole with minimal wiring.
- Poppet valves close tightly to prevent air leakage.
- Engineered to optimize the self-closing potential of Kason Walk-in hinges, latches and door closers.

SPECIFICATIONS

MATERIAL: Gray ABS plastic valve body and louvers, PVC tube, internal aluminum and stainless steel parts.

POWER: .04 amp @ 120 VAC; 4W heater.

UL LISTING: File No. E57306

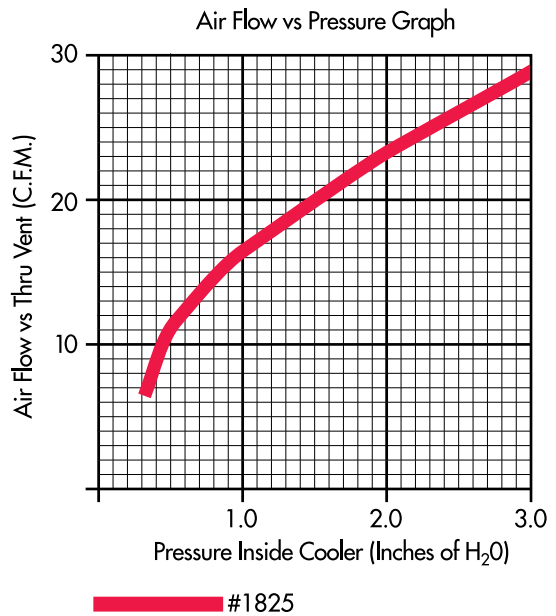
SELECTION: See Quantity Selector Chart, page B-59.

MOUNTING: No. 1825 only mounts horizontally. Drilled for No. 10 (5.0mm) screws. Requires 2-1/2" (63.5mm) diameter hole.

Model No.	Item	Qty./Carton	Wgt./Carton
1825000004	Heated Vent, 120 VAC	10	7 lb. (3.2 kg)
1825000008	Unheated Vent, 120 VAC	10	7 lb. (3.2 kg)

PERFORMANCE TESTED

Comprehensive performance tests show that Kason 1825 pressure relief ports provide better air flow at lower pressure and greater frost resistance than competitive ventilators.





ITEM # 1830  

Square aluminum or stainless steel louvered cover plate, complete with gasket, available for models 1832 and 1836.

1830 SERIES VENTILATOR PORTS

- Improved to increase air flow for easier opening and closing.
- Protects from structural damage because of temperature/pressure build up.
- Compensates for air expansion and contraction.
- Heated models available for freezer applications.

SPECIFICATIONS

<p>MATERIAL: Body - All metal parts are aluminum. Internal Sleeve - self-extinguishing Lexan.</p> <p>UL LISTING: File No. E57306</p>	<p>DIAMETER: See ordering information.</p> <p>LENGTH: Standard for 4" (101.6mm) wall thickness; other lengths available. Specify exact wall thickness; we will convert to our part number.</p>	<p>MOUNTING: May be mounted through wall or ceiling. Drilled for No. 8 (4.0mm) screws.</p> <p>ELECTRICAL REQUIREMENTS: See ordering information.</p>
--	--	--

1830 HEATED VENT

5-3/32" (129.4mm) diameter round aluminum cover plate.

1834 NON-HEATED VENT

Same as 1830, except without heating element.

PACKAGING: 10 per carton. **WEIGHT:** 14 lb. (6.4 kg) per carton.

Model No.	Item
183000004	Heated Vent, 23W, .2 amp @ 120 VAC
183000008	Heated Vent, 23W, .1 amp @ 240 VAC
183000016	Heated Vent, 20W, .8 amp @ 24 VAC
183400004	Non-heated Vent

1832 HI-FLOW HEATED VENT

6-1/4" (165.1mm) diameter round aluminum cover plate or square stainless steel or aluminum cover plate.

1836 HI-FLOW NON-HEATED VENT

Same as 1832, except without heating element.

PACKAGING: 10 per carton. **WEIGHT:** 13 lb. (5.9kg) per carton.

Model No.	Item
183200004	Heated Vent, 23W, .2 amp @ 120 VAC
183200008	Heated Vent, 23W, .1 amp @ 240 VAC
183200016	Heated Vent, 20W, .8 amp @ 24 VAC
1832SA0004	Heated Vent w/Sq. Aluminum Louver, 120 VAC
1832SS0004	Heated Vent w/Sq. Stainless Steel Louver, 120 VAC
1832SA0001	Sq. Aluminum Louver for 1832 Vent
1832SS0001	Sq. Stainless Steel Louver for 1832 Vent
1836000004	Non-heated Vent
1836SA0001	Non-heated w/Sq. Aluminum Louver
1836SS0001	Non-heated w/Sq. Stainless Steel Louver

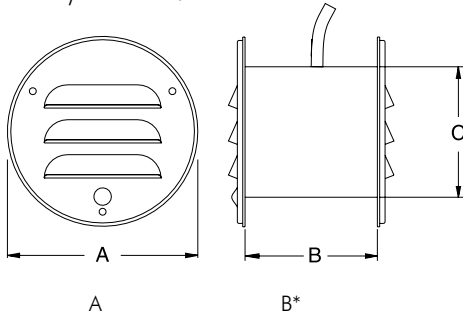
NOTE

All 1830 Series standard ventilators are for a 4" (101.6mm) thick wall. When other length is required, specify exact wall thickness. Kason will convert your individual requirement into our part number.

CONTINUED ON FOLLOWING PAGE

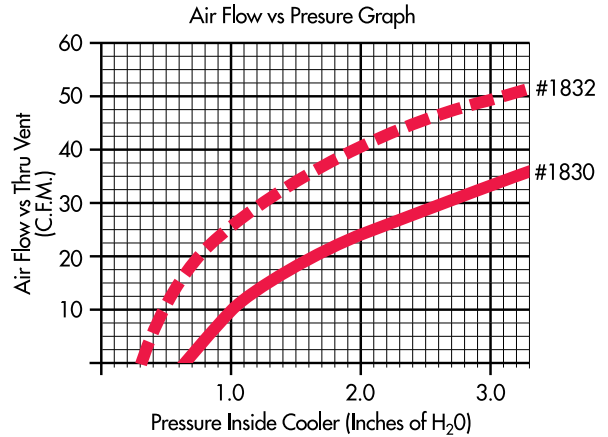
1830 SERIES VENTILATOR PORTS

Comprehensive performance testing has shown that Kason 1830 Series ventilators have better air flow and frost resistance than competitively sized units.



	A	B*	C
1830	5-3/32" (129.4 mm)	4" (101.6 mm)	3-1/2" (88.9 mm)
1834	5-3/32" (129.4 mm)	4" (101.6 mm)	3-1/2" (88.9 mm)
1832	6-1/4" (165.1 mm)	4" (101.6 mm)	4-5/8" (117.5 mm)
1836	6-1/4" (165.1 mm)	4" (101.6 mm)	4-5/8" (117.5 mm)

*Other lengths available. Please specify.



1825, 1830 & 1832 VENTILATOR QUANTITY SELECTOR

Volume of Cooler or Freezer		Quantity of Ventilators Required (See Notes)					
		Cooler			Freezer		
		10oF (5.6° C) Change / 20 min (0.5° F/min)			30° F (16.8° C) Change / 20 min (1.5° F/min)		
ft ³	(m ³)	1825	1830	1832 (4)	1825	1830	1832 (4)
2,000	(57)	1	1	1	1	1	1
3,000	(85)	1	1	1	1	2	1
4,000	(113)	1	1	1	2	3	1
6,000	(170)	1	2	1	2	4	2
8,000	(226)	2	2	1	3	See Note 3	2
12,000	(340)	2	3	1	3		3
16,000	(453)	3	4	2	4	See Note 4	4
20,000	(566)	Use 1832		2			
24,000	(679)			2			

NOTES:

(1) The table above should be used as a general guideline only. Kason does not guarantee these numbers, as many factors beyond those assumed can affect the amount of ventilation required in a refrigerated space. Some of these factors include, but are not limited to: the number of doors in the enclosure, air-tightness of the enclosure, refrigeration load (how quickly the temperature drops), strength of panel construction, etc.

(2) Vent quantities are calculated based on actual measured flow rates at an assumed allowable pressure differential for given temperature change rate: 1825 = 13 ft³/min @ .6in H₂O pressure, 1830 = 5 ft³/min @ .8 in H₂O pressure, 1832 = 14 ft³/min @ .6 in. H₂O pressure.

(3) For box temperature less than -20F and/or when humid conditions exist outside box, add one 1830 for each 2000 cf of above 6000 - or - use 1832LT.

(4) Model 1832LT is recommended over the 1832 for box temperatures between -20F and -40F. Use model 1845 for boxes this size and larger if box temperature is -20F or greater.

(5) Minimum use temperatures: 1825 -20F, 1830 & 1832 -30F, 1832LT -40F.

(6) Opening pressures: 1825 opens at the lowest pressure (0.1 in. H₂O), 1832 at 0.3 in. H₂O, and 1830 opens at the highest pressure (0.7 in. H₂O).



VINYL STRIP SYSTEMS



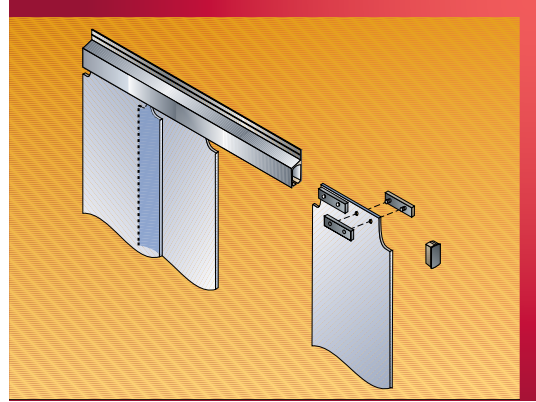
ThermalFlex® VINYL STRIP CURTAINS AND DOORS

- Easiest mounting systems on the market feature pre-cleated, slide in strips for quick mounting and removal.
- Strong, light weight aluminum track installs easily.
- Patented mounting system prevents tear-out.
- Tracks accept vinyl strips in wide range of widths and materials; even mix widths and materials.
- Models for use in material handling, production, dry and cold storage.



EASIMOUNT™

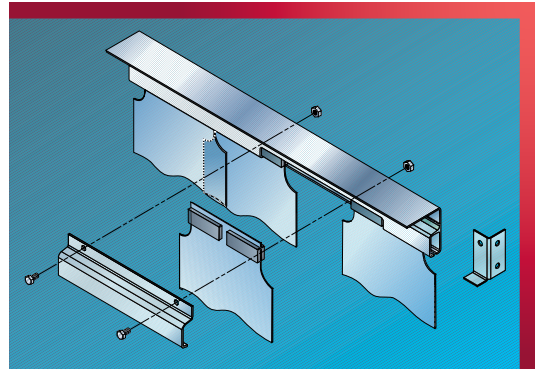
Wall mounted system for wide range of applications.



Patent No. 5,520,237

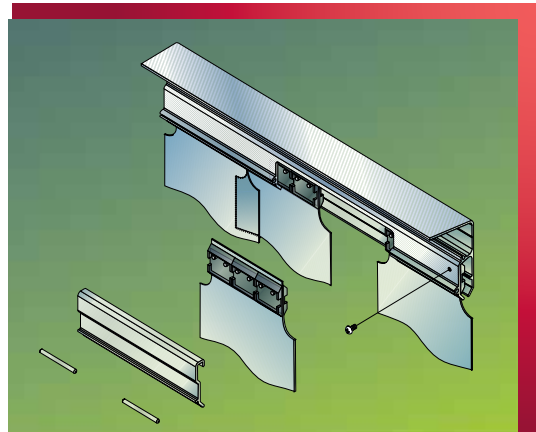
EASIMOUNT™ II

Truck, doorjamb and ceiling mounted system has access panel for mid-track strip loading.



MAXIMOUNT™

Maximum duty system for flush and overhead mounting with mid-track strip loading. Combines super strength with easy installation and maintenance.



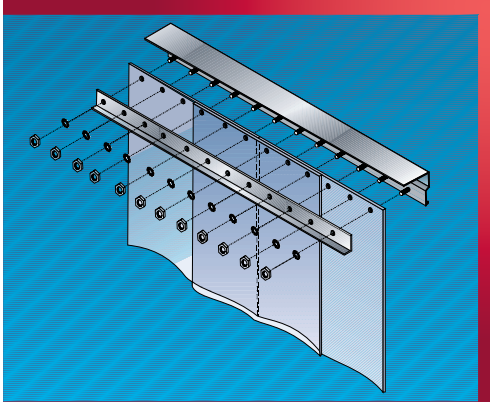
Patent No. 6,050,322

CONTINUED ON FOLLOWING PAGE

CONTINUED FROM PREVIOUS PAGE

UNIVERSAL HEAVY DUTY STRIP CURTAINS

Traditional universal mounting system for industrial applications.



VINYL MATERIALS

- Available pre-cut or bulk.
- Ten material types with wide temperature ranges.
- Six width/gauge sizes.
- USDA/NSF approved materials available.



VINYL SWING DOORS

ThermalFlex® VINYL SWING DOORS: THE CLEAR ALTERNATIVE

- Kason-designed stainless steel hinges easily swing open two heavy, clear vinyl panels.
- Won't drag across product or snag on personnel or carts; so stays cleaner and lasts longer than strip systems.
- Easy-to-clean, clear vinyl panels provide high visibility.
- Gravity hinge closes door quickly but gently.
- Exclusive adjustable cam block assures that the open door swings back to center position, even if the door jamb is out of line.
- Strong, versatile hinge adapts to all door widths; no waiting for special orders.
- Meets Sanitary Codes. Vinyl materials available to meet USDA, NSF and local standards.
- Ten year rust-proof hinge warranty. Stainless steel hinges won't rust even in high humidity.
- Proper mounting kit for your application is included.

SPECIFICATIONS

MATERIAL:
Clear PVC: .120 gauge.

DOOR OPENINGS:
30" to 72" wide;
78" to 96" high.

SPECIAL APPLICATIONS:
Heavy duty hinges available
for wide doors.



KASON VINYL DOOR SYSTEMS

RUBBASEAL™ SILICONE SEALANT FOR HI- AND LO-TEMP FOODSERVICE USES

- Premium grade, fully certified silicone adhesive sealant outperforms cheap hardware store brands.
- Waterproof adhesive bonds better than generic sealants; won't peel, reduces service call-backs for leaks.
- Air-cures overnight; tack-free in 15 min.
- Standard and high temperature formulas.
- Meets Federal and NSF standards for food service use.

EASY TO USE

- RubbaSeal™ adhesive sealant won't sag during application. Apply vertically, horizontally or overhead.
- One-piece, rigid plastic cylinder fits all standard caulking guns.
- Nozzle is removable for easy cleaning and reuse after tube is opened.

SPECIFICATIONS

TEMPERATURE RANGES:

Standard formula is serviceable from -80° F to 450° F. (-62° to 232° C). High temperature formula is heat resistant to 600° F. (316° C).

PACKAGING:

Two sizes available; see Ordering Information.




RUBBASEAL™ SILICONE SEALANTS

SILICONE SEALANT

Model No.	Tube Size	Color	Max. Temp. (Degrees F)	Quantity/ Carton	Approximate Weight/ Carton
3700000001	10.3 oz. (304ml)	Clear	450	12	10.4 lb. (4.7kg)
3700000002	10.3 oz. (304ml)	White	450	12	10.4 lb. (4.7kg)
3700000003	10.3 oz. (304ml)	Aluminum	450	12	10.4 lb. (4.7kg)
3700000004	10.3 oz. (304ml)	Black	450	12	10.4 lb. (4.7kg)
3700000005	10.3 oz. (304ml)	Red (HiTemp)	500	12	10.4 lb. (4.7kg)
3700000032	3 oz. (88.7ml)	White	450	36	9.1 lb. (1.4kg)
3700000033	3 oz. (88.7ml)	Aluminum	450	36	9.1 lb. (1.4kg)

Clear, Black and Hi-Temp Red are available in 3 oz. (88.7ml) tubes on special order. Contact your Kason representative.

NSF listed STD 051 for Food Zone Use. All Foods. Authorized by USDA for use in Federally inspected meat and poultry plants. When cured and washed, sealant meets requirement of FDA regulation No. 21 CFR177.2600. Meets the following: U.S. FED.TTS-00230C, TTS-001543A, ASTM C920-79, MIL-A-46106 and Canadian CGSB-19-GP-9MA Type 1. UL Recognized, File No. E175317.



**ITEM #
3015**

**ITEM #
3016**

VINYL GASKETS

Operating Temperature Range: -30°F to +160°F (-34°C to +71°C)

Model No.	Item	Dimensions	Roll Length	Rolls/ Carton	Wgt/Carton
3015000004	Vinyl Gasket	25/32" W x 7/16" H (20.6 mm x 11.1 mm)	200' (60.7 mm)	2	42.3 lb. (19.2 kg)
3016000004	Vinyl Gasket	25/32" W x 19/32" H (20.6 mm x 14.3 mm)	200' (60.7 mm)	2	45.5 lb. (20.6 kg)



FOAMED-IN-PLACE FOOLPROOF PANEL FASTENERS

You will really appreciate this money saving, foolproof method of inserting, accurately positioning and anchoring panel fasteners into your foamed panels. Kason's patented system guarantees you lower costs and greater efficiency in your foaming operations.



EASY FIT

Simply fit the fixtures you already use with Kason precision adapters. The durable, hardened steel adapters become a permanent part of your fixtures.

PRECISE POSITION

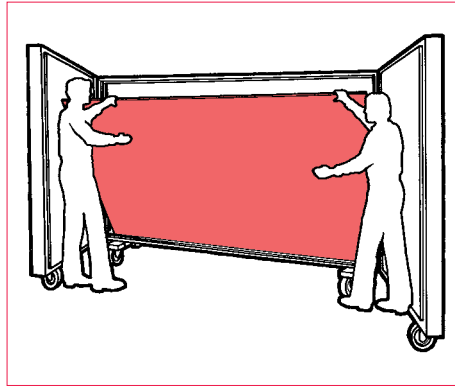
These timesaving adapters combined with Kason's snap-on/snap-off fasteners assure that each fastener will be positioned properly. No more upside-down or reversed fasteners. It is impossible to put a locking point where a strike should be, because the adapter will not accept it.

SUPERIOR HOLD


Adapters hold fasteners securely and assure accurate positioning, yet won't interfere with the foaming process. Specially placed holes allow foam to fully fill around fasteners for superior holding power.

ADDED VALUE

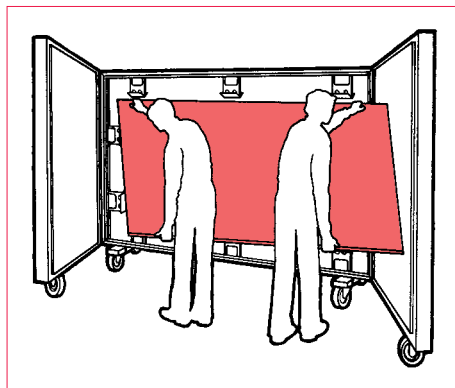
All Kason Panelock™ fasteners feature our reliable friction drive cam system, which has been fine-tuned for the specific application. Dozens of tests are performed every day by our production departments to assure that fasteners will fully function on the job site.




1. Insert outer skin of the panel into the mold.




2. Snap fastener (locking point or strike) onto its unique Kason adapter.



3. Insert inner skin into the molding fixture. Close mold and inject foam.



4. After curing, open the mold and retract edge rails. Remove completed panel with fasteners securely in place. Lock panels using Kason No. 1145 wrench.



Use Kason No. 1145 hexagonal wrench for easy locking of all Kason panel fasteners. See page B-85.

THE DIFFERENCE IS EXPERIENCE

Give your customers the durability, strength and value they expect with Kason Panelock™ fasteners. Take advantage of our leadership in innovative design and manufacturing as we constantly refine and improve our panel fasteners to meet the increasing demands of the industry.

Panel fasteners are the heart of your walk-in's. A job can, literally, fall apart if just a couple fasteners fail. We take panel fasteners seriously. Manufactured under our roof with uncompromising control, Kason Panelock™ fasteners are produced on the latest state-of-the-art automated equipment that inspects every part as it is made. We do this to assure our customers the highest level of consistency and reliability. Insure the integrity of your walk-in's; specify Kason Panelock™ panel fasteners.

FOAMED-IN-PLACE FASTENERS

SPECIFICATIONS

MATERIAL:

Locking Points - steel housing and hook, high pressure die-cast cam.

Strikes - steel housing and pin.

Adapters and accessories shown on page B-85.

FINISH:

Special wash for improved foam adhesion.

1168RBP LOCKING POINT

- Winged locking point has full 2-1/2" (63.8 mm) wing span for high pull-out strength.
- Holes in wings permit a maximum flow of foam and provide additional holding power.
- Exclusive hold-back keeps the hook retracted until activated with our No. 1145 hex wrench.
- High strength panel fasteners sized for most applications, including short corners and door frames.
- Use with No. 1169L adapter.

Model No.	Item	Qty./Ctn.	Wgt./Carton
1168RBP004S	Locking Point	250	144 lb. (65 kg)
1168RBP004SB	Locking Point	1000	622 lb. (282 kg)
1168RBP004SM	Locking Point	350*	202 lb. (92 kg)

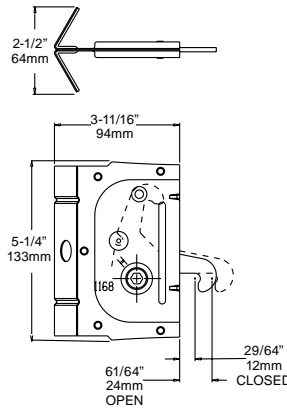
1168RT TUNNEL LOCKING POINT

- Standard length locking point features wrench tunnel for foam-free wrench path.
- Extended cam provides excellent tunnel cap retention during foaming. Caps provided.
- Unique knock-out allows blind-side wrench access when required.
- Use with No. 1169L adapter.

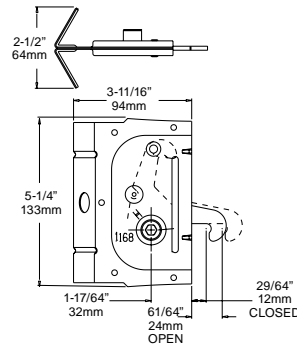
Model No.	Item	Qty./Ctn.	Wgt./Carton
1168RT0004S	Locking Point	250	148 lb. (67 kg)
1168RT0004SB	Locking Point	1000	639 lb. (290 kg)
1164000006	Tunnel Cap, 1-1/4" (31.6 mm)	5000	On Request

Locking Points,
U. S. Patent Nos. 5,212,924 &
6,299,224

ITEM # 1168RBP

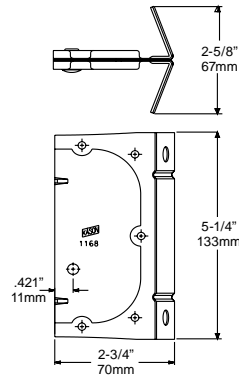


ITEM # 1168RT

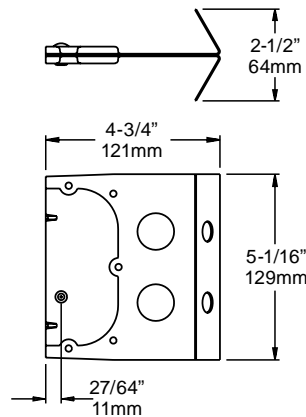




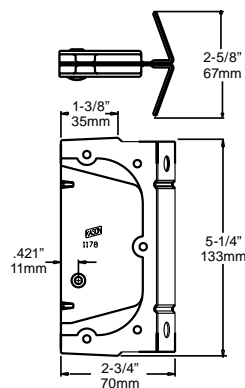
ITEM # 1168RP



ITEM # 1169P



ITEM # 1178RP



FOAMED-IN-PLACE FASTENERS

1168RP STRIKE

- Full 2-1/2" (63.8mm) wing span for high pull-out strength. Short, standard fasteners for most applications, including short corners and ceiling and floor panels.
- Winged strike is dimpled for use with No. 1169S adapter.

Model No.	Item	Qty./Ctn.	Wgt./Carton
1168RP0008S	Strike	300	103 lb. (46 kg)
1168RP0008SB	Strike	1500	561 lb. (255 kg)
1168RP0008SM	Strike	450*	170 lb. (77 kg)

1169P STRIKE

- Longer length winged strike provides greater anchoring and higher pull-out strength.
- Compliments No. 1169BP locking point for high strength applications in large structures.
- Use with No. 1169S adapter.

Model No.	Item	Qty./Ctn.	Wgt./Carton
1169P00008S	Strike	200	114 lb. (52kg)
1169P00008SB	Strike	1000	690 lb. (314kg)
1169P00008SM	Strike	300*	171 lb. (78kg)

1178RP WIDE MOUTH STRIKE

- Wide-mouth strike provides a large area for easy hook engagement.
- The 1/2" (12.7mm) wide clear opening allows the panels to center on themselves.
- Panels will align correctly even if fasteners are incorrectly positioned.
- Use with No. 1178S adapter.

Model No.	Item	Qty./Ctn.	Wgt./Carton
1178RP0008	Strike	300	109 lb. (49 kg)
1178RP0008B	Strike	1500	589 lbs (268 kg)

*Packaging for international shipment only.

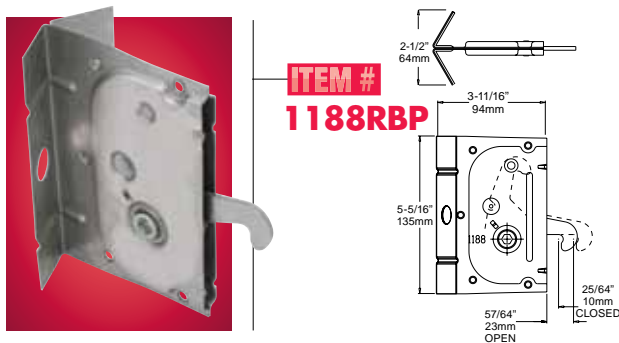
FOAMED-IN-PLACE FASTENERS

- Adapters and accessories shown on page B-85.
- Locking Points, U. S. Patent Nos. 5,212,924; 6,070,919 & 6,299,224.

1188RBP LOCKING POINT

Full 2-1/2" (63.5mm) wing span provides a high pull-out strength. Locking point sized for majority of applications, including short corners and door frames. Holes permit a maximum flow of foam for additional strength. Exclusive hold-back keeps the hook retracted until activated. Use with No. 1188L adapter.

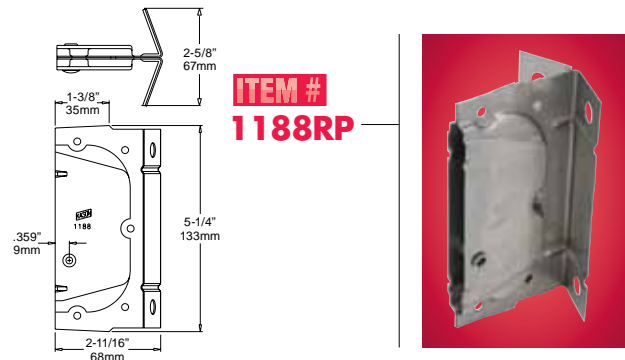
Model No.	Item	Qty./Ctn.	Wgt./Carton
1188RBP004S	Locking Point	250	149 lb. (68 kg)
1188RBP004SB	Locking Point	1000	643 lb. (292 kg)



1188RP WIDE MOUTH STRIKE

Wide-mouth strike provides a large area for easy hook engagement. The 1/2" (12.7mm) wide clear opening allows the panels to center on themselves. Panels will align correctly even if fasteners are incorrectly positioned. Use with No. 1178S adapter. Use with No. 1188S adapter.

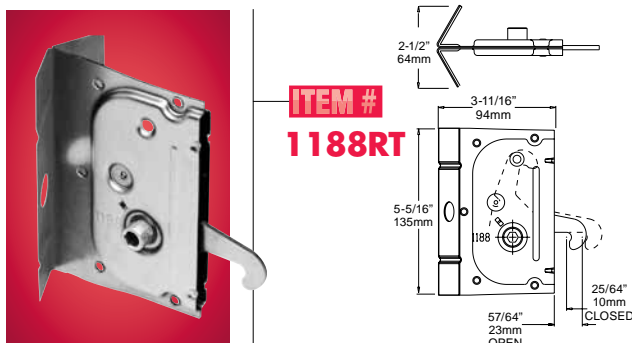
Model No.	Item	Qty./Ctn.	Wgt./Carton
1188RP0008S	Strike	300	111 lb. (50 kg)
1188RP0008SB	Strike	1500	598 lb. (272 kg)



1188RT TUNNEL LOCKING POINT

Standard length locking point features wrench tunnel for foam-free wrench path. Extended cam provides excellent tunnel cap retention during foaming. Caps provided. Unique knock-out allows blind-side wrench access when required. Use with No. 1188L adapter.

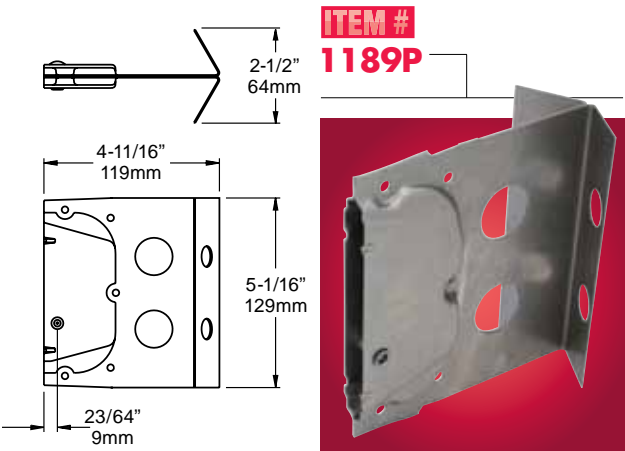
Model No.	Item	Qty./Ctn.	Wgt./Carton
1188RT0004S	Locking Point	250	154 lb. (70 kg)
1188RT0004SB	Locking Point	1000	661 lb. (300 kg)
1164000006	Tunnel Cap, 1-1/4" (31.6 mm)	5000	On Request



1189P WIDE MOUTH STRIKE

Longer length wide mouth strike assures greater anchoring and pull-out strength. Complements Nos. 1188BP and 1188T locking points for use in high strength applications where extra pull-out resistance is needed. Use with No. 1188S adapter.

Model No.	Item	Qty./Ctn.	Wgt./Carton
1189P00008S	Strike	250	145 lb. (66kg)
1189P00008SB	Strike	1000	631 lb. (282kg)



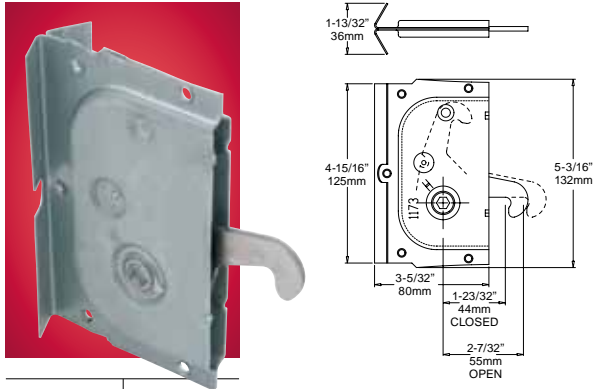
SPECIAL FOAMED-IN-PLACE FASTENERS

- Adapters and accessories shown on page B-85.
- Locking Points, U. S. Patent Nos. 5,212,924; 6,070,919 & 6,299,224

1173 COMPACT LOCKING POINT

Narrow-wing locking point combined with No. 1173 strike provides solid lock-up for molded foam-insulated panels as thin as 1-1/2" (38.1 mm). Wing span is 1-13/32" (35.7 mm). Finished panels assemble with No. 1145 hex wrench. Use with No. 1169L adapter.

Model No.	Item	Qty./Ctn.	Weight/Carton
1173A00012S	Locking Point	200	102 lb. (45.9 kg)

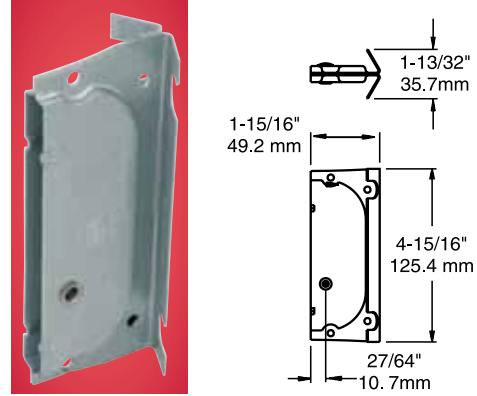


ITEM # 1173 LOCKING POINT

1173 STRIKE

Compact strike for use with No. 1173 locking point for special low clearance applications. Use with No. 1169S adapter.

Model No.	Item	Qty./Ctn.	Weight/Carton
1173A00008S	Narrow Strike	300	78 lb. (35.1 kg)

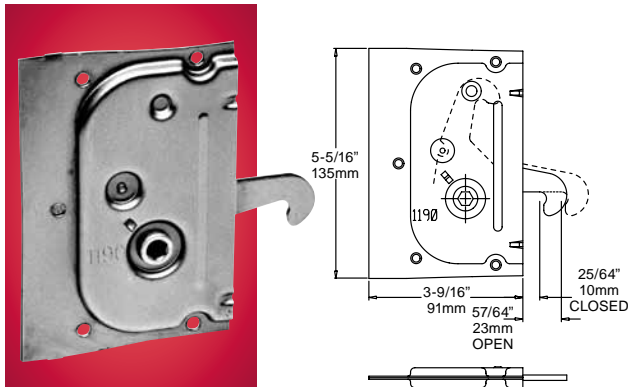


ITEM # 1173 STRIKE

1190 LOCKING POINT

Side mounted locking point attaches directly to frame member. Can be mounted through rivet holes or with welded straps. Fully enclosed housing protects mechanism during foaming. Use with No. 1188L adapter.

Model No.	Item	Qty./Ctn.	Weight/Carton
1190000004SB	Locking Point	2000	980 lb. (445kg)

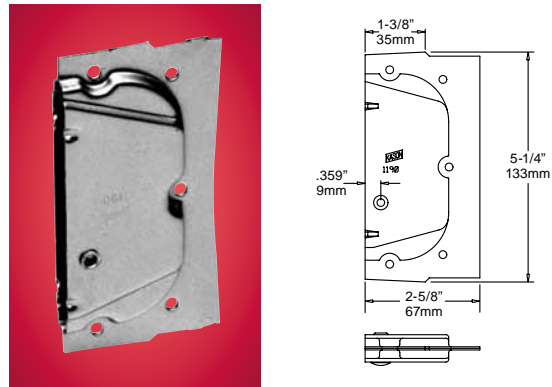


ITEM # 1190 LOCKING POINT

1190 STRIKE

Side mounted strike pairs with No. 1190 locking point for solid panel lock-up. Attach directly to frame member through rivet holes or with welded straps. Fully enclosed pocket keeps pin clear during foaming. Use with No. 1188S adapter.

Model No.	Item	Qty./Ctn.	Weight/Carton
1190000008SB	Strike	3000	884 lb. (401kg)



ITEM # 1190 STRIKE

RIGID RAIL PANEL FASTENERS

VERSATILE FASTENERS FOR WOOD, HIGH-DENSITY FOAM OR METAL FRAME RAILS

This series of Kason fasteners allow versatility and economy in prefabricated panel manufacturing. Build sectional units of almost any size and shape using wood, high-density foam or metal frame rails with these Panelock™ fasteners.

Locking points and strikes may be combined to accommodate a range of thicknesses, rail materials and joint types.

Manufactured from heavy-gauge steel, Rigid Rail Fasteners feature our patented cam system for great strength and reliable lock-up.

Use Kason fasteners in your prefabricated panels for walk-in coolers and freezers, display cases, modular building construction, shipping containers, partitions, sauna baths, and more.

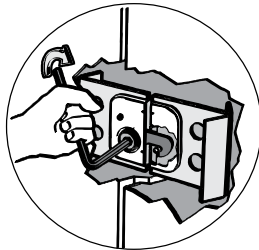
SPECIFICATIONS

MATERIAL:
Locking Points - Steel housing and hook, high pressure die cast cam.
Strikes & Pins - Steel.

THE DIFFERENCE IS EXPERIENCE

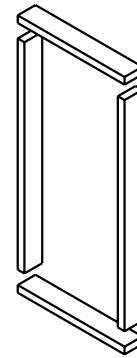
Give your customers the durability, strength and value they expect with Kason Panelock™ fasteners. Take advantage of our leadership in innovative design and manufacturing as we constantly refine and improve our panel fasteners to meet the increasing demands of the industry.

Panel fasteners are the heart of your walk-in's. A job can, literally, fall apart if just a couple fasteners fail. We take panel fasteners seriously. Manufactured under our roof with uncompromising control, Kason Panelock™ fasteners are produced on the latest state-of-the-art automated equipment that inspects every part as it is made. We do this to assure our customers the highest level of consistency and reliability. Insure the integrity of your walk-in's; specify Kason Panelock™ panel fasteners.

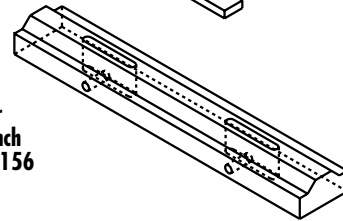


Use Kason No. 1145 hexagonal wrench for easy locking of all Kason panel fasteners. See page B-85.

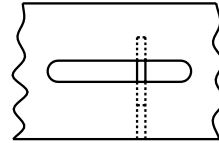
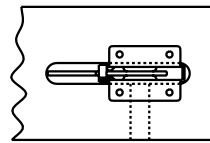
1. Cut frame material to form panel perimeter.



2. Determine locations for fasteners and mortise, dado, or rout slots. Drill wrench holes. (If using No. 1156 pins, drill pin holes.)

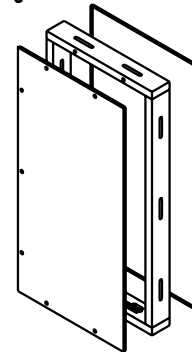


3a. Place fastener in slot and nail or staple in place.

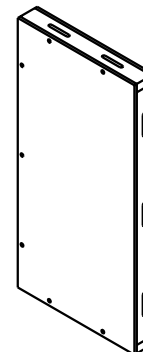
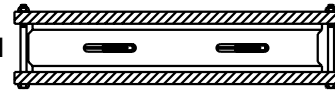


3b. If using No. 1156 pin, insert in drilled pin holes. (Taping of back may be required when foaming.)

4. Assemble frame with panel skins.



5. Clamp panel in restraining fixture and inject foam.

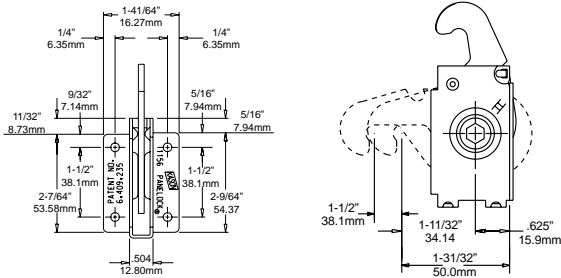


RIGID RAIL FASTENERS

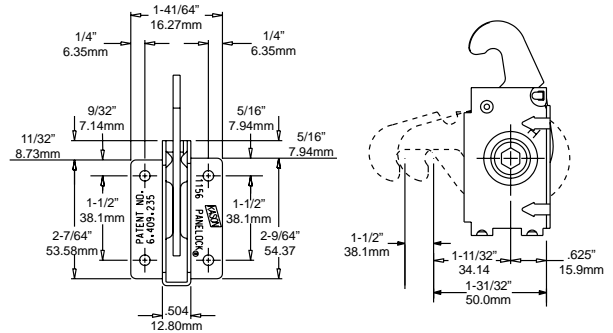
Locking Points, U. S. Patent Nos. 6,409,235; 6,530,610 & 6,681,471.

1156A LOCKING POINT

Typical application for tongue and groove rails where fasteners are nailed or stapled to rails. Housing designed to resist spreading in high density foam rails under heavy loading.



ITEM # 1153A

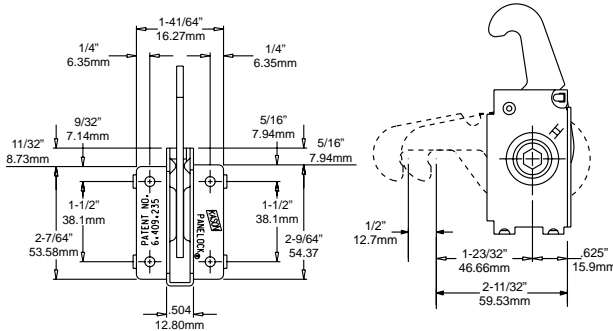


1156B LOCKING POINT

Same as No. 1156A, except with 3/8" (9.5mm) additional hook reach; for use with butt joint panels or thick rails.

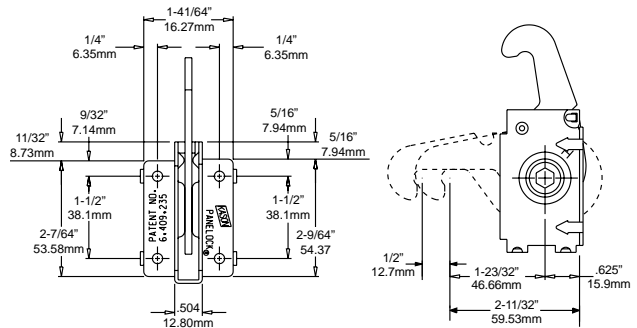


ITEM # 1156B



1153B BARBED LOCKING POINT

Functionally interchangeable with No. 1156B, with added feature of self-securing barbs. Eliminates the need for nails or staples in soft rail materials.



Model No.	Item	Qty./Ctn.	Weight/Carton
1156A00004	Locking Point	500	148 lb. (67kg)
1156B00004	Locking Point	500	158 lb. (72kg)

Model No.	Item	Qty./Ctn.	Weight/Carton
1153A00004	Locking Point	500	148 lb. (67kg)
1153B00004	Locking Point	500	158 lb. (72kg)

1156 STRIKE PIN

A strike pin yields the highest strength when inserted into drilled holes in rails of hard materials. Standard length is 3-1/4" (82.6mm) for 4" (101.6mm) rails. Use with Nos. 1156 and 1153 locking points. .

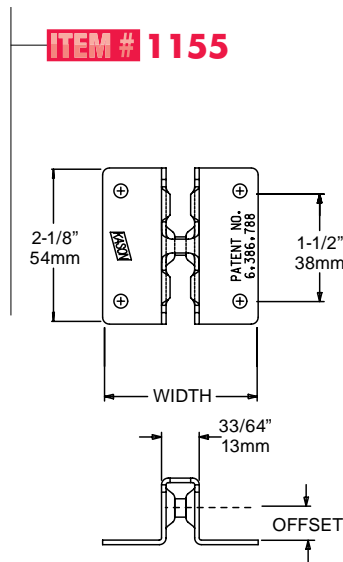
Model No.	Pin Length	Qty./Ctn.	Weight/Carton
1156000036	3-1/4" (83mm)	500	24 lb. (11kg)
Other lengths available on request.			

KASON'S UNBREAKABLE PANEL FASTENER STRIKES won't let go under the most severe conditions. Engineered to be the best for use in rigid rail systems, they specifically resist spreading, which can cause other types of rigid rail strikes to pop open. The Kason No. 1154 and No. 1155 actually get stronger the harder they are pulled.

Failed fasteners, for any reason, cause dissatisfied customers and call backs. Rely on Kason to engineer and produce a panel fastener strike that will accommodate the most severe overloads and still hold tight.

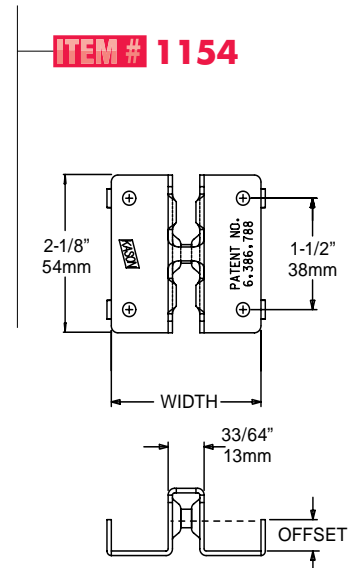
1155 STRIKE

Flange-mounted enclosed strikes eliminate the need to drill a hole for pins. Large flanges help spread the load for better bearing on rails of soft materials. Available in pin-to-flange offsets to suit a wide variety of rail thicknesses. Centerline mark provided for easy positioning.



1154 BARBED STRIKE

Functionally interchangeable with No. 1155 strike, with added feature of self-securing barb. Eliminates the need for nails or staples in soft rail material.



Model No.	Offset	Width	Weight/ Carton
1155000437	7/16" (11mm)	2-1/8" (54mm)	58 lb. (26kg)
1155000500	1/2" (13mm)	2" (51mm)	58 lb. (26kg)
1155000625	5/8" (16mm)	1-3/4" (44mm)	58 lb. (26kg)
1155000688	11/16" (18mm)	1-5/8" (41mm)	58 lb. (26kg)
1155000750	3/4" (19mm)	1-1/2" (38mm)	58 lb. (26kg)
1155000812	13/16" (21mm)	1-3/8" (35mm)	78 lb. (35kg)
1155001125*	1-1/8" (29mm)	1-1/2" (38mm)	78 lb. (35kg)

Packaging: 500 per carton

*Different style than pictured.

Model No.	Offset	Width	Weight/ Carton
1154000437	7/16" (11mm)	2-9/64" (54mm)	58 lb. (26kg)
1154000500	1/2" (13mm)	2-1/64" (51mm)	58 lb. (26kg)
1154000562	9/16" (14mm)	1-57/64" (48mm)	58 lb. (26kg)
1154000625	5/8" (16mm)	1-49/64" (45mm)	58 lb. (26kg)
1154000688	1-1/16" (18mm)	1-41/64" (42mm)	58 lb. (26kg)
1154000750	3/4" (19mm)	1-33/64" (38mm)	58 lb. (26kg)
1154000812	13/16" (21mm)	1-25/64" (44mm)	78 lb. (35kg)

Packaging: 500 per carton



SLAB FOAM PANEL FASTENERS

HOW TO BUILD INSULATED PANELS WITHOUT COSTLY TOOLING

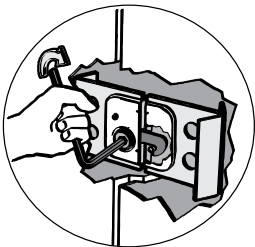
Minimize expensive production equipment when you build panels with Styrofoam, styrene bead board, or urethane board stock. Combine Kason slab fasteners with 3" (76.2 mm), 4" (101.6 mm) or 6" (152.4 mm) foam board to produce lightweight, prefabricated insulated panels.

Fasteners are grooved to assure that mating panels can be easily aligned on the job site.

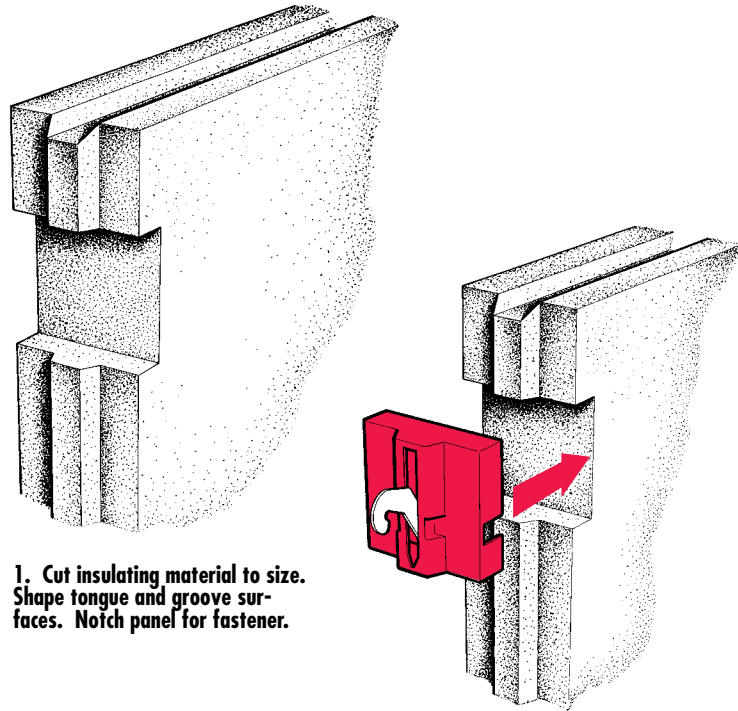
THE DIFFERENCE IS EXPERIENCE

Give your customers the durability, strength and value they expect with Kason Panelock™ fasteners. Take advantage of our leadership in innovative design and manufacturing as we constantly refine and improve our panel fasteners to meet the increasing demands of the industry.


Panel fasteners are the heart of your walk-in's. A job can, literally, fall apart if just a couple fasteners fail. We take panel fasteners seriously. Manufactured under our roof with uncompromising control, Kason Panelock™ fasteners are produced on the latest state-of-the-art automated equipment that inspects every part as it is made. We do this to assure our customers the highest level of consistency and reliability. Insure the integrity of your walk-in's; specify Kason Panelock™ panel fasteners.



Use Kason No. 1145 hexagonal wrench for easy locking of all Kason panel fasteners. See page B-85.

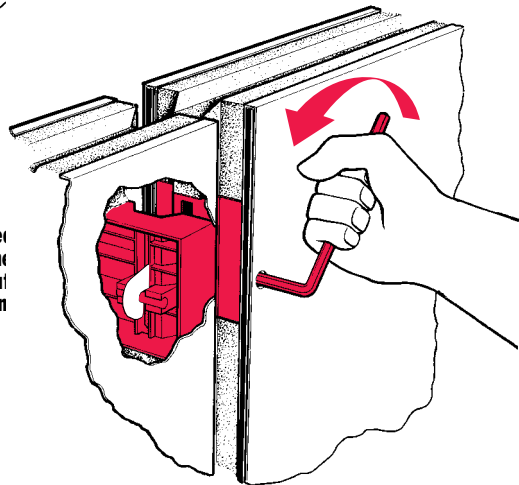


1. Cut insulating material to size. Shape tongue and groove surfaces. Notch panel for fastener.



2. Insert plastic housing, either locking point or strike, as needed.

3. Apply adhesive to metal skins. Laminate foam between two skins and apply pressure for bonding. (Return bend on metal helps to hold fastener in place.)



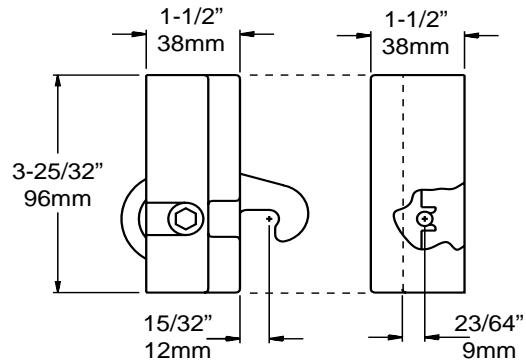
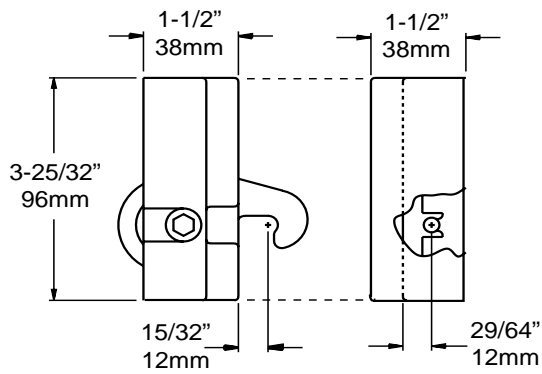
4. After curing, panels are ready for assembly. Completed panels are easily locked in position at assembly site using the Kason No. 1145 wrench.



Patent No. 6,070,919

ITEM # 1151

ITEM # 1152



SLAB FOAM FASTENERS

1151 PLASTIC BLOCK FASTENER

Use this fastener set with slab foam panels when no gasket is required between panels. Provides a firm metal-to-metal and plastic-to-plastic seal.

SPECIFICATIONS

MATERIAL:
Housing - High impact, black thermoplastic. Hook & Pin - Steel.
Cam - High pressure die-cast zinc.

Models available for 4" or 6" foam board.

Model No.	Item	Qty./Ctn.	Weight/Carton
115100004	Fastener set 4" (102mm)	150	75 lb. (34kg)
115100006	Fastener set 6" (152mm)	100	68 lb. (31kg)

1152 PLASTIC BLOCK FASTENER

Designed for use where gasketed panel joints are required. When locked, fastener set accommodates up to a 3/32" (2.4 mm) gasket build up between locking point and strike.

SPECIFICATIONS

MATERIAL:
Housing - High impact, white thermoplastic. 3", 4" or 6" foam board.
Hook & Pin - Steel.
Cam - High pressure die-cast zinc.

Model No.	Item	Qty./Ctn.	Weight/Carton
115200003	Fastener set 3" (76mm)	200	78 lb. (35kg)
115200004	Fastener set 4" (102mm)	150	75 lb. (34kg)
115200006	Fastener set 6" (152mm)	100	68 lb. (31kg)



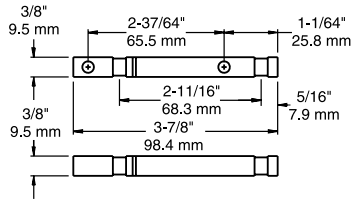
ADAPTERS FOR FOAMED-IN-PLACE FASTENERS

- Exclusive adapters complete the Kason patented system of foamed-in-place panel fasteners.
- Locating grooves on adapters provide center line for easy positioning on rails.
- Case-hardened steel construction for long wear.

Note: **L** adapters accept only locking points.
S adapters accept only strikes

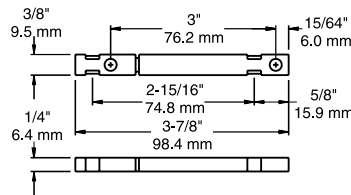
1169L ADAPTER

Use with Nos. 1168, 1169 and 1173 locking points.



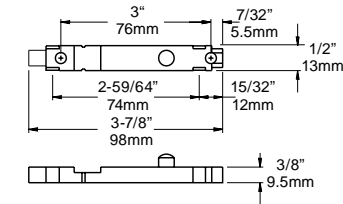
1169S ADAPTER

For use with Nos. 1168, 1169, and 1173.



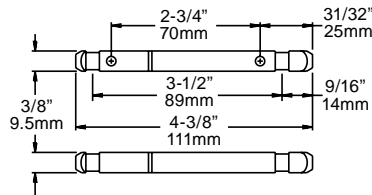
1178S ADAPTER

For use with No. 1178 strike.



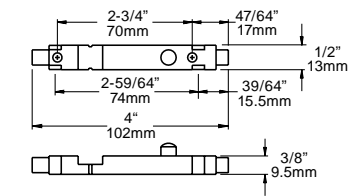
1188L ADAPTER

For use with Nos. 1188 and 1190 locking points.



1188S ADAPTER

For use with Nos. 1188, 1189 and 1190 strikes.



Model No.	Item	Qty./Ctn.	Weight/Carton
1169L00004	Adapter	200	24 lb. (11kg)
1169S00004	Adapter	200	18 lb. (8kg)
1178S00004	Adapter	200	28 lb. (13kg)
1188L00004	Adapter	200	31 lb. (14kg)
1188S00004	Adapter	200	36 lb. (16kg)

SNAP-IN FINISH CAPS

Use to cover wrench hole borings.

1138 FINISH CAP

SPECIFICATIONS

MATERIAL: Polyethylene
FINISH: Opaque white or gray
SIZE: 3/4" (19.0mm) diameter.



1147 FINISH CAP

SPECIFICATIONS

MATERIAL: Brass
FINISH: Chrome
SIZE: 1/2" (12.7mm) diameter.

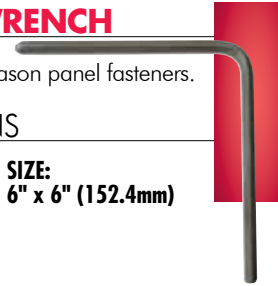


1145 HEX WRENCH

Required to lock all Kason panel fasteners.

SPECIFICATIONS

MATERIAL: Steel or hardened steel.
SIZE: 6" x 6" (152.4mm)



Model No.	Item	Qty./Ctn.	Weight/Carton
1138000000	Finish Cap, White	5000	12 lb. (5kg)
1138000004	Finish Cap, Gray	5000	12 lb. (5kg)
1147000004	Snap-in Cap	2000	7 lb. (3kg)
1145000005	Hex Wrench, Hardened Steel	75	20 lb. (9kg)

