



VRV IV S-series

Keep looking
you'll never find me

Compact VRV IV heat pumps
for residential and light commercial applications



Why choose Daikin VRV IV S-series?

You can install highly efficient, reliable Daikin air conditioning VRV systems in the most restricted locations because these outdoor units are invisible from street level.



Keep looking,
you'll never find me

Daikin VRV IV S-series offers you the most compact VRV air conditioning solution ever. It's ideal for environments where space is limited, has no visual impact and is quiet, so it is easy to comply with building regulations.

Compact

- ✓ Unique VRV outdoor solution
- ✓ Compact units with a small footprint integrate seamlessly into surrounding architecture
- ✓ Total flexibility for any location or type of property due to the unlimited possibilities of our of solutions
- ✓ Ideal for built-up areas where outdoor space is limited as the unit is easy to hide
- ✓ Outdoor air conditioning units can now be fitted where this was previously not an option
- ✓ Easy to comply with planning regulations, the best solution for urban locations such as homes, banks, shops or almost and any other application you can think of

Daikin VRV efficiency, comfort and control

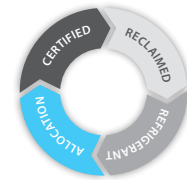
- ✓ High seasonal efficiency rating, reducing energy, costs and CO₂ emissions
- ✓ Unique Variable Refrigerant Temperature eliminates cold draughts and continuously adjusts unit operation to the actual conditions, maximising seasonal efficiency
- ✓ Centralised, easy to use controls ensure optimum operation, maximising efficiency and comfort
- ✓ Energy monitoring to follow up energy use and compare different properties (for commercial properties)

Quiet

- ✓ Highly suited to densely populated areas such as city centres thanks to their low operating sound
- ✓ Low noise modes reduce sound further to comply with inner-city noise regulations

Supports a circular economy

- ✓ RXYSQ units are available with Certified Reclaimed Refrigerant Allocation
- ✓ They reuse existing refrigerant, avoiding over 150,000 kgs of virgin refrigerant being produced every year



Leading after-sales support

- ✓ Support wherever you need it, from the widest network of highly trained professionals
- ✓ Professional selection tools and excellent expert support reduce installation time, ensuring optimum operation and lower running costs
- ✓ A single point of contact, even for multiple properties in multiple countries

Flexible installation

- ✓ Lightweight units reduce installation time and effort
- ✓ Compact units extend the installation options



VRV IV S-series

Keep a low profile

VRV IV S-series units are an ideal solution when outdoor space is restricted because they are easy to hide, thus minimising both visual and sound impact. Their design overcomes the challenges that aesthetics and regulations can impose.

Space saving

The lowest unit in the market

The VRV IV S-series compact units fit easily behind low walls because they are the lowest on the market with a height of less than 1m, including the supporting legs.


Seasonal efficiency

The VRV IV S-series units have the best seasonal efficiency in the class, reducing both energy consumption and costs.



Subtle

The Daikin VRV IV S-series units are ideal for installation on a balcony or behind a parapet as they are front blow units which eliminates the need for any ducting saving on installation costs.



Daikin VRV IV S-series compact units can be installed in a wide variety of locations and applications such as behind a parapet, yet remain entirely invisible from street level thanks to their compact dimensions.




Ideal for balcony installation

The ideal choice for a balcony installation because the Daikin VRV IV S-series units are front blow units. The air is blown away from the balcony, minimising any turbulence or obviating the need for ducts and ensuring optimum operation.

On top of that the small footprint makes it the natural choice for the typically limited space available on balconies.

Standard VRV IV (top blow)

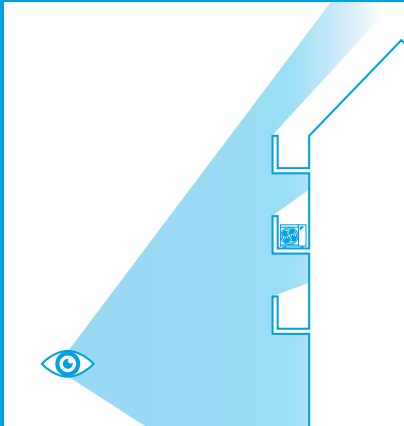


VERSUS

VRV IV S-series







Daikin VRV IV S-series units can be installed discreetly on a balcony thanks to their compact dimensions, offering you air conditioning while being almost unnoticeable.



Total solution




Daikin Emura
wall mounted unit



Nexura



Intelligent Touch Manager



Fully flat cassette



Biddle air curtain



Air handling unit ventilation

Our range of small-footprint units



4/5/6 HP
(single phase)



4/5/6 HP
(single and three phase)



8/10/12 HP
(three phase)

A wide range, big on features

They may be discreet, but Daikin VRV IV S-series units stand out when it comes to benefits they deliver. They provide the perfect indoor climate, while remaining totally discreet from the outside. If you need efficient and effective, sustainable air conditioning from a completely unnoticeable unit, look no further.

- ✓ Reuses existing refrigerant saving over 150,000 kgs of virgin gas being produced every year
- ✓ A wide range of stylish residential and commercial indoor units can be connected
- ✓ A total air conditioning solution integrating air handling units and/or air curtains
- ✓ Complete reliability thanks to refrigerant-cooled PCB
- ✓ Suitable for bigger projects of up to 150 to 200 m²
- ✓ Light weight unit (down to 94kg) is easy to install and handle
- ✓ A perfect match for any application thanks to the wide range of small-footprint units



The unit can be installed out of sight and earshot of the house thanks to the long piping length



Certified Reclaimed Refrigerant Allocation



External Certified Quality

Reclaimed refrigerant meets AHRI700 certified standards, assessed by an independent laboratory, and so is the **same quality as virgin refrigerant**.

Reclaimed and reused within Europe

Reclaimed means the refrigerant is regenerated in a high quality way, in line with the F-gas regulation definition. This means that units with reclaimed refrigerant **support the F-gas regulation** by recovery and reclaim within the European Union.

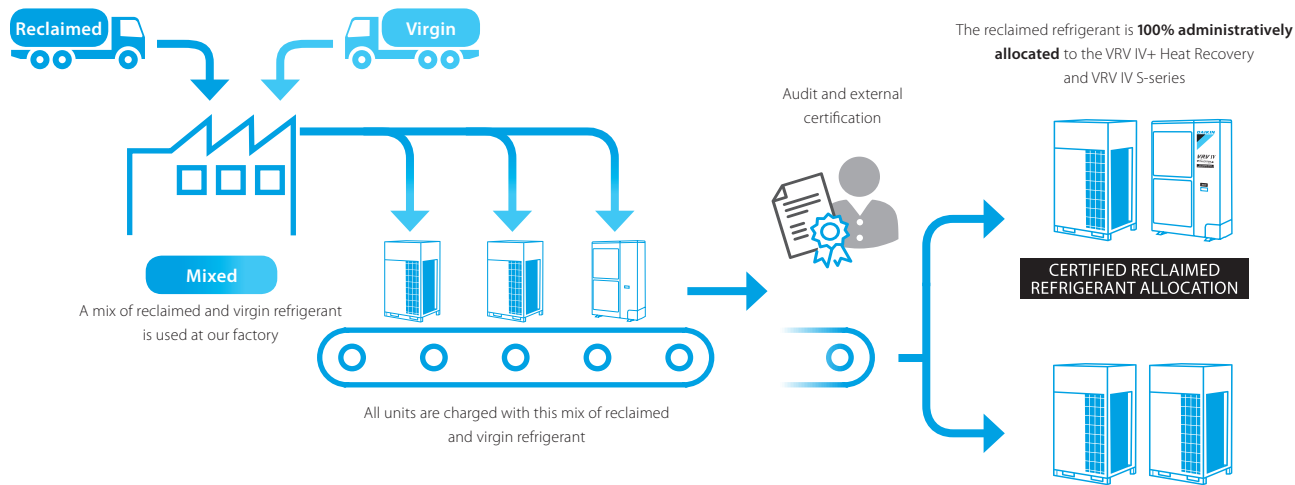


Certified Allocated Quantity

Virgin and reclaimed refrigerant are used in the Daikin Europe factory. Through an audit process we ensure the reclaimed refrigerant is administratively **allocated to the VRV IV* and Mini VRV** factory charge.

Reclaiming R-410A is just the start

With a huge potential of R-410A available in existing installations, we invite you to join our mission in creating this circular economy. Today for R-410A and for other refrigerants in future.



Choose a VRV IV + heat recovery system or VRV IV S-series unit with Certified Reclaimed Refrigerant Allocation to support reuse of refrigerant and to avoid 150,000 kg of virgin gas being produced each year.

Exclusive to Daikin, Certified Reclaimed Refrigerant Allocation is **a guarantee for the customer about the quality and quantity of the used reclaimed refrigerant.**

Certified by an external laboratory, the reclaimed refrigerant used by Daikin is of the same quality as the virgin refrigerant and meets AHRI700 standards.

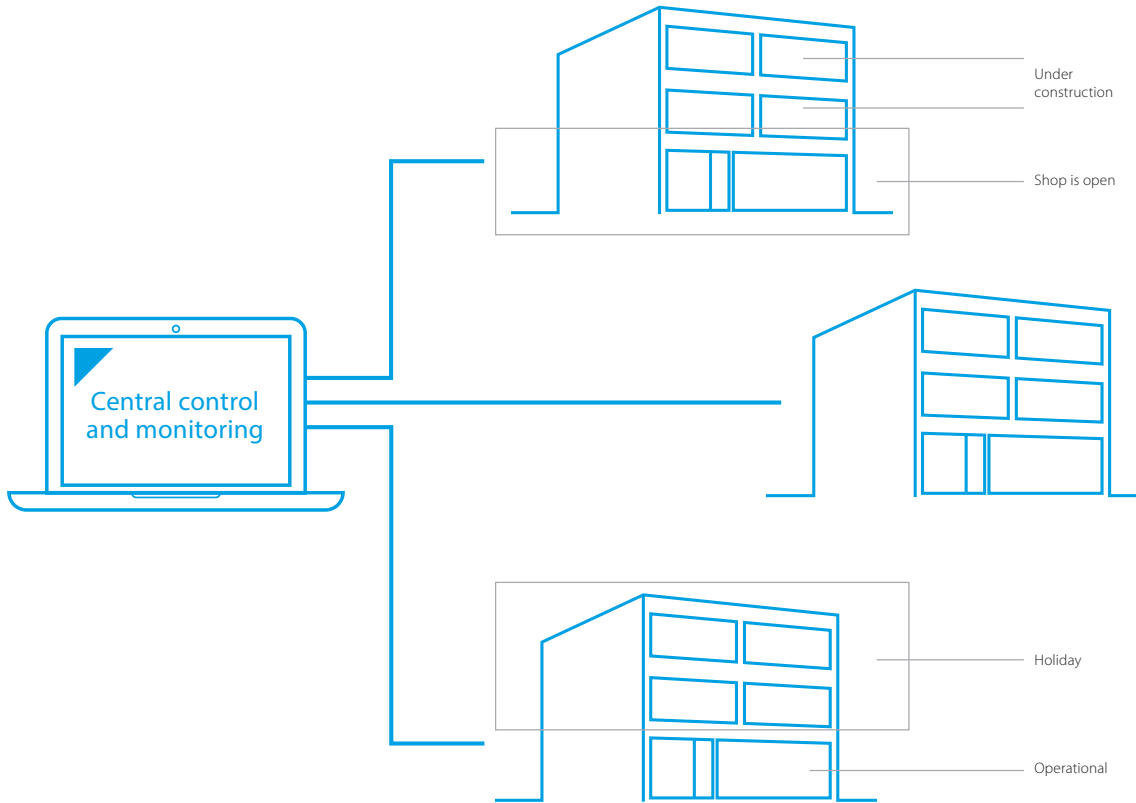
For more information visit: www.daikin.eu/building-a-circular-economy



A true VRV IV

- ✓ Unique Variable Refrigerant Temperature for maximum customised comfort, efficiency and intelligent control tailored to your individual needs
- ✓ Control individual areas of your property for maximum efficiency
- ✓ Zone by zone installation tailored to the needs of the building
- ✓ Multiple systems can be configured and controlled consistently from a central location
- ✓ VRV configurator for quick and easy commissioning of one or multiple systems

Zone by zone installation



Control of individual areas



Ceiling suspended unit: Unique Daikin unit for high rooms with no false ceilings nor free floor space



Round flow cassette:
360° air discharge for optimum efficiency and comfort

Daikin Emura:

A unique design unit for rooms with no false ceilings, nor free floor space



Fully flat cassette:
Unique design that integrates
fully flat into the ceiling



Concealed floor standing unit:
Fully concealed in the wall

Specifications

NEW

Outdoor unit				RXYSQ	4TV1	5TV1	6TV1
Capacity range			HP		4	5	6
Cooling capacity	Prated,c		kW		12.1	14.0	15.5
Heating capacity	Prated,h		kW		8.4	9.7	10.7
	Max.	6°CWB	kW		14.2	16.0	18.0
Recommended combination					3 x FXSQ25A2VEB + 1 x FXSQ32A2VEB	4 x FXSQ32A2VEB	2 x FXSQ32A2VEB + 2 x FXSQ40A2VEB
ηs,c			%		322.8	303.4	281.3
ηs,h			%		182.3	185.1	186.0
SEER					8.1	7.7	7.1
SCOP					4.6		4.7
Maximum number of connectable indoor units						64	
Indoor index connection	Min.				50.0	62.5	70.0
	Nom.					-	
	Max.				130.0	162.5	182.0
Dimensions	Unit	HeightxWidthxDepth	mm		823x940x460		
Weight	Unit		kg		89		
Sound power level	Cooling	Nom.	dBA		68.0	69.0	70.0
Sound pressure level	Cooling	Nom.	dBA		51.0	52.0	53.0
Operation range	Cooling	Min.~Max.	°CDB		-5.0~46.0		
	Heating	Min.~Max.	°CWB		-20.0~15.5		
Refrigerant	Type/GWP				R-410A/2,087.5		
	Charge		kg/TCO2Eq		3.7/7.7		
Piping connections	Liquid	OD	mm		9.52		
	Gas	OD	mm		15.9		19.1
	Total piping System length		Actual	m		300	
Power supply	Phase/Frequency/Voltage		Hz/V		1~/50/220-240		
Current - 50Hz	Maximum fuse amps (MFA)		A		32		

(1) Actual number of units depends on the indoor unit type (VRV DX indoor, RA DX indoor, etc.) and the connection ratio restriction for the system (being; 50% ≤ CR ≤ 130%).

Specifications


Outdoor unit		RXYSQ/RXYSQ/RXYSQ	4TV9	5TV9	6TV9	4TY9	5TY9	6TY9	8TY1	10TY1	12TY1		
Capacity range		HP	4	5	6	4	5	6	8	10	12		
Cooling capacity	Prated,c	kW	12.1	14.0	15.5	12.1	14.0	15.5	22.4	28.0	33.5		
Heating capacity	Prated,h	kW	8.0	9.2	10.2	8.0	9.2	10.2	14.9	19.6	23.5		
	Max. 6°CWB	kW	14.2	16.0	18.0	14.2	16.0	18.0	25.0	31.5	37.5		
ηs,c		%	278.9	270.1	278.0	269.2	260.5	268.3	247.3	247.4	256.5		
ηs,h		%	171.6	182.9	192.8	154.4	164.5	174.1	165.8	162.4	169.6		
SEER			7.0	6.8	7.0	6.8	6.6	6.8	6.3		6.5		
SCOP			4.4	4.6	4.9	3.9	4.2	4.4	4.2	4.1	4.3		
Maximum number of connectable indoor units			64										
Indoor index connection	Min.		50.0	62.5	70.0	50.0	62.5	70.0	100.0	125.0	150.0		
	Nom.												
	Max.		130.0	162.5	182.0	130.0	162.5	182.0	260.0	325.0	390.0		
Dimensions	Unit	HeightxWidthxDepth	mm						1,430x940x320		1,615x940x460		
Weight	Unit		kg						104		144	175	180
Sound power level	Cooling	Nom.	dBA	68.0	69.0	70.0	68.0	69.0	70.0	73.0	74.0	76.0	
Sound pressure level	Cooling	Nom.	dBA	50.0		51.0	50.0		51.0		55.0		57.0
Operation range	Cooling	Min.~Max.	°CDB	-5.0~46.0						-5.0~52.0			
	Heating	Min.~Max.	°CWB	-20.0~15.5									
Refrigerant	Type/GWP		R-410A/2,087.5										
	Charge	kg/TCO2Eq	3.6/7.5						5.5/11.5	7.0/14.6	8.0/16.7		
Piping connections	Liquid	OD	mm			9.52			12.7				
	Gas	OD	mm		15.9	19.1	15.9		19.1	22.2	25.4		
	Total piping length	System	Actual	m								300	
Power supply	Phase/Frequency/Voltage	Hz/V	1N~/50/220-240				3N~/50/380-415						
Current - 50Hz	Maximum fuse amps (MFA)	A	32			16			25		32		

Actual number of units depends on the indoor unit type (VRV DX indoor, RA DX indoor, etc.) and the connection ratio restriction for the system (being; 50% ≤ CR ≤130%).





Daikin Europe N.V. Naamloze Vennootschap Zandvoordestraat 300 · 8400 Oostende · Belgium · www.daikin.eu · BE 0412 120 336 · RPR Oostende (Responsible Editor)



ECPEN20-208

11/19



Daikin Europe N.V. participates in the Eurovent Certified Performance programme for Liquid Chilling Packages and Hydronic Heat Pumps, Fan Coil Units and Variable Refrigerant Flow systems. Check ongoing validity of certificate: www.eurovent-certification.com

The present publication is drawn up by way of information only and does not constitute an offer binding upon Daikin Europe N.V. Daikin Europe N.V. has compiled the content of this publication to the best of its knowledge. No express or implied warranty is given for the completeness, accuracy, reliability or fitness for particular purpose of its content and the products and services presented therein. Specifications are subject to change without prior notice. Daikin Europe N.V. explicitly rejects any liability for any direct or indirect damage, in the broadest sense, arising from or related to the use and/or interpretation of this publication. All content is copyrighted by Daikin Europe N.V.

The present publication supersedes ECPEN16-208. Printed on non-chlorinated paper