


Kinder-2nd



March 7/8, 2020

NEED TO KNOW



Pro Tip: Greet kids at their eye level. Get a chair, kneel or squat down to look kids in the face with a smile and high five as they enter class! This will help them feel more comfortable and ready to engage!

LARGE GROUP | 20 minutes

Start Large Group about 10 minutes into the service. Introduce the Big Idea, *Jesus wants us to follow him*, and tell the story of *the Parable of the builders*. Find the Bible story in *Matthew 7:24-27*.

ACTIVITY 1 | 10 minutes

Play a game to understand what is wise, and what is foolish.

ACTIVITY 2 | 10 minutes

Build a house out of marshmallows and toothpicks!

ACTIVITY 3 | 15+ minutes

Create a “strong” house craft, like in today’s parable.


LARGE GROUP

ACTIVITY 1

ACTIVITY 2

ACTIVITY 3

S.A.F.E. | 1 minute



- **Video: 10 Second Countdown (1 minute)**

SAY Welcome to Kids' Club, I'm so glad you're all here! We want Kids' Club to be a fun, safe and welcoming place for everyone. Let's watch a video to see how we can do that!



- **Video: S.A.F.E / Always Show Respect! (30 seconds)**

LARGE GROUP | 15 minutes

SAY Have you ever seen a construction site? What kinds of materials do they use to build houses and buildings? Things like wood, concrete, nails, metal...all things that are really STRONG! Sometimes we have to use strong materials to build a STRONG house, don't we?

SAY Today, we're going to hear a really cool story that Jesus told his friends, and in this story, Jesus talks about a house that's built on a STRONG foundation, and is made of strong materials.....and a house that's built on a shaky, not so strong foundation, and it is NOT well built. Which one do you think will last better?

SAY We're going to watch a video about the story Jesus told. As you watch, see if you can figure out which builder was smart...and which was not so smart. Ready?



- **Video: Parable of the Two Builders (3 minutes)**

SAY So which guy was wise and smart? Yep, the one who built his house on the rock. And which one was not so smart or foolish? You're right, the one who built his house down in the sand. When a big storm came, the rock stood firm but the sand just washed away!

SAY Even though this story is about houses, Jesus was actually teaching us an important lesson about how some people act wise, and some people act foolish. Here's what he said:

- **Slide: Matthew 7:24 and 26: So then, everyone who hears my words and puts them into practice is like a wise man.....But everyone who hears my words and does NOT put them into practice is like a foolish man.**

Matthew 7:24
and 26



SAY What do you guys think it means to put Jesus' words into practice? Yes, it means that when we hear what Jesus wants us to do, we do it. When we obey, we're being wise! If we ignore what Jesus wants us to do, we're being foolish.

RESPONSE TIME | 5 minutes

Jesus wants us
to follow him!



SAY Do you guys think Jesus wants us to be wise, and act like HE would act? YES! Jesus is our rescuer, and he was perfect in every way. That means he's someone that we should try to act like, and follow! We can obey what God says, and live like Jesus would live! So here's our big idea for today:

- **Slide: *Jesus wants us to follow him!***

PRAY *Jesus, please help us to act like the man who built his house on strong, sturdy rock. Help us follow you, and listen to your words in the Bible. We love you. Amen!*

SAY Now let's worship Jesus with some more music and singing and dancing! Remember, when we worship, it means we ONLY focus on God, and show him how much we love him!



- ***Music Video: Dance Laugh Love (3 minutes)***
- ***Music Video: Clap Your Hands (3 minutes)***

LARGE GROUP

ACTIVITY 1

ACTIVITY 2

ACTIVITY 3

SUPPLIES

- None

PREPARE

10:00

- Split into *small groups*
 - *Video: 10-Minute Countdown Timer*

FOLLOW JESUS! | 10 minutes

SAY Let's play a game to think about that for a second. Everybody stand up! I'm going to tell you some things we could do. If you think they're wise because they're following Jesus, give somebody a fist bump (demonstrate). If you think they're foolish, say, "whoosh" and slash the air with your hand, like this (demonstrate by making a motion where your hand, palm down, slashes the air horizontally).

- Read the following actions. After all the ones that would be wise, remind the kids that's what Jesus commanded!
 - Hitting our little brother (whoosh)
 - Obeying our parents (rock)
 - Praying for a friend (rock)
 - Cheating on a test (whoosh)
 - Sharing with those in need (rock)
 - Being afraid (whoosh) Awesome! Give each other rock and have a seat.

SAY Sometimes it's hard to follow Jesus. But when we choose to do what Jesus says and obey his words, we are being wise. We're living like Jesus wants us to live!

LARGE GROUP

ACTIVITY 1

ACTIVITY 2

ACTIVITY 3

SUPPLIES

- Toothpicks
- Marshmallows (10 per kid)
- Disposable bowls

PREPARE

10:00

- Split into *small groups* or stay in *one large group*.
 - *Video: 10-Minute Countdown Timer.*
- Kids can sit at a table or on the floor, whichever works best.

MARSHMALLOWS AND TOOTHPICKS | 10 minutes

SAY Let's build a house just like in Jesus' parable! We don't have all the big materials, but we do have some pretty fun supplies: *marshmallows and toothpicks!*

- Evenly distribute *toothpicks in bowls* around your table, and give each kid *ten marshmallows*.
- Let kids create their own house, or let them work together to make even bigger houses!
- Ask these questions as kids work:
 - How strong is this house?
 - Is there a chance it could fall over? Why?
 - What would happen if YOUR house or apartment or place that you live was made of marshmallows and toothpicks? Why?
 - How can we be wise/smart in real life? How could we be foolish/not smart?

SUPPLIES

- Cardstock (1 piece per kid)
- Popsicle sticks (6 per kid)
- Markers
- Glue sticks (1 per kid)

PREPARE

- Split into **small groups**.
- Give each kid **six popsicle sticks and a piece of cardstock**

DO IT

SAY Remember when Jesus told a parable? Do you remember what a parable is? (a story that teaches a lesson). Yep, and this parable is all about being wise, and being foolish. About following Jesus' word, instead of following something else!

SAY We are going to **glue** these **popsicle sticks** to our **pieces of cardstock** in the shape of a house. Once our sticks are settled, use the markers to write how you can be wise and/or how you can follow Jesus this week! Here are some examples:

- *Help parents at home or with siblings, pray for a friend, sharing with others, etc.*
- *Encourage kids to draw rocks under their popsicle stick house, as well as any other house and landscape elements they want, like plants, people, animals, a city, a road, etc.*
- Extra time? Give kids a **maze or a word-search activity sheet**.

ASK

- Why did Jesus tell this story?
- What did the wise builder in the story do?
- What did the foolish builder do?
- Which builder would you rather be like?
- What did Jesus say we can do to be like the wise builder?
- Did anybody hear from God this morning? If so, can you share it?
- Does anybody have any other questions about the story?

Marshmallow Ingredients & Facts

Nutrition Facts	
about 9 servings per container	
Serving size 2/3 Cup (30g)	
Amount per serving	
Calories	100
% Daily Value*	
Total Fat 0g	0%
Saturated Fat 0g	0%
Trans Fat 0g	
Cholesterol 0mg	0%
Sodium 15mg	1%
Total Carbohydrate 24g	9%
Dietary Fiber 0g	0%
Total Sugars 16g	
Includes 16g Added Sugars	32%
Protein 1g	
Vitamin D 0mcg	0%
Calcium 0mg	0%
Iron 0mg	0%
Potassium 0mg	0%
* The % Daily Value tells you how much a nutrient in a serving of food contributes to a daily diet. 2,000 calories a day is used for general nutrition advice.	
Calories per gram:	
Fat 9 • Carbohydrate 4 • Protein 4	
INGREDIENTS: CORN SYRUP, SUGAR, MODIFIED CORNSTARCH, GELATIN, WATER, DEXTROSE, NATURAL AND ARTIFICIAL FLAVOR, TETRASODIUM PYROPHOSPHATE.	

Kinder-2nd

MARCH 7/8, 2020



lesson NEEDS



Big Idea: Tell me about the disciples.

Heads up! Today we'll be working with MARSHMALLOWS. Questions? Ask a Volunteer.

LARGE GROUP

Item	Usage	Details	Provided by
No supplies needed			

ACTIVITY 1 | Played in small groups.

Item	Usage	Details	Provided by
No supplies needed			

ACTIVITY 2 | Played in small groups or one large group.

Item	Usage	Details	Provided by
Marshmallows	10 per kid	Mini-marshmallows Walmart	KC Site Support
Toothpicks	10 per kid	Amazon	KC Site Support
Disposable Bowls	Quantity determined by site	Used to hold the toothpicks for each group	site

ACTIVITY 3 | Played in small groups.

Item	Usage	Details	Provided by
Coloring/Maze/Activity sheet - Parable of the builders	Quantity determined by site.	8.5x11 paper, black & white, Page 9/10/11	site
Markers	Quantity determined by site.		site
Glue sticks	1 per kid, reused		site
Cardstock	1 per kid	8.5x11 cardstock	site
Popsicle sticks	6 per kid	Oriental Trading (regular size)	KC Site Support

Special Note:

Marshmallow ingredient list is on page 8. Please provide this in each classroom with the lessons.

name _____

The Parable of The Wise and the Foolish Builders




Coloring & Activity Pages by: Bible-Printables.com

name



name



Kinder-2nd

MARCH 7/8, 2020



a/v

NEEDS



1. KC Logo Slide: for when kids enter the room (All that You Need instrumental; mp3 only; can be downloaded on website)
2. Video: SAFE Video: Always Show Respect_v4 (KC/SM media videos songs>videos>SAFE videos)
3. Video: 10 Second Countdown_030820
4. Video: Parable of the Two Builders (3 minutes)
5. Slide: Matthew 7:24 and 26: So then, everyone who hears my words and puts them into practice is like a wise man.....But everyone who hears my words and does NOT put them into practice is like a foolish man.
6. Slide: Jesus wants us to follow him!
 - Music Video: Dance Laugh Love (3 minutes)
 - Music Video: Clap Your Hands (3 minutes)
7. Video: 10-Minute Timer
8. Video: 10-Minute Timer