

KINDERGARTEN NON-TRADITIONAL INSTRUCTION

We are keeping lots of things the same, but we listened to your suggestions and have made a few changes.

1. Some classes will have a whole class meeting at 10 AM on Monday and/or Friday. The other days will be guided reading groups. Look on Class Dojo to see the exact meetings you are invited to attend.
2. If needed, we will have open office hours on Zoom from 10:30-11. Let us know if you'd like to schedule a meeting. You can join if you have questions or just want to chat. You can also Dojo text us anytime from 8-12:00 and 1-3:00.
3. In this packet, you will find 2 subjects you are required to complete 1 activity from each day -- Reading and Math.
4. You will also find 4 subjects -- Language Arts, Writing, Science/Social Studies, and Specials. You are asked to choose 2 of these subjects to do 1 activity from each day. This means that you will NOT complete all of the activities in these areas unless you choose to do so.
5. We also ask that you do 20 minutes of Lexia and 20 minutes of Success Maker each day.
6. You will submit the Work Calendar by taking a photo of it and uploading it on Class Dojo by 3:00 PM each Friday.

DIGITAL "WORKSHEETS"

Dear Families,

We are sending home learning worksheets in our packet this week. These can be completed by simply asking your child to write the answers on notebook paper. However, as an alternative, the work can be completed directly from your iPad or Smartphone.

Here is how:

Step 1: Take a screenshot of the worksheet/activity.

Step 2: Now click on the screenshot/image, then click on a pencil (bottom of the screen) and Bingo!-your child can now write on the worksheet.

Step 3: On an iPad-Once they have finished, take another screenshot and send this back to your teacher through DoJo.

On a Smartphone-Once they have finished, simply click save and send this back to your teacher through DoJo.

Step 1: Take a screenshot.

Step 2: Start writing.

Step 3: Take a screenshot and send to your teacher.

10.3 Name: _____
Combinations to 6
Directions: Write the missing number to make the number bond true.

5 ○ 6	○ 6 6	○ 2 6
○ 0 6	○ 3 6	4 ○ 6
1 ○ 6	2 ○ 6	○ 3 6

10.3 Name: Jess
Combinations to 6
Directions: Write the missing number to make the number bond true.

5 1 6	0 6 6	4 2 6
6 0 6	3 3 6	4 2 6
1 5 6	2 4 6	3 3 6

10.3 Name: Jess
Combinations to 6
Directions: Write the missing number to make the number bond true.

5 1 6	0 6 6	4 2 6
6 0 6	3 3 6	4 2 6
1 5 6	2 4 6	3 3 6

WORK CALENDAR

Name: _____

Please initial each NTI activity completed by your child on the calendar.

April 20-24	Monday	Tuesday	Wednesday	Thursday	Friday
Required: Reading					
Required: Math					
Choice: Language Arts OR Writing					
Choice: Science/ Social Studies OR Specials					

April 27-May 1	Monday	Tuesday	Wednesday	Thursday	Friday
Required: Reading					
Required: Math					
Choice: Language Arts OR Writing					
Choice: Science/ Social Studies OR Specials					

Required
Subjects -- 1
activity per day

Reading
&
Math

READING

Week 3

4-20 During these two weeks, we will be doing an author study on Eric Carle! Today, use “YouTube” to listen to “The Very Hungry Caterpillar” (see Extra Resources). After enjoying this story, use your journal or lined paper to draw/label the story elements: 1. Character 2. Setting 3. Problem 4. Solution 5. Lesson Learned

4-21 Today, use “YouTube” to listen to “The Very Busy Spider (see Extra Resources). If you have this book at home, read the book with a partner. After enjoying this story, use your journal or lined paper to draw/label in order the animals that tried to get the spider to go and play. Write a sentence about the lesson learned in the story.

4-22 Today, use “YouTube” to listen to “The Very Quiet Cricket” (see Extra Resources) or if you have the book at home, read the book with a partner. After enjoying the story, answer the following questions in your journal or on lined paper:

1. How did the cricket try to make his chirping sound?
2. What finally caused the cricket to make his chirping sound!
3. What can you do now that you couldn't do when you were little?
4. For a fun activity, you can draw each animal that the cricket meets on a card or piece of paper and under each animal write its movement. Then mix the cards up, draw a card, and make that insect's movements in an Insect Olympics! Rest, then sequence your cards in story order. (NOT REQUIRED)

4-23 Today, use “YouTube” to listen to “The Very Lonely Firefly” (see Extra Resources) or if you have the book at home, read the book with a partner. After enjoying the story, complete the sequencing worksheet included in the work packet.

4-24 Today, use “YouTube to listen to “The Grouchy Ladybug” (see Extra Resources). After enjoying the story, complete the following instructions in your journal or on lined paper:

1. Choose a time from the book.
2. Draw that time on a clock.
3. Draw the ladybug.
4. Draw the animal that the ladybug meets at this time.
5. Decorate the background.
6. Write a sentence about when you feel grouchy.

READING

Week 4

4-27 Today, use “YouTube” to listen to “Today is Monday” (see Extra Resources) or if you have the book, read it with a partner. Don’t forget that there is a song to sing along with at the end of the story! After enjoying the story, create your own cup up and staple/tape book (make sure the days are in order). Read your book to a partner or send a reading to your teacher on Dojo video!

4-28 Today, use “YouTube” to listen to “The Mixed-Up Chameleon” (see Extra Resources) or if you have the book, read it with a partner. After enjoying the story, complete the “My Summary” worksheet. Write a sentence about the beginning, middle, and end of the story and color your chameleon to look “mixed-up”!

4-29 Today, use “YouTube” to listen to “A House for Hermit Crab” (see Extra Resources) or if you have the book, read it with a partner. After enjoying the story, use your lined paper or journal to draw and write about the story elements: 1. Characters 2. Setting 3. Problem 4. Solution 5. Lesson Learned. If you want to draw Hermit Crab at the bottom of the paper and decorate him with some new sea creatures, that would be fun!

4-30 Today use “YouTube” to listen to “Little Cloud” (see Extra Resources) or if you have the book, read it with a partner. After enjoying the story, use your paper to make a headband strip and draw (in order) the pictures of what the little cloud changes into on your headband. Staple or tape the headband together and retell the story of Little Cloud to a partner. You could even retell your story to your teacher on Dojo video!

5-1 Today use “YouTube” to listen to “The Tiny Seed” (see Extra Resources) or if you have the book, read it with a partner. After enjoying the story, use a piece of paper and divide it into 4 parts. Label one section each: Autumn, Winter, Spring and Summer. Draw and write about what happened to the tiny seed in each season.



Friday,



Thursday,



Wednesday,



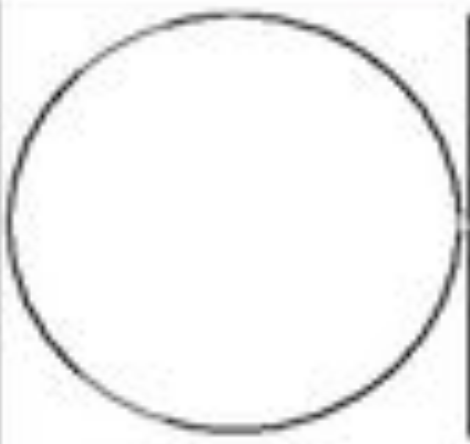
Tuesday,



Saturday,



Sunday,



I read this to



Today is Monday
Monday, string beans

By: _____

My Summary



Name _____

Beginning


Middle

End

1 2 3



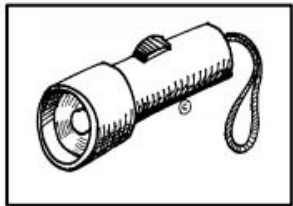
8

Eric Carle The Very Lonely Firefly



4

7 6 5



Week 3

MATH

4-20 NTI Day 11-Addition to 5. Follow the slides and complete the 10.1 practice page.

4-21 NTI Day 12-Combining Sets to 5. Play “Spill the Cup” and complete 10.2.

4-22 NTI Day 13-Combining Sets to 6. Play “Spill the Cup” and practice pages are optional.

4-23 NTI Day 14-Combining Sets to 7. Practice the number bonds, read Quack & Count and complete “Ways to Make 7” practice page.

4-24 NTI Day 15-Combining Sets to 8. Practice the number bonds, do the Math Talk #33 and complete” Nine Ways to Make 8” practice page.

Week 4

4-27 NTI Day 16-Combining Sets to 9. Play “Spill the Cup” and practice pages are optional.

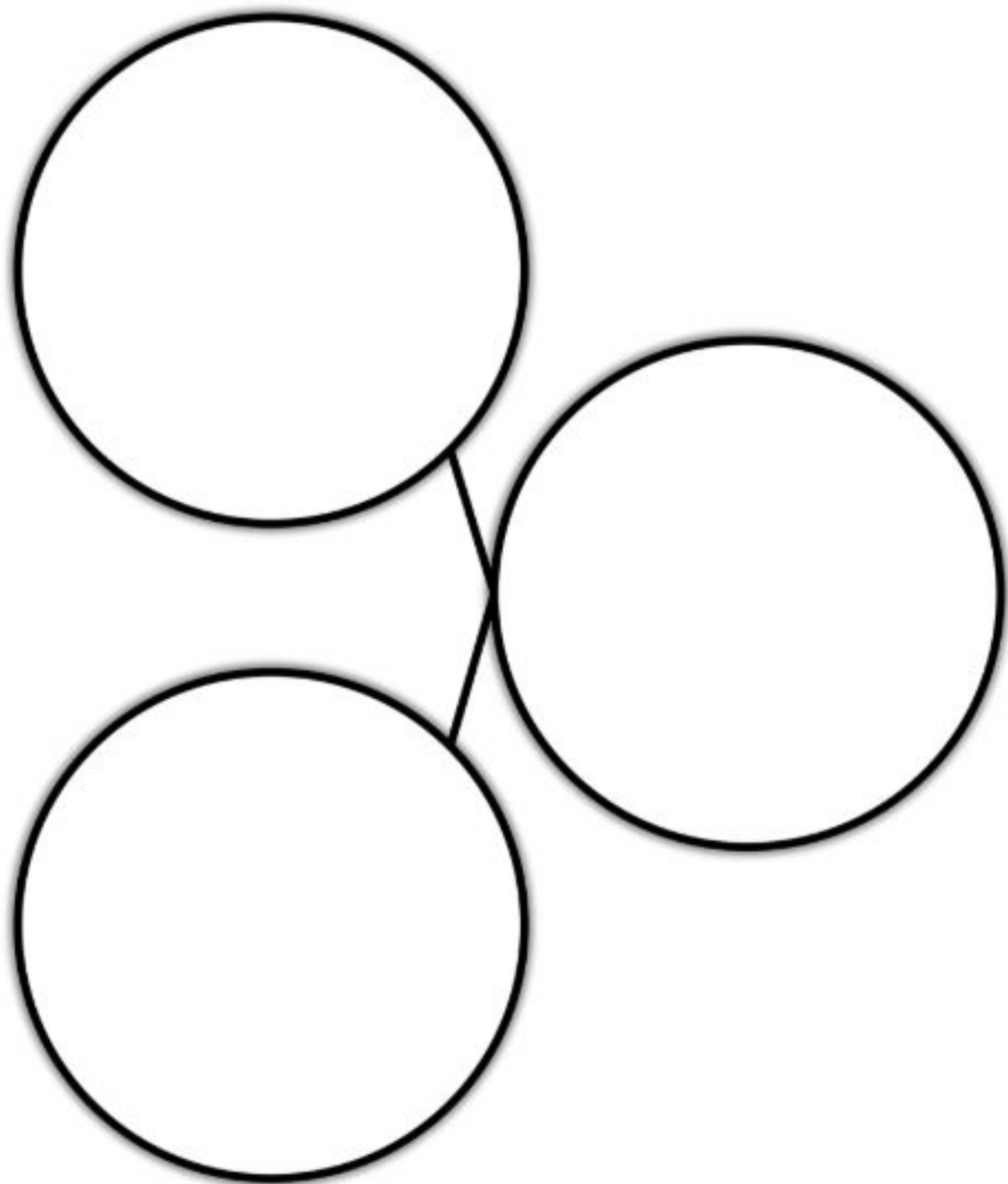
4-28 NTI Day 17-Adding 1. Use the number path to hop one space over from each number to add one. Complete 10.7 Adding One More

4-29 NTI Day 18-Combine Sets to 10 Part 1 Use the cube “steps” to find all the ways to make 10. Complete 10.8 Combinations to 10, and 10.8 Fluency: Combos to 10.

4-30 NTI Day 19-Combine Sets to 10 Part 2 Use the 10 frame and the number bond to find the missing addend. Complete 10.9 Combinations to 10 and 10.9 Fluency: Combos to 10

5-1 NTI Day 20-Combine Sets to 10 Part 3. Read the story and have your student use the number bond to show the different ways to make 10. Then Complete 10.10 Circle 10 and 10.10 Fluency: Combos to 10.

Lesson **10.1** **Number Bond**



Optional Subjects

Choose either

Writing

OR

Language Arts

(1 activity/day)

WRITING

Week 3 (4/20 - 4/24)

Remember when writing sentences:

1. Start each sentence with a capital letter.
2. Use finger spaces between your words.
3. Stretch out the words you do not know and write the sounds you hear.
4. Put a period at the end of your sentence.

Writing Activities

- | | |
|---|---|
| 1 | What would it be like to fly? Where would you go? What would you see? Write 3 sentences describing your adventure. Draw a picture to illustrate. |
| 2 | April 22nd is "Earth Day". What are three things you can do to help our planet? Use the sentence starter:

<i>"Three activities I can do to help protect our planet are..."</i> |
| 3 | Think about who has helped you the most with your school work since you have been home. Write and illustrate a card to thank them! |
| 4 | Choose 5 sight words and write 5 "first grade" sentences. |
| 5 | Write the beginning, middle, and end of one of your "just right" books or a story you enjoyed listening to someone read. |

WRITING

Week 4 (4/27 - 5/1)

Remember when writing sentences:

1. Start each sentence with a capital letter.
2. Use finger spaces between your words.
3. Stretch out the words you do not know and write the sounds you hear.
4. Put a period at the end of your sentence.

Writing Activities

6 What do you miss most about school? Write 2-3 sentences and illustrate.

7 What is your dream job when you grow up? Write 2-3 sentences telling me all about it!

8 Sit at your favorite workstation in your house. Look around the room. Pick 5 things and write the words using your “best guess spelling and stretching the word”. Write all of the sounds you hear in each word.

9 What do you want for dinner tonight? Why? Write 2-3 sentences and illustrate.

10 If you were to invent a new flavor jelly bean, what would it be and why? Write 2-3 sentences to illustrate.

LANGUAGE ARTS

- 1)** Sweet and Salty Words: Pour Salt or Sugar on a plate. Have students use a finger to write sight words in the salt or sugar and then read the words.
- 2)** Flashlight Words: Tape word wall words on the wall. Turn out the lights and have your child shine a flashlight on the word and read it.
- 3)** Word Race: Use a stopwatch. Have your child read the sight word list and time him/her. Do it again and try to beat the time before.
- 4)** Hopscotch: Make a hopscotch board with sidewalk chalk and write sight words in the boxes. Have your child hop and read the words.
- 5)** Listen to this short and long vowel song on the computer. After listening to the song, write down one word wall word for each short and long vowel sound. <https://www.youtube.com/watch?v=4TjcT7Gto3U>
- 6)** Do this segmentation cheer with your child. Listen to my cheer. Then shout the sounds you hear. *Sun! Sun! Sun!* Let's take apart the word sun. Give me the beginning sound. (*Children respond with /s/.*) Give me the middle sound. (*Children respond with /u/.*) Give me the ending sound. (*Children respond with /n/.*) That's right! /s/ /u/ /n/-Sun! Sun! Sun! Follow up with several short vowel words.

Optional Subjects

Choose either

Science/Social

Studies

OR

Special Areas

(1 activity/day)

SCIENCE & SOCIAL STUDIES

Social Studies

- 1) Watch this video --
<https://www.youtube.com/watch?v=I-LLENvnySU>
Make the "We Are Community Helpers" book.
- 2) Watch this video --
<https://www.youtube.com/watch?v=NhSuH2LnVIE> Find things you NEED and things you WANT in your home.
- 3) Watch this video --
<https://www.youtube.com/watch?v=dt78omqVeDA>
Sort Goods and Services by cutting and pasting.
- 4) What do YOU want to be when you grow up? Draw or paint a picture of yourself as a community helper.

Science

- 1) Follow this link to download a book about models to read together and discuss --
https://uploads.mktg.learning.amplify.com/remoteteaching/k-es_handbook_of_models_covid-19.pdf
- 2) Go on a model hunt. Do you have any models in your home? Can you use materials like Play Doh or marshmallows and toothpicks to make a model of your room? It doesn't need to be fancy!
- 3) Follow this link to download and read about the weather --
https://uploads.mktg.learning.amplify.com/remoteteaching/k-es_what_is_the_weather_like_today_covid-19.pdf
- 4) Make a drawing or model of what you would do and wear outside today. Make sure you label the weather - windy, sunny, snowy, rainy, or cloudy -- and the temperature -- cold, cool, warm, or hot.



ThatFun
Reading
Teacher
S.W.S.

We are community helpers!

Read and colored by: _____



➔ He is a police officer, 1



➔ and she is a vet. 2



➔ She is a crossing guard, 3

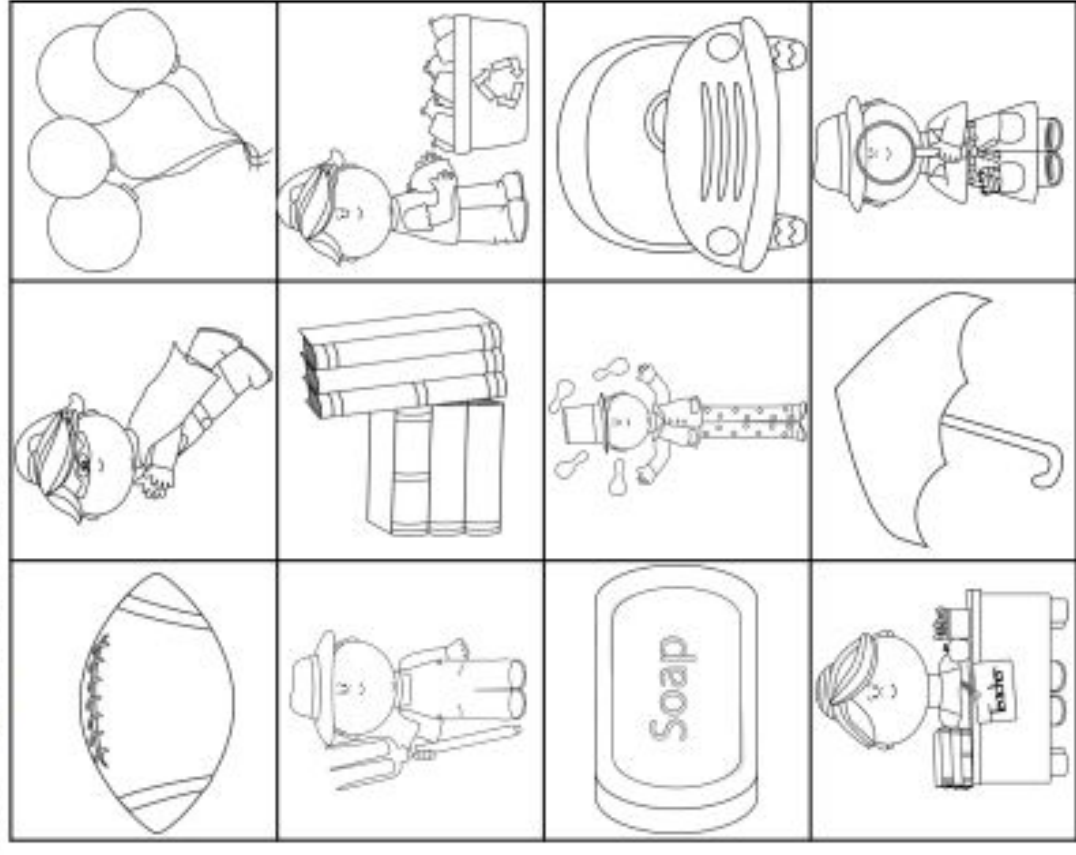


➔ and he is a mail carrier. 4



➔ _____ a farmer. 5

Color, cut, sort, and glue under what the picture shows,
either a good or a service.



Name: _____




Date: _____



Name _____

When I Grow Up,

I will be a...



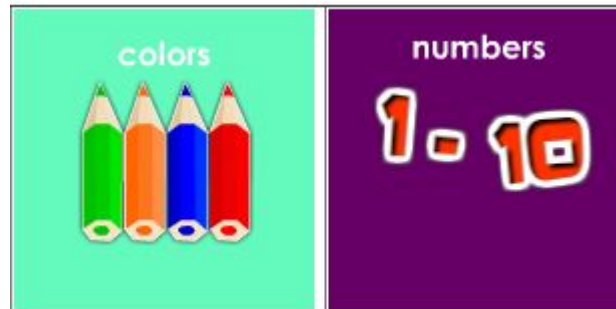
This is what I will do at my job:

Why do people have jobs?

SPECIAL AREAS: SPANISH

For Spanish, students will go to http://bit.ly/SAN_K

For Week 3 - Please complete the colors and numbers activity



For Week 4 - Please choose two of the keyboard activities. Keyboard Zoo, Keyboard Challenge, or Spider Typer.



SPECIAL AREAS: PE

For PE go to Mr. Baxter's Google Classroom. The code is vyg5ptx. If you can't access that, continue on with the movement calendar.

MUSIC: Go to Parris Music 'Google Classroom' for fun music activities. The code is: 5i5urgg

SPECIAL AREAS: STEM



Sandersville STEM Lab

Hello Kindergarten Sharks!

I miss seeing you all so much and wish that we were still able to see each other in our lab every week. I am excited to open up our STEM Lab Google classroom to you for these next few weeks of instruction.

The assignments and assignment directions with support are located in the Google classroom. Work can be completed by printing out the assignments and completing them or using notebook paper for completion. You also may be able to take pictures of your work and submit them through our Google classroom, depending on the assignment.

To access our classroom, use the following steps:

1. Go to **classroom.google.com** and click Sign In. Sign in with your Google student account.
1. At the top, click Add (the + sign). **Join** class.
2. Enter the class code, **sxa5ahj** and click **Join**.
3. That's it!

I will be available Monday-Friday, 8:00-3:00, to answer questions should you need help. Please do not hesitate to reach out with any questions or concerns using my email address provided below. Keep yourself and your families safe and we hope to see you all soon!

Mrs. Guskey

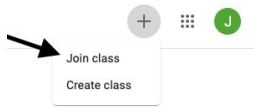
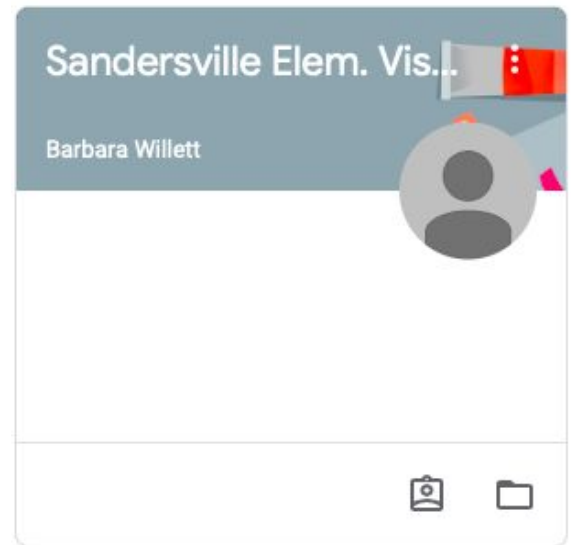
abbie.guskey@fayette.kyschools.us

Specials - Art

Please join Mrs. Willett's Google Classroom to view assignments for NTI!

To join Google Classroom:

1. Click on "join class".
2. Type in Mrs. Willett's code: **pdkzr57**



Join class

Ask your teacher for the class code, then enter it here.

Class code
pdkzr57

Cancel **Join**

EXTRA RESOURCES

[Fluency and Fitness](#)

[Practice](#)

Great practice for sight words
with fun exercises

[ABCya Educational](#)

[Website](#)

Additional practice for letters,
sounds, reading, and math

[Starfall Interactive](#)

[Website](#)

Alphabet recognition, reading,
and math skills

[Seussville](#)

Dr. Seuss books and games

[Sight Word Practice](#)

Create your own sight word
games for extra practice

[Have Fun Teaching](#)

[Phonics Video](#)

Letter sounds- they know this one
and love it!

[Phonics Dance](#)

Sing and dance with Jenny Dowd

CALENDAR MATH

CLICK ON THE LINKS

[April](#)

[April Weather](#)

[Days of the Week](#)

[Weather Song](#)

[Patterns](#)

Eric Carle Read-Aloud Links

The Very Hungry Caterpillar --

<https://www.youtube.com/watch?v=vkYmvxP0AJI>

The Very Busy Spider --

<https://www.youtube.com/watch?v=nEPYKmlt4dU>

The Very Quiet Cricket --

<https://www.youtube.com/watch?v=n9VKKfvWe6U>

The Grouchy Ladybug --

<https://www.youtube.com/watch?v=Jr3ha03MsK0>

The Very Lonely Firefly --

https://www.youtube.com/watch?v=_XrPyF4Mpl4

Today is Monday -- https://www.youtube.com/watch?v=QcR2_Y0FMuM

The Mixed-Up Chameleon --

<https://www.youtube.com/watch?v=02i3akeNLnc>

A House for Hermit Crab --

https://www.youtube.com/watch?v=C_1xqhM6_0I

Little Cloud -- <https://www.youtube.com/watch?v=0fpz2PiJuyA>

The Tiny Seed -- <https://www.youtube.com/watch?v=ls6wTeT2cKA>

C.O.P.S.



Capitalize

Do you have a capital letter?

Overall

How does your handwriting look? Neat? Spacing?

Punctuation

Do you have an end mark?

Spelling

Look back and check your spelling.

SIGHT WORDS

I	can	the	we	see
a	like	to	and	go
you	do	my	are	he
with	is	little	she	was
for	have	of	they	said
want	her	me	this	what
help	too	has	play	look
where	good	who	comes	does