

**CONSTITUTION AND REGULATIONS
OF THE
GRAND COMMANDERY
KNIGHTS TEMPLAR
OF THE
DISTRICT OF COLUMBIA**

SECTIONS 65, 66, 67

REVISED AND AMENDED 25 SEPTEMBER 2010



**KNIGHTS TEMPLAR
UNIFORM
REGULATIONS**

Introduction

This Regulation applies to all Sir Knights who are members (full and affiliated) of a constituent Commandery of the Grand Commandery of the District of Columbia. All Sir Knights are required to be in the proper DC uniform when in the performance of their duties.

The Committee wants to thank Sir Knight Louis N. Abreu III, KCT, REPGC, for all his work in compiling the information here in contained.

There are some slight changes from previous versions of this Regulation. In the past the DC Regulation started off with describing the Past Grand Commanders Uniform and then exchanged uniform items to arrive at what a Sir Knight should wear. This the way the Grand Encampment Regulation is worded.

This edition first describes common items across all ranks, such as, the Coat, the Insignia, and the basic Chapeau. Then under each category is a listing of what each Rank needs for his Uniform.

The committee has tried to present a document that the Sir Knights will find informative and easy to use.


Prepared by the Committee on Uniforms:

Michael J. Kastle, KTCH, OPC, REGC
Louis N. Abreu III, KCT, REPGC
Charles W. Wagner, KCT, OPC, REPGC
Paul S. Newhall, KTCH, KCT, OPC, REPGC

Approved under my hand and the seal of the Grand Commandery, 25 Sep 2010

Michael J. Kastle

Michael J. Kastle, KTCH, OPC
Grand Commander



SECTION 65. - Uniform Regulation for the DC KT Full Dress Uniform

The full dress uniform of a Knight Templar shall consist of a dress coat, chapeau, shirt, tie, trousers, shoes, gloves, sword sling, sword, and appropriate Insignia.

65.1 DRESS COAT – APPLIES TO ALL SIR KNIGHTS

65.1.1 CLOTH

Shall be dark navy blue or black (tropical worsted, all wool, polyester-gabardine, and double-knit). Naval Service Dress Blue Uniform is appropriate to use.

65.1.2 GENERAL STYLE

Double breasted sack coat, 3 buttons down each forepart, to close with 3 buttons, seam back, no vent, semi-fitting.

65.1.3 LENGTH

Length, not exceed over 2 inches below crotch line and no shorter than crotch line. Coat will have roll collar with peak lapels, three inches wide at peak.

65.1.4 POCKETS

To have two (2) outside pockets, one (1) on each side, all to be made with welts no flaps. The 2 side pockets are to be 6-1/2 to 7 inches wide and the welt 1-1/2 inches deep, and the pockets 7-1/2 to 8 inches deep. There will be a left breast false pocket (sewn shut) with a welt 1 inch deep. The welt will be about 5 inches in length. There shall be inside breast pockets having a horizontal opening 6 inches wide and a depth of 6-1/2 inches. Outside pockets shall be sewn shut or stayed to prevent sagging.

65.1.5 CUFFS, SLEEVES AND SHOULDERS

Cuffs shall be closed and without buttons. There will be Velcro on each sleeve, 2 inches in height and be placed 2 inches above the bottom of the sleeve and centered. There will be Velcro centered on top of each shoulder and as close to the arm seam as possible.

65.1.6 LINING

The coat shall be lined with dark material.

65.1.7 BUTTONS

There will be three (3) black buttons on each forepart 5 inches from the edge. Top button approximately 3-1/2 inches below the breast line; bottom button in a line with center of the welt on hop pockets. Middle button to be midway between top and bottom buttons. Buttons will have KT Logo on surface.

65.1.8 SWORD SLIT

There shall be a horizontal slit approximately four (4) inches long over the left side pocket to allow the sword to be hooked outside; sword slit to be at top of pocket welt. The slit shall be fitted with a zipper to cover the opening when not in use. This will allow sword belt chains or slings to be worn on concealed belt or on trouser waist belt.

65.1.9 Reference Grand Encampment Chapter XIX, Sec 250 (A2).

65.2.0 CHAPEAU

65.2.1 GENERAL – ALL CHAPEAUS.

On the left side of the Chapeau shall be a black satin pleated rosette, oval in shape, and 5 inches high by 4 inches wide with 33 single points $\frac{3}{8}$ inches long extending around the edge of the oval.

65.2.2 SIR KNIGHTS

Overlaying the rosette shall be a black silk velvet oval, 4 inches long by 3 inches. In the center of the velvet oval there shall be Silver Passion Cross $\frac{11}{16}$ inch wide with vertical arm $3\frac{1}{2}$ inches long and transverse $2\frac{1}{8}$ inches long. The Cross to have a center part recessed $\frac{3}{8}$ inches wide and this space filled with bright red silk velvet. The white ostrich plume shall be 5 to 6 inches wide.

65.2.3 PAST COMMANDERS

Overlaying the rosette shall be a black silk velvet oval, 4 inches long by 3 inches, with gold bullion trim. In the center of the velvet oval there shall be a Gold Passion Cross with Sunburst $\frac{11}{16}$ inches wide, with vertical arm 3 inches long with a transverse arm 2 inches long. The cross to have a center part recessed $\frac{3}{8}$ inches wide and this space filled with bright red silk velvet. The Cross will have gold thread radiating rays forming a background. The white ostrich plume shall be 6 to 7 inches wide.

65.2.4 GRAND COMMANDERY OFFICERS (ELECTED LINE ONLY)

Overlaying the rosette shall be a black silk velvet oval, 4 inches long by 3 inches, with gold bullion trim. In the center of the velvet oval there shall be a bright Red Templar Cross, square in shape, bordered with Gold. The white ostrich plume shall be 8 inches wide.

65.2.5 GRAND COMMANDERS

Overlaying the rosette shall be a black silk velvet oval, 4 inches long by 3 inches, with gold bullion trim. In the center of the velvet oval there shall be a bright Red Templar Cross, square in shape, bordered with Gold. On each side of the Chapeau will be 2 slashes extending diagonally from the center at the rim each way toward the top and end of the Chapeau. These slashes to be $1\frac{3}{4}$ wide, gold wire lace bullion. At the front of the Chapeau will be a $\frac{3}{4}$ inch flat old bullion tassel, $2\frac{1}{2}$ inches long attached to the base of the plume by 2 gold bullion cords. The white ostrich plume shall be 8 inches wide.

65.2.5 PAST GRAND COMMANDERS

Overlaying the rosette shall be a black silk velvet oval, 4 inches long by 3 inches, with gold bullion trim. In the center of the velvet oval there shall be a bright Purple Templar Cross, square in shape, bordered with Gold. On each side of the Chapeau will be 2 slashes extending diagonally from the center at the rim each way toward the top and end of the Chapeau. These slashes to be $1\frac{3}{4}$ wide, gold wire lace bullion. At the front of the Chapeau will be a $\frac{3}{4}$ inch flat old bullion tassel, $2\frac{1}{2}$ inches long attached to the base of the plume by 2 gold bullion cords. The white ostrich plume shall be 8 inches wide.

65.3 SHIRT. The shirt shall be white in color, no epaulets, and long sleeve with buttons.

65.4 TIE. Black tie, to be tied in a 4 in hand manner. No ornamentation visible.

65.5 TROUSERS. The trousers shall be black, straight legged with no cuff.

65.6 SHOES. The shoes will be Military Style Low Quarters or plain toe Oxfords, and worn with black socks.

65.7 GLOVES. Gloves are Buff in color, either fabric or leather, without decoration.

65.8 SWORD SLING. Sword sling is to be worn over the shoulder under the coat or suspended from a belt worn under the coat. Hooks to secure sword are hanging through the zipper sword slit on the left side of the coat.

65.9 SWORDS

65.9.1 SIR KNIGHTS. Swords shall have:

A silver scabbard.

A silver hilt.

A black grip.

65.9.2 PAST COMMANDERS AND ABOVE. Swords will have:

A gold scabbard.

A gold hilt.

A white/ivory grip.

65.10 INSIGNIA

65.10.1 ALL SIR KNIGHTS

- Each Sir Knight will wear the Cross of Malta centered over the left breast pocket.
- Each Sir Knight will wear the Red Cross to the left of the Cross of Malta. Medals will be centered over the left breast pocket.
- Each Sir Knight may wear a metal ribbon bar representing Military Service just above the medals on left breast, it is optional.
- Each Sir Knight may wear a metal ribbon bar representing KYCH just above the medals on left breast, it is optional.
- KTCH Jewel is to be worn to the right of the Malta Jewel. Awarded.
- Each Sir Knight will wear a bright polished brass name bar on the coat right breast level with the left breast pocket.
- Grand Encampment Insignia will be worn below the name bar on the right side.

- Other Jurisdiction's Insignia may be worn below Grand Encampment Insignia.
- Reference Grand Encampment Chapter XVII Insignia of Rank and Shoulder Straps.
- Grand Encampment, Section 257, states:
 - Only Templar Jewels are to be worn on the Templar Uniform. Jewels of office, meritorious jewels, badge of Commanderies, Malta and Red Cross jewel may be worn on the left breast, placed in the order named, from the wearer's right to left.
 - The badge of the Knight York Cross of Honor is not a Templar Jewel within the meaning of Section 257, and cannot be worn on the Templar uniform. (1955, p. 267, No. 21, Gordon, 1988 digest - 380)
 - A K.Y.C.H. Jewel on a Templar uniform, suspended from a cord around the neck, is prohibited. (1955, p. 267, No. 21, Gordon, / 1958, p. 293, No. 32, DeLamater, / 1961, p. 50, No. 23, Wieber, 1988 digest - 385)
- Lapel Pins will be placed ½ inch above the notch of the lapel (as worn), properly centered, with base parallel to notch. ***See Illustration.***
- Sleeve Crosses will be worn on Velcro as detailed in Section 65.1.
- Knight Preceptor Pin may be worn on the ribbon of the Malta or Red Cross jewel. Pin is provided by the local Preceptory to members.

65.10.2 SIR KNIGHTS

- Will wear a 2" Silver Embroidered Passion Cross on each sleeve.
- Will wear a ½ inch gold metal D.C. pin on right lapel.
- Will wear a ½ inch gold metal numeral (1, 2, 3, or 7) pin reflecting their constituent Commandery on left lapel.

65.10.3 COMMANDERY OFFICERS (ELECTED LINE ONLY)

- Will wear a 2" Silver Embroidered Passion Cross on each sleeve.
- Will wear a ½ inch gold metal D.C. pin on right lapel.
- Will wear a ½ inch gold metal numeral (1, 2, 3, or 7) pin reflecting their constituent Commandery on left lapel.
- Will wear appropriate Shoulder Boards, Commandery supplied.
- Will wear appropriate Officers Jewel to the right of existing jewels. Commandery supplied.

65.10.4 PAST COMMANDERS

- Will wear a 2" Gold Embroidered Passion Cross with Sunburst on each sleeve.
- Will wear a ½ inch gold metal D.C. pin on right lapel.
- Will wear a ½ inch gold metal numeral (1, 2, 3, or 7) pin reflecting their constituent Commandery on left lapel.
- Will wear Shoulder Boards of a Past Commander.

- Will wear an appropriate Jewel of a Past Commander. Jewel to be worn to the right of other Jewels.

65.10.5 GRAND COMMANDERY OFFICERS (ELECTED LINE ONLY)

- Will wear a 2" Embroidered Red Templar Cross on each sleeve. Grand Commandery supplied.
- Will wear a ½ inch gold metal D.C. pins on right and left lapels.
- Will wear appropriate Shoulder Boards. Grand Commandery supplied.
- Grand Officers Jewel will be worn to the right of other Jewels. Grand Commandery supplied.
- Grand Commanders Jewel will be suspended from a red cord and worn around the neck. Grand Commandery supplied.

65.10.6 PAST GRAND COMMANDERS

- Will wear a 2" Embroidered Purple Templar Cross on each sleeve.
- Will wear a ½ inch gold metal K.T. pins on right and left lapels.
- Will wear appropriate Shoulder Boards.
- Past Grand Commanders Jewel will be suspended from a Purple Cord and worn around the neck.

SECTION 66. - Uniform Regulation for the DC KT SUMMER UNIFORM

The summer uniform is authorized for wear from 01 June through 30 September of each calendar year, unless otherwise authorized by order of the Grand Commander. The Summer Uniform is **NOT** authorized for wear:

- During the execution of any Knight Templar Orders.
- During the Annual or Semi-Annual Conclave of the Grand Commandery.
- During any Grand Encampment or Department assembly.

The Summer Uniform of a Knight Templar shall consist of a cover, shirt, trousers, belt and shoes. Neck ties, sword sling/belt, and swords are not to be worn.

66.1 COVER

Cover will consist of Military Style Naval Combination or Peaked cap with white top, black band, and black visor. Cap insignia will be placed center in front of the cover just above the hat band.

66.1.1 SIR KNIGHTS

Cover Visor will have NO row of oak leaves and acorns (scrambled eggs) (Same as that worn by US Navy O4 and below). The cover will have a 2" Silver Metallic Passion Cross.

66.1.2 PAST COMMANDERS

Cover Visor will have NO row of oak leaves and acorns (scrambled eggs) (Same as that worn by US Navy O4 and below). The cover will have a 2" Gold Metallic Passion Cross with Sunburst.

66.1.3 GRAND COMMANDERY OFFICERS (ELECTED LINE ONLY)

Cover Visor will have NO row of oak leaves and acorns (scrambled eggs) (Same as that worn by US Navy O4 and below). The cover will have a 2" Red Metallic Templar Cross.

66.1.4 GRAND COMMANDERS

Cover Visor will have ONE row of oak leaves and acorns (scrambled eggs) (Same as that worn by US Navy O5 and above). The cover will have 2" Red Metallic Templar Cross.

66.1.4 PAST GRAND COMMANDERS

Cover Visor will have ONE row of oak leaves and acorns (scrambled eggs) (Same as that worn by US Navy O5 and above). The cover will have 2" Purple Metallic Templar Cross.

66.2 SHIRT. Shirt will be a white, short sleeve with epaulettes on the shoulders, to be worn open at the neck.

66.3 TROUSERS. The same as prescribed for the full dress uniform.

66.4 SHOES. The same as prescribed for the full dress uniform.

66.5. INSIGNIA

66.5.1 GENERAL – APPLIES TO ALL

- A metal bar depicting the Commandery, Malta Cross, and Red Cross emblems shall be worn over the left breast pocket.
- A metal ribbon bar representing Military Service is worn centered above the metal 3 Order bar, it is optional.
- A metal ribbon bar representing KTCH is worn centered above the metal 3 Order bar, it is optional.
- A metal ribbon bar representing KYCH is worn centered above the metal 3 Order bar, it is optional.
- A bright polished brass name bar shall be worn centered over the left breast pocket. This should be the same as the Full Dress Uniform.
- Collar pins will be centered and approximately ½”up from the point of collar. *See Illustration.* Pins will be the same as worn on the Full Dress Uniform.

66.5.2 SIR KNIGHTS

- On each epaulette will be worn a 1” Silver Metallic Passion Cross.
- On the right and left collar, same as worn on the Dress Uniform lapels.

66.5.3 PAST COMMANDERS

- On each epaulette will be a 1”Gold Metallic Passion Cross with Sunburst.
- On the right and left collar, same as worn on the Dress Uniform lapels.

66.5.4 GRAND COMMANDERY OFFICERS (ELECTED LINE ONLY)

- On the epaulettes will be a 1” Red Metallic Templar Cross.
- On the right and left collar, same as worn on the Dress Uniform lapels.

66.5.5 PAST GRAND COMMANDERS

- On the epaulettes will be a 1” Purple Metallic Templar Cross.
- On the right and left collar, same as worn on the Dress Uniform lapels.

66.6 BELT. Belt will be leather or military web style with a military style gold buckle

SECTION 67. - Uniform Regulation for the DC KT **FATIGUE UNIFORM**

67.1 Coat

At present this Grand Commandery has no regulation for a Fatigue Uniform Coat.

67.2. Hat

The Fatigue Hat may be worn by Past Grand Commanders ONLY.

The Fatigue Hat is **NOT** authorized for wear:

- During the execution of any Knight Templar Order.
- During the Annual or Semi-Annual Conclave of the Grand Commandery.
- During any Grand Encampment or Department assembly.

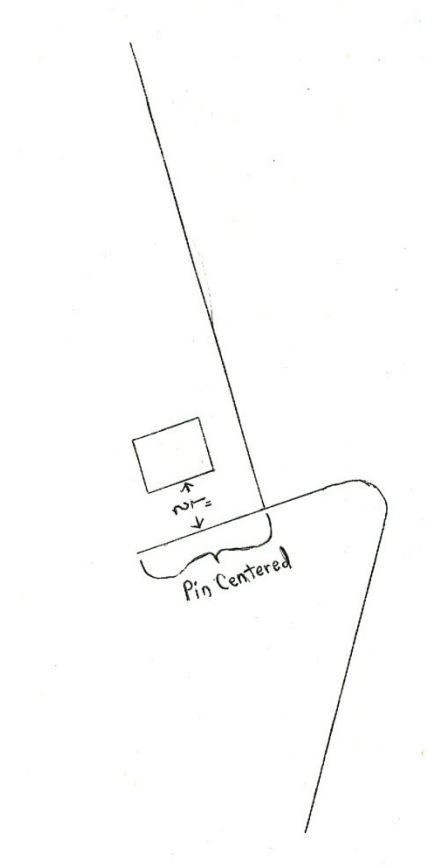
67.2.1 Hat Specifications

The hat will consist of:

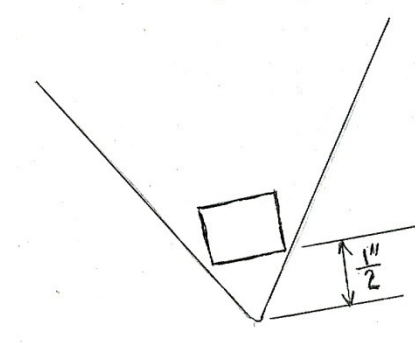
- Style, see *“Examples of Uniform Accoutrements”*
- One (1) Inch gold sweat band.
- Gold Chin Strap
- Hat Visor will have ONE row of oak leaves and acorns (scrambled eggs) (Same as that worn by US Navy O5 and above).
- A 2” Purple Embroidered Templar Cross.

Illustrations of Lapel and Collar Insignia Placement

Full Dress Uniform Lapel Pin Placement



Summer Uniform Collar Pin Placement



Examples of Uniform Accoutrements

Sleeve Crosses



Sir Knight

Past Commander

Chapeau Rosettes



Sir Knight

Past Commander

Shoulder Boards



Past Commander



Military Service Ribbon

Chapeau



Note the bottom edge of Chapeau is curved NOT straight.


Fatigue Hat



Pershing Style

Bell Crown Style

Marvin E. Fowler Commandery Caps and Mantels



Cap Size (according to size- 7, 7¼, 7½, 7¾, etc)

Mantle Size: Small (5' 3" to 5' 7")
Medium (5' 8" to 5' 10")
Large (5' 11" to 6' 2")
Extra large (give height and weight)

UNIFORM ITEM SUPPLIERS LIST

Dominion Regalia
1550 O'Connor Drive
Toronto, Ontario, M4B 2V3
866-423-4086
www.dominionregalia.com

Fraternal Jewelry Co.
421 N. Moye Drive
Montgomery, AL 36100
888-415-7354
334-277-1082

Fraternal Supplies, Inc.
80 South railroad Street,
New London, OH 44851
800-345-3682
419-929-1523
419-929-0047 (Fax)
www.fraternalsupplies.com

Fratline Emblems
M. Warren & Co.
P.O. Box 9258
Louisville, KY 40209
1-877-459-1440
www.fratline.net

Frommann Enterprises
Fraternal Supplies
22831 60th Ave
Mattawan, MI 49071
616-668-3852

Lighthouse Uniform Co.
1532 15th Avenue
Seattle, WA 98119
800-426-5225
www.lighthouseuniform.com

Los Angeles Fraternal Supply Company, Inc.
3704 South Main Street
Los Angeles, CA 90007
213-231-1141
213-233-8844 (Fax)
www.lafsco.com

Milford Commandery No 11
PO Box 321
Ashland, MA 01721-0321

New London Regalia
Manufacturing Company INC
4330 State Route 162 West
New London, OH 44851
800-634-8253
419-929-1516
419-929-1517 (Fax)
www.newlondonregalia.com/

Simpson Jewelry and Uniforms INC
327 East Main Street
Greentown, IN 46936
756-628-7674
765-628-2598 (Fax)
www.simpsonsjewelry.com