



social development

Department:
Social Development
PROVINCE OF KWAZULU-NATAL



KWAZULU-NATAL DEPARTMENT OF SOCIAL DEVELOPMENT

ANNUAL REPORT 2015/16 FINANCIAL YEAR

Contents

PART A: GENERAL INFORMATION	4
1. DEPARTMENT GENERAL INFORMATION	5
2. LIST OF ABBREVIATIONS/ACRONYMS	6
3. FOREWORD BY THEMEC	9
5. REPORT OF THE ACCOUNTING OFFICER	10
6. STATEMENT OF RESPONSIBILITY AND CONFIRMATION OF ACCURACY FOR THE ANNUAL REPORT.....	14
7. STRATEGIC OVERVIEW	15
7.1. Vision.....	15
7.2. Mission	15
7.3. Values.....	15
8. LEGISLATIVE AND OTHER MANDATES	16
9. ORGANISATIONAL STRUCTURE	20
10. ENTITIES REPORTING TO THE MINISTER/MEC.....	22
PART B: PERFORMANCE INFORMATION.....	23
1. AUDITOR GENERAL'S REPORT: PREDETERMINED OBJECTIVES.....	24
2. OVERVIEW OF DEPARTMENTAL PERFORMANCE.....	25
2.1 Service Delivery Environment	25
2.2 Service Delivery Improvement Plan.....	28
2.3 Organisational environment	45
2.4 Key policy developments and legislative changes	45
3. STRATEGIC OUTCOME ORIENTED GOALS	46
4. PERFORMANCE INFORMATION BY PROGRAMME.....	48
4.1 Programme 1: Administration.....	49
4.2 Programme 2: Social Welfare Services.....	54
4.3 Programme 3: Children and Families.....	59
4.4 Programme 4: Restorative Services.....	66
4.5 Programme 5: Development and Research.....	73
5. TRANSFER PAYMENTS.....	81
5.1. Transfer payments to public entities	81
5.2. Transfer payments to all organisations other than public entities.....	81
6. CONDITIONAL GRANTS	81

6.1. Conditional grants and earmarked funds paid	81
6.2. Conditional grants and earmarked funds received.....	81
7. DONOR FUNDS.....	81
7.1. Donor Funds Received	81
8. CAPITAL INVESTMENT	82
8.1. Capital investment, maintenance and asset management plan	82
PART C: GOVERNANCE	91
1. INTRODUCTION.....	92
2. RISK MANAGEMENT.....	92
3. FRAUD AND CORRUPTION	94
4. MINIMISING CONFLICT OF INTEREST.....	94
5. CODE OF CONDUCT.....	94
6. HEALTH SAFETY AND ENVIRONMENTAL ISSUES	95
7. PORTFOLIO COMMITTEES.....	97
8. SCOPA RESOLUTIONS.....	100
9. PRIOR MODIFICATIONS TO AUDIT REPORTS	108
10. INTERNAL CONTROL UNIT.....	109
11. INTERNAL AUDIT AND AUDIT COMMITTEES.....	112
12. AUDIT COMMITTEE REPORT	113
PART D: HUMAN RESOURCE MANAGEMENT	117
1. HUMAN RESOURCES OVERSIGHT STATISTICS.....	118
PART E: FINANCIAL INFORMATION.....	164
1. REPORT OF THE AUDITOR GENERAL.....	164
2. ANNUAL FINANCIAL STATEMENTS.....	167

PART A: GENERAL INFORMATION

1. DEPARTMENT GENERAL INFORMATION

HEAD OFFICE

Postal Address	Private bag 9144 PIETERMARITZBURG 3200
Street Address	208 Hoosen Haffeejee PIETERMARITZBURG 3201
Office of the Member of the Executive Council	Tel: 033-341 9600 Fax 033--341 9610
Office of the Head of Department	Tel: 033-264 5400 Fax: 033-264 5435
Call Centre	033-264 3001/2/3
Website	www.kznsocdev.gov.za

DISTRICT MANAGEMENT

Department of Social Development (Harry Gwala District, UMgungundlovu, UGu)

Postal Address	Private bag X1724 PIETERMARITZBURG 3200
Contact details	Tel: 033-395 9600 Fax: 033-3450384/5

Department of Social Development (Zululand, uThungulu, uMkhanyakude)

Postal Address	Private bag x 13 ULUNDI 3838
Contact details	Tel: 035-874 2511 Fax: 035-874 2512

Department of Social Development (Amajuba, UMzinyathi, uThukela)

Postal Address	Private bag x 9917 LADYSMITH 3370
Contact details	Tel: 036-634 6600 Fax: 036-634 1696

Department of Social Development (iLembe, EThekweni South, EThekweni North)

Postal Address	Private Bag x 1503 DURBAN 4000
Contact details	Tel: 031- 336 8704 Fax: 031- 337 0674

2. LIST OF ABBREVIATIONS/ACRONYMS

A

AAIM	Anti Addiction In Medicine	APP	Annual Performance Plan
ABET	Adult Basic Education and Training	AG	Auditor General
ABH	Aryan Benevolent Home	AGSA	Auditor General South Africa
AO	Accounting Officer		

B

BAS	Basic Accounting System	BBBEE	Broad Based Black Economic Empowerment
------------	-------------------------	--------------	--

C

CARC:	Cluster Audit & Risk Committee	CDP	Community Development Practitioner.
CCG:	Community Care Givers		
CSO:	Community Service Organisations	CIDB:	Construction Industry and Development Board
CFO:	Chief Financial Officer	CNDC:	Community Nutrition Development Centre
CYCC:	Child and Youth Care Centre		

D

DAC:	Department of Arts & Culture	DODE	Departmental Organisational Development and Efficiency
DPSA	Department of Public Service and Administration	DPW	Department of Public Works
DSD	Department of Social Development	DM	District Municipality
DAFTA	Durban Association For The Aged	DRP	Disaster Recovery Plan
DM	District Municipality		

E

ECD	Early Childhood Development	EPWP	Expanded Public Works Programme
EXCO	Executive Committee	EEP	Employment Equity Plan
EPMDS	Employee Performance Management and Development System	EU	European Union
EXCO	Executive Committee	ECDC	Early Childhood Development Centre

F

FAMSA Family Advocacy And Marriage
Counselling Of South Africa.

G

GIAMA Government Immoveable Asset
Management Act

H

HCBC	Home Community Based Care	HIV & AIDS	Human Immune-Deficiency Virus And Acquired Immune Deficiency Syndrome
HOD	Head of Department\	HR	Human Resource
HRD	Human Resource Development		

I

ICT	Information Communication Technology	IDP	Integrated Development Plan
IDT	Intergrated Development Plan	IYM	In Year Monitoring

K

KZN	KwaZulu-Natal	KPI	Key Performance Indicators
------------	---------------	------------	----------------------------

L

LVEF Local Victim Empowerment Forum

M

M & E	Monitoring and Evaluation	MDG	Millennium Development Goals
MEC	Member Of The Executive Council	MINMEC	Ministerial and Members of the Executive Committee
MOU	Memorandum of Understanding	MPL	Member of Provincial Legislature
MTEF	Medium Term Expenditure Framework		

N

NACCW	National Association of Child Care Workers	.NCVV	Nasionale Christelike Vroue Vereeniging
NDA	National Development Agency	NGO	Non-Governmental Organisation
NICRO	National Institute Of Criminal Rehabilitation Organisation	NIP	National Integrated Plan
NPI	Non-Profit Institution	NPO	Non-Profit Organisation
NQF	National Qualification Framework		

O

OSDC	One Stop Development Centre	OSD	Occupation Specific Dispensation
OTP	Office of the Premier	OVC	Orphaned and Vulnerable Children

P

PAA	Public aUDIT Act	PARC	Provincial Audit & Risk Committee
PERSAL	Personnel Salary System	PFMA	Public Finance and Management Act
PILIR	Procedure in Incapacity Leave and Ill Health Retirement	POS	Place of Safety
PSCBC	Public Service Co-ordinating Bargaining Council	PSR	Public service Regulation
PWC	Price Waterhouse Coopers		

Q

QPR	Quarterly Performance Review
------------	------------------------------

S

SANCA	South African National Council On Alcoholism	SAPS	South African Police Services
SASSA	South African Social Security Agency	SAVF	Suid Afrikaans Vroue Federasie
SCM	Supply Chain Management System	SCOPA	Standing Committee on Public Accounts
SDIP	Service Improvement Delivery Plan	SITA	State Information Technology Agency
SIU	Special Investigation Unit	SMME	Small, Medium and Micro Enterprise
SLA	Service Level Agreement		

T

TADA	Teenagers Against Drug Abuse	TR	Treasury Regulations
TAFTA	The Association For The Aged		

U

UNODC	United Nations Office on Drugs and Crime
--------------	--

V

VEP	Victim Empowerment Programme
------------	------------------------------

3. FOREWORD BY THE MINISTER/MEC



The Department of Social Development in KwaZulu-Natal began its operations for the financial year, 2015/2016 fully aware of its obligation to address issues of poverty, unemployment and equality.

During the year under review the Department remained resolute in providing comprehensive services for the vulnerable groups – Children, Older Persons, Persons with disabilities, Youth and Women and those infected and affected with HIV and AIDS. The Department has, in particular, ensured that the rights for children are promoted and cohesive families are built. This we have done through establishment of provincial intersectoral forums comprising of Departments and the NPO sector. The Department has reached more than twenty thousand families through our family preservation and parenting programmes, we have also piloted fatherhood programmes in Ethekezi Metro, UThungulu and Amajuba Districts.

For the children the Department has conducted awareness campaigns focusing on child abuse, neglect and exploitation. We commemorated the Child Protection Week and reviewed the Protocol for the Management of Child Abuse Neglect and Exploitation. We have ensured that Foster Care

remains our priority by reviewing the Provincial Foster Care Strategy and trained our staff on the electronic Foster Care Monitoring Systems to improve the management of our foster care cases. The Department has also ensured that our children are catered sufficiently under the Early Childhood Development Programmes. In doing so we have continued Massification of the ECDs, in partnership with NPOs such as Ifa Labantwana and Abahambi. We have also begun the implementation of the integrated plan for children living and working of the streets.


In 2015/2016 financial year, the Department continued the implementation and expansion of the restorative services, which includes Victim Empowerment, Crime Prevention and Prevention of Substance Abuse. We implemented the Victim Empowerment Programme by establishing Gender Based Violence Programme and piloted the White Door Centres of Hope. The Department has also continued its management of secure care centres for children in conflict with the law. We have also managed to increase the Substance Abuse Services in collaboration with the NPO Sector.

During the year under review, the Department has strengthened the functioning of Youth Development Academies such as Esicabazini and Vuma Youth Development Centres. The Department has successfully partnered with NPOs in addressing the issues of Poverty and the Technical Vocational Education and Training Colleges.

The Department wishes to acknowledge and appreciate the role played by our non-profit organisation in rendering services to the people of KwaZulu-Natal. The Department also wishes to express gratitude to the oversight bodies such as the Auditor General, SCOPA, Finance and Social Development Committee for the support they have provided.

Mrs Weziwe Thusi
MEC of the Department of Social Development
KwaZulu-Natal
31 July 2016

4. REPORT OF THE ACCOUNTING OFFICER



Overview of the operations of the department:

The Department derives its core mandate from Section 27 (1) (c) of the Constitution of the Republic of South Africa that provides for the right of access to appropriate social assistance to those who are unable to support themselves and their dependants.

In addition, Section 28 (1) of the Constitution sets out the rights of children with regard to appropriate care (basic nutrition, shelter, health care services and social services) and detention. Schedule 4 of the Constitution further identifies welfare services and population development as functional areas of concurrent National and Provincial Legislative competence. In carrying out the core functions, the Department is governed by various acts and policies. The basic tenets of the Constitution, as embodied in Chapter 2, contain the Bill of Rights, which emphasizes equality, human dignity, freedom and security of the person, health care, food, water and social security and the rights of the child

Services to older persons

In 2015/16, capacity building sessions were conducted for social workers in the Zululand District and the eThekweni Metro focusing on community based care, monitoring and evaluation. Social workers working in the NGO sector were capacitated on the Older Persons Act and elderly abuse management. The international Day Against Elderly Abuse was commemorated in the Umkhanyakude District in June 2015. In rendering services to older persons the department continued to work with various stakeholders including the NGO sector.

The department has continued to fund 311 community based care and support service centres. The official handover of the Kwa-Swayimane Day Care Centre in uMshwathi Municipality was done in July 2015. The opening of this facility was an initiative to ensure that the expansion of community based care and support services is realised. During the year under review and in preparation for the implementation of the Victim Empowerment Programme Older Persons Electronic Register (VEPOPAP), the department has trained all the Social Workers in this regard.

Services to persons with disabilities

During the year under review, the International Albinism Awareness Day was held in Mandeni Municipality to ensure the inclusion of people with albinism into mainstream society. Furthermore, capacity building was undertaken with departmental officials and NGOs in dealing with disabilities, as well as training on policy implementation. Parents and care-givers of children with disabilities were also subjected to training. The Memorandum of Understanding (MOU) with regards to the proposed partnership between the department and uShaka Marine World is work in progress.

HIV and AIDS programme

During 2015/16, social behaviour change programmes were implemented in Ugu, Uthukela, Zululand and Umkhanyakude districts to decrease risky sexual behaviour amongst the youth. Partnerships with the Office of the Premier on the Global Fund prevention programmes for young women (10 – 24 years) were established. Capacity development for departmental and NGO officials was provided through the Government Capacity Building and Support programme (GCBS). This capacity building included community care-givers who were trained in the Integrated Community Care Givers Foundation course.

In partnership with the German Development Bank, six community care centres (CCC) are under construction to render a package of services to orphans and vulnerable children and youth. The German Bank site hand-over of CCCs and the introduction of contractors was attended during May 2015.

The Isibindi Model (a community based programme that trains unemployed community members on youth care and vulnerable families) was implemented in 113 sites across the Province.

Child care and protection services (Children's Act)

Child protection organisations have been designated and capacity building on this process was undertaken to guide officials and stakeholders in the Zululand, uThungulu and Umkhanyakude districts. Training was conducted on the Foster Care Electronic Monitoring (FCEM) system. The department further initiated the development the FCEM system to improve management of foster care cases.

Early childhood development (ECD) and partial care

During the year, the department strengthened its activities in the monitoring of the Integrated ECD Action Plan with the inclusion of the Department of Cooperative Governance and Traditional Affairs (COGTA) as an important stakeholder. Furthermore, the department developed a framework for ECD Infrastructure Support and established further partnerships with Assupol and Ilifa Labantwana. The latter partnership is intended to massify ECD centres in Ugu, Umzinyathi, Umkhanyakude and Zululand districts.

Child and youth care centres (CYCCs)

During 2015/16, the department conducted case conferences to facilitate the reintegration and reunification of children with their families. The department further implemented the Integrated Plan for children living and working in the streets and provided capacity building on the Protocol on Child Abuse and Neglect, as well as norms and standards for CYCCs.

Victim empowerment

In 2015/16, the department held roundtable discussions on fatherhood and also developed an annual campaign strategy against social ills which focuses on the role of men in the prevention thereof. The department has further established a Gender Based Violence Command Centre which has been capacitated by the provision of critical infrastructure items. The department further provided capacity building on the Trafficking in Person's Policy Framework for both NPOs and departmental officials and also funded 29 NPOs rendering victim empowerment services.

Crime Prevention and Support

In the year under review, the department trained officials and stakeholders on the Integrated Social Crime Prevention Strategy (ISCPS) and implemented its mandate in terms of the Child Justice Act through assessment of children in conflict with the law, managing secure care centres and the implementation of diversion programmes. The department further provided capacity building and funding to NPOs rendering crime prevention services.

Substance abuse programme

During 2015/16, the department monitored the implementation of the prevention of and treatment for Substance Abuse Act 70 of 2008 to 41 organisations and developed four policies in respect of minimum norms and standards for Inpatient Treatment Centres. Financial support was provided to four NPOs rendering substance abuse treatment programmes. Capacity building for officials and stakeholders was conducted on the implementation on the Growth and Recovery of Women (GROW), as well as the National Drug Master Plan.

Institutional capacity building and support

During the year under review, capacity building initiatives on registration administration, compliance and governance were implemented to 2 687 NPOs spread across all districts. Furthermore, the department has continued strengthening the NPO Forums through forum meetings. In terms of the establishment and functionality of NPO forums, the provincial NPO forum is in place and functional with terms of reference established. All districts and local municipalities have functional NPO forums, with the district and service office managers co-chairing these meetings.

Poverty alleviation and sustainable livelihood

During the 2015/16 financial year, the department established one additional Community Nutrition and Development Centre (CNDC). As a result of the new CNDC, 250 more people accessed food in addition to the 6 750 individuals in the 27 CNDCs established previously. A total of 15 489 people have benefited through departmental food security programmes (centre based).

The department commenced developing an implementation plan for the Poverty Eradication Master Plan (PEMP). The implementation plan is currently biased towards community nutrition and development centres and profiling.

Community-based research and planning

During the year under review, the department profiled 11 780 households. Some of these households have been linked to poverty eradication initiatives such as CNDCs. Furthermore, the department developed 878 community-based plans. However, COGTA is in the process of taking over the role. The department has made limited progress

in capturing 38 000 EPWP social sector beneficiaries, with four per cent captured onto the EPWP system. Expenditure on the Social Sector EPWP Incentive Grant is on track to achieve full spending by year-end.

Youth development

In 2015/16, the department reached 27 691 young people through various youth mobilisation programmes, which mainly focus on life skills and leadership development. The programmes were implemented through youth clubs, youth development centres (YDC) and youth development academies (YDA). Four additional YDCs have been rolled out in eThekweni, uMgungundlovu, uThungulu and Ilembe. Furthermore, The department hosted dialogues, as well as districts, provincial and national camps as part of their youth mobilisation programmes. These youth mobilisation programmes are a platform for young people to interact around the challenges that are faced by young people, as well come up with programmes that seek to address these challenges. The two YDAs (in Umkhanyakude and uThungulu) have been provincialised to allow access to young people from across the province.

Women development

In 2015/16, the department conducted a women's seminar aimed at encouraging and empowering women to overcome social ills and continue working together towards the improvement of their livelihoods, their families and communities at large. The department, in partnership with OTP, conducted a two-day Widows Summit in eThekweni aimed at addressing issues affecting widows in the communities. Furthermore, the department strengthened the life skills and leadership programmes amongst women through participation in the 1 000 Women Wheat Trust initiative that sought to identify problems faced by women with regard to gender based violence. In partnership with the Transnet Foundation, the department participated in the roll-out of the teenage health programme "Giving girls the dignity they deserve", aimed at creating awareness amongst 1 500 teenage school-going girls.

Population policy promotion

During the year under review, the department conducted various capacity building initiatives to ensure the integration of population and development issues in the Integrated Development Planning (IDP) process. Targeted stakeholders were postgraduate students from SADAC region countries, IDP Managers in KZN, StatsSA and the department's community development practitioners. In addition, six capacity building sessions on Intergenerational Communication for sexual reproductive health and rights for young people and adolescents were conducted in Imbabazane, Maphumulo, Nongoma, Big Five municipalities, as well as the Ugu district. The department also conducted research and developed profiles on substance abuse, a situation analysis of children, elderly and youth, a migration study and a poverty evaluation study.

Increased subsidies to NGOs

The department received additional funding in the 2015/16 Adjusted Appropriation to allow for a six per cent increase in subsidies to NGOs in Programmes 2, 3 and 4. The department has implemented the increase in the final quarter of 2015/16. Note that there is carry-through funding for this increase in 2016/17 and 2017/18, with the department to undertake a rationalisation and reprioritisation exercise over these two years to ensure that it can fund the carry-through cost of the increase in 2018/19, as the additional finding ceases in the outer year of the MTEF.

Departmental receipts

Departmental receipts	2015/16			2014/15		
	Estimate	Actual Amount Collected	(Over)/Under Collection	Estimate	Actual Amount Collected	(Over)/Under Collection
	R'000	R'000	R'000	R'000	R'000	R'000
Sale of goods and services other than capital assets	5 775	5 698	77	5 437	4 643	784
Interest, dividends and rent on land	26	9	17	24	2	22
Sale of capital assets	500	0	500	450	3 018	(2 568)
Financial transactions in assets and liabilities	1 071	1 151	(80)	1 020	1 281	(261)
Total	7,372	6,858	514	6 931	8 954	(2,023)

Gift and Donations

The nature of services rendered by the department invites the general public, civil society and

Businesses to donate different types of donations which include cooked food, clothes, money etc. The Department has disclosed the gifts, donations and sponsorships received of R86 000.

National Treasury Exemptions and Deviations

The Department did not have any National Treasury Exemptions and Deviations for the period under review.

Events after the reporting date.

No events after the reporting period have been recorded.

Approval

The Annual Financial Statements set out on pages 166 to 265 have been approved by the accounting officer.



Ms NG Khanyile

Accounting Officer
Department of Social Development
KwaZulu-Natal
Date: 31 May 2016

5. STATEMENT OF RESPONSIBILITY AND CONFIRMATION OF ACCURACY FOR THE ANNUAL REPORT

To the best of my knowledge and belief, I confirm that all information and amounts disclosed throughout the annual report are consistent and reflect correct amounts received and spent by the Department. All information provided for in the annual report is accurate and complete and free from any omissions.

I also confirm that the annual report has been prepared in accordance with the guidelines on the annual report as issued by National Treasury, and this has been confirmed by the KwaZulu-Natal Provincial Treasury. The Annual Financial Statements (Part E) have also been prepared in accordance with the modified cash standard and the relevant frameworks and guidelines issued by the National Treasury.

The preparation of the Annual Financial Statements have been prepared in accordance with accepted standards of Accounting and any judgement made in this information have been made by myself as the Accounting Officer of the KwaZulu-Natal Department of Social Development.

It is also confirmed that the KZN Department of Social Development has established and implementing efficient internal control systems which are designed to provide reasonable assurance as to the reliability of the performance information, human resource information, as well as the annual financial statements. We confirm that the opinion of the Auditor General expressed in this report is based on the reliability and completeness of performance information made available to themselves.

In my opinion, the annual report fairly reflects the operations, the performance information, the human resources information and the financial affairs of the department for the financial year ended 31 March 2016.



Ms NG Khanyile
Accounting Officer
Department of Social Development
KwaZulu-Natal
Date: 31 May 2016

7 STRATEGIC OVERVIEW

7.1 VISION

Our vision is that of “A Caring and Self-reliant Society”.

7.2 MISSION

To transform our society by building conscious and capable citizens through the provision of integrated social development services

7.3 Core Values

- **Integrity** – Our services are rendered with honesty and truthfulness with demonstrable reliability and honour.
- **Respect** – We pay deference and hold our customers in high esteem.
- **Fairness** – We uphold objectivity and justice in rendering our services.
- **Equality** – We believe in a fair egalitarian society offering equal developmental opportunities.
- **Human dignity** – We serve our community with pride and necessary self-esteem.

7.4 PRINCIPLES

We seek to embody the Batho Pele Principles in our efforts so as to ensure that our service provision is done in humane ways and results in positive and sustainable outcomes for the citizens of KwaZulu-Natal. Our Service Delivery Improvement Plan entails all the principles of Batho Pele and will be implemented over the next five years.

Consultation: people should be consulted about the level and quality of services they receive, and wherever possible, be given a choice.

Service standards: people should be told what level and quality of services they will receive.

Access: all citizens should have equal access to the services to which they are entitled.

Courtesy: all people should be treated with courtesy and consideration.

Information: people should be given full, accurate information about the services they receive.

Openness and transparency: about how the department is run, how much it costs, and who is in charge.

Redress: if a promised standard of service is not delivered, people should be offered an apology, an explanation and a speedy remedy. When complaints are made, people should receive a sympathetic, positive response.

Value for money: public services should be provided economically and efficiently

7.5 LEGISLATIVE AND OTHER MANDATES

7.5.1 CONSTITUTIONAL MANDATES

The Constitution of South Africa, Act No 108 of 1996

The basic tenets of the Constitution as embodied in Chapter 2 – the Bill of Rights emphasises equality, human dignity, freedom and security of the person, health care, food, water and social security and the rights of the child.

Schedule 4 of the Constitution identifies Social Welfare Services, population development, and disaster management as function areas of concurrent national and provincial legislative competence.

7.5.2 LEGISLATIVE MANDATES

The Department of Social Development derives its mandate from several pieces of legislation and policies, including the White Paper for Social Welfare (1997) and the Population Policy (1998). The constitutional mandate of the department is to provide sector-wide national leadership in social development.

Based on its mandate, the Department of Social Development develops and implements programmes for the eradication of poverty, social protection and social development among the poorest of the poor, and the most vulnerable and marginalised. The department effectively implements this through its partnerships with its primary customers/clients and all those sharing its vision.

Older Persons Act, 2006

This Act, which was operationalized by a Presidential Proclamation on 1 April 2010, establishes a framework for empowering and protecting older persons, and promoting and maintaining their status, rights, well-being, safety and security. It provides for older persons to enjoy good quality services while staying with their families in their communities for as long as possible. Chapter 3 of the Act deals specifically with the development of community based care and support programmes. These fall into the broad categories, namely prevention and promotion programmes, aimed at ensuring that older persons live independent lives within their communities; and home based care, and aimed at ensuring that frail older persons receive maximum care within their communities through a comprehensive range of integrated services. The Act recognises the wisdom and experience of older people and the need to protect their knowledge and skills. It also promotes the active participation of older people in community affairs.

Fund-Raising Act, 1978

The Fund-Raising Act of 1978, which provided for the establishment of various relief funds. Except for its relief fund chapter it was repealed in 1997 by the Non-Profit Organisations Act, 1997. The Social Development Sector is in the process of repealing the remaining parts of the Act.

Social Service Professions Act, 1978

This Act, formerly known as the Social Work Act, provides for the establishment of the South Africa Council for Social Work and defines its powers and functions. The Act was amended in 1995 to provide for the establishment of the South African Interim Council for Social Work and for the rationalisation of certain laws relating to social workers that remained in force in the various areas of the national territory of the Republic. The Act was also amended in 1996 in order to make the South African Interim Council for Social Work more representative of the people of the country. The 1998 amendment established the South African Council for Social Service Professions, and professional boards for social service professions.

Children's Act, 2005

This Act, which was operationalized by a Presidential Proclamation on 1 April 2010, gives effect to the rights of children contained in the Constitution. It sets out principles relating to the care and protection of children, and defines parental responsibilities and rights. It deals with early childhood development, prevention and early intervention, children in alternative care, foster care, child and youth centres and drop-in centres, the adoption of children, and inter-country adoption. It also gives effect to the Hague Convention on International Child Abduction, provides for surrogate motherhood, and creates new offences relating to children.

Prevention of and Treatment for Substance Abuse Act, 2008

This Act provides for a comprehensive national response for the combating of substance abuse, to provide for mechanisms aimed at demand and harm reduction in relation to substance abuse through prevention, early intervention, treatment and re-integration programmes; to provide for the registration and establishment of treatment centres and halfway houses; to provide for the committal of persons to and from treatment centres and for their treatment, rehabilitation and skills development in such treatment centres; to provide for the establishment of the Central Drug Authority; and to provide for matters connected therewith.

Non-Profit Organisations Act, 1997

This Act repealed the Fund-Raising Act, 1997, excluding the chapter that deals with relief funds, and provided for an environment in which non-profit organisations can flourish. The Act also established an administrative and regulatory framework within which non-profit organisations can conduct their affairs. The Act was amended in 2000 to effect certain textual alterations.

National Development Agency Act, 1998

This act established the National Youth Development Agency (NDA), which is responsible for promoting appropriate and sustainable partnerships between government and civil society organizations (CSOs) aimed at eradicating poverty and its causes. The NDA is mandated to grant funds to civil society organizations (CSOs) in order to enhance their capacity to meet the developmental needs of poor communities, and promote development dialogue.

Advisory Board on Social Development Act, 2001

The Act established the national Advisory Board on Social Development, aimed at building and consolidating partnerships between government and civil society. The Act is yet to be brought into operation.

White Paper for Social Welfare (1997)

The White Paper sets out the principles, guidelines, proposed policies and programmes for developmental social welfare in South Africa. As the primary policy document, the White Paper serves as the foundation for social welfare in the post-1994 era.

White Paper Population Policy for South Africa (1998)

The White Paper aims to promote sustainable human development and quality of life for all South Africans through the integration of population issues into development planning in all spheres of government and in all sectors of society. The policy mandates the Department of Social Development to monitor the implementation of the policy and its impact on population trends and dynamics in the context of sustainable human development. Government departments and their counterparts in civil society should be capacitated and supported to understand the critical linkages between population and development, and to integrate population issues in development planning, through research and the dissemination of data and information.

Domestic Violence Act, 1998

The Act seeks to provide victims of domestic violence with the maximum protection the law can provide, and introduces measures aimed at ensuring that the relevant organs of state give full effect to its provisions, thereby conveying the state's commitment to eliminating domestic violence. The department is currently helping to develop an integrated manual on the Act which will be used to train Social workers, police, and court personnel.

Other legislation affecting the Department's operations include:

Child Justice Act, 2008

The Child Justice Act of 2008 provides for the following:

To establish a criminal justice system for children, who are in conflict with the law and are accused of committing offences, in accordance with the values underpinning the Constitution and the international obligations of the Republic;

- to provide for the minimum age of criminal capacity of children; to provide a mechanism for dealing with children who lack criminal capacity outside the criminal justice system;
- to make special provision for securing attendance at court and the release or detention and placement of children;
- to make provision for the assessment of children; to provide for the holding of a preliminary inquiry and to incorporate, as a central feature, the possibility of diverting matters away from the formal criminal justice system, in appropriate circumstances;
- to make provision for child justice courts to hear all trials of children whose matters are not diverted;
- to extend the sentencing options available in respect of children who have been convicted;
- to entrench the notion of restorative justice in the criminal justice system in respect of children who are in conflict with the law; and
- to provide for matters incidental thereto.

National Youth Development Agency Act, 2008

The National Youth Development Agency Act, 2008 provides for the establishment of the National Youth Development Agency aimed at creating and promoting coordination in youth development matters; the objects and functions of the Agency; the manner in which it is to be managed and governed; the regulation of its staff matters and financial affairs; the administration of the fund referred to in the Demutualization Levy Act, 1998 by the Agency under a new name; the repeal of the National Youth Commission Act, 1996; and matters connected therewith

7.5.2 POLICY MANDATES

Service Delivery Model of 2005

Provides:

- a national framework that determines the nature, scope, extent and level of work that constitutes the service delivery model for developmental social services
- a basis for determining appropriate norms and standards for service delivery which will in turn provide a basis for funding and greater efficiency and effectiveness in service delivery

Policy on Financial Awards of 2005

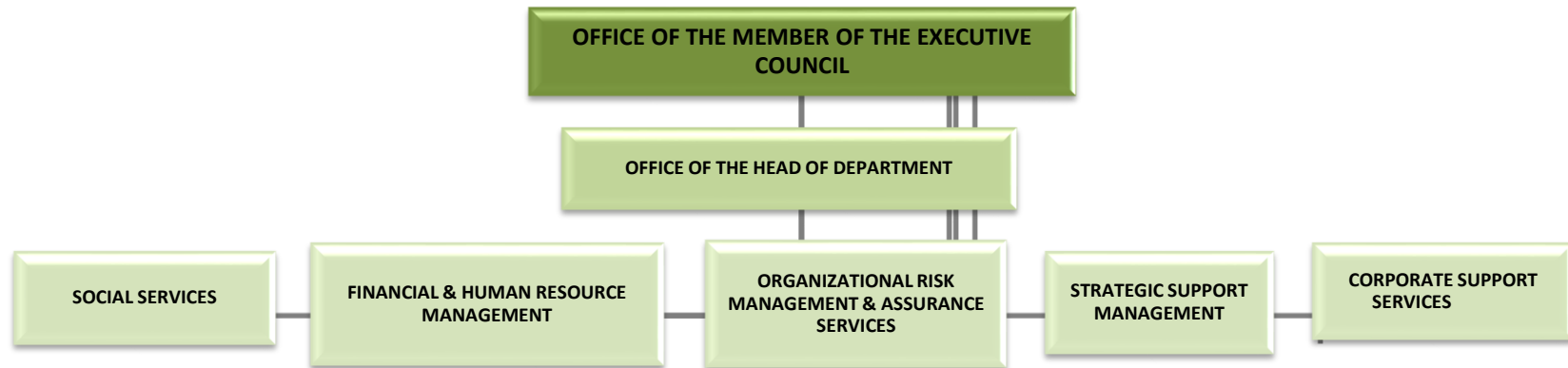
Provides for financing and monitoring of Social Services

Population Policy for South Africa, 1999

The Population Policy of South Africa reflects international trends and approaches to population and development issues. The policy deals with issues of fertility, morbidity, mortality as well as the environmental impact on population and development.

8. ORGANISATIONAL STRUCTURE

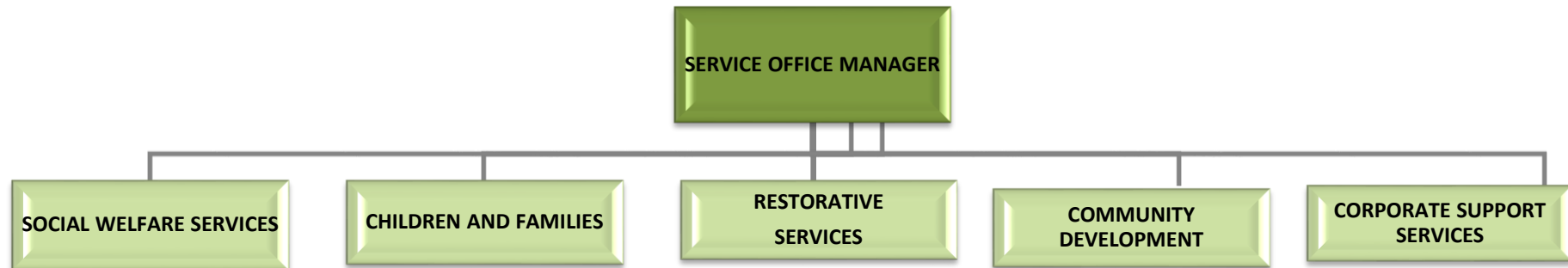
High Level Organizational Structure



DISTRICT MANAGEMENT



LOCAL SERVICE OFFICE MANAGEMENT



9. ENTITIES REPORTING TO THE MEMBERS OF THE EXECUTIVE COUNCIL

There are no entities reporting to the Member of the Executive Council.

PART B: PERFORMANCE INFORMATION

1. AUDITOR GENERAL'S REPORT: PREDETERMINED OBJECTIVES

The AGSA currently performs certain audit procedures on the performance information to provide reasonable assurance in the form of an audit conclusion. The audit conclusion on the performance against predetermined objectives is included in the report to management, with no material findings being reported under the Predetermined Objectives heading in the Report on other legal and regulatory requirements section of the auditor's report.

Refer to page 113 of the Report of the Auditor General, published as Part E: Financial Information.

2. OVERVIEW OF DEPARTMENTAL PERFORMANCE

Service Delivery Environment

Population

According to Statistics South Africa 2014, the estimates for the mid-year population are 54 million and of these 2 567 048 are female and 2 354 754 are male. Almost 1 281 412 of the population is aged between 0-14 years and a further 2 819 969 is aged between 20 – 34 years making ours a youthful population. This presents opportunities with investments in education and health care directed to ensure growth and development. However, given the reality of poverty, unemployment, inequalities and the impact of HIV and IDS that faces South Africa, there is a demand that strategies to address these anomalies be developed.

Poverty

South Africa is one of the 30 largest economies in the world in terms of its Gross Domestic Product; however is a home of the 16th largest number of poor people amongst 67 countries of which comparative data is available, and is the 5th largest in sub-Saharan Africa.

There are reasons why the analysis of poverty is important for KwaZulu-Natal. It has been indicated that KwaZulu-Natal is a home to about 21% of the population of South Africa and therefore South Africa's second most populous province. Although KwaZulu-Natal is also the third richest province in South Africa after Gauteng and Western Cape in terms of total income, it is marred by high poverty rate and inequalities in the distribution of income and has the third highest incidence of poverty after the two other predominantly rural provinces of the Eastern Cape and Limpopo. As noted by many other studies, poverty is concentrated in rural areas. Under half of the population of KwaZulu-Natal lives in rural communities of Sisonke; uMkhanyakude and UMzinyathi confirming the need of rural development strategies (State of The Population of KwaZulu-Natal, March 2010; Provincial Growth and Development Strategy, 2011

Dependency Ratio

The dependency ratio is an age-population ratio of those typically not in the labour force (the dependent part) and those typically in the labour force (the productive part). It is used to measure the pressure on productive population. The table 1 and figure 2 below indicates the dependency ratio per district municipality. The figures indicate that Umzinyathi district has a dependency ratio of 83%, UMkhanyakude district has 81%, Zululand district has 79%, Harry Gwala 75% and Uthukela with 71%. These figures coincide with the spatial distribution of poverty in KwaZulu-Natal. Whilst the South African Social Security Agency (SASSA) boasts of large increases in the number of people accessing social grants in accordance with the Social Assistance Act, 1992 since 1995 to date.

Women

The South African statistics indicate that at all levels population figures for women are higher than those of men. However, patriarchal and traditional perceptions in relation to women's role in the family, community and in governance, severely impacts their ability to participate equally in measures identified above.

Specific measures need to be implemented to encourage women to participate actively in the efforts to eradicate poverty, through liaison with local women's groups and associations. Local authorities should be encouraged to actively set targets for women's equal representation and full participation in development and project committees established to address local poverty, service delivery, infrastructure interventions and responses to crime, supported by appropriate capacity-building measures, where required.

Households headed by Women

The table below indicates the distribution of women headed households per district municipality in KwaZulu-Natal. The figures indicated also apply in the case of older persons discussed in this document. The figures also have implications for the employment opportunities of women and their representation in broad economic activities of the province. Once more the UMzinyathi, UThukela and Harry Gwala District Municipalities have the highest percentages of households headed by women, all at 55 percent; whilst EThekweni Metro has the lowest at 36 percent.

Children

The statistics indicate that KwaZulu-Natal has 23, 9 percent of children compared to other provinces in South Africa. Furthermore the statistics indicate that KwaZulu-Natal has the highest number of children receiving social grants in the form of child support grant as well as foster care grant. A number of reasons can be ascribed to this situation including the impact of HIV and AIDS as well as unemployment situation in the province

The department of Social Development is mandated in terms of the above legislation to deal with issues in respect of children including provision of facilities for their care. Currently it is noted that EThekweni Metro has the highest number of Child and Youth Care Centres run by government as well as those managed by NPOs. UMgungundlovu municipality has but a few Child and Youth Care Centres compared to other district municipalities. Indeed rural municipalities such as Sisonke, UMzinyathi, UGu, and UMkhanyakude have very few, if any, of these facilities. This is a situation that the government has to address going forward

Population Ageing in KwaZulu-Natal

Understanding the impact of the rate of growth on the specific age groups of KwaZulu-Natal will reveal the nature of population ageing in KwaZulu-Natal and is therefore essential for provincial planning. Population ageing has important socio-economic and health factors in any planning process.

Table 3 below indicates that the total population of KwaZulu-Natal in respect of males and females aged 60 – 80+ increased by 18.5% and 12.5% respectively. Statistics further indicates that females older than 60 years are high in proportion than their male counterparts. Such statistics confirm that there is higher death rate among male older persons than their female counterparts. The feminization of ageing is common in both developed and developing countries; this can be attributed to high mortality of older man than older women (2011 Census statistics).

Persons with Disability

Statistics indicate that persons with disability constitute 4, 3 % of the population of KwaZulu-Natal. It is also important to note that disability can be physical, emotional, hearing and sight related. For all district municipalities physical disability constitute the highest percentage, followed by emotional disability, sight and hearing impairment. Once more, rural districts such as UMkhanyakude, UMzinyathi and Sisonke have the high figures of persons with physical disability, posing a challenge for departments such as education, health and social development in terms of access to schools, health-care services and welfare services.

2.1 Service Delivery Improvement Plan

The department has completed a service delivery improvement plan. The tables below highlight the service delivery plan and the achievements to date.

ECD BATHO PELE PRINCIPLES

KEY SERVICE	SERVICE BENEFICIARY	CURRENT STANDARD	DESIRED STANDARDS	ACTUAL ACHIEVEMENT
		2014/15	2015/16	
To ensure provision and promotion of integrated ECD Services	All children up to the age of 5yrs, including children with disabilities	QUANTITY		
		97 800 children benefit from registered funded ECD Centres	Increase number of children benefiting 97 9 00 (0,1%) at registered ECD Services as per municipal ward analysis	<ul style="list-style-type: none"> 118 116 children benefit from registered funded ECD Centres
		1 689 funded ECD Centres	Funding for 1 689 registered ECD Centres	<ul style="list-style-type: none"> 1 955 ECD Centres are currently funded.
		2 funded Non Centre Based ECD programs	3 funded Non Centre Based ECD programs.	<ul style="list-style-type: none"> 02 Non Centre Based ECD Programmes (play groups) are currently funded at UMkhanyakude District. 01 mobile ECD Programmes is in place, awaiting for the launch at Ilembe district.
		639 children accessing funded Non- center based programmes.	835 (31%) children to benefit from funded Non Centre Based ECD programs.	<ul style="list-style-type: none"> 640 children currently benefit from subsidy in funded Non – Centre based ECD centres. ECD mobile launch is still to be launched to benefit 231 children.
		Capacitate unregistered ECD Centre for registration	1 094 ECD Centres to be capacitated for registration.	<ul style="list-style-type: none"> 400 (54 % achieved) ECD centres were registered during 2015/16 financial year.
		QUALITY		
		Clearance of Social Workers, ECD Coordinators in terms of part B of the National Child Protection Register	Facilitate audit and implement the completion and submission of form 29 & 30 in ensuring clearance of Social Workers, ECD Coordinators	<ul style="list-style-type: none"> Follow up for clearance certificates for ECD Practitioners has been centralized at Head Office to facilitate the process with national DSD.
		Clearance of ECD personnel in terms of part B of the National Child Protection Register.	Facilitate audit and implement the completion and submission of form 29& 30 for ECD personnel in terms of part B of the National Child Protection Register	<ul style="list-style-type: none"> The Province has centralized the process of doing follow up to National for clearance against CPR to obviate the delay of clearance.

KEY SERVICE	SERVICE BENEFICIARY	CURRENT STANDARD	DESIRED STANDARDS	ACTUAL ACHIEVEMENT				
		2014/15	2015/16					
		Training of ECD practitioners to be trained on disability sensitivity 630 .	800 (26%) ECD practitioners to be trained on disability sensitivity.	<ul style="list-style-type: none">Trainings have been conducted through Umzamo child Guidance on the following Districts. A total of 904 ECD Practitioners were trained:<ul style="list-style-type: none">Zululand - 307Umzinyathi - 101UGu - 83UThungulu - 413				
			01 signed standardized menu for ECD centres developed in partnership with DOH.	<ul style="list-style-type: none">A standardized menu for ECD centres developed in partnership with DOH, however a signed documents is still expected as requested from Department of Health.				
		84 officials trained on parenting programme 1 186 care givers trained on parenting programme	100 (19%) officials to be trained on parenting programme 1245 (5%) care givers trained on parenting programme	<ul style="list-style-type: none">All 12 District ECD Coordinators were trained on the Parenting Programmes and rollout plans developed and implemented.The programme has been rolled out to 1 378 care givers and ECD practitioners.				
		CONSULTATION						
		Coordination of Provincial, District and Local Integrated ECD Committee meetings	12 Provincial and District Integrated ECD Committee meetings.	<ul style="list-style-type: none">04 quarterly meetings have been coordinated for the Provincial Integrated ECD Committee on these dates:<ul style="list-style-type: none">14 April 201512 June 20159 October 201517 March 2016.				
		Commemoration of International/, National Children's Day and National Child Protection Week through, public participation programme.	1 International, 1 National Children's Day and 1 National Child Protection Week through, public participation programme.	<ul style="list-style-type: none">A National Launch of Child Protection Week 2015 was commemorated in Greater Kokstad Municipality on 30 may 2016.				
		Facilitate community dialogues	01 community dialogues conducted per DM.	<ul style="list-style-type: none">02 community dialogues were conducted, however number of people reached was not report. <table><tr><th>DM</th><th>Dialogues</th></tr><tr><td>uThungulu</td><td>02</td></tr></table>	DM	Dialogues	uThungulu	02
		DM	Dialogues					
uThungulu	02							
Alignment of ECD Programmes and services in Operation Sukuma Sakhe programmes (Provincial Task Team, District Task Team, Local Task and Ward Task Team's)	Ensure implementation of ECD programmes in line with OSS.	<ul style="list-style-type: none">ECD programme is discussed at OSS structure where DSD is represented to market the service for awareness and improving access for children.						

KEY SERVICE	SERVICE BENEFICIARY	CURRENT STANDARD	DESIRED STANDARDS	ACTUAL ACHIEVEMENT																											
		2014/15	2015/16																												
		35 ECD Forums established	Facilitate establishment of 48 (37%) ECD Forums.	<ul style="list-style-type: none">76 ECD forum are in place in following Districts. <table><tr><th>DM</th><th>NO. OF ECD FORUMS</th></tr><tr><td>1. UMgungundlovu</td><td>8</td></tr><tr><td>2. UGu</td><td>7</td></tr><tr><td>3. Harry Gwala</td><td>5</td></tr><tr><td>4. EThekwini South</td><td>6</td></tr><tr><td>5. EThekwini North</td><td>10</td></tr><tr><td>6. Ilembe</td><td>05</td></tr><tr><td>7. UThungulu</td><td>06</td></tr><tr><td>8. Zululand</td><td>07</td></tr><tr><td>9. UMkhanyakude</td><td>05</td></tr><tr><td>10. UMzinyathi</td><td>06</td></tr><tr><td>11. UThukela</td><td>05</td></tr><tr><td>12. Amajuba</td><td>06</td></tr></table>		DM	NO. OF ECD FORUMS	1. UMgungundlovu	8	2. UGu	7	3. Harry Gwala	5	4. EThekwini South	6	5. EThekwini North	10	6. Ilembe	05	7. UThungulu	06	8. Zululand	07	9. UMkhanyakude	05	10. UMzinyathi	06	11. UThukela	05	12. Amajuba	06
		DM	NO. OF ECD FORUMS																												
		1. UMgungundlovu	8																												
		2. UGu	7																												
		3. Harry Gwala	5																												
		4. EThekwini South	6																												
		5. EThekwini North	10																												
		6. Ilembe	05																												
		7. UThungulu	06																												
		8. Zululand	07																												
9. UMkhanyakude	05																														
10. UMzinyathi	06																														
11. UThukela	05																														
12. Amajuba	06																														
Consult for establishment of Child Care Forums(40)	Facilitate establishment of 48 (5%) Integrated Child Care Forums.	<ul style="list-style-type: none">The 01 Provincial Intersectoral Child Care Forum hold meetings quarterly and 48 local forum have been established.																													
Facilitate community outreach and awareness campaign	01 awareness campaign on ECD services implemented in each local municipality per quarter	<ul style="list-style-type: none">14 community awareness campaigns conducted, however number of people reached was not report. <table><tr><th>DM</th><th>Awareness's</th></tr><tr><td>uThungulu</td><td>06</td></tr><tr><td>Zululand</td><td>08</td></tr></table>		DM	Awareness's	uThungulu	06	Zululand	08																						
DM	Awareness's																														
uThungulu	06																														
Zululand	08																														
Radio talk shows on ECD services.	01 Radio talk shows on ECD services quarterly.	<ul style="list-style-type: none">Partnership with Ilifa Labantwana- 24 radio slots focusing on ECD were aired every Monday at 9:30pm – 10pm at Ukhozi FM																													
SERVICE STANDARDS																															
Display of Service Commitment Charter (SCC)	Review and ensure 100% display of SCC.	<ul style="list-style-type: none">Service Commitment Charter is available and displayed.																													
Implementation and monitoring of Minimum norms and standards for ECDs.	100% implementation and compliance to Minimum norms and standards for ECDs	<ul style="list-style-type: none">Registration of ECD centres has been categorized as follows to facilitate registration of Centres that meet norms and standards conditionally																													

KEY SERVICE	SERVICE BENEFICIARY	CURRENT STANDARD	DESIRED STANDARDS	ACTUAL ACHIEVEMENT
		2014/15	2015/16	
				<ul style="list-style-type: none"> - Gold 80- 100 % - Silver 50- 79% - Bronze 40- 49% • All registered ECD centres are inspected by Environment Health Practitioners.
		Implementation of the client satisfaction survey	100% implementation of the client satisfaction survey.	<ul style="list-style-type: none"> • Client satisfaction survey tool is available and utilized for customer satisfaction.
		ACCESS		
		Access to 2079 (5%) registered ECD Centres in all DMs.	Access to 2183 (5%) registered ECD Centres in all DM	• 158 820 children are receiving Early Childhood Development services from 2 653 ECD registered centres
		639 children accessing funded Non- center based programmes.	835 (31%) children to benefit from funded Non Centre Based ECD programs.	<ul style="list-style-type: none"> • 640 children currently benefit from subsidy in funded Non – Centre based ECD centres. ECD mobile launch is still to be launched to benefit 231 children.
		Ensure internal and external signage in service offices and ECD centres	50% Internal and external signage in service offices and ECD centres	<ul style="list-style-type: none"> • Service office have signage visible to the community. • ECD centres have external signage and display policies internally.
		COURTESY		
		Provide educational information on ECD to information desks.	Auditing of educational information on ECD to desks and stands in all Service Offices and State Facilities	<ul style="list-style-type: none"> • The following flyer are provided for ECD and Partial Care: <ul style="list-style-type: none"> - 01 National flyer for Partial Care Facilities - 01 National flyer for ECD Programmes - 01 Provincial flyer for ECD services.
		Conduct training on telephone etiquette to front line staff	100% compliance	<ul style="list-style-type: none"> •
		Ensure staff compliance to code conduct and ethic	100% compliance to code conduct and ethic	<ul style="list-style-type: none"> • Code of ethics are complied with as available all service point.
		Ensure compliance of staff to wearing of name tags	100% compliance	<ul style="list-style-type: none"> • Staff comply with wearing name tags depending on the availability for compliance
		INFORMATION		
		Develop electronic and print information brochure on the internet on ECD programmes	Ensure 50% displaying of all ECD electronic and print information brochures on the DSD website on ECD programmes in English and Xhosa	<ul style="list-style-type: none"> • The following brochures are provided for ECD and Partial Care: <ul style="list-style-type: none"> - 01 National brochures for partial care facilities

KEY SERVICE	SERVICE BENEFICIARY	CURRENT STANDARD	DESIRED STANDARDS	ACTUAL ACHIEVEMENT
		2014/15	2015/16	
				<ul style="list-style-type: none"> - 01 National brochures for ECD Programmes - 01 Provincial brochures flyer for ECD services.
		Distribute information on Commemoration of International/, National Children's Day and National Child Protection Week.	1 International, 1 National Children's Day and 1 National Child Protection Week	<ul style="list-style-type: none"> • Flyers and brochure have been distributed during the launch of Child protection Week and outreach programmes to bring awareness to community on ECD services.
		Develop a plan for distribution of information brochures to events.	Monitor distribution of information.	<ul style="list-style-type: none"> • Information distributed per district municipality.
		Provide input in the development of news letter	Ensure 100% compliance to departmental newsletter quarterly	<ul style="list-style-type: none"> • Quarterly and annual report are compiled and submitted for the programme to provide inputs and progress.
		OPENNESS AND TRANSPARENCY		
		Ensure documented and display rights and responsibilities of children in registered ECD centres.	40% Documented and displayed rights and responsibilities of children in ECD centres in English, isiZulu and Xhosa.	<ul style="list-style-type: none"> • Documented rights and responsibility not yet finalized. To be finalized by end of 1st quarter
		Provide feedback to service providers on assessment of service plans for funding.	100% feedback to service providers on assessment of services plans for funding.	<ul style="list-style-type: none"> • All funded ECD centres were issued with letter of approval on assessment of business plans.
		Develop electronic and print information brochure on the internet on ECD programmes	Ensure 60% displaying of all ECD electronic and print information brochures on the DSD website on ECD programmes in English, Zulu and Xhosa.	<ul style="list-style-type: none"> • Brochures are in place, to be downloaded to website by end of 1st quarter 2015/16.
		Develop copies of information Brochure printed in braille	01 copy of information Brochure printed in braille available per service office	<ul style="list-style-type: none"> • Braille brochure not yet done. Special need directorate will be consulted for this activities.
		Provide inputs to the annual report on departmental achievements	100% compliance in provision of inputs to the annual report on departmental achievements and share with stakeholders	<ul style="list-style-type: none"> • ECD quarterly and annual report is compiled and submitted for inclusion to the department annual report to give feedback to stakeholder.
		<ul style="list-style-type: none"> • Provide educational information on ECD to information desks. 	<ul style="list-style-type: none"> • Auditing of educational information on ECD to desks and stands in all Service Offices and State Facilities 	<ul style="list-style-type: none"> • Provincial office has distributed education information to 12 Districts on registration of ECD, programmes and for awareness.
		REDRESS		

KEY SERVICE	SERVICE BENEFICIARY	CURRENT STANDARD	DESIRED STANDARDS	ACTUAL ACHIEVEMENT
		2014/15	2015/16	
		Provide input to the review the current Service Commitment Charter (SCC) for the Department.	100% implementation of the Departmental (SCC) Service Commitment Charter	<ul style="list-style-type: none"> The department Service Commitment Charter is in place and implemented both at provincial and district level
		Development of complaint procedure in line with the Service Commitment Charter (SCC)	Ensure 100% display of complaints procedure.	<ul style="list-style-type: none"> Department complaint procedure is in place including suggestion boxes to register complaint by service providers.
		Provision of suggestion boxes in DSD service points	100% compliance in provision of suggestion boxes	<ul style="list-style-type: none"> Suggestion boxes are in place at all level for customer care service
		Develop complaint register	Ensure 100% implementation of complaints register	<ul style="list-style-type: none"> Complaint registers are in place for full implementation.
		Analyze and provide feedback on complaints received.	100% analysis of all complaints received	<ul style="list-style-type: none"> Complaints received are analyzed at all levels.
		Survey satisfaction survey	Develop a survey satisfaction survey tool.	<ul style="list-style-type: none"> A customer care satisfaction Survey tool is currently utilized.
		VALUE FOR MONEY		
		Ensuring that 1 689 ECD Centres are providing services in line with funded deliverables	Ensuring that 1 689 ECD Centres are providing services in line with funded deliverables	<ul style="list-style-type: none"> Funding deliverables are standardized across for all Districts to monitor implementation by centres.
		Provide inputs to the MEC budget speech annually	Provide inputs to the MEC budget speech annually 100%	<ul style="list-style-type: none"> Inputs for ECD are provided regularly for MEC budget speech.
		Financial Management training provided to all funded NPOs rendering ECD services in line with PFMA	Financial Management training provided to 365 funded NPOs rendering ECD services in line with PFMA	<ul style="list-style-type: none"> The department ensure training of all NPOs on financial Management to sensitize them on PFMA and Treasury Regulation.
		Monitoring 1 689 registered funded ECDs on implementation of funded deliverables.	Monitoring 1 689 registered and funded ECDs on implementation of funded deliverables	<ul style="list-style-type: none"> Funded ECD centres are monitored quarterly for adherence to implementation of the agreed deliverables.
		TIME		
		ECD Registration application processed within six months.	100% compliance in processing ECD registration application.	<ul style="list-style-type: none"> Registration of ECD centres within 6 months is complied with, however delayed are encountered in cases where other required documents are outstanding.
		Claims for funded ECD centres processed on monthly basis	100% compliance in payment of monthly claims for funded ECDs.	<ul style="list-style-type: none"> The directorate has issued a circular to all Districts to improve and concur on the processing of monthly claims within applicable time frame.

KEY SERVICE	SERVICE BENEFICIARY	CURRENT STANDARD	DESIRED STANDARDS	ACTUAL ACHIEVEMENT
		2014/15	2015/16	
		COST		
		Funding of ECD centres@ R16 per child per day per attendance.	Funding of ECD Centres @ R16 per child per day per attendance.	<ul style="list-style-type: none"> The current applicable funding tariff is R16 per child attendance day.
		R350 000 petrol utilized government vehicles during inspection by Social Workers	R390 000 (11%) petrol utilized government vehicles during inspection by Social Workers.	<ul style="list-style-type: none"> Each ECD center to register is visited once for registration for inspection by Social Worker utilizing government vehicle to inspect the ECD and programmes rendered.
		Monitoring: R430 000 petrol utilized for government vehicles during monitoring by Social Workers and Cluster ECD coordinators.	Monitoring: R480 000(12%) petrol utilized government vehicles during monitoring by Social Workers and Cluster ECD coordinators	<ul style="list-style-type: none"> Monitoring to funded ECD centres is done quarterly utilizing fleet vehicle to monitor compliance to norms and standards and implementation of deliverables.
		HUMAN RESOURCES		
		03 provincial coordinator 12 cluster ECD coordinators 01 ECD coordinator per Service office required.	100 officials dedicated to ECD programme: a) 01 Senior Manager. b) 02 provincial coordinator. c) 12 cluster programme managers. d) 12 cluster ECD coordinators e) 73 ECD coordinators (1 per Service office).	<ul style="list-style-type: none"> The staff composition is as follows: - 01 Senior Manager. - 02 provincial coordinator. - 12 District Programme Managers. - 12 cluster ECD coordinators. Posts have been advertised for Amajuba, UThungulu, uMkhanyakude, Zululand Districts. All Service Offices have dedicated ECD coordinators (1 per Service office)
		LEADERSHIP AND STRATEGIC DIRECTION		
		Development annual ECD business plan and implementation plans	100% compliance to reporting of ECD business plan and implementation plans	<ul style="list-style-type: none"> Business plan for the unit is in place and evaluated quarterly and annually.
		Coordination of Provincial, District and Local Integrated ECD Committee meetings.	12 Provincial and District Integrated ECD Committee meetings.	<ul style="list-style-type: none"> Quarterly meeting for the Provincial Integrated ECD Committee are coordinated by DSD. District coordinate their integrated forums and provide reports
		Facilitate, review and evaluation of Integrated ECD Action Plan at province and district level.	01 Provincial Integrated ECD Action Plan. 12 district Integrated ECD Action Plan.	<ul style="list-style-type: none"> 01 Provincial Integrated ECD Action for 2015/16 was developed and signed. 12 District municipalities had aligned their integrated Action plans to the Province plan.
		Facilitate establishment of 48 ECD Forums	Facilitate establishment of 76 (58%) Integrated ECD Forums	<ul style="list-style-type: none"> 76 ECD Forums are functional for promotion of integrated ECD services
		INNOVATION AND REWARDING EXCELLENCE		

KEY SERVICE	SERVICE BENEFICIARY	CURRENT STANDARD	DESIRED STANDARDS	ACTUAL ACHIEVEMENT
		2014/15	2015/16	
		<ul style="list-style-type: none"> 350 ECD Centres participation on the SA ECD Awards 	<ul style="list-style-type: none"> 400 (14%) ECD Centres participate in the SA ECD Awards 	<ul style="list-style-type: none"> 150 ECD Practitioners entered for S.A ECD Awards were assessed and coordinated through National Development Agency for 2015/16.
		<ul style="list-style-type: none"> Annual excellence awards conducted internally for staff 	<ul style="list-style-type: none"> Participation of staff in excellence awards 	<ul style="list-style-type: none"> All employees including ECD Coordinator for the excellence awards from the respective offices.
		SERVICE DELIVERY IMPACT		
		Develop an assessment and evaluation tool and reporting mechanisms to determine impact in terms of the services	100% implementation of assessment and evaluation tool and reporting mechanisms to determine impact in terms of the services	<ul style="list-style-type: none"> A quarter reporting tool was developed with National and is being utilized for reporting on ECD and Partial Care.
		Provision of ECD Programmes in each ward in alignment to Operation Sukuma Sakhe	100% compliance in availability of ECD services per ward.	<ul style="list-style-type: none"> A ward based ECD profile reflect availability of ECD services in each ward varying from registration and funding status.
		Increase in number of children accessing funded ECD services (97 800)	60% Increase in number of children accessing ECD services	<ul style="list-style-type: none"> 118 116 children received Early Childhood Development services from 1 995 registered funded ECD centres
		Reduce in number of children with malnutrition in funded ECDs.	85% reduction in number of children with malnutrition in funded ECDs	<ul style="list-style-type: none"> The province has developed a plan to support district with severe acute malnutrition. District plan are being implemented improve malnutrition in the province.

VEP BATHO PELE PRINCIPLES

KEY SERVICE	SERVICE BENEFICIARY	CURRENT STANDARD	DESIRED STANDARDS	ACTUAL ACHIEVEMENT 2015/16
		2014/15	2015/16	
		QUANTITY		
To provide psycho-social services to all victims of crime and violence <ul style="list-style-type: none">ChildrenYouthAdults		1 885 victims of crime and violence accessing funded VEP service sites managed by NPOs	Increase the number of victims accessing VEP services by 5% to 892	1253 victims of crime and violence accessed funded VEP service sites
		4 375 victims of crime and violence receiving psychosocial support from DSD	Increase the number of victims of crime and violence receiving psychosocial support from DSD by 5% to 5 853	7327 victims of crime and violence received psychosocial support from DSD

KEY SERVICE	SERVICE BENEFICIARY	CURRENT STANDARD	DESIRED STANDARDS	ACTUAL ACHIEVEMENT 2015/16
		2014/15	2015/16	
		17 funded shelters for victims of crime and violence managed by NPOs.	Increase number of shelters to 18 (2%)	Eighteen (18) shelters funded by DSD. Eight (8) White Doors of Centres have been established. One additional Shelter was launched in Kwa Xolo and will begin with intake during the new financial year.
		10 funded NPO rendering prevention , care and support to victims of crime and violence	Increase number of funded NPO rendering prevention, care and support to victims of crime and violence to 11 (1, 3%)	Eleven(11) NPO's rendering prevention , care and support to victims of crime and violence
		QUALITY		
		27 VEP shelters and NPO's registered in compliance with norms and standards.	Increase number of VEP shelters and NPO's to be registered in compliance with norms and standards to 29 (1%)	Twenty nine (29) VEP shelters and NPO's registered in compliance with norms and standards.
		2 accredited VEP programmes - Healing and Restoration - Gender Based Violence	Increase number of accredited VEP programmes to 3 -Men and Boys -Healing and Restoration -Gender Based Violence	One accredited programme for victims of human trafficking (Healing and Restoration)
		CONSULTATION		
		Facilitate consultation of stakeholders during Provincial VEP Forum meetings as per Integrated VEP Policy Document	100% compliance with a target of 1 meeting per quarter as per Integrated VEP Policy document	All Provincial VEP Meetings held on a quarterly basis as follows:- • 12 May 2015 • 11 August 2015 • 10 November 2015 • 09 February 2016
		Facilitate consultation with stakeholders in 23 Local VEP Forums	Ensure compliance and consistency in regular consultation with stakeholders	A database of 34 Local VEP Forums is in place, however there is a challenge with attendance by stakeholders.
		Commemoration of calendar events through Izimbizo, community participation and community dialogues: • Crime victims' Rights week, • 16 days of activism • Human trafficking week • Annual campaign on Social ills	Facilitation of 4 community outreach programmes within districts through Izimbizo, community participation and community dialogues • Crime victims' Rights week, • 16 days of activism • Human trafficking week • Annual campaign on Social ills	Plans on activities for the following calendar events were received and commemorated in all Districts :- • Crime victims' Rights week, • Human trafficking week • 16 days of activism The strategy on the annual campaign on Social ills was approved by Cabinet in January 2016 and will be implemented within Districts in the new financial year.

KEY SERVICE	SERVICE BENEFICIARY	CURRENT STANDARD	DESIRED STANDARDS	ACTUAL ACHIEVEMENT 2015/16
		2014/15	2015/16	
		Alignment of VEP Programmes and services in Operation Sukuma Sakhe programmes (Provincial Task Team, District and Local Task Team's)	Ensure implementation of VEP programmes through OSS	Service offices ensure VEP issues are discussed at OSS.
		Monitoring and evaluation of 27 registered and funded VEP organizations	30 registered and funded VEP service sites monitored.	Fourteen (14) Monitoring and Evaluation visits were facilitated by the Provincial Office.
		Facilitate radio slots and newspaper inserts during calendar events	Facilitate radio slots and newspaper inserts during calendar events	Facilitated by Communications Directorate, Head of Department, and Senior Managers during calendar events through television, radio slots, newspaper articles and advertisements
		SERVICE STANDARDS		
		Provide input into the review of the Service Commitment Charter	Provide input into the review of the Service Commitment Charter	No input was provided.
		Implementation and monitoring of Minimum norms and standards for services to victims	100% implementation and compliance to Minimum norms and standards for services to victims	80 % implementation and compliance to Minimum norms and standards for services to victims
		Implementation of the client satisfaction survey	100% implementation of the client satisfaction survey in EThekweni Metro	The VEOPAR system has been piloted in EThekweni Metro since October 2015 which includes the client satisfaction survey.
		Development and Approval of Service Level Agreement for funded entities	29 approved Service Level Agreement	A total of three SLA's were compiled for a shelter in Howick , Umgungundlovu , and two for Harry Gwala for funding for 2016/17
		ACCESS		
		Access to VEP shelters and White Door Centres of Hope	Increase access to 22 VEP service sites in the following Districts. ✓ Harry Gwala ✓ Zululand ✓ EThekweni South ✓ UThungulu ✓ UGu	Eight White Door Centres of Hope are operational in EThekweni South. The process of establishing White Door Centres in Harry Gwala, UMkhanyakude and Umzinyathi has begun.
		Establishment of the Provincial Gender Based Violence Command Centre	Implement Gender Based Violence Command Centre	The National Department of Social Development has indicated that provinces should desist from establishing own command centres, there should be one command center in the country. National recommended that DSD should strengthen the response on the ground so that Social Workers are able to respond effectively.

KEY SERVICE	SERVICE BENEFICIARY	CURRENT STANDARD	DESIRED STANDARDS	ACTUAL ACHIEVEMENT 2015/16																														
		2014/15	2015/16																															
				<p>A report on the national concerns regarding provincial command centres has been compiled and submitted for further guidance.</p> <p>The 2015/16 Analysis of referrals is as follows:-</p> <table><tr><td>District</td><td>Number of Referrals</td></tr><tr><td>Ethekwini South</td><td>03 01 outstanding , referred on 08-03-16</td></tr><tr><td>Ethekwini North</td><td>02</td></tr><tr><td>Ilembe</td><td>01</td></tr><tr><td>Uthukela</td><td>02</td></tr><tr><td>Amajuba</td><td>02</td></tr><tr><td>Umzinyathi</td><td>01 Outstanding , referred on 09-02-16</td></tr><tr><td>Zululand</td><td>01</td></tr><tr><td>UThungulu</td><td>01</td></tr><tr><td>UMkhanyakude</td><td>01</td></tr><tr><td>Harry Gwala</td><td>02</td></tr><tr><td>Umgungundlovu</td><td>02</td></tr><tr><td>Ugu</td><td>0</td></tr><tr><td>Total finalised with feedback reports</td><td>17</td></tr><tr><td>Outstanding</td><td>02</td></tr></table>	District	Number of Referrals	Ethekwini South	03 01 outstanding , referred on 08-03-16	Ethekwini North	02	Ilembe	01	Uthukela	02	Amajuba	02	Umzinyathi	01 Outstanding , referred on 09-02-16	Zululand	01	UThungulu	01	UMkhanyakude	01	Harry Gwala	02	Umgungundlovu	02	Ugu	0	Total finalised with feedback reports	17	Outstanding	02
District	Number of Referrals																																	
Ethekwini South	03 01 outstanding , referred on 08-03-16																																	
Ethekwini North	02																																	
Ilembe	01																																	
Uthukela	02																																	
Amajuba	02																																	
Umzinyathi	01 Outstanding , referred on 09-02-16																																	
Zululand	01																																	
UThungulu	01																																	
UMkhanyakude	01																																	
Harry Gwala	02																																	
Umgungundlovu	02																																	
Ugu	0																																	
Total finalised with feedback reports	17																																	
Outstanding	02																																	

KEY SERVICE	SERVICE BENEFICIARY	CURRENT STANDARD	DESIRED STANDARDS	ACTUAL ACHIEVEMENT 2015/16
		2014/15	2015/16	
		Develop Marketing plan of VEP services through community dialogues, OSS, print and electronic media.(Consultation and Information)	50% compliance to marketing of VEP services	785 placards and 3000 reflector jackets with VEP messages were procured.
		Development of referral mechanism for White Door Shelters and DSD Services	100% compliance to the referral mechanism for White Door Shelters and DSD Services	A referral mechanism is in place for White Door Centres in Ethekwini South.
		Customize VEP talking books for the visually impaired to include provincial contact details.	200 customized talking books	National DSD procured talking books and these were received by the Province and distributed during the Disability Parliament.
		Electronic and print information brochure on the internet on VEP programmes	Ensure displaying of electronic and print information brochure on the DSD website on VEP programmes in English and IsiZulu.	No electronic and print media were availed for the website.
		COURTESY		
		Documented and displayed admission and complaints procedures per service offices, facilities, shelters and NPO's	100% compliance with displayed admission and complaints procedures per service offices, facilities, shelters and NPO's	100% Shelters and NPO's are compliant with regards to admissions and complaints procedures.
		Keep Reportable incident registers per service offices, facilities, shelters and NPO's	100% compliance with the maintenance of the reportable incident registers	Shelters are compliant with incident registers.
		Ensure VEP Coordinators and Officials to wear name tags.	50% compliance with the wearing of name tags	There is at least 50% compliance with the wearing of name tags.
		Develop capacity building of frontline staff on telephone etiquette	60 officials capacitated on telephone etiquette	To be facilitated in the new financial year
		Capacity building of officials on code of conduct and ethics (Obtain baseline from HR)	60 officials capacitated on code of conduct and ethics	240 Social Workers were trained on code of conduct and ethics from April to July 2015.
		Implementation of the client satisfaction survey	100% implementation of the client satisfaction survey in EThekweni Metro	The VEOPAR system has been piloted in EThekweni Metro since October 2015 which includes the client satisfaction survey.
		Establishment of the Provincial Gender Based Violence Command Centre	Implementation of the Gender Based Violence Command Centre	The National Department of Social Development has indicated that provinces should desist from establishing own command centres, there should be one command center in the country. National recommended that DSD should strengthen the response on the ground so that Social Workers are able to respond effectively.

KEY SERVICE	SERVICE BENEFICIARY	CURRENT STANDARD	DESIRED STANDARDS	ACTUAL ACHIEVEMENT 2015/16
		2014/15	2015/16	
				A report on the national concerns regarding provincial command centres has been compiled and submitted for further guidance.
		INFORMATION		
		Develop and Disseminate information during Commemoration of calendar dates a) Child Protection Week b) Victims' Rights Week c) Restorative Justice Week d) Human Trafficking week e) 16 Days of Activism on No Violence Against Women and Children f) Annual campaign on Social Ills	Awareness raising and commemoration of calendar dates a) Child Protection Week b) Victims' Rights Week c) Restorative Justice Week d) Human Trafficking week e) 16 Days of Activism on No Violence Against Women and Children f) Annual campaign on Social Ills	Concept papers were developed for each calendar event and shared with Districts in order to inform their plans for commemoration of the calendar events.
		Translation of Sexual Offences and Domestic Violence pamphlets into braille.	100 Translated Sexual Offences and Domestic Violence pamphlets into braille	No pamphlets were translated into braille.
		Capacity building of officials on disability mainstreaming	80 officials capacitated on disability mainstreaming	No officials were trained on Disability mainstreaming.
		Electronic and print information brochure on the internet on VEP programmes	Ensure displaying of Electronic and print information brochure on the DSD website on VEP programmes in English and IsiZulu.	No electronic and print media were availed for the website.
			200 talking books available for people with disabilities	National DSD procured 200 talking books and these were received by the Province and distributed during the Disability Parliament.
			Develop 100 copies of information Brochure printed in large print and in braille.	
		Standardized organograms at service offices and facilities	Ensuring 100% compliance with displayed organograms at service offices and facilities.	80% compliance with displayed organograms at service offices and facilities.
		Capacitated officials on : ✓ Trauma Counselling ✓ Gender Based ✓ Violence ✓ Human Trafficking ✓ Sexual Offenses ✓ Domestic violence	300 VEP officials capacitated	478 officials were capacitated on VEP

KEY SERVICE	SERVICE BENEFICIARY	CURRENT STANDARD	DESIRED STANDARDS	ACTUAL ACHIEVEMENT 2015/16
		2014/15	2015/16	
		Provide input into the Department newsletter and inter/intranet on a quarterly basis	Provide input into the Department newsletter and inter/intranet on a quarterly basis	No input was made
		OPENNESS AND TRANSPARENCY		
		Documented and displayed rights and responsibilities of victims in all DSD offices and facilities.	Document and display rights and responsibilities in isiZulu, English, Afrikaans, Sesotho and isiXhosa of victims to ensure 100% compliance.	At least 50 % compliance noted.
		Input into annual report for the Department on achievements and provide feedback to focus group and stakeholders.	Input into annual report for the Department on achievements	Input provided on achievements
		Bi-monthly facilitation and attendance at Programme 2-5 and District Management meetings to discuss progress reports	Bi-monthly facilitation and attendance at Programme 2-4 and District Management meetings to discuss progress reports	There is compliance with attendance at Programme 2-4 and District Management meetings.
		Develop a tool to consult with service recipients on services received	Obtain input from service users on services received	No tool developed to consult service recipients.
		Displayed office organogram at service offices and VEP funded organizations	100% compliance of displayed office organogram	Organograms are available at VEP funded Organisations
		REDRESS/DEALING WITH COMPLAINTS		
		Provide input into the review of the Service Commitment Charter	Provide input into the review of the Service Commitment Charter	No input was made.
		Develop complaints procedure in line with reviewed Service Commitment Charter	Amend complaints procedure in line with reviewed Service Commitment Charter	No input was made
		Provision of Suggestion/feedback boxes at service offices, facilities, VEP funded organizations and Provincial office	Ensure compliance in the effective utilization of the suggestion / feedback boxes	VEP funded organizations have feedback mechanisms in place.
		Provide input into the development of a client satisfaction survey for the Department	Ensure compliance in the utilization of the client satisfaction survey	No input was made
		Analyze the trends of complaints received on a monthly basis.	Analysis of complaints received and feedback provided on a monthly basis	No participation in analysis of complaints.
		Provide written acknowledgement of receipt of complaint within 5 days ,intervene and respond within 30 working days	100% compliance with acknowledgement, intervention and response to complaints.	There is compliance at funded VEP sites

KEY SERVICE	SERVICE BENEFICIARY	CURRENT STANDARD	DESIRED STANDARDS	ACTUAL ACHIEVEMENT 2015/16
		2014/15	2015/16	
		Keep feedback registers on complaints received in shelters , service offices and facilities	100% compliance with maintenance of feedback registers	There is compliance at funded VEP sites
		VALUE FOR MONEY		
		Provide input into the MEC Budget Speech on an annual basis and provide progress on commitments on a quarterly basis.	Provide input into the MEC Budget Speech on an annual basis and provide progress on commitments on a quarterly basis.	Input is provided as required.
		Ensure that 27 VEP shelters and NPO's are providing services in line with funded deliverables as outlined in the Service Level Agreements.	Ensuring that 30 VEP shelters and NPO's are providing services in line with funded deliverables	These were monitored during the monitoring and evaluation visits that were facilitated.
		Financial and Risk Management training provided to 27 funded NPOs and VEP coordinators.	Financial Management training provided to 30 funded NPOs and VEP coordinators	No training was provide but feedback is provided to organizations on financial and risk management during monitoring and evaluation by the Province, district, service offices and Finance Monitors.
		Monthly analysis of expenditure reports for under/over expenditure and verification of payments	Monthly analysis of expenditure reports for under/over expenditure and verification of payments	Expenditure reports are analyzed on a monthly basis.
		Monitoring and evaluation of 27 registered and funded VEP organization.	30 registered and funded VEP service sites monitored.	Fourteen (14) Monitoring and Evaluation visits were facilitated.
		TIME		
		17 VEP shelters 10 and NPO claims processed within 30 days.	17 registered and funded VEP shelters and 10 NPO's VEP claims processed.	Claims are not always processed timeously.
		COST		
		Funding of VEP shelters@ R62 per women per day per attendance.	Funding of VEP shelters @ R63 per women per day per attendance.	There was compliance in respect of claims being processed at R63 per women per day per attendance.
		Payment of Stipend for shelter officials, subsidy for Social Worker and Admin Official.	100% compliance with payment.	There was compliance with payment of stipends. There are no Social Workers employed at Shelters in Uthukela and Amajuba.
		HUMAN RESOURCES		
		02 provincial coordinator ✓ 12 VEP district coordinators ✓ 01 VEP coordinator per Service office required.	100 officials dedicated to VEP programme: ✓ 1 Senior Manager. ✓ 02 provincial coordinators. ✓ 12 cluster programme managers. ✓ 12 district coordinator ✓ 73 VEP coordinator (1 per Service office).	The Provincial VEP component operates with one Senior Manager, one Social Work Policy Manager and one Policy developer.

KEY SERVICE	SERVICE BENEFICIARY	CURRENT STANDARD	DESIRED STANDARDS	ACTUAL ACHIEVEMENT 2015/16
		2014/15	2015/16	
		ENCOURAGING INNOVATION AND RECOGNIZING EXCELLENCE		
		Motivate shelters and service offices to comply with Batho Pele principles in line with VEP.	Pilot implementation of Batho Pele Principles in the shelters for abused women in two districts.	No progress made in the implementation of the Batho Pele principles but shelters do comply with standard operating procedures.
		Provide input into the development of a standardized procedure to reward innovation and excellence for service offices and NPO's	Compliance with the procedure to reward innovation and excellence for service offices and NPO's	There was no participation regarding the procedure to reward innovation and excellence for service offices and NPO's.
		Rewarding best practice service offices, NPO's and individuals with a token, letter of appreciation or a trophy.	Reward best practice service offices , NPOs and individuals	Appreciation is conveyed to VEP organizations for services and achievements.
		LEADERSHIP & STRATEGIC DIRECTION		
		Develop VEP business plans with high level implementation plan aligned to the Budget Speech imperatives and State of the Province address	Ensure 100% alignment of district VEP business plan with Provincial plan and ensure implementation.	VEP business plan is in place and was implemented and evaluated on a quarterly basis.
		Facilitation ,participation and provision of reports for the following meetings:- ✓ Provincial Programme 2-5 ✓ District management meetings ✓ District and Local Task team meetings (OSS)	100% compliance to attendance , participation and provision of reports for the following meetings:- ✓ Provincial Programme 2-5 ✓ District management meetings ✓ District and Local Task team meetings(OSS)	Reports were provided
		Co-ordination of Provincial VEP Forum	100% compliance in co-ordination of Provincial VEP meeting in line with integrated VEP policy document	All Provincial VEP Meetings held on a quarterly basis as follows:- • 12 May 2015 • 11 August 2015 • 10 November 2015 • 09 February 2016
		Co-ordination of Local VEP Forums	Increase the number of local VEP Forums to 35 (8% increase)	A database of 34 Local VEP Forums is in place, however there is a challenge with attendance by stakeholders.
		SERVICE DELIVERY IMPACT		
Develop a mechanism/tool to assess the impact of VEP services to all service users.	Implement tool to assess impact of VEP services to all service users.	A tool has not been developed.		

KEY SERVICE	SERVICE BENEFICIARY	CURRENT STANDARD	DESIRED STANDARDS	ACTUAL ACHIEVEMENT 2015/16
		2014/15	2015/16	
		Provision of reports on achievements by service offices , VEP funded organizations in interventions of OSS (War rooms)	Provision of reports on achievements by service offices , VEP funded organizations in interventions of OSS (War rooms)	District reports are availed.

Service Delivery Information Tool

Current/actual information tools	Actual achievements	Comments
Radio talk shows		
SABC radio (Ukhozi FM/Lotus FM)	<ul style="list-style-type: none"> • Minimum of 2 promos a month • Minimum of 2 live crossing a month • Talkshows (fortnightly) 	The purpose of the radia talk shows is to provide information about the programmes and projects of the Department.
Igagasi FM	<ul style="list-style-type: none"> • 2 promos • 2 live crossings • Minimum of 2 interviews a month 	
Flyers and Phamphlets	<ul style="list-style-type: none"> • 500 000 	Flyers and pamphlets are used to provide specific information on the programmes of the Department.
Provincial Media: Simama	<ul style="list-style-type: none"> • Minimum of two articles weekly 	Simama is a newsletter for the KZN Provincial Government

Complaints mechanism

Call centre	Actual achievements	Comments
The department has established a call centre which is open for 8 hours on daily basis. The toll free number for the call centre is 033-264 3000/1/2/3. We are also available at www.kzndsd.gov.za	number of calls received) = 426	426 is the total number of complaints received telephonically as well as walk ins
	(number of complaints resolved) = 317	The outstanding 109 that remain open due to extension order delays.

2.2 Organisational environment

As at the 31st March 2016, the KZN Department of Social Development had a total of 3 660 permanent officials in its employ. Of this number, females constitute 75% of the workforce whilst males constitute 25%. At the Senior Management level however, males constitute 56% and females 44%, this indicates a decrease in the number of females in Senior Management level from 51%. The recruitment and selection processes should categorically therefore be biased towards the employment of women into Senior Management level positions.

The department of Social Development has to a large extent young staff. Seven hundred and sixty two (762) of the total staff is between the ages of 20 – 29; one thousand four hundred and eighty five (1 485) of the staff is between the ages of 30 - 39; eight hundred and fifty one (851) of the staff are between the ages of 40 – 49; four hundred and sixty one (461) of the staff are between the ages 50 – 59 and seventy (70) of the staff are between the ages of 60 and above.

The large number of employees are at level 7 (1,641) followed by those at level 5 (657) and level 6 (249).

Social work was declared a scarce skill in 2007 and as a consequence, the sector established a social work scholarship programme. Substantial progress has been made in this respect and as at the 31st March 2016, the department had 1 825 approved Social Work posts of which 1 489 of these posts are filled. However, in order for the department to render its services more effectively, 2 919 posts are recommended. A 63% increase in the Social Work post establishment. The Department did not experience any labour unrest during the year.

2.3 Key policy developments and legislative changes

There were no major policy and legislative changes that affected the operations of the department during the financial year under review. As indicated at the previous Financial Year report the budget for the 2014/2015 MTEF Period was reduced by 1 % as a result of the census 2011 population statistic report

3. STRATEGIC OUTCOME ORIENTED GOALS

GOAL STATEMENT	STRATEGIC GOAL	LINKS TO OTHER PLANS, GOALS, OBJECTIVES AND OUTCOMES			
		NATIONAL DEVELOPMENT PLAN	MEDIUM STRATEGIC FRAMEWORK 2014-2019	SOCIAL DEVELOPMENT SECTOR SUB-OUTCOME	KZN PROVINCIAL GROWTH AND DEVELOPMENT PLAN
Improved governance and management in social development	Improve overall strategic management and support services for the department to enhance the delivery of social development services	Chapter 13: Building a capable state Chapter 14: Promoting accountability and fighting corruption	Outcome 12: An efficient, effective and development oriented public service and an empowered, fair and inclusive citizenship	Sub-outcome 1: A reformed social welfare sector and services Sub-outcome 5: Optimal systems to strengthen coordination, planning, monitoring and evaluation of social protection services	Strategic Goal 6: Governance and policy Strategic Objective 6.1: Strengthen policy, strategy coordination and IGR Strategic Objective 6.2: Build government capacity. Strategic objective 6.3: Promote participative, facilitative and accountable governance
Improved social welfare services	Improve access to and quality of social welfare services to vulnerable groups to enhance their social well-being and social functioning	Chapter 10: Promoting health Chapter 11: Social protection Chapter 12: Building safer communities	Outcome 2: A long and healthy life for all South Africans. Outcome 3: All people in South Africa are and feel safe. Outcome 13: An inclusive and responsive social protection system.	Sub-outcome 3: Strengthened community development interventions Sub-outcome 4: Deepened social assistance.	Strategic Goal 3: Human and Community Development. Strategic Objective 3.1 Poverty alleviation and social welfare. Strategic Objective 3.3 Enhance sustainable food security in KZN Strategic Objective 3.6 Advance social capital.
Expanded child and family care	Increase access to and quality of child and family care and support services to promote social cohesion	Chapter 9: Improving education, innovation and training. Chapter 11: Social protection.	Outcome 1: Improved quality of basic education. Outcome 2: A long and healthy life for all South Africans.	Sub-outcome 2: Improved provision (quality and access) of Early Childhood Development	Strategic Goal 3: Human and Community Development. Strategic Objective 3.1 Poverty alleviation and social welfare

GOAL STATEMENT	STRATEGIC GOAL	LINKS TO OTHER PLANS, GOALS, OBJECTIVES AND OUTCOMES			
		NATIONAL DEVELOPMENT PLAN	MEDIUM STRATEGIC FRAMEWORK 2014-2019	SOCIAL DEVELOPMENT SECTOR SUB-OUTCOME	KZN PROVINCIAL GROWTH AND DEVELOPMENT PLAN
		Chapter 12: Building safer communities.	Outcome 3: All people in South Africa are and feel safe Outcome 13: An inclusive and responsive social protection system.	services for children aged 0-4. Sub-outcome 4: Deepened social assistance.	Strategic Objective 3.3 Enhance sustainable food security in KZN. Strategic Objective 3.6 Advance social capital.
Reduced incidences of substance abuse and social crime	Improve the delivery of developmental social crime prevention and anti-substance abuse services to promote social cohesion	Chapter 11: Social protection	Outcome 13: An inclusive and responsive social protection system. Outcome 2: A long and healthy life for all South Africans. Outcome 3: All people in South Africa are and feel safe.	Sub-outcome 4: Strengthened community development interventions	Strategic Objective 3: Human and Community Development. Strategic Objective 3.1 Poverty alleviation and social welfare. Strategic Objective 3.3 Enhance sustainable food security in KZN. Strategic Objective 3.6 Advance social capital.
Increased participation of communities in development agenda	Facilitate the empowerment of communities to enable them to participate in their own development	Chapter 11: Social protection Chapter 3: Economy and employment Chapter 6: Inclusive rural economy	Outcome 13: An inclusive and responsive social protection system. Outcome 4: Decent employment and inclusive economic growth. Outcome 5: Skilled and capable workforce to support inclusive growth path. Outcome 7: Vibrant, equitable, sustainable rural communities with food security for all.	Sub-outcome 4: Strengthened community development interventions	Strategic Objective 3: Human and Community Development Strategic Objective 3.1 Poverty alleviation and social welfare Strategic Objective 3.3 Enhance sustainable food security in KZN Strategic Objective 3.6 Advance social capital

4. PERFORMANCE INFORMATION BY PROGRAMME

The activities of the Department of Social Development (Vote 13) are organized in the following three programmes and sub-programmes:

Programme One: Administration

Sub Programme : Office of the MEC
Sub Programme : Corporate Services
Sub Programme : District Management

Programme Two: Social Welfare Services

Sub Programme : Management and Support
Sub Programme: Services to Older Persons
Sub Programme: Care and Services to Older Persons
Sub Programme : Services to Persons with Disabilities
Sub Programme: HIV and AIDS
Sub Programme : Social Relief

Programme Three: Children and Families

Sub Programme : Management and Support
Sub Programme : Care and Support services to Families
Sub Programme : Child Care and Protection Services
Sub Programme : ECD and Partial Care
Sub Programme : Child and Youth Care
Sub Programme : Community Based care and services to children

Programme Four: Restorative Services

Sub Programme: Management and Support
Sub Programme: Social Crime Prevention and Support
Sub Programme: Victim Empowerment
Sub Programme: Substance Abuse, Prevention, Treatment and Rehabilitation

Programme Five: Development and Research

Sub Programme: Management and Support
Sub Programme: Community Mobilization
Sub Programme: Institutional Capacity building and support for NPOs
Sub Programme: Poverty Alleviation and Sustainable Livelihoods
Sub Programme: Community Based Research and Planning
Sub Programme: Youth Development
Sub Programme: Women Development
Sub Programme: Population and Policy Promotion.

4.1 PROGRAMME ONE: ADMINISTRATION

Programme 1: Administration

Purpose: To provide strategic management and support services at all levels of the Department:

<i>Key Performance Indicator</i>	<i>Actual Achievement 2014/15</i>	<i>Planned Target for 2015/16</i>	<i>Actual achievement 2015/16</i>	<i>Deviations from planned Target to Actual Achievement 2015/16</i>	<i>Comments on all deviations</i>
OFFICE OF THE MEC: Strategic Objective: To manage administrative and strategic support services to the MEC.					
Ministerial Support Services Operational Plan.	Developed and Implemented the Operational Plan for the MECs Office. Security and Stakeholder Services Management fully implemented.	Annual Report 2015/16	Developed and Implemented the Operational Plan for the MECs Office. Security and Stakeholder Services Management fully implemented.	No Deviation from planned output.	No deviation.
Corporate Management Services					
Strategic Objective: To provide effective administrative and social development services					
Head of Department Executive support Operational Plan	Annual Report 14/15	Annual Report 15/16	Annual Report 15/16	No deviation from the planned output.	No deviation
Strategic Objective: To manage the provision of integrated social welfare and community development services					
Social welfare and community development services support Operational Plan.	Annual Report 14/15	Annual Report 15/16	Annual Report 15/16	No deviation from the planned output.	No deviation
Strategic Objective: To provide effective financial and human resource management services					
Number of social worker bursary holders	New	2880	2234	-646	-22.43%. The target was not reached due to inaccurate targeting.

Key Performance Indicator	Actual Achievement 2014/15	Planned Target for 2015/16	Actual achievement 2015/16	Deviations from planned Target to Actual Achievement 2015/16	Comments on all deviations
that graduated in this year					
Number of social worker bursary holder graduates employed by DSD	New	1561	1303	-258	-16.53%. The target was not reached due to inaccurate targeting.
Number of social worker bursary holder graduates employed by NPOs	New	5	-	-5	Target not reached. No social work bursary holders employed by NPOs.
Number of EPWP work opportunities created.	New	12258	14476	+2218	18%. Overachievement due to the intensification and implementation of the intergrated plan on ECD.
Number of EPWP workers on learner ship programmes	New	400	164	-236	-59%. Underachievement due to delays in the validation of learnership contracts by the Services SETA and the Validation and auditing was completed in May 2016
Management Performance Assessment Tool implemented	New	Implementation Reports	Implementation Reports	No deviation	No deviation.

Key Performance Indicator	Actual Achievement 2014/15	Planned Target for 2015/16	Actual achievement 2015/16	Deviations from planned Target to Actual Achievement 2015/16	Comments on all deviations
Strategic Objective: To manage and facilitate the provision of organizational risk management and Assurance services.					
Risk Management and Assurance services Operational Plan.	Risk Management Reports submitted	Risk Management Plan Monitored	Risk Management Plan Monitored	No deviation from planned target	None
Strategic Objective: To provide integrated planning, monitoring and reporting.					
An approved 5 year Strategic Plan.	Departmental Strategic Plan 2010 – 2015 implemented	Departmental Strategic Plan 2015 - 2020	Departmental Strategic Plan 2015 – 2020 implemented	No deviation from planned target	None
Approved Annual Performance Plan	Annual Performance plan 2014/15 implemented	Annual Performance Plan 2015/16	Annual Performance Plan 2015/16 implemented	No deviation from planned target	None
Quarterly Performance Reports.	Quarterly Performance Reports produced.	Quarterly Performance Reports produced.	Quarterly Performance Reports produced.	No deviation from planned target	None
Approved Annual Report	Annual Report 2014/15 submitted	Annual Report 2015/16	Annual Report 2015/2016 submitted	No deviation from planned target	None
Annual Evaluation Reports.	New	Annual Evaluation Reports	Two evaluation were completed (Report on financial monitors and Intergrated Plan of meetings)	No deviation from planned target	None

Key Performance Indicator	Actual Achievement 2014/15	Planned Target for 2015/16	Actual achievement 2015/16	Deviations from planned Target to Actual Achievement 2015/16	Comments on all deviations
Strategic Objective: To render corporate support services to all programmes through the effective, efficient, economical and transparent use of resources of the department					
Reviewed IT Corporate Governance framework.	Information Technology Strategy implemented	Reviewed IT governance framework	Reviewed governance Framework in place	No deviation from planned target	None
Approved procedure for the signing of Service Level Agreements and contracts.	New	Approved procedure for the signing of Service Level Agreements and contracts.	Not Achieved	This will be achieved in 2016/2017 financial year.	There was no reporting template in place for this financial period.
Quarterly Reports for Service Delivery Improvement Plan	Service Excellence Awards. Approved Service Delivery Improvement Plan.	Quarterly Reports for Service Delivery Improvement Plan	Not Achieved	This will be achieved in 2016/2017 financial year.	There was no reporting template in place for this financial period.
District Management Services: Strategic Goal: To integrate, coordinate and manage service delivery at district offices.					
District Operational Plan Implemented.	District Management Strategy implemented	District Operational Plan 2014/15	District Operational Plan implemented	No Deviation from planned target	None

PROGRAMME EXPENDITURE: PROGRAMME 1

	2015/16			2014/15		
Administration	Final Appropriation	Actual Expenditure	(Over)/Under Expenditure	Final Appropriation	Actual Expenditure	(Over)/Under Expenditure
	R'000	R'000	R'000	R'000	R'000	R'000
Office of the MEC	13 344	10 932	2 412	16 078	10 962	5 116
Corporate Management Services	220 735	212 662	8 073	183 841	213 622	(29 781)
District Management	285 967	295 554	(9 587)	253 149	286 734	(33 585)
Total	520 046	519 148	898	453 068	511,318	(58 250)

4.2 Programme 2: SOCIAL WELFARE SERVICES

Purpose: The purpose of Social Welfare Services programme is to provide integrated developmental social welfare services to the poor and vulnerable in partnership with stakeholders and civil society organizations. The programme consists of the following sub-programmes, namely, Management and Support, Services to Older Persons, Services to Persons with Disabilities, HIV and AIDS and Social Relief

MANAGEMENT AND SUPPORT: Strategic Objectives: To render effective management and support services for Social Welfare Services

<i>Key Performance Indicator</i>	<i>Actual Achievement 2014/15</i>	<i>Planned Target for 2015/16</i>	<i>Actual Achievement for 2015/16</i>	<i>Deviation from planned target to actual achievement 2015/16</i>	<i>Comments on all deviations</i>
MANAGEMENT AND SUPPORT: Strategic Objectives: To render effective management and support services for Social Welfare Services.					
Comprehensive Database for Social Welfare services in the Province.	New	Database for Social Welfare services	Database for Social Welfare services in place.	No deviation from planned output.	No deviation
% vacant funded posts filled.	Annual Assessment conducted	Report on % vacant funded posts filled.	Report on funded posts available	No deviation from planned output.	No deviation
Professional Development Plan for Social Work professionals.	New	Report on Professional Development Plan for Social Work professionals	Report on Professional Development of Social Work Professionals available.	No deviation from the planned output	No deviation
Functional Management structures.	New	Reports on functioning of management structures	One functional structure in place	No deviation from planned output.	No deviation
Proof of Professional Registration	New	100 percent of registration of professional.	100 percent of registration of professional.	No deviation from planned output.	No deviation

Key Performance Indicator	Actual Achievement 2014/15	Planned Target for 2015/16	Actual Achievement for 2015/16	Deviation from planned target to actual achievement 2015/16	Comments on all deviations
MANAGEMENT AND SUPPORT: Strategic Objectives: To render effective management and support services for Social Welfare Services.					
Records of leadership management forums	New	Minutes of the Programmes Two to Four Meetings	Minutes of the Programmes Two to Four Meetings available.	No deviation from planned output.	No deviation

SERVICES TO OLDER PERSONS

Strategic Objective: To provide care and support social welfare services to older persons. The achievements for 2015/16 financial year are as follows:

Key Performance Indicator	Actual Achievement 2014/15	Target for 2015/16	Actual preliminary output for 2015/16	Actual validated output for 2015/16	Deviation from planned target to actual achievement 2015/16	Comments on all deviations
No. of funded residential facilities for Older Persons.	New	45	45	45	No Deviation	No deviation
No. of older persons accessing funded residential facilities.	2 319	2 858	2988	2989	+131	(+4.6%) Less than 5% deviation
No. of older persons accessing community based care and support services	17 876	23 306	23807	23877	+571	(+2.4%) Less than 5% deviation

SERVICES TO PERSONS WITH DISABILITIES

Strategic Objective: To provide developmental social welfare services to persons with disabilities. The achievements for 2015/16 financial year are as follows:

Key Performance Indicator	Actual Achievement 2014/15	Target for 2015/16	Actual preliminary output for 2015/16	Actual validated output for 2015/16	Deviation from planned target to actual achievement 2015/16	Comments on all deviations
Number of funded residential facilities for persons with disabilities	New	17	21	17	No deviation	No deviation
Number of persons with disabilities accessing funded residential facilities.	929	976	1184	1175	+199	(+20.3%) Over achievement due to inaccurate targeting and more demand for the service.
Number of persons with disabilities accessing services in funded protective workshops.	2 142	2 404	2458	2469	+65	(+2.7%) Less than 5% deviation deviation Over achievement due to inaccurate targeting and more demand for the service.

HIV AND AIDS

Strategic Objectives: To provide integrated care and support services to persons affected and infected by HIV and AIDS. The achievements for 2015/16 financial year are as follows

Key Performance Indicator	Actual Achievement 2014/15	Target for 2015/16	Actual preliminary output for 2015/16	Actual validated output for 2015/16	Deviation from planned target to actual achievement 2015/16	Comments on all deviations
Number of organizations trained on Social and Behaviour Change Programmes	316	316	318	318	+2	(+0.6%). Deviation is less than 5 %
Number of beneficiaries receiving Psychosocial Support Services	95 850	39 558	46216	46700	+7142	(+18%) Target overachieved due to intensified performance review sessions.

SOCIAL RELIEF

Strategic Objectives: To provide emergency relief to distressed individuals and households. The achievements for 2015/16 financial year are as follows:

Key Performance Indicator	Actual Achievement 2014/15	Target for 2015/16	Actual preliminary output for 2015/16	Actual validated output for 2015/16	Deviation from planned target to actual achievement 2015/16	Comments on all deviations
Number of beneficiaries who benefited from Social Relief of Distress programmes	37 206	37 434	35982	36480	-954	(-2.5%) Deviation less than 5%.

PROGRAMME EXPENDITURE : PROGRAMME 2

Social Welfare Services	2015/16			2014/15		
	Final Appropriation	Actual Expenditure	Over/Under Expenditure	Final Appropriation	Actual Expenditure	Over/Under Expenditure
Management Support	168 936	138 101	30 835	192 017	230 494	(38 477)
Services to Older Persons	158 657	151 062	7 595	111 277	116 060	(4 783)
Service to Persons with Disabilities	125 774	129 166	(3 392)	81 223	80 583	640
HIV & AIDS	211 864	202 211	9 653	116 293	158 161	(41 868)
Social Relief	13 653	14 316	(663)	13 053	17 955	(4 902)
Total	678 884	634 856	44 028	513 863	603 253	(89 390)

4.3 PROGRAMME THREE: CHILDREN AND FAMILIES

The purpose of this programme is to provide comprehensive child and family care and support services to communities in partnerships with stakeholders and civil society organizations. The programme has five sub-programmes, namely, Care and Support services to Families, Child Care and Protection services, ECD and partial care, Child and Youth Care Centres and Community based care services to children.

MANAGEMENT AND SUPPORT

PURPOSE: This sub-programme provides for the payment of salaries and administration cost of the management and support staff providing services across all sub-programmes of this programme.

<i>Key Performance Indicator</i>	<i>Actual Achievement 2014/15</i>	<i>Planned Target for 2015/16</i>	<i>Actual Achievement for 2015/16</i>	<i>Deviation from planned target to actual achievement 2015/16</i>	<i>Comments on all deviations</i>
MANAGEMENT AND SUPPORT Strategic Objectives: To render effective management and support services for children and families.					
% vacant funded posts filled.	The Department has 94% posts filled as at the end of March 2015.	Progress report on vacant funded posts filled.	Progress Report available	No deviation from planned output	The filling of posts is ongoing.
Comprehensive Database for children and family services in the Province.	Database for children and family services	Database for children and family services	Database for children and family services	No deviation from planned output.	No deviation
Professional Development Plan for Social Work professionals.	Report on Professional Development Plan for Social Work professionals	Report on Professional Development Plan for Social Work professionals	Report on Professional Development Plan for Social Work professionals	No deviation from planned output.	No deviation
Functional Management structures.	Reports on functioning of management structures	Reports on functioning of management structures	Reports on functioning of management structures	No deviation from planned output.	No deviation

CARE & SERVICES TO FAMILY

Strategic Objective: To provide developmental social welfare services to families. The achievements for 2015/16 financial year are as follows:

Key Performance Indicator	Actual Achievement 2014/15	Target for 2015/16	Actual preliminary output for 2015/16	Actual validated output for 2015/16	Deviation from planned target to actual achievement 2015/16	Comments on all deviations
No. of families participating in family preservation programmes	31 041	11 997	17573	17638	+5641	(+47%). Overachievement due to intensified performance review sessions and understanding of family preservation programme by officials
No. of family members reunited with their families	1856	1 215	1500	1509	+294	(+24%) Overachievement due to intensified performance review sessions and implementation of guidelines for reunification services
No. of families participating in the parenting programme	36648	15 641	24571	24620	+8979	(+57.4%) Overachievement due to intensified performance review sessions and integration with other programme.

CHILD CARE AND PROTECTION

Strategic Objective: To provide developmental social welfare services to children in need of care and protection. The achievements for 2015/16 financial year are as follows:

Key Performance Indicator	Actual Achievement 2014/15	Target for 2015/16	Actual preliminary output for 2015/16	Actual validated output for 2015/16	Deviation from planned target to actual achievement 2015/16	Comments on all deviations
Number of orphans and vulnerable children receiving Psychosocial Support Services	20 113	39 209	43256	43333	+4124	(+10.5%) Overachievement due to intensified performance review sessions.
Number of children awaiting foster care placement.	New	9 102	5287	5317	-3784	(-41.5%) Under achievement due to a decrease in the number of clients demanding the service and delays in application of Regulation 56 of the Children's Act (advertisements for whereabouts of parents)
Number of children placed in foster care	50 458	16 819	12978	13155	-3664	(-21.7%) Under achievement due to a decrease in the number of clients demanding the service and delays in receipt of unabridged birth certificates.

ECD AND PARTIAL CARE

Strategic Objective: To improve access to ECD and partial care services. The achievements for 2015/16 financial year are as follows:

Key Performance Indicator	Actual Achievement 2014/15	Target for 2015/16	Actual preliminary output for 2015/16	Actual validated output for 2015/16	Deviation from planned target to actual achievement 2015/16	Comments on all deviations
Number of fully registered ECD sites	2 386	1 020	1107	1107	+87	(+8.5%) Over achieved due to the intensified implementation of the intergrated plan for the ECDs and capacity building on ECD registration
Number of partially registered ECD sites	New	1 620	1495	1494	-126	(-7.7%) Underachieved due to slow process of the registration of partially registered ECD Sites and challenges experienced with CPR registration
Number of partially registered ECD sites that become fully registered	New	403	233	237	-166	(-41.1%) Underachieved due to slow process of the registration of fully registered partial ECD Sites and challenges experienced with CPR registration .
Number of children between 0-5 years	77 546	74 282	77568	78162	+3880	(+5%) Deviation less than 5%.

Key Performance Indicator	Actual Achievement 2014/15	Target for 2015/16	Actual preliminary output for 2015/16	Actual validated output for 2015/16	Deviation from planned target to actual achievement 2015/16	Comments on all deviations
accessing registered ECD programmes						
Number of registered partial care sites (excluding ECD)	18	42	38	38	-4	(-9.5%) Underachieved due to slow process of the registration of fully registered partial ECD Sites and challenges experienced with CPR registration and Health Clearance reports .
Number of children accessing registered partial care sites (excluding ECD)	33	899	778	771	-128	(-14.2%) Under achievement due to inaccurate targeting and Health Clearance reports
Number of subsidized children accessing registered ECD sites	New	94 169	97665	97474	+3305	(+3.5%) Deviation less than 5%
Number of subsidized children accessing registered ECD programmes	New	63 230	61110	61325	-1905	(-3%) Deviation less than 5%

CHILD AND YOUTH CARE CENTRES

Strategic Objective: To provide alternative care services for orphaned and vulnerable children The achievements for 2015/16 financial year are as follows:

Key Performance Indicator	Actual Achievement 2014/15	Target for 2015/16	Actual preliminary output for 2015/16	Actual validated output for 2015/16	Deviation from planned target to actual achievement 2015/16	Comments on all deviations
Number of funded child and youth care centres	New	73	71	71	-2	(-2.7%) Deviation less than 5%
Number of children in need of care and protection in funded Child and Youth Care Centres	New	4 259	3888	3887	-372	(-8.7%) Under achievement due to inaccurate targeting and less demand for the service.
Number of children in need of care and protection placed in funded Child and Youth Care Centres	3 507	1 662	1331	1389	-273	(-16.4%) Under achievement due to inaccurate targeting and less demand for the service.

COMMUNITY BASED CARE SERVICES FOR CHILDREN

Strategic Objective: To provide community-based care services for children. The achievements for 2015/16 financial year are as follows:

Key Performance Indicator	Actual Achievement 2014/15	Target for 2015/16	Actual preliminary output for 2015/16	Actual validated output for 2015/16	Deviation from planned target to actual achievement 2015/16	Comments on all deviations
Number of children accessing Drop-in Centres	8 599	8 633	10514	10554	+1921	(+22.2%) Over achieved due to the intensification of the implementation of the Community Based Care Services for Children Programme
Number of CYCW trainees who received training through the Isibindi model	1 809	2 361	2317	2341	-20	(0.8%). Less than 5% deviation Deviation was due to drop outs

Key Performance Indicator	Actual Achievement 2014/15	Target for 2015/16	Actual preliminary output for 2015/16	Actual validated output for 2015/16	Deviation from planned target to actual achievement 2015/16	Comments on all deviations
Number of children accessing services through the Isibindi model	8 209	30 347	24375	24375	-5972	(-19.6%) Underachievement due to inaccurate targeting. Dropouts contributed to target not being achieved

PROGRAMME EXPENDITURE: PROGRAMME 3

Children and Families	2015/16			2014/2015		
	Final Appropriation	Actual Expenditure	(Over)/Under Expenditure	Final Appropriation	Actual Expenditure	(Over)/Under Expenditure Error! Bookmark not defined.
Management and Support	91 500	69 072	22,428	368 846	359 537	9 309
Care & Services to Family	9 271	12 710	(3,439)	5 611	6 058	(447)
Child Care and Protection	330 049	326 448	3,601	201 763	161 578	40 185
ECD and Partial Care	366 704	374 016	(7,312)	219 108	243 352	(24 244)
Child and Youth Care Centres	132 168	133 757	(1,589)	72 236	93 978	(21 742)
Community Based Care Services for Children	109 405	90 148	19,257	102 079	44 397	57 682
Total	1 039 097	1 003 914	35,183	969 643	908 900	60 743

PROGRAMME FOUR: RESTORATIVE SERVICES

The purpose of this programme is to provide integrated developmental social crime prevention and anti-substance abuse services to the most vulnerable in partnership with stakeholders and civil society organisations. The programme consist of the following sub-programmes, namely, Management and Support, Social Crime Prevention and Support, Victim Empowerment programme and Substance Abuse, Prevention, Treatment and Rehabilitation.

MANAGEMENT AND SUPPORT

PURPOSE: The objective of the sub-programme is to provide for the payment of salaries and administration cost of the management and support staff providing services across all sub-programmes of this programme.

Strategic Objective: To render effective management and support services for restorative services. The achievements for 2015/16 financial year are as follows:

<i>Key Performance Indicator</i>	<i>Actual Achievement 2014/15</i>	<i>Planned Target for 2015/16</i>	<i>Actual Achievement for 2015/16</i>	<i>Deviation from planned target to actual achievement 2015/16</i>	<i>Comments on all deviations</i>
MANAGEMENT AND SUPPORT Strategic Objectives: To render effective management and support services for restorative services..					
Capacitated staff	Staff Capacitated.	Capacitated staff	Staff Capacitated.	No deviation from planned output.	No deviation
Compliance to professional code of conduct and ethics.	Progress report on compliance to professional code of conduct and ethics submitted.	Progress report on compliance to professional code of conduct and ethics.	Progress report on compliance to professional code of conduct and ethics submitted.	No deviation from planned output.	No deviation
% vacant funded posts filled.	The Department has 94% posts filled as at the end of March 2015.	Progress report on vacant funded posts filled.	Progress Reports available	No Deviation from planned output.	The filling of posts is ongoing.
Approved operational plan	Approved Business Plans in place.	Approved Business Plans	Approved Business Plans in place.	No deviation from planned output.	No deviation
Quarterly performance reports.	Quarterly reports submitted.	Quarterly reports	Quarterly reports submitted.	No deviation from planned output.	No deviation

Key Performance Indicator	Actual Achievement 2014/15	Planned Target for 2015/16	Actual Achievement for 2015/16	Deviation from planned target to actual achievement 2015/16	Comments on all deviations
MANAGEMENT AND SUPPORT Strategic Objectives: To render effective management and support services for restorative services..					
Comprehensive Database for restorative services in the Province.	Database for restorative services.	Database for restorative services.	Database for restorative services.	No deviation from planned output.	No deviation
Professional Development Plan for Social Work professionals.	Report on Professional Development Plan for Social Work professionals	Report on Professional Development Plan for Social Work professionals	Report on Professional Development Plan for Social Work professionals	No deviation from planned output.	No deviation
Functional Management structures.	Reports on functioning of management structures	Reports on functioning of management structures	Reports on functioning of management structures	No deviation from planned output.	No deviation

CRIME PREVENTION AND SUPPORT

Strategic Objective: To provide social crime prevention and. The achievements for 2015/16 financial year are as follows:

Key Performance Indicator	Actual Achievement 2014/15	Target for 2015/16	Actual preliminary output for 2015/16	Actual validated output for 2015/16	Deviation from planned target to actual achievement 2015/16	Comments on all deviations
Number of children in conflict with the law	3 895	4 276	2523	2526	-1750	(-40.9) Underachievement due to a lower demand for this service.
Number of children in conflict with the law assessed.	3895	3651	3785	3823	+172	(+4.7) Less than 5% deviation

Key Performance Indicator	Actual Achievement 2014/15	Target for 2015/16	Actual preliminary output for 2015/16	Actual validated output for 2015/16	Deviation from planned target to actual achievement 2015/16	Comments on all deviations
Number of children in conflict with the law in secure care centres.	New	474	347	349	-125	(-26.3) Under achievement due to lower demand of this service.
Number of children in conflict with the law awaiting trial in secure care centres.	1 488	445	347	349	-96	(-21.5%) Under achievement due to lower demand of this service
Number of sentenced children in secure care centres.	New	6	5	5	-1	(-17%) Under achievement due to lower demand of this service and the diversion programmes.
Number of children in conflict with the law referred to diversion programmes.	1 282	1 132	1075	1098	-34	(-3%) Deviaton less than 5%.
Number of children in conflict with the law who completed diversion programmes.	883	1 075	880	894	-181	(-16.8%) Under achievement due to slow processes in the implementation of the diversion program.
Number of stakeholders capacitated on the Integrated Social Crime Prevention Strategy	New	1 839	2986	2976	+1137	(+61.8%) Over achievement due to inaccurate targeting and the intensification of the performance review process.

VICTIM EMPOWERMENT

Strategic Objective: To provide psychosocial services to victims of crime and violence. The achievements for 2015/16 financial year are as follows:

Key Performance Indicator	Actual Achievement 2014/15	Target for 2015/16	Actual preliminary output for 2015/16	Actual validated output for 2015/16	Deviation from planned target to actual achievement 2015/16	Comments on all deviations
Number of funded VEP service sites	4 389	28	26	27	-1	(-3.5%) Less than 5% deviation.
Number of victims of crime and violence in funded VEP service sites	4 389	892	1694	1713	+821	(+92%) Over-achievement due to increase awareness on the VEP services and White Door Centres of Hope.
Number of victims of crime and violence receiving psycho social support	12 404	5 853	9495	9813	+3960	(+67.6%) Over achievement due to inaccurate targeting and the intensification of the performance review process and increased awareness on VEP services and White Door Centres of Hope.
Number of human trafficking cases identified	New	13	17	17	+4	(+30.7%) Over achievement due to inaccurate targeting and the intensification of the performance review process and capacity building on Human Trafficking.

Key Performance Indicator	Actual Achievement 2014/15	Target for 2015/16	Actual preliminary output for 2015/16	Actual validated output for 2015/16	Deviation from planned target to actual achievement 2015/16	Comments on all deviations
Total number of victims of human trafficking victims identified.	New	15	20	20	+5	(+33.3%) Over achievement due to inaccurate targeting and the intensification of the performance review process. and capacity building on Human Trafficking.
Number of human trafficking victims who accessed social services.	New	13	20	20	+7	(+53.8%) Over achieved due to inaccurate targeting and the intensification of the performance review process. and capacity building on Human Trafficking.

SUBSTANCE ABUSE, PREVENTION AND REHABILITATION

Strategic Objective: To provide developmental social welfare services to persons, families and communities dependent and affected by Substance Abuse..The achievements for 2015/16 financial year are as follows

Key Performance Indicator	Actual Achievement 2014/15	Target for 2015/16	Actual preliminary output for 2015/16	Actual validated output for 2015/16	Deviation from planned target to actual achievement 2015/16	Comments on all deviations
Number of children 18 years and below reached through drug prevention programmes	28 175	26 740	38555	39234	+12494	(+46.7%) Over achieved due to inaccurate targeting and the intensification of the performance review process.
Number of people (19 and above) reached through	14 944	18 092	23724	24164	+6072	(+33.5%) Over achieved due to inaccurate

Key Performance Indicator	Actual Achievement 2014/15	Target for 2015/16	Actual preliminary output for 2015/16	Actual validated output for 2015/16	Deviation from planned target to actual achievement 2015/16	Comments on all deviations
drug prevention programmes						targeting and the intensification of the performance review process.
Number of service users who accessed in-patient treatment services at funded treatment centres	1 121	1 117	1322	1321	+204	(+18.2%) Over achieved due to inaccurate targeting and the intensification of the performance review process.
Number of service users who accessed out-patient based treatment services	1 639	967	1445	1477	+510	(+52.7%) Over achieved due to inaccurate targeting and the intensification of the performance review process.

PROGRAMME EXPENDITURE: PROGRAMME 4

Restorative Service				2014/2015		
	Final Appropriation	Actual Expenditure	(Over)/Under Expenditure	Final Appropriation	Actual Expenditure	(Over)/Under Expenditure
Management and Support	34,443	57,623	(23,180)	126 205	113 888	12 317
Crime Prevention and Support	132,516	117,619	14,897	82 143	56 786	25 357
Victim Empowerment	35,079	28,277	6,802	26 848	16 102	10 746
Substance Abuse, Prevention and Rehabilitation	82,912	79,823	3,089	47 261	44 182	3 079
Total	284,950	283,062	1,888	282 457	230 958	51 499

PROGRAMME FIVE: DEVELOPMENT AND RESEARCH

The purpose of this programme is to provide sustainable development programmes which facilitate empowerment of communities, based on empirical research and demographic information. The programme consists of the following sub-programmes, namely, Management and Support, Community Mobilisation, Institutional capacity building and support for NPOs, Poverty Alleviation and Sustainable Livelihoods, Community Based Research and Planning, Youth Development, Women Development and Population Policy Promotion.

Management and Support

The objective of the sub-programme is to provide for the payment of salaries and administration cost of the management and support staff providing services across all sub-programmes of this programme..

Strategic Objective: To render effective management and support services for Development and Research. The achievements for 2014/15 financial year are as follows:

<i>Key Performance Indicator</i>	<i>Actual Achievement 2014/15</i>	<i>Planned Target for 2015/16</i>	<i>Actual Achievement for 2015/16</i>	<i>Deviation from planned target to actual achievement 2015/16</i>	<i>Comments on all deviations</i>
MANAGEMENT AND SUPPORT Strategic Objectives: To render effective management and support services for Development and Research					
% of vacant funded posts filled.	New	Progress report on vacant funded posts filled.	The Department has 94% posts filled as at the end of March 2015.	6% deviation	The filling of posts is ongoing.
Comprehensive Database for Community Development projects in the Province.	Database for Community Development projects.	Database for Community Development projects.	Database for Community Development projects.	No deviation from planned output.	No deviation
Professional Development Plan for Community Development Workers.	Report on Professional Development Plan for Community Development workers.	Report on Professional Development Plan for Community Development workers.	Report on Professional Development Plan for Community Development workers.	No deviation from planned output.	No deviation
Functional Management structures.	Reports on functioning of management structures	Reports on functioning of management structures	Reports on functioning of management structures	No deviation from planned output.	No deviation

COMMUNITY MOBILISATION

Strategic Objective: To promote effective and sustainable community networks. The achievements for 2015/16 financial year are as follows:

Key Performance Indicator	Actual Achievement 2014/15	Target for 2015/16	Actual preliminary output for 2015/16	Actual validated output for 2015/16	Deviation from planned target to actual achievement 2015/16	Comments on all deviations
Number of people reached through community mobilization programmes	42 123	44 414	68 141	68 363	+23 949	(+53.9%) Over achieved due to inaccurate targeting and the intensification of the performance review process.

INSTITUTIONAL CAPACITY BUILDING AND SUPPORT FOR NPOS:

Strategic Objective: To provide effective support to Non-Profit Organisations (NPOs). The achievements for 2015/16 financial year are as follows:

Key Performance Indicator	Actual Achievement 2014/15	Target for 2015/16	Actual preliminary output for 2015/16	Actual validated output for 2015/16	Deviation from planned target to actual achievement 2015/16	Comments on all deviations
Total number of funded NPOs.	New	3 091	3142	3124	+33	(+1%) Less than 5% deviation
Number of NPOs capacitated	New	4 496	5950	5979	+1483	(+32.9%) Over-achievement due to unplanned trainings rendered by National Department.
Number of funded CBOs.	New	33	3	3	-30	(-90.9%) Under-achievement due to dependency on other stakeholders for the department to achieve this indicator.
Number of CBOs trained	New	31	55	56	+25	(+80.6%) Over achieved due to incorrect targeting and the intensification of the performance review process.

POVERTY ALLEVIATION AND SUSTAINABLE LIVELIHOODS:

Strategic Objective: To alleviate poverty through sustainable effective community development initiatives. The achievements for 2015/16 financial year are as follows:

Key Performance Indicator	Actual Achievement 2014/15	Target for 2015/16	Actual preliminary output for 2015/16	Actual validated output for 2015/16	Deviation from planned target to actual achievement 2015/16	Comments on all deviations
Number of poverty reduction initiatives supported	New	382	532	531	+149	(+39%) Over achieved due to roll out of the Poverty eradication Masterplan
Number of people benefitting from poverty reduction initiatives	New	3 375	6003	6104	+2729	(+80.8%) Over achieved due to roll out of the Poverty eradication Masterplan within which are the Community Nutrition and Development Centers (CNDCs)
Number of households accessing food through DSD food security programmes	13 015	9 479	8043	7985	-1494	(-15.7%) Under Achieved due to exclusion of households within the Household and Community Based Care Centres (HCBCs) which were initially interpreted as to be accounted within this indicator
Number of people accessing food through DSD feeding programmes (centre based)	50 533	21599	22536	22485	+886	(4.1%) Less than a 5% deviation

COMMUNITY BASED RESEARCH AND PLANNING

Strategic Objective: To provide reliable information on households and communities for effective social interventions.. The achievements for 2015/16 financial year are as follows:

Key Performance Indicator	Actual Achievement 2014/15	Target for 2015/16	Actual preliminary output for 2015/16	Actual validated output for 2015/16	Deviation from planned target to actual achievement 2015/16	Comments on all deviations
Number of households profiled	15 081	9 504	11749	11780	+2276	(+23.9%) Over achieved due to Cabinet resolution to profile areas affected by Malnutrition (Nongoma and iNkandla)
Number of communities profiled in a ward	455	1 066	1119	1125	+59	(+5.5%) Over achieved due to the partnership with the Ethekwini municipality and the additional communities profiled following the xenophobic attacks.
Number of community based plans developed	377	785	924	878	+93	(+11.8%) Over achieved due to the partnership with the Ethekwini municipality and the additional communities developing plans following the xenophobic attacks.

YOUTH DEVELOPMENT

Strategic Objective: To provide an integrated and sustainable youth development services through skills development and social behavioural change programmes.. The achievements for 2015/16 financial year are as follows:

Key Performance Indicator	Actual Achievement 2014/15	Target for 2015/16	Actual preliminary output for 2015/16	Actual validated output for 2015/16	Deviation from planned target to actual achievement 2015/16	Comments on all deviations
Number of youth development structures supported	New	352	493	487	+135	(+38.3%) Over achieved due to inaccurate targeting and the intensification of the performance review process.
Number of youth participating in National Youth Service Programme.	1 650	2 044	2357	2377	+333	(+16.29%) Over achieved due to inaccurate targeting and the intensification of the performance review process.
Number of youth participating in skills development programmes	3 427	3 826	7373	7417	+3591	(+93.85%) Over achieved due to inaccurate targeting and the intensification of the performance review process.
Number of youth participating in youth mobilization programmes	1 034	16 135	27525	27691	+11556	(+71.6%) Over achieved due to inaccurate targeting and the intensification of the

Key Performance Indicator	Actual Achievement 2014/15	Target for 2015/16	Actual preliminary output for 2015/16	Actual validated output for 2015/16	Deviation from planned target to actual achievement 2015/16	Comments on all deviations
						performance review process.

WOMEN DEVELOPMENT

Strategic Objective: To provide capacity building and socio economic empowerment opportunities for women.. The achievements for 2015/16 financial year are as follows:

Key Performance Indicator	Actual Achievement 2014/15	Target for 2015/16	Actual preliminary output for 2015/16	Actual validated output for 2015/16	Deviation from planned target to actual achievement 2015/16	Comments on all deviations
Number of women participating in empowerment programmes	New	4 932	10439	10461	+5529	(+112%) Over achieved due to inaccurate targeting and the intensification of the performance review process.

POPULATION POLICY PROMOTION

Strategic Objective: To promote population policy implementation for evidence based planning.. The achievements for 2015/16 financial year are as follows:

Key Performance Indicator	Actual Achievement 2014/15	Target for 2015/16	Actual preliminary output for 2015/16	Actual validated output for 2015/16	Deviation from planned target to actual achievement 2015/16	Comments on all deviations
Number of population capacity development sessions conducted	New	10	15	16	+6	(+60%) Over achievement due to inaccurate targeting.
Number of individuals who participated in population	New	500	463	522	+22	(+4.4%) Deviation less than 5 %

Key Performance Indicator	Actual Achievement 2014/15	Target for 2015/16	Actual preliminary output for 2015/16	Actual validated output for 2015/16	Deviation from planned target to actual achievement 2015/16	Comments on all deviations
capacity development sessions						
Number of Population Advocacy, Information, Education and Communication (IEC) activities implemented	New	50	51	51	+1	(+2%) Deviation less than 5 %
Number of Population Policy Monitoring and Evaluation reports produced	New	1	1	1	No Deviation	No Deviation
Number of research projects completed	2	3	10	10	+7	(+233%) Over achievement due to inaccurate targeting and increased demand for research.
Number of demographic profile projects completed	2	5	10	10	+5	(+100%) Over achievement due to inaccurate targeting and increased demand for research.

PROGRAMME EXPENDITURE: PROGRAMME 5

Development and Research	2015/2016			2014/2015		
	Final Appropriation	Actual Expenditure	(Over)/Under Expenditure	Final Appropriation	Actual Expenditure	(Over)/Under Expenditure
Management and Support	93,704	122,610	(28,906)	153 150	176 785	(23 635)
Community Mobilisation	1,500	759	741	1 070	208	862
Institutional Capacity Building and Support for NPOs	53,031	15,114	37,917	53 010	6 790	46 220
Poverty Alleviation and Sustainable Livelihoods	8,559	6,280	2,279	11 037	16 586	(5 549)
Community Based Research and Planning	1,758	50	1,708	1 681	-	1 681
Youth Development	22,620	20,329	2,291	42 089	27 771	14 318
Women Development	5,344	1,850	3,494	4 600	1 416	3 184
Population Policy Promotion	3,757	2,385	1,372	3 592	1 422	2 170
Total	190,273	169,377	20,896	270 229	230 978	39 251

5.1. Payments to public entities

The Department of KZN Social Development has no public entities under its control.

5.2. Transfer payments to all organisations other than public entities

Information provided under Annexure A: Transfers to Non-Profit Organisations.

1. CONDITIONAL GRANTS

6.1. Conditional grants and earmarked funds paid

The table below describes each of the conditional grants and earmarked funds paid by the department.

Conditional Grant 1: EPWP INCENTIVE GRANT

Department/ Municipality to whom the grant has been transferred	KZN Social Development
Purpose of the grant	Payment to Community Care Givers under the HCBC programmes for Department of Social Development
Expected outputs of the grant	Number of community care givers engaged in the Expanded Public Works Programme.
Actual outputs achieved	Payment to Community Care Givers under the HCBC programmes for Department of Social Development
Amount per amended DORA	N/A
Amount transferred (R'000)	R 3 000 000
Reasons if amount as per DORA not transferred	N/A
Amount spent by the department/ municipality (R'000)	R 3 000 000
Reasons for the funds unspent by the entity	N/A
Monitoring mechanism by the transferring department	Community Care Givers are monitored through service offices throughout the Province of KZN.

2. Donor Funds Received

The Department has disclosed the gifts, donations and sponsorships received of R86 000.

8. Capital investment

8.1 Maintenance and Asset Management Plan

The Department has a programme for Infrastructure Development and Property Management addressing the following key areas:

- Operation and maintenance of the service offices and existing social development facilities.
- Rehabilitation and upgrading of existing offices and facilities.
- Construction of new offices and centres
- Completion of projects that were put on hold due to the shortage of funds
- Construction of Early Childhood Development centre. This is a priority function and supports programmes delivered through Non Profit organizations and funded by the Department.
- Construction of the Youth development centres
- Property management (Acquisitions and hiring)

Budget allocation:	2015/16	2016/17	2017/18
Capital	R135,881	R135,754	R148,487
Current	R17,057	R17,961	R18,859

Through this programme the Department made progress towards addressing the challenges at 20 offices identified as the worst in KZN. This includes offices that were served with prohibition notices:

OFFICE	CHALLENGE	PROGRESS
Ndwedwe	Structural and safety	Project at tender stage, anticipated site handover date is , R16m allocated
Pinetown	Overcrowding	Focusing on general maintenance, under review
KwaMashu Service Office	Overcrowding, safety	Moved to a leased building in December 2015.
Harding	Dilapidated structures and overcrowding	Moved to a leased building in October 2015
New Hanover	Structural and overcrowding	R8m spent upgrading; complete
Babanango	Overcrowding	Project at design stage, anticipated site handover date is R9,5 million
Mondlo	served with prohibition notices:	Notice lifted through general maintenance. Have identified the new site. The planning for construction of new offices will start in the 16/17 Financial year
Vryheid	Overcrowding	General maintenance.
Hlabisa	Overcrowding and park homes condition	Moved to the new offices, R17m, completed.
KwaNgwanase	Overcrowding and safety	Moved to the new offices, R20m

Greytown	Old building too small	Moved to leased building
Osizweni	Overcrowding and unsuitability	Project for Construction of New Offices is at design stage, R42 m allocated planning include SASSA. Project is delayed by SASSA not confirming funding for this project.
Utrecht	Overcrowding	Moved to the leased facilities
Charlestown	Overcrowding, park homes	Moved to the new building, R19m
Kranskop	Overcrowding	At design stage, R9, 5m allocated, anticipated to go to site in August 2016.
Gamalakhe	Temporary accommodation	Construction of new offices has started on the 12 February 2016, the anticipated completion date is 12 February 2017.
Impendle	Unprepared site and no waiting area	Upgrade and additions undertaken and completed R1m. Project for New offices is under planning.
UMzimkhulu	Temporal served with prohibition notice	Under construction 5% complete. Anticipated completion date is March 2017.
Vulindlela	Bad condition, overcrowding	General maintenance,
Hlanganani	Unprepared site and overcrowding, no waiting area	At design stage, anticipated date for site handover is 30 June 2016 , R17m allocated
EThekweni South service office	Building condemned	Moved to new premises; Part of the shared EThekweni Government garage project. The project is anticipated to be advertised in June 2016 and construction to start in January 2017.
Lower Umfolozi/Ngwelezane office	Structural issues, safety and overcrowding	Moved to new premises. Old building will be renovated, Renovations anticipated to start in July 2016.

The following projects were completed during this period:

	Project name	Municipality	Budget
1	Inkanyezi Service Office: Upgrades and additions	uMlalazi	R15,639
2.	Greenfields Place of Safety : Rehabilitations & Refurbishments	uMshwathi	R22,489
3.	Excelsior Place of Safety : Rehabilitation and Refurbishments	eThekweni	R6, 979
4	Newcastle School of Industries: Upgrades and additions	Newcastle	R36,724
5.	KwaBadala Old Age Home: New Staff Accommodation	Nkandla	R18, 590
6.	Blaauwbosch Youth Development Centre and ECD	Newcastle	R25, 285
7.	Mandeni Service Office	Mandeni	R19 329

Apart from these projects, repairs and maintenance projects were successfully undertaken at more than 100 Offices and facilities where R17m was spent.

During 15/16 financial year the Department was able to complete the construction of a number of office building and community facilities projects; namely: the refurbishment of KwaBadala Elderly Care centre at Nkandla, Newcastle School of industries for children, Greenfields Place of Safety, Inkanyezi/Eshowe service office, Obuka/Ntambanana office, Usuthu/Nongoma Youth and early childhood development centre, Mandeni Service office, Blaauwbosch/Newcastle Youth centre and others.

This year the Department will ensure completion of 14 early childhood development centres including the three at Okhahlamba/Bergville area, Franklin/Kokstad, Ezimbokodweni/Mbumbulu, Mondlo/Abaqulusi, Mtshongweni/Nquthu, Esinamfini/Maphumulo, Inchanga/EThekweni, Jerusalem/Mtubatuba, Lindokuhle/Hlabisa, Oshabeni and in other different areas. We will also be providing office accommodation for our most needy areas like UMzimkhulu, Greytown, Harding, KwaMashu, Mbazwana, Gamalakhe/Hibiscus Coast, Camperdown, Ndumo/Jozini Inkululeko Development of the community service centre, Children, Youth and Elderly day care centres. The Department has also committed funding amount to R28m for the development of Cwaka/Msinga Inkululeko Developm

During this year the Department will also kick-start new constructions of offices at Babanango, Kranskop, Ndwedwe, Bulwer and upgrading a number of them like in Maphumulo, Ezakheni and Inanda. This year will also witness the improvement of state facilities for the care of children at Valleyview, Oceanview and Umlazi Place of Safety, the Madadeni rehabilitation and the Osizweni handicraft centre. ent projects comprising of the similar facilities to those being completed at Ndumo.

Infrastructure projects	2015/16			2013/2014		
	Final Appropriation R'000	Actual Expenditure R'000	(Over)/Under Expenditure R'000	Final Appropriation R'000	Actual Expenditure R'000	(Over)/Under Expenditure R'000
New and replacement assets	102 100	59 620	42 480	125 115	103 820	21 295
Existing infrastructure assets						
- Upgrades and additions	13 781	31 221	(17 440)	36 347	41 069	(4 722)
- Rehabilitation, renovations and refurbishments	20 000	11 151	8849	0	38 101	(38 101)
- Maintenance and repairs	17 057	17035	22	34 414	25 853	8 561
Infrastructure transfer						
- Current						
- Capital						
Total	152 938	119 027	33911	195 876	208 843	(12 967)

INFRASTRUCTURE PLAN

The table below provides progress on projects carried out during the year under review

Project name	District Municipality Area	Local Municipality Area	Detailed Project Description	Project status	Type of structure	Implementing Agent	Project duration		Project Cost		Expenditure 15/16	Budget 15/16
							Date Start	Date Finish	At Start	At completion		
Kwashukela Service Centre	UMkhanyakude	Jozini	New Service Centre Construction	Project completed, expenditure for professional fees and final account	Fixed	IDT	23/05/11	23/06/13	16 917	16 917	265	1294
Hlabisa Service Office	UMkhanyakude	Hlabisa	New Office Construction	Project completed, expenditure for professional fees and final account	Fixed	IDT	02/04/11	21/08/13	16 685	16 685	618	618
Emanyiseni Service Centre	UMkhanyakude	Umhlabuyalingana	New Service Centre Construction	Project completed, expenditure for professional fees and final account	Fixed	IDT	07/04/11	30/07/13	17 035	17 035	-	1241
Obuka Service Office	UThungulu	Ntambanana	New Office Construction	Project completed, expenditure for professional fees and final account Project at construction stage	Fixed	IDT	08/05/11	30/11/13	12 633	12 633	518	758
KwaNgwanase Service Office	UMkhanyakude	Umhlabuyalingana	New Office Construction	Project completed, expenditure for professional fees and final account	Fixed	IDT	19/04/11	31/10/13	19 964	19 964	180	267
Nkunzana Service Centre	Zululand	Nongoma	New Service Centre Construction	Project completed, expenditure for	Fixed	IDT	01/04/11	31/08/13	15 058	15 058	501	750

Project name	District Municipality Area	Local Municipality Area	Detailed Project Description	Project status	Type of structure	Implementing Agent	Project duration		Project Cost		Expenditure 15/16	Budget 15/16
							Date Start	Date Finish	At Start	At completion		
				professional fees and final account.								
Godlwayo Service Centre	Zululand	Phongolo	New Service Centre Construction	Project completed, expenditure for professional fees and final account	Fixed	IDT	05/05/11	31/01/14	15 110	15 110	-	0
Osuthu Youth Development Centre	Zululand	Nongoma	New Construction of Youth Development Centre	Project completed, expenditure for professional fees and final account	Fixed	IDT	12/04/11	30/09/13	16 109	16 109	24	24
Inkanyiso ECD	Zululand	Ulundi	New Construction of the ECD	Project completed, expenditure for professional fees and final account	Fixed	IDT	01/04/11	31/11/13	5 380	5 380	-	0
Tete ECD (Zamazama)	UMkhanyakude	Umhlabuyalingana	New Construction of the ECD	Project completed, expenditure for professional fees and final account	Fixed	IDT	01/04/11	21/08/13	5 883	5 883	407	440
Bhekabantu ECD	UMkhanyakude	Umhlabuyalingana	New Construction of the ECD	The project is anticipated to be completed by end August 2016	Fixed	IDT	01/04/11	31/01/14	6 089	6 089	343	749
Inkosi Simakade Mchunu Service Centre	UMzinyathi	Msinga	New Service Centre Construction	Project completed, expenditure for professional fees and final account	Fixed	IDT	01/04/11	30/05/13	12 139	12 139	449	968
Charlestown Service Office	Amajuba	Newcastle	New Office Construction	Project completed, expenditure for professional fees and final account	Fixed	IDT	21/04/11	30/08/13	18 835	18 835	597	948
Inkosi Hlatshwayo Service Centre	UMzinyathi	Nquthu	New Service Centre Construction	Project completed, installation expenditure for installation of generators	Fixed	IDT	01/04/11	31/07/13	12 994	12 994	406	440
Busy Bee ECD	UMzinyathi	Umvoti	New Construction of the ECD	Project completed, expenditure for professional fees and final account	Fixed	IDT	01/04/11	31/10/13	6 147	6 147	0	469

Project name	District Municipality Area	Local Municipality Area	Detailed Project Description	Project status	Type of structure	Implementing Agent	Project duration		Project Cost		Expenditure 15/16	Budget 15/16
							Date Start	Date Finish	At Start	At completion		
Sinqobile ECD	UMzinyathi	Umvoti	New Construction of the ECD	Project completed, expenditure for installation of generators	Fixed	IDT	01/04/11	31/08/13	5 955	5 955	427	440
Mandeni Service Office	ILembe	Mandeni	New office Construction	Project is 95% complete, awaiting electricity connection.	Fixed	IDT	01/04/11	21/11/13	18 329	18 329	1116	1093
Zakhe ECD	EThekwin Metro	EThekwin Metro	New Construction of the ECD	Project completed, expenditure for professional fees and final account	Fixed	IDT	01/04/11	31/08/13	5 910	5 910	23	0
Riverside Service Centre	Harry Gwala District	UMzimkhulu	New Service Centre Construction	Project completed, expenditure for professional fees and final account	Fixed	IDT	16/04/11	31/08/13	10 450	10 450	162	163
Kwadambuza Youth Development Centre	UMgungundlovu	Msunduzi	New Construction of the Youth Development Centre	Project completed, expenditure for professional fees and final account	Fixed	IDT	10/05/11	02/02/14	26 988	26 988	880	1068
Excelsior Place of Safety	EThekwin Metro	EThekwin Metro	Upgrade and additions	Project completed, expenditure for professional fees and final account	Fixed	IDT	31/01/14	31/08/13	6 979	6 979	340	718
UMzimkhulu Service Office	Harry Gwala District	UMzimkhulu	Acquisition of 12 unit office Park home, fencing, ablutions, waiting area. Guard house and parking	Construction	Fixed	DPW	08/04/14	31/03/16	31000	31000	0	4000
Inkulueko: Elderly Day-care Centre	UMkhanyakude	Jozini	Construction of New Elderly Day care centre	Construction	Fixed	DPW	30/09/15	01/07/16	8765	8764	596	2 800
Indumo: ECD	UMkhanyakude	Jozini	Construction of Early Childhood Development Centre	Construction	Fixed	DPW	31/08/15	01/05/16	7238	7238	443	3400
Indumo: Community Service Centre/ one stop	UMkhanyakude	Jozini	Construction of Service Centre	Design	Fixed	DPW	22/10/14	22/03/16	18385	18385	8932	11066

Project name	District Municipality Area	Local Municipality Area	Detailed Project Description	Project status	Type of structure	Implementing Agent	Project duration		Project Cost		Expenditure 15/16	Budget 15/16
							Date Start	Date Finish	At Start	At completion		
Indumo: Youth Care Centre	UMkhanyakude	Jozini	Ndumo Rehabilitation project	Design	Fixed	DPW	13/08/15	02/05/16	8817	8817	2903	2 400
Osizweni Service Office	Amajuba	Newcastle	Construction of New offices	Design	Fixed	DPW	13/07/16	01/01/18	55372	55372	2802	2500
Babanango Service Office	Zululand	Nkandla	Construction of New Service Office	Planning	Fixed	IDT	01/09/16	01/09/17	9,500	9 500	26	500
Kranskop Service Office	UMzinyathi	Umvoti	Construction of new offices	Planning	Fixed	IDT	01/09/16	01/09/17	9500	9500	0	500
KwaSwayimane ECD and Elderly Centre	UMgungundlovu	UMshwathi	Construction of ECDC and Elderly Centre	Completed	Fixed	IDT	08/04/14	31/03/15	18 000	22734	271	1856
Gamalakhe Service Office	UGu	Hibiscus Coast	Construction of a new service office	Construction	Modular Building	IDT	12/02/16	12/02/17	15995	15 995	1 933	1 900
Inkanyezi ECD	aBaqulusi	aBaqulusi	Construction of new ECDC	Construction	Fixed	IDT	15/05/16	31/03/17	5 700	5 700	-	478
Blaawbosch Youth Development Centre	Amajuba	Newcastle	Construction of new ECDC and Youth Centre	Construction	Fixed	IDT	08/04/14	31/03/15	25428	25428	12782	13 000
Mtshongweni ECD- Nquthu	Mzinyathi	Nquthu	Construction of new ECDC	Construction	Fixed	IDT	08/04/15	31/04/16	5 700	5 700	2562	4000
Escourt ECD	UThukela	Mtshezi	Construction of ECDC	Project put on hold	Fixed	IDT	08/04/14	31/03/15	5 700	5 700	-	0
Bambani Malota ECD	UThukela	Okhahlamba	Construction of ECDC	Construction	Fixed	IDT	31/04/15	31/03/15	5 700	5 700	2563	3600
Bethany Ora Et Labora ECD	uThukela	Okhahlamba	Construction of ECDC	Construction	Fixed	IDT	31/04/15	31/03/15	5 700	5 700	2396	3600
Lindokuhle ECD	uThukela	Okhahlamba	Construction of ECDC	Planning	Fixed	IDT	31/04/15	31/03/15	5 700	5 700	1568	3600
KwaMashu ECD	eThekwini	eThekwini	Construction of ECDC	Planning	Fixed	IDT	01/09/16	31/06/17	5 700	5 700	109	500
Lions Park Youth Academy	eThekwini	Mkhambathini	Construction of Youth Academy	Planning	Fixed	IDT	01/09/16	31/09/17	18 000	18 000	-	0
Wentworth Youth Development Centre	eThekwini	eThekwini	Construction of Youth Academy	Planning	Fixed	IDT	01/09/16	31/09/17	18 000	18 000	0	0
Esnamfini ECD	Ilembe	Maphumulo	Construction of new ECDC	Construction	Fixed	IDT	08/04/15	31/04/16	5 700	5 700	2 423	3800
Hibiscus Coast Youth Academy	UGu	Hibiscus	Construction of Youth Academy	Design	Fixed	IDT	08/04/17	31/03/18	18 000	18 000	-	0
Impendle Service office	uMgungundlovu	Impendle	Construction of new offices	Planning	Fixed	COEGA	08/10/16	31/03/18	13 000	13 000	-	0
Diamlenze ECD	Amajuba	Madlangeni	Construction of new ECDC	Design	Fixed	COEGA	30/06/16	31/03/17	18 000	18 000	158	2500
Ramaphosa ECD	Amajuba	Dannhauser	Construction of new ECDC	Tender	Fixed	COEGA	30/06/16	31/03/17	5 700	5 700	415	2500

Project name	District Municipality Area	Local Municipality Area	Detailed Project Description	Project status	Type of structure	Implementing Agent	Project duration		Project Cost		Expenditure 15/16	Budget 15/16
							Date Start	Date Finish	At Start	At completion		
Manunu ECD	eThekwini	eThekwini	Construction of new ECDC	Construction	Fixed	COEGA	26/03/15	20/05/16	5 700	5 700	3342	4500
Franklin	Harry Gwala	Kokstad	Construction of new ECDC	Construction	Fixed	COEGA	10/06/15	31/03/16	5 700	5 700	3727	3 000
Ngagane Youth Academy	Amajuba	Newcastle	Construction of Youth Academy	ON HOLD	Fixed	COEGA			18 000	18 000	-	-
Ngobeni ECDC	UMgungundlovu	Msunduzi	Construction of new ECDC	Construction	Fixed	COEGA	19/10/15	17/06/16	5 700	5 700	2412	3 000
Hlanganani Service Office	UMgungundlovu	Msunduzi	Repairs and renovations to the facility	Design stage	Fixed	COEGA	01/11/13	31/03/16	17 000	17 000	0	0
Underberg Service Office	Harry Gwala District	Buhlebezwe	Acquisition of 12 unit park home, ablutions, waiting area, parking	Tender	Park home	DSD	01/05/16	01/08/16	3 000	3 000	0	2800
TOTALS											59620	94248
REHABILITATIONS AND REFURBISHMENTS												
Vuma Development Centre	UThungulu	uMlalazi	Upgrades and Additions to the centre	Oh hold, pending approval of VO3	Fixed	DPW	12/06/13	11/07/16	15 000	33102	5339	8059
Chatsworth Service Office	Durban Metro	eThekwini	Phase 1 :Urgent repairs: to ablution facilities, hot and cold water services, servicing of firefighting equipment	Completed, expenditure for final account	Fixed	DPW	02/10/13	03/08/14	20180	20180	681	843
Newlands park Rehabilitation Centre	Durban Metro	eThekwini	Phase 1 : Urgent repairs: ablution facilities, hot and cold water services, servicing of firefighting equipment	Completed, expenditure for final account	Fixed	DPW	31/09/12	31/10/13	16 000	16 000	321	1200
Kwabadala Old Age	UThungulu	Nkandla	Phase: 2 : Upgrades to residential accommodation	Completed, reached Final Completion on 03 March 2016	Fixed	DPW	25/06/13	14/10/14	14 100	14 100	857	1807
Inkanyezi Service Office	UThungulu	Umlalazi	Upgrades and Refurbishment	Completed	Fixed	DPW	19/02/14	24/06/16	8 500	8 500	1926	2 200
Newcastle school of industries	Amajuba	Newcastle	Hostels and dining hall	Completed	Fixed	DPW	02/02/12	02/12/14	46 000	46 000	2027	500
TOTALS									181 362	181 362	11 151	14609
UPGRADES AND ADDITIONS												

Project name	District Municipality Area	Local Municipality Area	Detailed Project Description	Project status	Type of structure	Implementing Agent	Project duration		Project Cost		Expenditure 15/16	Budget 15/16
							Date Start	Date Finish	At Start	At completion		
Government Garage	Durban Metro	eThekweni	Conversion of garages to offices	Planning	Fixed	DPW	01/04/17	31/03/19	68000	68 000	2009	8000
Rydavale Clinic	Durban Metro	eThekweni	Conversion of clinic to offices	Planning	Fixed	DPW	30/10/16	31/03/18	9500	9500	47	1000
Greenfields POS	UMgungundlovu	Umsunduzi	Rehabilitation of the facility	Completed	Fixed	DPW	26/06/13	30/09/15	22489	22489	12203	11 958
Osizweni Handicraft Centre	Amajuba	Newcastle	Underpinning of foundations and upgrades to ablution facilities	Construction	Fixed	DPW	02/09/13	02/03/15	24430	24430	2136	2500
Madadeni Rehab	Amajuba	Newcastle	Repairs and additions	Construction	Fixed	DPW	12/10/13	06/06/16	39267	39267	12769	9000
Inanda Service Office	Durban Metro	eThekweni	Construction of additional offices	Tender	Fixed	IDT	15/04/16	31/03/17	9500	9500	279	1000
Umlazi Place of Safety	Durban Metro	eThekweni	Major repairs and renovations to the whole facility	Construction	Fixed	IDT	24/10/15	24/10/16	15 000	15 000	1694	1000
Pata Place of safety	UMgungundlovu	Msunduzi	Repairs and renovations to the facility	Planning	Fixed	COEGA	06/07/16	11/08/17	17 000	17 000	-	0
Valley View Place of Safety	Durban Metro	eThekweni	Major repairs and renovations to the whole facility	Tender	Fixed	COEGA	03/05/16	04/05/17	17 000	17 000	0	2800
Ocean View Place of Safety	Durban Metro	eThekweni	Major repairs and renovations to the whole facility	Tender	Fixed	IDT	15/05/16	15/05/17	17 000	17 000	-	1 500
Lower Umfolozi service office	UThungulu	Umlathuze	Major renovations	Tender	Fixed	COEGA	03/05/16	03/11/17	10 000	10 000	61	2 000
Ndwedwe Service Office	ILembe	Ndwedwe	Construction of paving to toilets, access ramps, waiting room and acquisition of an additional offices and parking	Tender	Fixed	COEGA	03/05/16	04/05/17	16 600	16 600	23	2767
Umbombo Service Office	UMkhanyakude	Jozini	Repairs and renovations to the facility	Tender	Fixed	COEGA	09/05/16	03/11/16		7500	-	1500
TOTAL											31 221	45 025
Repairs and maintenance											17035	17057
GRAND TOTAL											119 027	152 936

PART C: GOVERNANCE

1. INTRODUCTION

The Department of Social Development is committed to the maintenance and implementation of acceptable governance and accountability standards in all of its operations by ensuring effective implementation of risk management and internal control services within the Department. In this regard, it has ensured that it has got an updated risk management profile in place and a risk based internal audit plan. The audit and investigation function was performed both by Internal Control Unit in the Department as well as Internal Audit Unit as a shared service provided by Provincial Treasury. Oversight bodies such as Cluster Audit and Risk Committee together with the Office of the Auditor General provided assurance through meetings held quarterly.

2. RISK MANAGEMENT

The Department was able to review, adopt and implement risk management policies and conducted risk assessments. New and emerging risks were identified which led to an updated risk profile for the period. A Risk Management Champions Committee was established to serve as the sub- committee of the Departmental Risk and Fraud Management Committee, with the responsibility of ensuring effective implementation of risk management practices within their functional areas of expertise.

Through Departmental Risk and Fraud Management and Champion's Risk Management Committees, implementation of 119 mitigation strategies/action plans were monitored and evaluated. These were reported to the Cluster Audit and Risk Committee on quarterly basis as per scheduled meetings.

Below is a table depicting Top 20 Risks the department reported on during the reporting period:

NO	RISK NAME	RISK DESCRIPTION	RESIDUAL RISK RATING	MAJOR ROOT CAUSES
1	Performance Information: Accountability	Lack of accountability on performance information.	80 Critical	<ul style="list-style-type: none"> Inadequate understanding and ownership of performance indicators Insufficient / unreliable source document Lack of linkage of performance information and EPMDS Inconsistency of performance information in the strategic plan , annual plan , quarterly performance reports and annual reports.
2	Performance Information: Evaluation Studies	Lack of evaluation studies.	80 Critical	<ul style="list-style-type: none"> Capacity constraints
3	HR: Staff Turnover	High staff turnover.	72 Critical	<ul style="list-style-type: none"> Sustained work pressure due to increased workload Non filling of vacant posts timeously
4	HR: Organizational Structure	Inadequate Auxiliary Services organogram-shortage of staff.	72 Critical	<ul style="list-style-type: none"> Inadequate organogram
5	Disaster Recovery	Inability to recover from disaster.	72 Critical	<ul style="list-style-type: none"> Lack of Business Continuity Plan Lack of IT Disaster Recovery Plan
6	Infrastructure Plan: Implementation	Ineffective implementation of Infrastructure Plan.	72 Critical	<ul style="list-style-type: none"> Inadequate capacity (human resources) Inadequate reporting by implementing agents Delays in processing of payments by KZN Department of Public Works Insufficient funding
7	Asset Management Process: Effectiveness	Ineffective management of fixed assets, inventory, fleet and cell phones.	68 Critical	<ul style="list-style-type: none"> Inadequate structure Lack of standard operation procedures Inadequate inventory management Lack of inventory management policy

8	Data Security	Loss of critical data.	64 Critical	<ul style="list-style-type: none"> Lack of data back- up solution Lack of data back-up hardware
9	Loss of Assets	Theft, damage and misappropriation of assets.	64 Critical	<ul style="list-style-type: none"> Negligence by users Lack of integrity by users Lack of approved assets management policy Ineffective loss control management(reporting) Abuse of state vehicle Lack of integrity by stores controller and insufficient segregation of duties No security policy
10	Families: Care and Support Provision	Inadequate provision of care and support services to families.	60 Major	<ul style="list-style-type: none"> Lack of capacity(specialised knowledge) to deliver services to families Limited number of NGO's to deliver services to families
11	Performance Information: Resources	Under- utilization of the limited resources	60 Major	<ul style="list-style-type: none"> Lack of standardized performance management system (performance information) Setting of unrealistic targets Lack of designated non- financial data coordinators
12	HIV and AIDS: Access to Care and Support	Inadequate access and equitable distribution of care and support of people who are affected and infected with HIV and AIDS throughout the province.	55 Major	<ul style="list-style-type: none"> Shortage of trained staff to deal with HIV and AIDS Inadequate planning
13	Power Supply	Frequent power failure within KZN Department of Social Development buildings.	55 Major	<ul style="list-style-type: none"> Power supply does not commensurate to the need and meeting the demand for growth Faulty electrical wiring (normal and clean power outlets terminated on one circuit breaker)
14	Persons with Disabilities: Shelter	Perpetual keeping of persons with disabilities in government shelters (Enduduzweni Centre for the Blind and Osizweni Handicraft Centre).	55 Major	<ul style="list-style-type: none"> Lack of consensus on the exit strategy Lack of policy relating to skilling and accommodation of persons with disabilities in government institutions
15	Sustainable Livelihood: Program Implementation	Inadequate implementation of programmes for sustainable integrated community development.	55 Major	<ul style="list-style-type: none"> Shortage of human capacity Inadequate community participation Under spending of funds
16	Performance Information: Records Management	Ineffective records Management	48 Major	<ul style="list-style-type: none"> No disciplinary action Inadequate registries Lack of capacity (registry clerks) Improper implementation of filing system Lack of IT filing system
17	Performance Information: Data	Un-useful and non-reliable information.	48 Major	<ul style="list-style-type: none"> Lack of training of staff Inadequate performance management system(performance information) Non integration of performance and records management structures Non adherence to performance standards
18	Fraud: Ghost Employees	Possible ghost employees.	48 Major	<ul style="list-style-type: none"> Inadequate segregation of duties Non-certification of payroll Non-verification of employees (Headcount)

19	Fraud: False Claims	Processing of false claims made by the NGOs for services not rendered.	44 Major	<ul style="list-style-type: none"> • Ineffective/ insufficient implementation of controls • Staff shortages within claims section • Collusion between officials and NGO's • No fully fledged section dealing with transfer payments • No automated system
20	Reporting: Misstatement of Annual Financial Statements	Misstatement of financial statements.	44 Major	<ul style="list-style-type: none"> • Invalid, incomplete and inaccurate financial transactions • Inaccurate reporting of expenditure • Misallocation of financial transactions • Lack of review on information and supporting documentation by Senior Managers • Poor decision making

3. FRAUD AND CORRUPTION

The Department has a Fraud Prevention Strategy/Plan which aims to create, maintain and continuously support a culture within Department where all employees and other stakeholders continuously behave ethically in their dealings with, and or on behalf of Department. The Plan strives to develop and maintain a culture which is intolerant to fraud and corruption. It also encourages employees and other stakeholders to strive for deterrence, prevention and detection of fraud and corruption impacting, or having the potential to impact on Department and achievement of its objectives.

During the year under review, fraud prevention plan document was reduced into a pocket size booklet and has been distributed to eighty percent of the employees of the department and oversight bodies.

In September 2015, the Strategy was launched in a ceremony attended by key stakeholders including civil society, and was marked by the signing of Integrity Pledge by the Member of Executive Council together with all members of Risk and Fraud Management Committee, symbolising a departmental commitment to anti-fraud and anti – corruption. A plan to create anti-fraud and anti- corruption strategy was approved by the Accounting Officer which was rolled out in all four Districts and Head Office. The departmental Integrity Pledge is also recited and signed by each individual employee at the end of each session of the workshop.

All cases of fraud and corruption reported were investigated by either Internal Control Unit of the department or Internal Audit Unit of Provincial Treasury.

4. MINIMISING CONFLICT OF INTEREST

The Department has developed strategies for the identification of areas of conflict of interest. The strategies are as follows:

- All Senior Management Service members sign a financial disclosure form before the end of April every financial year. These are submitted to the Executive Authority for analysis and further submitted to the Public Service Commission as custodians of this function.
- All officials employed in the Supply Chain Management Unit sign a declaration of interest forms and confidentiality agreement.
- At all Bid Committee meetings members of the committee submit declaration of interest.
- All panels for interviews declare conflict of interest before the process begins.

5. CODE OF CONDUCT

The Code of Conduct is implemented in accordance with the directives of the Public Service Commission. The Code of Conduct deals with issues of the relationship between the employee and the employer, the employee and the oversight bodies; the employee and the other employees.

The Department implements the Code of Conduct as part of the five day induction process of all newly appointed employees. During the year under review, all newly appointed staff were subjected to this five day induction process and were trained in the public service code of conduct. All employees have copies of the code for their own perusal.

The following aspects of the code of conduct are maintained by the Department:

- Code of Conduct for the Public Service
- Submission of financial disclosures
- Non-Compliance to the financial disclosure framework.
- Policy on Gifts.
- Remunerative work outside the Public Service.
- Signing of Conflict of Interest Disclosures.
- Departmental Bid Committee Members

6. HEALTH SAFETY AND ENVIRONMENTAL ISSUES

During the period under review an Occupational Health and Safety policy was approved by the Accounting Officer which was published internally with circulars issued to all officials. Trainings, workshops and seminars were held with key officials. The departmental OHS Policy provides specific tools, forms and standard operating procedures for reporting and handling workplace injuries, including first aid and primary health.

Planning

The Department of KZN Social Development has appointed the Senior Manager: Security Services to chair the provincial OHS Committee and has the primary OHS responsibility. He is assisted by 12 district committees and OHS representatives appointed by each office within the Department. He effectively co-chairs the provincial OHS Committee with Human Resources Administration Section.

The OHS committees have adopted annual plans for the roll out of the OHS objectives in the Department, including the departmental OHS Policy requirements.

Implementation

The budget for Occupational Health and Safety are allocated within the Security Services and Human Resources Administration units within the Department, respectively. During the financial period under review the OHS Provincial Committee members were trained. Training was conducted for OHS representatives, members of district OHS committees and administrative officials responsible for OHS functions within each office or workplace in the Department.

Each office or workplace has at least one OHS representative, whilst Head Office and regional or cluster offices have at least two representatives per each workplace.

The Departmental OHS Policy documents provides for the following:

- The procedure on how employees and external parties can raise OHS-related complaints.
- Provides for specific tools, forms and standard operating procedures designed for each category of officials to raise their OHS concerns or complaints.
- Standard operating procedures for the identification, assessment, control and treatment of workplace and security hazards.
- Sets out criteria for the identification of categories or classification of workplace and security hazards, and provides specific procedures and tools for each class or category
- Standard operating procedures for the reporting and registration of workplace hazards.
- Emergency and evacuation plan. Each workplace or office has a designated official in charge of the evacuation plans, starting with the office manager and the designated OHS representative.

During the 2015/16 financial year, the OHS Committees, OHS representatives and officials responsible for OHS periodically assessed the OHS equipment, systems and tools at workplaces including fire equipment, exit signs, first aid equipment provisions and alarm systems and within their respective areas of responsibility.

Measurement and Evaluation

During the period under review the OHS Committees, OHS representatives, officials responsible for OHS functions and nursing or health practitioners have conducted health surveillances, especially within facilities and centres that care for children, older persons and other vulnerable persons. The Executive Committee of the Department plays an oversight role in this regard.

7. PORTFOLIO COMMITTEES

Committee	Date of meeting held
Standing Committee on Public Accounts	<ol style="list-style-type: none"> 1. 12th February 2016 2. 16th October 2015 3. 3rd June 2015
Finance Portfolio committee	<ol style="list-style-type: none"> 1. 29th March 2016 2. 23rd September 2015
Social development committee	<ol style="list-style-type: none"> 1. 17th March 2016 2. 17TH April 2016 3. 10th November 2015 4. 20th October 2015 5. 8th September 2015 6. 28th July 2015 7. 12th June 2015

Resolution Number/ Subject	Resolution	Responses	Resolved Yes/No
FINANCE COMMITTEE			
<p><i>Resolution 105/2015: SOCIAL DEVELOPMENT: Under-expenditure on Programme 3: Children and Families, Programme 4: Restorative Services and Programme 5: Development and Research</i></p>	<p>Programme 3: Children and Families was underspent by R44.674 million due to under-expenditure on <i>Compensation of employees, Goods and services and Building and other fixed structures</i> for various reasons.</p> <p>Programme 4: Restorative Services was underspent by R29.370 million largely due to under-expenditure on <i>Compensation of employees, Transfers and subsidies to: Non-profit institutions and Buildings and other fixed structures</i> for various reasons.</p> <p>Programme 5: Development and Research was underspent by R27.132 million due to under-expenditure on <i>Compensation of employees</i> because of a high number of unexpected resignations and <i>Transfers and subsidies to: Non-profit institutions</i>.</p> <p>The Accounting Officer must provide a progress report to the Committee by 31 January 2016 on the following:</p> <p>(a) Expenditure under Programmes 3, 4 and 5.</p> <p>(b) Reasons for the high number of unexpected resignations and whether these happened simultaneously.</p>	<p>(a) Expenditure under Programmes 3, 4 and 5:</p> <p>The revised projected position at the end of the financial year is an underspending of R1, 6 million or 0.1% of the adjusted appropriation. Progress on expenditure is as follows:</p> <p>Programme 3: Children and families</p> <p>The Programme reflects a projected under expenditure by R20, 057 million at year end, due to following:</p> <ul style="list-style-type: none"> <i>Compensation of employees</i> is attributed to the delays in filling of vacant posts due to the moratorium on the filling of posts by the Executive Council. This moratorium was subsequently uplifted and the Department is implementing its project plan on the filling of these posts. It is anticipated that these posts are filled in the first quarter of the next financial year, that is, 2016/17. The key milestones of the project plan are that shortlisting should be finalised by end of February 2016 and interviews by end of March 2016. <i>Pay progression.</i> The Department is still to complete the process of paying the 1.5 per cent pay progression; there is a backlog of 25%. <i>Housing Scheme Allowance.</i> The Department still has to implement the revised housing scheme allowance. This process is dependent on the Department of Public Service and Administration providing the necessary training and functions to all government departments, which is anticipated to be before the end of the current financial year. <i>Goods and Services</i> is projected to under spend at year end. However, journals relating to Fleet Services and Communications from Programme 1 are still to be processed. This exercise is done on month to month basis. <p>Programme 4: Restorative Services</p> <p>The Programme continues to project underspending at R32, 807 million at year-end largely due to the following:</p> <ul style="list-style-type: none"> <i>Compensation of employees</i> is attributed to the delays in filling of vacant posts due to the moratorium on the filling of posts by the Executive Council. This moratorium was subsequently uplifted and the Department is implementing its project plan on the filling of these posts. It is anticipated that these posts are filled in the first quarter of the next financial year, that is, 2016/17. The key milestones of the project plan are that shortlisting should be finalised by end of February 2016 and interviews by end of March 2016. <i>Pay progression.</i> The Department is still to complete the process of paying the 1.5 per cent pay progression; there is a backlog of 25%. <i>Housing Scheme Allowance.</i> The Department still has to implement the revised housing scheme allowance. This process is dependent on the Department of Public Service and Administration providing the necessary training and functions to all government departments, which is anticipated to be before the end of the current financial year. <i>Goods and Services</i> is projected to under spend at year end. However, journals relating to Fleet Services and Communications from Programme 1 are still to be processed. This exercise is done on month to month basis. <i>Transfers and Subsidies to: Non-Profit Institutions</i> reflects under expenditure at year end due to delays in the receipt of claims from NGOs. <p>The savings will be applied to the expenditure pressure in Programme 2: Social Welfare Services</p>	yes

Resolution Number/ Subject	Resolution	Responses	Resolved Yes/No
		<p>Programme 5: Development and Research</p> <p>The Programme shows a slight projected underspending of R2, 940 million at year end, the variance are explained as follows:</p> <ul style="list-style-type: none"> • <i>Pay progression.</i> The Department is still to complete the process of paying the 1.5 per cent pay progression; there is a backlog of 25%. • <i>Housing Scheme Allowance.</i> The Department still has to implement the revised housing scheme allowance. This process is dependent on the Department of Public Service and Administration providing the necessary training and functions to all government departments, which is anticipated to be before the end of the current financial year. • <i>Transfers and Subsidies to: Non-Profit Institutions</i> is projected to underspend by R19, 858 million at year end mainly due to delays in the process of identifying organisations and projects to be funded. This has since been finalized and the disbursement of funding is underway. Going forward, the master-list for all services provided by NPOs will be finalised before the beginning of the ensuing financial year. <p>(b) Reasons for the high number of unexpected resignations and whether these happened simultaneously.</p> <p>From the analysis of the exit interviews that were conducted, employees cited mainly self-development and personal circumstances as reasons for their resignations. These resignations did not happen simultaneously, they were spread over the period under review.</p>	
Resolution 106/2015: SOCIAL DEVELOPMENT: Projected overall over-expenditure of R46.704 million at year end	The Department is projecting significant over-expenditure of R46.704 million by year end. The Accounting Officer must provide a detailed plan to the Committee by 31 January 2016 showing how the Department will manage its expenditure in order to ensure balanced spending and avoid any under/over-expenditure	<p>The Department has successfully turned around its projected adverse financial position of R46, 704 million over expenditure – or 1.8 percent of the adjusted appropriation at Mid-Term. The revised financial position is an under expenditure of R1, 635 million or 0.1 percent of the adjusted budget at third quarter. The Department's financial performance turnaround is the result of its Strategic RoadMap outlined in November 2014. This RoadMap, amongst others, identified financial management as one of the key focus areas of the Department which entailed the following:</p> <ul style="list-style-type: none"> • Sensitising all Senior Managers on their financial management responsibility in terms of the Senior Management Service Handbook and making this part of their performance agreements. • Formally appointing Senior Managers as Responsibility Managers in terms of Section 44 of the Public Finance Management Act and clearly outlining their duties and responsibilities. • Conducting detailed quarterly budget performance reviews under the guidance of the Acting Chief Financial Officer with all key business units within the Department. • The Accounting Officer convened Quarterly Finance Bilaterals where Responsibility Managers accounted on the financial performance of their responsibilities. Firm corrective action plans were agreed and implementation thereof were monitored. • The Executive Committee of the Department led by the Accounting Officer visited districts for High-Level Monitoring and Evaluation of Transfer Payments in respect of specific areas of possible over-spending. They provided strategic guidance to address weaknesses and inefficiencies that were identified during these reviews. The learnings from the two districts that have been visited thus far have been shared with the rest of the Business Units within the Department in order to improve their management of transfer payments. <p>The change in projections from Mid-Term to Third Quarter is as follows: Current Payments: This classification is projecting an underspending of R15, 012 million compared to the projected overspending of R7, 220 million at Mid-Term. The overspending position in Goods and</p>	yes

Resolution Number/ Subject	Resolution	Responses	Resolved Yes/No
		<p>Services is offset by the savings in Compensation of Employees is due to delays in the implementation of the revised housing allowance scheme, 1.5 percent pay progression, and the filling of funded vacant posts. The overspending in Goods & Services is due to pressure in fleet services, communications and property payments.</p> <p>Transfers and Subsidies: The projected overspending has decreased from R38, 667 million to R12, 564 million following various interventions as outlined above. Furthermore, the Department has not commissioned any new services except in Programme 5.</p> <p>Capital Payments: The projected overspending has not changed overall, however, the overspending in Buildings and Other Fixed Structure has reduced from R2, 011 million to R727 thousand</p>	
Resolution 28/2015: Department of Social Development: 6% increase in tariffs for private welfare organisations	<p>That the Department meets with Provincial Treasury as soon as possible in order to get clarity on the 6% increase in tariffs to private welfare organisations.</p> <p>That the Accounting Officer provides a report by 31 September 2015 on the outcome of the meeting with Provincial Treasury.</p>	<p>The Head of Social Development and the Head of Treasury with their teams met on 29th June 2015. At this meeting the Head of Social Development submitted two discussion documents explaining the Department's inability to fund the 6% tariff increase to funded NPOs. These were:</p> <ul style="list-style-type: none"> The detailed analysis of the Department's financial position. This analysis discussed the budget and expenditure trends on transfers and subsidies since 2011/12. It illustrated how the Department had built its service delivery capacity by employing social workers. The 11.1% increase in compensation of employees was attributed to the need to fill the 119 vacant posts advertised in 2014. The analysis concluded by indicating that any increase to NPOs would require the Department to cut down on other essential expenditure in order to fund the 6% tariff increase. The detailed report on spatial distribution of services. The distribution of services was considered per sub-programme. It indicated that there were services where remarkable progress had been made towards achieving the equitable distribution of services. However there were services that were highly concentrated in certain areas while there was absolutely nothing in other areas. It concluded by indicating that the rationalisation of services could, therefore, not be seen as a cost cutting exercise but as a mechanism to achieve the equitable distribution of services. <p>During the deliberations it was emphasised that the Department would like to increase the tariffs for the funded NPOs. However this needed to be balanced with other pressures such as the absorption of social worker graduates as well as the crumbling infrastructure situation.</p> <p>The meeting resolved that:</p> <ul style="list-style-type: none"> The department would submit a definite timeline for its rationalisation of NPOs process in order to confirm the readiness to implement in the 2016/17 financial year. The Head of Treasury offered to come to the Provincial NPO Forum in order to present on the country's fiscal consolidation which requires Government to implement cost-cutting measures. <p>The matter of tariff increases was discussed at the Extended Provincial NPO Forum convened by the MEC for Social Development on 14th July 2015. The Provincial Treasury presented on the tight fiscal position of the country as well as the Province following the budget cuts due to reduction of the KZN population following the 2011 census. The discussion was also informed by country's fiscal consolidation which required Government Departments to reduce or contain spending. There was general consensus at the Forum was that the Department should consider extending funding and services to underserved</p>	yes

Resolution Number/ Subject	Resolution	Responses	Resolved Yes/No
		<p>areas rather than increasing funding for the funded organisations. The Department was requested to facilitate the engagement between funded organisations with organised business so that they could access additional funding.</p> <p>Despite the gloomy fiscal picture presented by Treasury at the First Quarter Bilaterals in July, Treasury has requested the Department to submit different scenarios of the tariff increase ranging from 1 – 6%. There is hope that additional funding might be made available over the MTEF. However, the Department will have to fund this increase from its baseline from 2018/19. The framework for the rationalisation of social services will be finalised by the end of September 2015 and communicated to the stakeholders</p>	
Resolution 31/2015: Department of Social Development: Establishment of district Offices	<p>The Accounting Officer provides a report to the Committee by 30 September 2015 on:</p> <ol style="list-style-type: none"> 1. A breakdown of the amount spent on subsistence and travel for 2015/16 financial year. 2. Whether the department has a monitoring mechanism in place to monitor and effectively reduce subsistence and travel claims expenditure. 	<p>The Department has now established offices in almost all districts in the province. While operational costs may increase, travel and subsistence costs should now be reduced drastically.</p>	yes
STANDING COMMITTEE ON PUBLIC ACCOUNTS			
Resolution 136/2015: Department of Social Development: Social Relief from Distress Policy	<p>That there appears to be an absence of policies and procedures in the use of service providers to effect social relief payments.</p> <p>That the Department has decided to review how it implements the Social Relief from Distress programme and how it appoints service providers.</p> <p>That this process and its implementation will be finalized by 30 November 2015.</p>	<p>The Department has an approved policy and Standard Operating Procedure on Social Relief of Distress which was reviewed in November 2015 to address all the gaps which were identified.</p> <p>The Accounting Officer has granted authority for an engagement with the identified service provider in terms of the Policy on Financial Awards and the Public Finance Management Act. The service provider has been engaged and is finalizing the proposal for presentation to the Department not later than the 12 February 2016.</p> <p>The proposal will be subjected to the Business Plan Assessment Panel in line with Standard Operating Procedure on Transfer Payments. This will be followed by entering into Service Level Agreement and communication to the Department as part of the internal control and change management strategy</p>	yes
Resolution 137/2015: Department of Social Development: Recovery of debts	<p>That criminal cases involving two SCM Managers are in progress</p> <p>The Committee resolves:</p> <p>That the Accounting Officer reports by 31 January 2016 on the progress of debt recovery in the cases of the SCM Managers.</p>	<p>CAS Number: 215/05/10 (State vs Nqulunga and others)</p> <p>Accused number two (Mr Nqulunga, who is accused number one's husband) pleaded guilty and entered into a plea and sentence agreement in terms of Criminal Procedure Act, 1977. In terms of the plea agreement, accused number two agreed to repay the defrauded amount in the total sum of R313, 150.00, of which R50 000.00 was payable on or before the 31 March 2015 and the balance was payable in equal monthly payments of R21, 930.00 until the debt was fully settled. However, as at 30 June</p>	yes

Resolution Number/ Subject	Resolution	Responses	Resolved Yes/No
		<p>2015 no payment was made. On 15 October 2015 an application was made for the realization of his immovable assets for the purposes of the confiscation order.</p> <p>The case was set down for further hearing on 27 January 2016, however it was further postponed to 06 May 2016. Confiscation order was granted on 27 January 2016 against the accused number two (Mr Nqulunga). He has until end of March 2016 to secure funding to repay the debt.</p> <p>CAS Number: 212/05/10 (State vs Nxumalo and others)</p> <p>On 19 June 2015 the case was struck of the court roll in term of Section 342A(3)(c) of the Criminal Procedure Act, 1977. The Hawks and Provincial Treasury have commenced with the process of reinstating the case. The debt recovery process in respect of the former Senior Manager: SCM and the former General Manager: Ministry are in progress and are at the pleading stage.</p>	
<p>Resolution 138/2015: Department of Social Development: Qualification Finding: Movable tangible capital assets and minor assets</p>	<p>(a) That the Department could not provide the auditors with appropriate evidence that it had properly accounted for moveable tangible assets of R209, 8 million due to status of the accounting records and inadequate information in support of these assets.</p> <p>(b) That the Department has enlisted the support of Provincial Treasury to enhance the usage of Hardcat.</p> <p>The Committee resolves:</p> <p>That the Accounting Officer reports by 31 January 2016 on progress in implementing the usage of Hardcat and in clearing audit queries relating to its Fixed Asset Register.</p>	<p>The Asset Management Policy for the Department has been developed and approved. This policy has an approved Communication Plan to ensure effective implementation. The Asset Management Improvement Strategy was developed and approved. This strategy has been communicated to all role players in the Department.</p> <p>The following progress has been made in implementing the strategy:</p> <ul style="list-style-type: none"> The critical positions in Asset Management have been filled. These include the Deputy Manager: Assets Management and Assistant Manager: Asset Management which provide leadership and guidance to the Department on the asset management function. Additional resources have been obtained to support the plan with the assistance of the Provincial Treasury. These resources include a HardCat Specialist and a Junior Asset Management Officer to execute the migration of the Fixed Asset Register (FAR) from Excel to HardCat. The Fixed Asset Register (FAR) has been updated to address the concerns raised by the Auditor General. These include the clean-up of the different types of data such as asset type categories and parent locations, accounting classification. The verification of assets is currently underway with spot checks being conducted. This is in preparation for the final year-end verification scheduled for March 2016. Daily and monthly processes have been aligned to ensure accurate record keeping and timely reporting. The financial reporting has put in place the necessary controls to prevent any misstatements in the financial statements. <p>Once this process has been finalised the asset register will be audited by the Auditor General and then uploaded to HardCat.</p>	yes

Resolution Number/ Subject	Resolution	Responses	Resolved Yes/No																																	
Resolution 139/2015: Department of Social Development: Findings on non-compliance with legislation	<p>That the financial statements submitted for auditing were not prepared in accordance with the prescribed financial reporting framework and supported by full and proper records as required by Section (40)(1)(a) and (b) of the PFMA.</p> <p>Goods and services with a transaction value below R500 were procured without obtaining the required price quotations as required by Treasury Regulation 16A6.1</p>	<p>The status in the filling of posts in Financial Management and Supply Chain Management is as follows:</p> <table><tr><th>No</th><th>Post</th><th>Status</th></tr><tr><td>1.</td><td>Chief Financial Officer</td><td>The post was advertised in April 2015 and the selection process has been finalized. Department is awaiting for the response from the appointed candidate in respect of the offer.</td></tr><tr><td>2.</td><td>General Manager: Financial Services</td><td>The post was advertised in September 2014 and no suitable candidate was found. It was re-advertised in March 2015 and the only suitable candidate declined the offer. The post is being reviewed in line with the directive from DPSA relating to the CFOs salary level.</td></tr><tr><td>3.</td><td>Senior Manager: Accounting Services</td><td>The post was advertised in September 2014 and no suitable candidate was found. The post will be re-advertised by 31 March 2016.</td></tr><tr><td>4.</td><td>Assistant Manager: Contracts Management</td><td>Post is already advertised. The process is envisaged to be completed by 31 March 2016.</td></tr><tr><td>5.</td><td>Assistant Manager: Fleet Management</td><td>Post is already advertised. The process is envisaged to be completed by 31 March 2016.</td></tr><tr><td>6.</td><td>Deputy Manager: Procurement</td><td>The post was filled with effect from 01 May 2015.</td></tr><tr><td>7.</td><td>Deputy Manager: Tenders & Contract Management</td><td>The post was filled with effect from 01 July 2015.</td></tr><tr><td>8.</td><td>Deputy Manager: Stores and Asset Management</td><td>The post was filled with effect from 01 October 2015</td></tr><tr><td>9.</td><td>Assistant Manager: Asset Management</td><td>The post was filled with effect from 01 October 2015</td></tr><tr><td>10.</td><td>Deputy Manager: Payroll and Salaries Administration</td><td>The post was filled with effect from 01 January 2016</td></tr></table>	No	Post	Status	1.	Chief Financial Officer	The post was advertised in April 2015 and the selection process has been finalized. Department is awaiting for the response from the appointed candidate in respect of the offer.	2.	General Manager: Financial Services	The post was advertised in September 2014 and no suitable candidate was found. It was re-advertised in March 2015 and the only suitable candidate declined the offer. The post is being reviewed in line with the directive from DPSA relating to the CFOs salary level.	3.	Senior Manager: Accounting Services	The post was advertised in September 2014 and no suitable candidate was found. The post will be re-advertised by 31 March 2016.	4.	Assistant Manager: Contracts Management	Post is already advertised. The process is envisaged to be completed by 31 March 2016.	5.	Assistant Manager: Fleet Management	Post is already advertised. The process is envisaged to be completed by 31 March 2016.	6.	Deputy Manager: Procurement	The post was filled with effect from 01 May 2015.	7.	Deputy Manager: Tenders & Contract Management	The post was filled with effect from 01 July 2015.	8.	Deputy Manager: Stores and Asset Management	The post was filled with effect from 01 October 2015	9.	Assistant Manager: Asset Management	The post was filled with effect from 01 October 2015	10.	Deputy Manager: Payroll and Salaries Administration	The post was filled with effect from 01 January 2016	yes
No	Post	Status																																		
1.	Chief Financial Officer	The post was advertised in April 2015 and the selection process has been finalized. Department is awaiting for the response from the appointed candidate in respect of the offer.																																		
2.	General Manager: Financial Services	The post was advertised in September 2014 and no suitable candidate was found. It was re-advertised in March 2015 and the only suitable candidate declined the offer. The post is being reviewed in line with the directive from DPSA relating to the CFOs salary level.																																		
3.	Senior Manager: Accounting Services	The post was advertised in September 2014 and no suitable candidate was found. The post will be re-advertised by 31 March 2016.																																		
4.	Assistant Manager: Contracts Management	Post is already advertised. The process is envisaged to be completed by 31 March 2016.																																		
5.	Assistant Manager: Fleet Management	Post is already advertised. The process is envisaged to be completed by 31 March 2016.																																		
6.	Deputy Manager: Procurement	The post was filled with effect from 01 May 2015.																																		
7.	Deputy Manager: Tenders & Contract Management	The post was filled with effect from 01 July 2015.																																		
8.	Deputy Manager: Stores and Asset Management	The post was filled with effect from 01 October 2015																																		
9.	Assistant Manager: Asset Management	The post was filled with effect from 01 October 2015																																		
10.	Deputy Manager: Payroll and Salaries Administration	The post was filled with effect from 01 January 2016																																		

Resolution Number/ Subject	Resolution	Responses	Resolved Yes/No
Resolution 140/2015: Department of Social Development: Irregular Expenditure	<p>Effective steps were not taken to prevent unauthorized and irregular expenditure, as required by Section 38(1)(c)(ii) of PFMA and Treasury Regulation 9.1.1 relating to the following matters:</p> <p>(i) Month-to-month contracts for the provision of security and catering services</p> <p>(ii) Single sourcing of Social Relief from Distress service providers</p> <p>The Committee resolves:</p> <p>That the Accounting Officer reports by 31 January 2016 on the status of the bid evaluation process which is targeted to end by February 2016 and which is intended to appoint a service provider/providers, thus eliminating the month to month security contracts.</p> <p>That the Accounting Officer reports by 31 January 2016 on progress in the process of appointing service providers for the Social Relief programme and its compliance with PFMA and Treasury Regulations</p>	<p>Month to month contracts for provision of security and catering services:</p> <p>The bid evaluation is in progress with nine Districts having been concluded to date. The next phase is to conduct site visits and make submissions to State Security Agency (SSA) for the security clearance of recommended bidders before submission to Bid Award Committee (BAC) for awarding of bids.</p> <p>1. Single sourcing of Social Relief of Distress service providers:</p> <p>The Department has an approved policy and Standard Operating Procedure on Social Relief of Distress which was reviewed in November 2015 to address all the gaps which were identified.</p> <p>The Accounting Officer has granted authority for an engagement with the identified service provider in terms of the Policy on Financial Awards and the Public Finance Management Act. The service provider has been engaged and is finalizing the proposal for presentation to the Department not later than the 12 February 2016.</p> <p>The proposal will be subjected to the Business Plan Assessment Panel in line with Standard Operating Procedure on Transfer Payments. This will be followed by entering into Service Level Agreement and communication to the Department as part of the internal control and change management strategy.</p>	yes
Resolution 151/2015 – Transversal resolution – 2014/2015 Fruitless and Wasteful expenditure	<p>That the Accounting Officer report by 31 January 2016 on the following:</p> <p>1. The reasons for the fruitless and wasteful expenditure being incurred in the 2014/15 financial year.</p> <p>2. Action taken against those officials responsible for incurring the fruitless and wasteful expenditure.</p> <p>3. Recovery of money from those responsible, and</p> <p>4. Measures put in place to ensure that fruitless and wasteful expenditure does not occur in future.</p>	<p>1. The reasons for the fruitless and wasteful expenditure being incurred in the 2014/15 financial year.</p> <p>The fruitless and wasteful expenditure was in respect of non-attendance of the scheduled trainings; reasons cited by employees include the following:</p> <ul style="list-style-type: none"> - Sick leave; - Family responsibility leave; - Death of employee; and - Other urgent Departmental commitments, such as representing the department in a plenary for the Youth Parliament which was held in ILembe District. <p>2. Action taken against those officials responsible for incurring the fruitless and wasteful expenditure.</p> <p>The Department will take action once the investigation has been finalized in verifying the validity of the reasons that were provided by the officials for non-attendance. This exercise will be completed by 12 February 2016.</p> <p>3. Recovery of money from those responsible.</p> <p>Recovery will be implemented against all officials whose reasons for non-attendance are found not to be valid.</p>	yes

Resolution Number/ Subject	Resolution	Responses	Resolved Yes/No																					
		<p>4. Measures put in place to ensure that fruitless and wasteful expenditure does not occur in future.</p> <p>The department issued a Circular No. 17 of 2014 putting measures in place to monitor and prevent non-attendance of scheduled trainings and/or workshops. The Circular covered steps to be taken upon receipt of nomination, the expected action and the consequences for failure to comply with the measures including full repayment of the amount paid for training.</p> <p>The nomination letter has been amended and now has the space for the employee to confirm attendance and returned the copy to Human Resource Management.</p> <p>The policy on Human Resource Development is being developed which provides measures and guidelines in the management of training. The policy also put recovery measures where fruitless and wasteful expenditure has been incurred. The policy will be finalized before the end of the Fourth Quarter of the current financial year.</p>																						
Resolution 153/2015 – Transversal resolution – Human Resources matters – Funded vacant posts not filled within 12 months	<p>That the Accounting Officers of the relevant departments report by 31 January 2016 on the following:</p> <ol style="list-style-type: none">1. A list of vacant senior management posts in their respective departments.2. What action is being taken in the departments and public entities to address the findings of the Auditor General with regard to the filling of vacancies in senior management positions?3. Implementation of the directive from the National Minister of Finance that vacant funded posts in the departments which have been vacant for more than 12 months must be frozen, which key vacancies will be effected by this directive and the impact of this on service delivery in the departments.4. That the Portfolio Committees be requested to monitor filling of all vacant funded posts in departments, especially key positions and senior management positions.	<p>List of vacant Senior Management posts:</p> <table><tr><th>Name of post</th><th>Directorate</th><th>Status</th></tr><tr><td>Senior General Manager</td><td>Social Welfare Services</td><td>Vacated on 01 October 2015. Process is underway to advertise the post.</td></tr><tr><td>Chief Financial Officer</td><td>Corporate Management</td><td>The post was advertised in April 2015 and the selection process has been finalized. Department is awaiting for the response from the appointed candidate in respect of the offer.</td></tr><tr><td>General Manager</td><td>Financial Management</td><td>Advertised in September 2014 and March 2015. No suitable candidate was found from the first advert and the only suitable candidate declined the offer from the second advert. The post is being reviewed in line with the directive from DPSA relating to the CFOs salary level.</td></tr><tr><td>Manager General</td><td>Pietermaritzburg Region</td><td>Advertised in July 2015. Process of filling the post is underway and will be finalized by 31 March 2016</td></tr><tr><td>Senior Manager</td><td>Accounting Services</td><td>Advertised in September 2014. No suitable candidate was found and the post will be re-advertised</td></tr><tr><td>Senior Manager</td><td>Monitoring and Evaluation</td><td>Advertised in July 2015 and the process of filling the post is underway and will be finalized by 31 March 2016</td></tr></table> <p>What action is being taken in the departments and public entities to address the findings of the Auditor General with regard to the filling of vacancies in senior management positions?</p>	Name of post	Directorate	Status	Senior General Manager	Social Welfare Services	Vacated on 01 October 2015. Process is underway to advertise the post.	Chief Financial Officer	Corporate Management	The post was advertised in April 2015 and the selection process has been finalized. Department is awaiting for the response from the appointed candidate in respect of the offer.	General Manager	Financial Management	Advertised in September 2014 and March 2015. No suitable candidate was found from the first advert and the only suitable candidate declined the offer from the second advert. The post is being reviewed in line with the directive from DPSA relating to the CFOs salary level.	Manager General	Pietermaritzburg Region	Advertised in July 2015. Process of filling the post is underway and will be finalized by 31 March 2016	Senior Manager	Accounting Services	Advertised in September 2014. No suitable candidate was found and the post will be re-advertised	Senior Manager	Monitoring and Evaluation	Advertised in July 2015 and the process of filling the post is underway and will be finalized by 31 March 2016	yes
Name of post	Directorate	Status																						
Senior General Manager	Social Welfare Services	Vacated on 01 October 2015. Process is underway to advertise the post.																						
Chief Financial Officer	Corporate Management	The post was advertised in April 2015 and the selection process has been finalized. Department is awaiting for the response from the appointed candidate in respect of the offer.																						
General Manager	Financial Management	Advertised in September 2014 and March 2015. No suitable candidate was found from the first advert and the only suitable candidate declined the offer from the second advert. The post is being reviewed in line with the directive from DPSA relating to the CFOs salary level.																						
Manager General	Pietermaritzburg Region	Advertised in July 2015. Process of filling the post is underway and will be finalized by 31 March 2016																						
Senior Manager	Accounting Services	Advertised in September 2014. No suitable candidate was found and the post will be re-advertised																						
Senior Manager	Monitoring and Evaluation	Advertised in July 2015 and the process of filling the post is underway and will be finalized by 31 March 2016																						

Resolution Number/ Subject	Resolution	Responses	Resolved Yes/No
		<p>The posts are at different stages of being filled as stated above, in the interim the Department appointed officials to act in the above-mentioned positions, pending the permanent appointments in order to avoid non-compliance with laws and regulations and maintain service delivery standards.</p> <p>The Department was not affected by the Directive of the National Minister of Finance because while the process to fill the posts was underway, there were officials acting in the above mentioned positions.</p> <p>The Department commits to provide progress report on the filling of above posts to the Department of Social Development Portfolio Committee.</p>	
Resolution 154/2015 – Transversal resolution – Material misstatements and omissions in submitted Annual Financial statements	<p>That in compliance with Section 40(1)(b) of the Public Finance Management Act, Accounting Officers be requested to ensure that financial statements are prepared regularly during the financial year and that due diligence is exercised to ensure that the financial statements are correct in all respects and that the financial statements are submitted to Internal Audit and the Provincial Audit and Risk Committee timeously.</p> <p>That all Accounting Officers report by 31 January 2016 on action taken to resolve this audit issue.</p>	<p>The Department notes the resolution of the Committee on compliance with Public Finance Management Act.</p> <p>The Department has complied with the requirement to regularly prepare the financial statements during the financial year. Interim Financial Statements (IFS) were prepared and submitted to Treasury for Quarters 1 and 2 for 2015/16. Internal Audit Unit is finalizing the audit report for the Quarter 2 IFS. The Quarter 3 IFS were submitted on 28 January 2016</p>	yes
Resolution 155/2015: Transversal Resolution – findings of the Auditor General on SCM Management (Failure by suppliers to disclose employment by the state)	<p>That the Accounting Officers of the Department of Education, Health, Human Settlements, Transport and Sport and Recreation report by 31 January 2016 on:-</p> <ul style="list-style-type: none"> (i) The reasons for the failure to perform the necessary verification resulting in the audit findings; (ii) The steps taken to ensure that the audit findings are addressed; (iii) The action taken against those officials responsible for the audit findings; and (iv) The disciplinary steps taken against the bidder(s) who were awarded bids but who failed to disclose that they were employed by the state or who did not have authority to perform outside remunerative work. <p>That the Accounting Officers of all Departments report by 31 January 2016 on measures taken to ensure that:-</p> <ul style="list-style-type: none"> (i) The required verification is performed at all times; (ii) Bidders who fail to make the necessary declaration are disqualified; and (iii) Disciplinary action is taken against a bidder who fails to declare that they are employed by the 	<p>The Department has implemented the verification process for all bids through databases such as PERSAL and CIPC.</p> <ul style="list-style-type: none"> (ii) Bidders who fail to disclose all required information on the relevant SCM forms are disqualified. (iii) No bidders have been found to have not declared that they are employed by the State or to have not submitted proof of authority to perform outside remunerative work 	yes

Resolution Number/ Subject	Resolution	Responses	Resolved Yes/No
	state or to submit proof of authority to perform outside remunerative work.		
Resolution 156/2015: Transversal Resolution: Asset Register	That the Accounting Officers of the relevant departments report by 31 January 2016 on: 1. Department asset management policy which will address weaknesses identified by the Auditor-General. 2. The completeness of the departments' fixed asset register. 3. What action will be taken against those who do not comply with the policy.	1. The Asset Management Policy for the Department has been developed and approved. This policy has an approved Communication Plan to ensure effective implementation. 2. The Fixed Asset Register has been updated to address the concerns raised by the Auditor-General. These include the clean-up of the Fixed Asset Register. Asset Type categories and Parent Location have been rectified. Investigation and matching of duplicated barcodes is in progress. The verification of assets is currently underway with spot checks being conducted. This is in preparation for the final year-end verification scheduled for March 2016. 3. Daily and monthly processes have been aligned to ensure accurate record keeping and timely reporting. The Department will ensure that there is a better communication and interaction between the preparers of the financial statements and the Asset management unit in order to prevent any misstatements in the financial statements. The Department is managing noncompliance through performance management.	yes
Resolution 157/2015: Transversal Resolution: Performance Agreements	That the MECs of departments be requested to report by 31 January 2016 on: 1. Whether the Accounting Officers and Senior Managers in their departments have all signed performance agreements and if not, the reasons for non-compliance in this regard. 2. Whether performance agreements clearly set out the consequences for non-performance and under-performance on responsibilities set out in the agreements and financial mismanagement and the sanctions which will be imposed in the event of non-performance, under-performance or financial mismanagement. Whether performance agreement include as a key performance indicator the general responsibilities of the Accounting Officers and Senior Managers to prevent unauthorized expenditure, irregular expenditure or fruitless and wasteful expenditure, and if not, the reasons for this exclusion	1. The Accounting Officer and all other Senior Managers have completed their Performance Agreements for 2015/2016 financial year. 2. All Performance Agreements have a standard clause on the management of performance outcomes which includes the identification of superior, poor or non-performance. All performance agreements comply with this standard. It is a mandatory requirement in terms of Chapter 4 of the Senior Management Service (SMS) Handbook. 3. The financial responsibility for all Senior Managers is included in the Performance Agreement as one of the compulsory Core Management Criteria (CMC) with a view to manage the unauthorized, fruitless, irregular and wasteful expenditure. All Senior Managers have been formally appointed as Responsibility Managers in terms of the Public Finance Management Act.	yes
Resolution 162/2015: Department of Social Development	That the unauthorized expenditure amounting to R11 808 000 was as a result of overspending of the following Main Divisions: (a) Programme 1 (Administration) – R88 000 resulting from increasing vehicle prices.	The Department notes the resolution	yes

Resolution Number/ Subject	Resolution	Responses	Resolved Yes/No
(vote 13): 2014/2015 Unauthorized expenditure R11 808 000 of	<p>(b) Programme 2 (Social Welfare Services) – R11 720 000 resulting from an unfunded Department of Public Service and Administration's Ministerial Determination of an increase in stipends paid to Community Care Givers with effect from November 2014 as well as unforeseen expenditure on social relief caused by disasters that occurred in the Province.</p> <p>(c) That the Department surrendered to the Provincial Treasury an amount of R11 808 000 which is available in the Revenue Fund. That in terms of Section 34(1) of the Public Finance Management Act the unauthorized expenditure disclosed in the 2014/2015 annual financial statement of the Department of Social Development amounting to R11 808 000 be approved as a direct charge against the Revenue Fund</p>		
SOCIAL DEVELOPMENT PORTFOLIO COMMITTEE			
There were no formal resolutions for the Social Development Portfolio Committee during the financial year under review. All meetings were formally constituted and all decisions taken were undertaken by the Department.			

8. Prior Modifications to Audit

Nature of qualification, disclaimer, adverse opinion and matters of non-compliance	Financial year in which it first arose	Progress made in cleaning / resolving the matter
Procurement and contract management – transaction value below R500 000 procured without price quotations	2014/15	During 2015/16 financial year the department ensured that the procurement below R500 000, 00 at least a minimum of five quotations are invited from different service providers. In case less three quotations are obtained, a proper submission has to be approved by delegated authority.
Expenditure management – effective steps not taken to prevent unauthorised and irregular expenditure.	2014/15	The department has appointed Bid Committees (Evaluation, Specification and Adjudication committees) who are working towards the finalization of the security and catering contracts. These contracts will be finalized by the end of the current financial year.
Transfer of funds – appropriate measures not maintained to ensure that transfers and subsidies were applied in accordance with Treasury regulations 8.4.1	2014/15	The department undertook a project where Senior Management (EXCO) directly intervenes in the analysis of performance of each NPO including monitoring of transfers. Specific directions were undertaken to ensure compliance with the provisions of the PFMA and Treasury regulations.
Revenue management – appropriate steps not taken to collect monies due and collection of interest.	2014/15	With regard to revenue management the department had therefore ensured that the interest bearing debts particularly for ex-employees are taken on as interest bearing Debts. The exercise for raising interest on all ex-employee debts on which interest was not raised before was finalised on the 31 July 2016 as promised to the Office of the Auditor General. As soon as the BAS System Controller closes the financial books of July 2016 we will be able to provide you with report for substantiation.
Asset management – proper control systems to safeguard and maintain assets not implemented.	2014/15	During 2015/16 financial year a turnaround strategy for Asset Management was developed and approved by MANCO and EXCO members; Conduct Asset assessment for every asset to be replaced for approval by ICT Operational Committee to ensure uniformity; Reconciliation of asset additions performed on a monthly basis Asset Management Policy approved Asset Physical verification is performed twice per annum Departmental Disposal Committee approved Implemented asset addition forms and transfer forms
Procurement and contract management – transaction value below R500 000 procured without price quotations		
Expenditure management – effective steps not taken to prevent unauthorised and irregular expenditure.	2014/15	The department has appointed Bid Committees (Evaluation, Specification and Adjudication committees) who are working towards the finalization of the security and catering contracts. These contracts will be finalized by the end of the current financial year.
Transfer of funds – appropriate measures not maintained to ensure that transfers and subsidies were applied in accordance with Treasury regulations 8.4.1	2014/15	The department undertook a project where Senior Management (EXCO) directly intervenes in the analysis of performance of each NPO including monitoring of transfers. Specific directions were undertaken to ensure compliance with the provisions of the PFMA and Treasury regulations.

9 INTERNAL CONTROL UNIT

SUMMARY OF AUDIT FINDINGS

Focus Area	Audit Observation	Recommendation	Progress as at 31 st March 2016
(i) Quality Assurance Audit on Capacity Building of NPOs by NDA.	(i) Insufficient evidence to prove that proper SCM processes were followed during appointment of service providers.	<ul style="list-style-type: none"> ■ Need for a project plan with identified risks and monitoring and evaluation being part of project implementation element. ■ NDA Project Manager to account for non-compliance with SLA terms and conditions in as far as SCM processes that were circumvented are concerned. 	<ul style="list-style-type: none"> ■ The HOD has approved the implementation of the recommendations of the report.
	(ii) Use of service providers who are not seta accredited to provide training.	<ul style="list-style-type: none"> ■ Evaluation of the impact of training provided through NDA. Use of remaining balance of funding to finance training to be provided by accredited service providers or departmental officials with relevant expertise. 	
	(iii) Training manuals not user friendly to trainees with low level of literacy.	<ul style="list-style-type: none"> ■ Consider recovering money paid to NDA once satisfied that objectives were not met and therefore expenditure incurred may be classified as fruitless and or wasteful. ■ Reviewing of training manuals to address 	

	<p>(iv) Project funds not kept in a dedicated bank account.</p> <p>(v) Remaining balance of project funds.</p>	<p>requirements of target group.</p> <ul style="list-style-type: none"> ■ Assessment of impact of training by the Department and NDA (assessment be done free of charge by NDA). ■ NDA to provide detailed account of funds utilization on the project. ■ Relevant Department manager to provide account of monitoring and evaluation reports as outlined in the project plan. <ul style="list-style-type: none"> ■ The amount of R1 700 000 set aside for ECD program kept by NDA should immediately be used for intended purposes and SLA signed with NDA be reviewed as they have failed to implement the program ■ The department must initiate the process to recover remaining unused funds for capacity building from NDA and consider other avenues for capacity building of NPOs, including use of Finance Monitors. 	
--	--	---	--

(ii)	Mismanagement of funds by an NPO, Mthombo Mpophomeni Project, funded by the Department.	(i)	Failure to account for funds utilized.	<ul style="list-style-type: none">■ The matter be referred to relevant State Organs (SAPS) for further investigation. (Other recommendations obtainable in the report).	<ul style="list-style-type: none">■ The HOD has granted the approval for the matter to be referred to Law enforcement agencies for forensic investigation.
(iii)	Mismanagement of funds by an NPO, Mntomusha Zizamele Organisation, funded by the Department.	(i) (ii) (iii)	Submission of claim with falsified timesheet. Grocery purchased for cooked meals for beneficiaries not used for intended purposes. Misappropriation of R14 220-00 withdrawn from the organization's bank account.	<ul style="list-style-type: none">■ Suspension of further payments to the Organization pending election of new committee members.■ Reporting case of misappropriation of organisations funds amounting to R14 220-00 (Refer to report), to SAPS.■ Reporting case of fraud to SAPS, (Refer to report), for falsifying timesheet attached to the organisations February 2015 claim.	<ul style="list-style-type: none">■ The HOD has granted the approval for the matter to be referred to Law enforcement agencies for forensic investigation.
(iv)	To determine whether officials mentioned on the Performance Audit report had or had not inflated their official trips claimed from the Department.	(i)	The report revealed that some of the officials mentioned on the Internal Audit report had inflated their official trips and others had not.	<ul style="list-style-type: none">■ Amounts overpaid to officials due to inflation of travelled official kilometers be recovered following debt management process	<ul style="list-style-type: none">■ Accounting Services Directorate is attending to recovery through Debt Management Process.
(v)	To determine whether officials mentioned on the Performance Audit report are liable or not for no show fees charged to the Department by the Travel Agent.	(i) (ii)	Some of Departmental officials mentioned on the Performance Report (Refer to report) had failed to cancel their accommodation arrangements with travel agent. Other officials mentioned on the report had justifiable reasons for their failure to use or cancel their booking arrangements.	<ul style="list-style-type: none">■ The report revealed that some of the officials mentioned on the Performance Audit report should be held liable for no show fees charge as they had failed to cancel their booking arrangements after realizing that they were no longer going to	<ul style="list-style-type: none">■ Accounting Services Directorate is in the process of recovering no show fees incurred by the Department from the responsible officials.

		require the booked accommodation.	
(vi) To determine whether funds were used for the intended purposes by funded NPO, Esizakwini Development Initiative (EDI).	(i) Minutes of the meetings could not be provided. (ii) Project Manager running the organisation all by herself with no consultation with Committee members. (iii) The organisation is not maintaining recording of financial transactions. (iv) Bank reconciliations not performed by the organisation.	<ul style="list-style-type: none"> ■ The project has to comply with (Paragraph 7 (2) (b) of the Service Level Agreement). ■ Minutes of the meeting must be kept and availed when requested in line with (Paragraph 6 (2) (g) of the service level agreement). ■ The EDI should be managed in line with provisions of SLA and Business Plan. 	

REPORT OF THE AUDIT & RISK COMMITTEE ON VOTE 13 –SOCIAL DEVELOPMENT

1. Objective and responsibility of the Audit and Risk Committee

The Provincial Audit and Risk Committee (PARC) is the shared audit and risk committee for the provincial departments, and is further sub-divided into three Cluster Audit and Risk Committees (CARC's) that provide oversight of key functions to the KZN Provincial Government Departments. The Department of Social Development is served by the Social Cluster Audit & Risk Committee.

The PARC is primarily responsible for reviewing the following:

- (a) the effectiveness of the internal control systems;
- (b) the activities of the internal audit function, including its annual work programme, co-ordination with the external auditors, the reports of significant investigations and the responses of management to specific recommendations
- (c) the risks associated with the Department's operations covered in the scope of internal and external audits;
- (d) the adequacy, reliability and accuracy of the financial and performance information provided to management and other users of such information;
- (e) any accounting and auditing concerns identified as a result of internal and external audits;
- (f) the effectiveness of strategies, policies and procedures to prevent and detect fraud and corruption and
- (g) the institution's compliance with legal and regulatory provisions.

The Committee reports that it has discharged all of its responsibilities in compliance with the Public Finance Management Act, No.1 of 1999 (PFMA), Treasury Regulations 3.1, including all other related prescripts, that it has adopted appropriate formal terms of reference contained in its Audit and Risk Committee Charter. The Committee is pleased to present its report for the financial year ended 31 March 2016.

2. Audit Committee Members and Attendance

The PARC was appointed on 23 February 2015. During the financial year under review, certain terms and conditions of the members' conditions of appointment were amended and the contracts of five members were renewed effective from the 30th of October 2015.

The table below outlines the PARC and Social CARC meetings held and attendance thereof by members during the reporting period.

#	Name of Member	PARC Meetings Attended	Social CARC Meetings Attended	Special Meetings

1.	Mr P Christianson (Acting Chairman of the Social CARC)	3	4	2
2.	Mr D O'Connor	3	4	2
3.	Ms T Njozela	2	4	2
4.	Mr S Simelane (Acting Chairman of PARC)	3	N/A	N/A
5.	Mr V Ramphal	2	N/A	N/A

3. The Effectiveness of Internal Control

The Committee has reviewed the reports of the Internal Auditors, the Audit Report on the Annual Financial Statements and Management Report of the Auditor General of South Africa (AGSA) and has noted with concern, the weaknesses in controls around the following areas:

- Expenditure Management-Irregular Expenditure
- Expenditure Management- Fruitless and Wasteful Expenditure
- Supply Chain Management
- Sustainable livelihood
- Care and services to older persons
- ECD and partial care
- Care and services to people with disabilities

4. Risk Management

The Committee has, as defined in its Charter, adequately provided oversight of management's processes of identifying and monitoring business risks. For the period under review, the committee's responsibilities have been focused, among other things, on the quarterly review of the department's risk register and progress made by the department with regard to implementation of risk mitigation plans. The Department has constantly been advised about best practices to consider in order to improve the management of key business risks and opportunities.

As at the end of this financial year, the department's risk register status was as follows:

	Risk Grouping					Total
	Critical	Major	Moderate	Minor	Insignifi cant	
Number of risks identified	9	18	18	3	1	49
Number action Plans Identified	29	45	40	4	2	120
Number of action plans completed	25	43	32	3	2	105

Although the Committee is pleased with the department's progress with regard to implementation of risk mitigation plans, the Committee has been concerned with the department's failure to review and update its risk register on a quarterly basis. The department is, therefore, urged to treat the risk register as a dynamic document which should

be reviewed and updated continuously to include emerging risks, and risk that has materialized. Furthermore, the department was urged to improve its risk management systems and procedures to ensure the linkage to department's business strategy (encompassing its vision, mission and objectives), its operational imperatives and philosophies, policies plans and initiatives with positive impact on service delivery.

5. Forensics Investigations

During the period under review, the Committee noted that there were seventeen (16) forensic investigations, all relating to alleged procurement, HR irregularities and mismanagement of funds, which the department has referred to the Provincial Internal Audit Services for investigation. Nine (9) of these investigations were completed and eight (8) are in-progress. The Committee further noted that four (4) matters are currently under criminal investigation by the South African Police Service (SAPS).

The department and the Provincial Internal Audit Service are urged to promptly finalize the outstanding investigations, and work together to implement recommendations on the finalised investigation.

6. Quality of in year management and monthly/quarterly reports

The Committee was satisfied with the content and quality of quarterly reports in respect of in year management and quarterly performance reports submitted in terms of the PFMA and the Division of Revenue Act prepared and issued by the Accounting Officer of the Department during the year under view.

7. Evaluation of Financial Statements

The Committee has:

- Reviewed and discussed the Annual Financial Statements with the Accounting Officer, Auditor General and Internal Audit;
- Reviewed the Auditor General's Audit Report;
- Reviewed the Department's processes for compliance with legal and regulatory provisions
- Reviewed the conclusions regarding the usefulness and reliability of performance information

8. Internal Audit

In line with the PFMA and the King III Report on Corporate Governance, the Internal Audit Function is required to provide the Audit & Risk Committee, as well as Management, with reasonable assurance on the adequacy and effectiveness of internal controls. This is primarily achieved through the implementation of a risk based Internal Audit plan. The Committee has, through the CARC monitoring processes, considered internal audit reports at its quarterly meetings detailing the assessment of the adequacy and effectiveness of controls designed to mitigate the risks associated with operational and strategic activities of the department. The Committee also considered the appropriateness of the corrective actions proposed by management to improve the control environment.

The Committee has noted with concern, imposed financial and other limitations placed upon Internal Audit during the year under review. During the forthcoming financial year, the Committee will continue to monitor the progress made by the Internal Audit Function in resolving any potential budgetary or operational difficulties in order to ensure that it fulfils its mandate and continues to add value to the department.

9. Auditor-General's Report

The Committee has monitored the implementation of corrective action plans to address the audit issues raised by the Auditor General in the prior financial year. Furthermore, the Committee has met with the Auditor General of South Africa to discuss and evaluate the major issues that emanated from the current regulatory audit.

The Committee will ensure that corrective actions in respect of the detailed findings emanating from the current regulatory audit continue to be monitored on a quarterly basis through the CARC processes.

The Committee notes the Auditor General's unqualified opinion on the Annual Financial Statements, and proposes that the Audited Annual Financial Statements be accepted and read together with the report of the Auditor General.

10. Appreciation

The Committee wishes to express its appreciation to the Management of the Department, the Auditor General of South Africa, and the Provincial Internal Audit Services for the co-operation and support they have provided to enable us to compile this report.



Mr S Simelane

Acting Chairman: Provincial Audit and Risk Committee

11 August 2016

PART D: HUMAN RESOURCE MANAGEMENT

HUMAN RESOURCE OVERSIGHT STATISTICS

3.1. Personnel related expenditure

The following tables summarises the final audited personnel related expenditure by programme and by salary bands. In particular, it provides an indication of the following:

- amount spent on personnel
- amount spent on salaries, overtime, homeowner's allowances and medical aid.

Table 3.1.1 Personnel expenditure by programme for the period 1 April 2015 and 31 March 2016

Programme	Total expenditure (R'000)	Personnel expenditure (R'000)	Training expenditure (R'000)	Professional and special services expenditure (R'000)	Personnel expenditure as a % of total expenditure	Average personnel cost per employee (R'000)
Administration	478 309	306 024	0	0	64	80
Children and families	841 997	371 303	0	0	44.1	97
Development & research	157 164	87 620	0	0	55.8	23
Restorative services	211 967	138 462	0	0	65.3	36
Social welfare services	546 293	224 233	0	0	41	59
TOTAL	2 235 728	1 127 641	0	0	50.4	294

Table 3.1.2 Personnel costs by salary band for the period 1 April 2015 and 31 March 2016

Salary band	Personnel expenditure (R'000)	% of total personnel cost	No. of employees	Average personnel cost per employee (R'000)
Lower skilled (Levels 1-2)	0	0	0	0
Skilled (level 3-5)	188 421	16.8	1089	173 022
Highly skilled production (levels 6-8)	554 500	49.6	2104	263 546
Highly skilled supervision (levels 9-12)	213 259	19.0	422	505 353
Senior and Top management (levels 13-16)	40 411	3.6	45	898 022
Contracts	19343	1.7	172	112459
Periodical Remuneration	5 214	0.5	120	43 450
Abnormal Appointments	97 864	8.8	5365	18 241
Total	1119012	100	9317	120104

Table 3.1.3 Salaries, Overtime, Home Owners Allowance and Medical Aid by programme for the period 1 April 2015 and 31 March 2016

Programme	Salaries		Overtime		Home Owners Allowance		Medical Aid	
	Amount (R'000)	Salaries as a % of personnel costs	Amount (R'000)	Overtime as a % of personnel costs	Amount (R'000)	HOA as a % of personnel costs	Amount (R'000)	Medical aid as a % of personnel costs
Administration	231825	72.6	1386	0.4	9973	3.1	11751	3.7
Children and families	275036	74.4	1008	0.3	12614	3.4	19048	5.2
Development & research	66554	73.7	27	0	2509	2.8	3509	3.9
Restorative services	98462	70.7	928	0.7	5105	3.7	7744	5.6
Social welfare services.	176370	77.6	333	0.2	5494	2.5	8409	3.8
TOTAL	848247	74	3682	0.3	35695	3.1	50461	4.4

Table 3.1.4 Salaries, Overtime, Home Owners Allowance and Medical Aid by salary band for the period 1 April 2015 and 31 March 2016

Salary band	Salaries		Overtime		Home Owners Allowance		Medical Aid	
	Amount (R'000)	Salaries as a % of personnel costs	Amount (R'000)	Overtime as a % of personnel costs	Amount (R'000)	HOA as a % of personnel costs	Amount (R'000)	Medical aid as a % of personnel costs
Skilled (level 1-2)	0	0	0	0	0	0	0	0
Skilled (level 3-5)	129902	68.7	2494	1.3	10268	5.4	14255	7.5
Highly skilled production (levels 6-8)	405419	72.5	737	0.1	20014	3.6	29935	5.4
Highly skilled supervision (levels 9-12)	163178	71.5	285	0.1	4378	1.9	5882	2.6
Senior management (level 13-16)	33146	71.9	0	0	1036	2.2	390	0.8
Contracts	18902	94.2	165	0.8	0	0	0	0
Periodical Remuneration	0	0	0	0	0	0	0	0
Abnormal Appointments	97698	99.8	0	0	0	0	0	0
Total	848245	74	3681	0.3	35696	3.1	50462	4.4

3.2. Employment and Vacancies

The tables in this section summarise the position with regard to employment and vacancies.

The following tables summarise the number of posts on the establishment, the number of employees, the vacancy rate, and whether there are any staff that are additional to the establishment.

This information is presented in terms of three key variables:

- programme
- salary band
- critical occupations (see definition in notes below).

Departments have identified critical occupations that need to be monitored. In terms of current regulations, it is possible to create a post on the establishment that can be occupied by more than one employee. Therefore, the vacancy rate reflects the percentage of posts that are not filled.

Table 3.2.1 Employment and vacancies by programme as on 31 March 2016

Programme	Number of posts on approved establishment	Number of posts filled	Vacancy Rate	Number of employees additional to the establishment
Administration, Permanent	1243	1077	13.4	152
Children and families, Permanent	1426	1337	6.2	0
Development & research, Permanent	329	293	10.9	28
Restorative services, Permanent	599	543	9.3	0
Social welfare services, Permanent	674	582	13.6	3
TOTAL	4271	3832	10.3	183

Table 3.2.2 Employment and vacancies by salary band as on 31 March 2016

Salary band	Number of posts on approved establishment	Number of posts filled	Vacancy Rate	Number of employees additional to the establishment
Lower skilled (1-2)	53	9	83	9
Skilled(3-5)	1172	1089	7.1	0
Highly skilled production (6-8)	2223	2095	5.8	1
Highly skilled supervision (9-12)	595	422	29.1	1
Senior management (13-16)	56	45	19.6	2
Contracts	172	172	0	170
Total	4271	3832	10.3	183

Table 3.2.3 Employment and vacancies by critical occupations as on 31 March 2016

Critical occupation	Number of posts on approved establishment	Number of posts filled	Vacancy Rate	Number of employees additional to the establishment
Administrative related, Permanent	337	282	16.3	6
Agriculture related, Permanent	3	3	0	0
Auxiliary and related workers, Permanent	221	209	5.4	0
Building and other property caretakers, Permanent	4	4	0	0
Bus and heavy vehicle drivers, Permanent	3	3	0	0
Cleaners in offices workshops hospitals etc., Permanent	148	94	36.5	1
Client inform clerks(switchb recept inform clerks), Permanent	1	0	100	0
Communication and information related, Permanent	14	14	0	1
Community development workers, Permanent	257	214	16.7	0
Farm hands and labourers, Permanent	7	0	100	0
Finance and economics related, Permanent	1	1	0	0
Financial and related professionals, Permanent	26	24	7.7	8
Financial clerks and credit controllers, Permanent	78	66	15.4	19

Food services aids and waiters, Permanent	28	21	25	2
General legal administration & rel. professionals, Permanent	2	2	0	0
Head of department/chief executive officer, Permanent	1	1	0	0
Health sciences related, Permanent	1	1	0	0
Home-based personal care workers, Permanent	1	1	0	0
Household and laundry workers, Permanent	29	28	3.4	0
Household food and laundry services related, Permanent	1	1	0	0
Housekeepers laundry and related workers, Permanent	1	1	0	0
Human resources & organisat developm & relate prof, Permanent	37	34	8.1	0
Human resources clerks, Permanent	20	17	15	0
Human resources related, Permanent	38	29	23.7	1
Information technology related, Permanent	16	15	6.3	0
Legal related, Permanent	3	3	0	0
Library mail and related clerks, Permanent	1	1	0	0
Light vehicle drivers, Permanent	4	4	0	0
Logistical support personnel, Permanent	1	1	0	0
Messengers porters and deliverers, Permanent	27	24	11.1	0
Motor vehicle drivers, Permanent	1	1	0	0
Nursing assistants, Permanent	8	6	25	0
Occupational therapy, Permanent	1	1	0	0
Other administrat & related clerks and organisers, Permanent	542	516	4.8	140
Other administrative policy and related officers, Permanent	41	39	4.9	0
Other information technology personnel., Permanent	1	0	100	0
Other occupations, Permanent	41	41	0	0
Probation workers, Permanent	23	21	8.7	0
Professional nurse, Permanent	11	10	9.1	0
Secretaries & other keyboard operating clerks, Permanent	8	8	0	0
Security guards, Permanent	69	65	5.8	0

Senior managers, Permanent	60	47	21.7	5
Social sciences related, Permanent	11	11	0	0
Social sciences supplementary workers, Permanent	100	100	0	0
Social work and related professionals, Permanent	1979	1816	8.2	0
Staff nurses and pupil nurses, Permanent	4	2	50	0
Trade labourers, Permanent	5	0	100	0
Youth workers, Permanent	55	50	9.1	0
TOTAL	4271	3832	10.3	183

Notes

- The CORE classification, as prescribed by the DPSA, should be used for completion of this table.
- Critical occupations are defined as occupations or sub-categories within an occupation –
 - (a) in which there is a scarcity of qualified and experienced persons currently or anticipated in the future, either because such skilled persons are not available or they are available but do not meet the applicable employment criteria;
 - (b) for which persons require advanced knowledge in a specified subject area or science or learning field and such knowledge is acquired by a prolonged course or study and/or specialised instruction;
 - (c) where the inherent nature of the occupation requires consistent exercise of discretion and is predominantly intellectual in nature; and
 - (d) in respect of which a department experiences a high degree of difficulty to recruit or retain the services of employees.

3.3. Filling of SMS Posts

The tables in this section provide information on employment and vacancies as it relates to members of the Senior Management Service by salary level. It also provides information on advertising and filling of SMS posts, reasons for not complying with prescribed timeframes and disciplinary steps taken.

Table 3.3.1 SMS post information as on 31 March 2016

SMS Level	Total number of funded SMS posts	Total number of SMS posts filled	% of SMS posts filled	Total number of SMS posts vacant	% of SMS posts vacant
Director-General/ Head of Department					
Salary Level 16	1	1	100%	0	0%
Salary Level 15	2	0	0%	2	100%
Salary Level 14	10	8	80%	2	20%
Salary Level 13	40	35	87.5%	5	12.5%
Total	53	43	81.1%	10	18.9%

Table 3.3.2 SMS post information as on 30 September 2015

SMS Level	Total number of funded SMS posts	Total number of SMS posts filled	% of SMS posts filled	Total number of SMS posts vacant	% of SMS posts vacant
Director-General/ Head of Department					
Salary Level 16	1	1	100%	0	0%
Salary Level 15	2	1	50%	1	50%
Salary Level 14	10	8	80%	2	20%
Salary Level 13	40	37	92.5%	3	7.5%
Total	53	47	88.7	6	11.3%

Table 3.3.3 Advertising and filling of SMS posts for the period 1 April 2015 and 31 March 2016

SMS Level	Advertising		
	Number of vacancies per level advertised in 6 months of becoming vacant	Number of vacancies per level filled in 6 months of becoming vacant	Number of vacancies per level not filled in 6 months but filled in 12 months
Director-General/ Head of Department	0	0	0
Salary Level 16	0	0	0
Salary Level 15	0	0	0
Salary Level 14	0	0	0
Salary Level 13	0	0	0
Total	0	0	0

Table 3.3.4 Reasons for not having complied with the filling of funded vacant SMS - Advertised within 6 months and filled within 12 months after becoming vacant for the period 1 April 2015 and 31 March 2016

Reasons for vacancies not advertised within twelve months
SMS posts are advertised in 6 months of becoming vacant.
The filling SMS posts is currently in progress
Posts are advertised within 6 months but where no suitable candidate is found the post is reprioritised and re-advertised.
Reasons for vacancies not filled within twelve months
N/A

Notes

- In terms of the Public Service Regulations Chapter 1, Part VII C.1A.3, departments must indicate good cause or reason for not having complied with the filling of SMS posts within the prescribed timeframes.

Table 3.3.5 Disciplinary steps taken for not complying with the prescribed timeframes for filling SMS posts within 12 months for the period 1 April 20YY and 31 March 20ZZ

Reasons for vacancies not advertised within six months
N/A
Reasons for vacancies not filled within six months
N/A

Notes

- In terms of the Public Service Regulations Chapter 1, Part VII C.1A.2, departments must indicate good cause or reason for not having complied with the filling of SMS posts within the prescribed timeframes. In the event of non-compliance with this regulation, the relevant executive authority or head of department must take appropriate disciplinary steps in terms of section 16A(1) or (2) of the Public Service Act.

3.4. Job Evaluation

Within a nationally determined framework, executing authorities may evaluate or re-evaluate any job in his or her organisation. In terms of the Regulations all vacancies on salary levels 9 and higher must be evaluated before they are filled. The following table summarises the number of jobs that were evaluated during the year under review. The table also provides statistics on the number of posts that were upgraded or downgraded.

Table 3.4.1 Job Evaluation by Salary band for the period 1 April 2015 and 31 March 2016

Salary band	Number of posts on approved establishment	Number of Jobs Evaluated	% of posts evaluated by salary bands	Posts Upgraded		Posts downgraded	
				Number	% of posts evaluated	Number	% of posts evaluated
Lower Skilled (Levels1-2)	53	38	71.7	1	2.6	0	0
Skilled (Levels 3-5)	1172	53	4.5	0	0	0	0
Highly skilled production (Levels 6-8)	2223	1	0	0	0	0	0
Highly skilled supervision (Levels 9-12)	595	1	0.2	0	0	0	0
Senior Management Service Band A	42	0	0	0	0	0	0
Senior Management Service Band B	11	0	0	0	0	0	0
Senior Management Service Band C	2	0	0	0	0	0	0
Senior Management Service Band D	1	0	0	0	0	0	0
Contract	172	1	0.6	0	0	0	0
Total	4271	94	2.2	1	1.1	0	0

The following table provides a summary of the number of employees whose positions were upgraded due to their post being upgraded. The number of employees might differ from the number of posts upgraded since not all employees are automatically absorbed into the new posts and some of the posts upgraded could also be vacant.

Table 3.4.2 Profile of employees whose positions were upgraded due to their posts being upgraded for the period 1 April 2015 and 31 March 2016

Gender	African	Asian	Coloured	White	Total
Female	0	0	0	0	0
Male	0	0	0	0	0
Total	0	0	0	0	0
Employees with a disability					0

The following table summarises the number of cases where remuneration bands exceeded the grade determined by job evaluation. Reasons for the deviation are provided in each case.

Table 3.4.3 Employees with salary levels higher than those determined by job evaluation by occupation for the period 1 April 2015 and 31 March 2016

Total number of Employees whose salaries exceeded the grades determine by job evaluation	None
---	-------------

The following table summarises the beneficiaries of the above in terms of race, gender, and disability.

Table 3.4.4 Profile of employees who have salary levels higher than those determined by job evaluation for the period 1 April 2015 and 31 March 2016

Total number of Employees whose salaries exceeded the grades determine by job evaluation	None
---	-------------

3.5. Employment Changes

This section provides information on changes in employment over the financial year. Turnover rates provide an indication of trends in the employment profile of the department. The following tables provide a summary of turnover rates by salary band and critical occupations (see definition in notes below).

Table 3.5.1 Annual turnover rates by salary band for the period 1 April 2015 and 31 March 2016

Salary band	Number of employees at beginning of period-1 April 2015	Appointments and transfers into the department	Terminations and transfers out of the department	Turnover rate
Lower skilled (Levels 1-2)	0	0	0	0
Skilled (Levels3-5)	1110	22	34	3.1
Highly skilled production (Levels 6-8)	2149	9	51	2.4
Highly skilled supervision (Levels 9-12)	424	5	20	4.7
Senior Management Service Bands A	34	0	0	0
Senior Management Service Bands B	7	0	0	0
Senior Management Service Bands C	1	0	1	100
Senior Management Service Bands D	1	0	0	0
Contracts	58	148	33	16
Total	3784	184	139	3.7

Table 3.5.2 Annual turnover rates by critical occupation for the period 1 April 2014 and 31 March 2015

Critical occupation	Number of employees at beginning of period-April 2015	Appointments and transfers into the department	Terminations and transfers out of the department	Turnover rate
Administrative related, Permanent	277	5	14	5.1
Agriculture related, Permanent	4	0	0	0
Auxiliary and related workers, Permanent	217	3	8	3.7
Building and other property caretakers, Permanent	4	0	0	0
Bus and heavy vehicle drivers, Permanent	3	0	0	0
Cleaners in offices workshops hospitals etc., Permanent	93	5	4	4.3
Client inform clerks(switchb receipt inform clerks), Permanent	1	0	1	100
Communication and information related, Permanent	10	3	0	0
Community development workers, Permanent	213	5	2	0.9
Finance and economics related, Permanent	1	0	0	0
Financial and related professionals, Permanent	21	1	0	0
Financial clerks and credit controllers, Permanent	68	2	5	7.4
Food services aids and waiters, Permanent	23	0	2	8.7
General legal administration & rel. professionals, Permanent	2	0	0	0
Health sciences related, Permanent	1	0	0	0
Home-based personal care workers, Permanent	1	0	0	0
Household and laundry workers, Permanent	29	0	1	3.4

Household food and laundry services related, Permanent	1	0	0	0
Housekeepers laundry and related workers, Permanent	1	0	0	0
Human resources & organisat developm & relate prof, Permanent	38	0	2	5.3
Human resources clerks, Permanent	18	0	1	5.6
Human resources related, Permanent	29	1	1	3.4
Information technology related, Permanent	18	0	2	11.1
Legal related, Permanent	3	0	0	0
Library mail and related clerks, Permanent	2	0	0	0
Light vehicle drivers, Permanent	5	0	1	20
Logistical support personnel, Permanent	3	0	1	33.3
Messengers porters and deliverers, Permanent	28	1	3	10.7
Motor vehicle drivers, Permanent	1	0	0	0
Nursing assistants, Permanent	4	3	0	0
Occupational therapy, Permanent	1	0	0	0
Other administrat & related clerks and organisers, Permanent	404	149	39	9.7
Other administrative policy and related officers, Permanent	37	0	0	0
Other occupations, Permanent	39	0	0	0
Probation workers, Permanent	24	0	2	8.3
Professional nurse, Permanent	9	0	0	0

Secretaries & other keyboard operating clerks, Permanent	9	0	0	0
Security guards, Permanent	70	0	4	5.7
Security officers, Permanent	1	0	1	100
Senior managers, Permanent	43	0	2	4.7
Social sciences related, Permanent	11	0	0	0
Social sciences supplementary workers, Permanent	102	0	2	2
Social work and related professionals, Permanent	1869	1	40	2.1
Staff nurses and pupil nurses, Permanent	2	0	0	0
Youth workers, Permanent	44	5	1	2.3
TOTAL	3784	184	139	3.7

Notes

- The CORE classification, as prescribed by the DPSA, should be used for completion of this table.
- Critical occupations are defined as occupations or sub-categories within an occupation –
 - (a) in which there is a scarcity of qualified and experienced persons currently or anticipated in the future, either because such skilled persons are not available or they are available but do not meet the applicable employment criteria;
 - (b) for which persons require advanced knowledge in a specified subject area or science or learning field and such knowledge is acquired by a prolonged course or study and/or specialised instruction;
 - (c) where the inherent nature of the occupation requires consistent exercise of discretion and is predominantly intellectual in nature; and
 - (d) in respect of which a department experiences a high degree of difficulty to recruit or retain the services of employees.

The table below identifies the major reasons why staff left the department.

Table 3.5.3 Reasons why staff left the department for the period 1 April 2015 and 31 March 2016

Termination Type	Number	% of Total Resignations
Death	10	7.2
Resignation	75	54
Expiry of contract	24	17.3
Dismissal – operational changes		
Dismissal – misconduct	1	0.7
Dismissal – inefficiency		
Discharged due to ill-health	1	0.7
Retirement	28	20.1
Transfer to other Public Service Departments		
Other		
Total	139	100
Total number of employees who left as a % of total employment	3.7	

Table 3.5.4 Promotions by critical occupation for the period 1 April 2015 and 31 March 2016

Occupation	Employees 1 April 2015	Promotions to another salary level	Salary level promotions as a % of employees by occupation	Progressions to another notch within a salary level	Notch progression as a % of employees by occupation
Administrative related	277	13	4.7	152	54.9
Agriculture related	4	0	0	3	75
Auxiliary and related workers	217	0	0	62	28.6
Building and other property caretakers	4	0	0	4	100

Bus and heavy vehicle drivers	3	0	0	2	66.7
Cleaners in offices workshops hospitals etc.	93	0	0	70	75.3
Client inform clerks(switchb receipt inform clerks)	1	0	0	0	0
Communication and information related	10	0	0	5	50
Community development workers	213	4	1.9	31	14.6
Finance and economics related	1	0	0	1	100
Financial and related professionals	21	0	0	8	38.1
Financial clerks and credit controllers	68	0	0	25	36.8
Food services aids and waiters	23	0	0	21	91.3
General legal administration & rel. professionals	2	0	0	0	0
Head of department/chief executive officer	0	1	0	0	0
Health sciences related	1	0	0	1	100
Home-based personal care workers	1	0	0	0	0
Household and laundry workers	29	0	0	25	86.2
Household food and laundry services related	1	0	0	1	100
Housekeepers laundry and related workers	1	0	0	1	100
Human resources & organisat developm & relate prof	38	0	0	22	57.9
Human resources clerks	18	0	0	14	77.8
Human resources related	29	0	0	22	75.9

Information technology related	18	0	0	11	61.1
Legal related	3	0	0	0	0
Library mail and related clerks	2	0	0	2	100
Light vehicle drivers	5	0	0	4	80
Logistical support personnel	3	0	0	0	0
Messengers porters and deliverers	28	0	0	18	64.3
Motor vehicle drivers	1	0	0	1	100
Nursing assistants	4	0	0	1	25
Occupational therapy	1	0	0	1	100
Other administrat & related clerks and organisers	404	1	0.2	212	52.5
Other administrative policy and related officers	37	3	8.1	31	83.8
Other occupations	39	0	0	23	59
Probation workers	24	0	0	7	29.2
Professional nurse	9	1	11.1	2	22.2
Secretaries & other keyboard operating clerks	9	0	0	6	66.7
Security guards	70	0	0	50	71.4
Security officers	1	0	0	0	0
Senior managers	43	4	9.3	5	11.6
Social sciences related	11	0	0	2	18.2

Social sciences supplementary workers	102	0	0	53	52
Social work and related professionals	1869	15	0.8	566	30.3
Staff nurses and pupil nurses	2	0	0	0	0
Youth workers	44	3	6.8	10	22.7
TOTAL	3784	45	1.2	1475	39

Table 3.5.5 Promotions by salary band for the period 1 April 2015 and 31 March 2016

Salary Band	Employees 1 April 2015	Promotions to another salary level	Salary bands promotions as a % of employees by salary level	Progressions to another notch within a salary level	Notch progression as a % of employees by salary bands
Lower skilled (Levels 1-2)	0	0	0	0	0
Skilled (Levels3-5)	1110	2	0.2	632	56.9
Highly skilled production (Levels 6-8)	2149	13	0.6	657	30.6
Highly skilled supervision (Levels 9-12)	424	26	6.1	186	43.9
Senior Management (Level 13-16)	43	4	9.3	0	0
Contract	58	0	0	0	0
Total	3784	45	1.2	1475	39

3.6. Employment Equity

Table 3.6.1 Total number of employees (including employees with disabilities) in each of the following occupational categories as on 31 March 2016

Occupational category	Male				Female				Total
	African	Coloured	Indian	White	African	Coloured	Indian	White	
Legislators, senior officials and managers	27	0	2	0	20	0	0	0	49
Professionals	392	2	4	2	1787	4	46	1	2238
Technicians and associate professionals	166	5	28	0	407	10	26	0	642
Clerks	167	0	20	2	383	4	27	5	608
Service and sales workers	57	0	0	0	17	1	1	0	76
Skilled agriculture and fishery workers	0	0	0	0	0	0	0	0	0
Craft and related trades workers	0	0	0	0	0	0	0	0	0
Plant and machine operators and assemblers	6	1	1	0	0	0	0	0	8
Elementary occupations	73	4	5	0	123	0	6	0	211
Other	0	0	0	0	0	0	0	0	0
Total	888	12	60	4	2737	19	106	6	3832
Employees with disabilities	10	1	1	1	27	0	2	0	42

Table 3.6.2 Total number of employees (including employees with disabilities) in each of the following occupational bands as on 31 March 2016

Occupational band	Male				Female				Total
	African	Coloured	Indian	White	African	Coloured	Indian	White	
Top Management	0	0	0	0	1	0	0	0	1
Senior Management	24	0	1	0	18	0	1	0	44
Professionally qualified and experienced specialists and mid-management	82	2	6	1	290	4	37	0	422
Skilled technical and academically qualified workers, junior management, supervisors, foreman and superintendents	365	4	35	3	1626	9	47	6	2095
Semi-skilled and discretionary decision making	357	6	17	0	682	6	21	0	1089
Unskilled and defined decision making	2	0	0	0	7	0	0	0	9
Contracts	58		1		113				172
Total	888	12	60	4	2737	19	106	6	3832

Table 3.6.3 Recruitment for the period 1 April 2015 to 31 March 2016

Occupational band	Male				Female				Total
	African	Coloured	Indian	White	African	Coloured	Indian	White	
Top Management	0	0	0	0	0	0	0	0	0
Senior Management	0	0	0	0	0	0	0	0	0
Professionally qualified and experienced specialists and mid-management	2	0	0	0	3	0	0	0	5
Skilled technical and academically qualified workers, junior management, supervisors, foreman and superintendents	3	0	1	0	5	0	0	0	9
Semi-skilled and discretionary decision making	10	0	1	0	11	0	0	0	22
Unskilled and defined decision making	0	0	0	0	0	0	0	0	0
Contract	45	0	0	0	103	0	0	0	148
Total	60	0	2	0	122	0	0	0	184
Employees with disabilities	0	0	0	0	0	0	0	0	0

Table 3.6.4 Promotions for the period 1 April 2015 to 31 March 2016

Occupational band	Male				Female				Total
	African	Coloured	Indian	White	African	Coloured	Indian	White	
Top Management	0	0	0	0	0	0	0	0	0
Senior Management	3	0	0	0	1	0	0	0	4
Professionally qualified and experienced specialists and mid-management	37	2	3	1	157	2	10	0	212
Skilled technical and academically qualified workers, junior management, supervisors, foreman and superintendents	117	1	12	3	505	6	22	4	670
Semi-skilled and discretionary decision making	223	4	12	0	380	2	13	0	634
Unskilled and defined decision making	0	0	0	0	0	0	0	0	0
Contract	0	0	0	0	0	0	0	0	0
Total	380	7	27	4	1043	10	45	4	1520
Employees with disabilities	6	1	1	1	12	0	2	0	23

Table 3.6.5 Terminations for the period 1 April 2015 to 31 March 2016

Occupational band	Male				Female				Total
	African	Coloured	Indian	White	African	Coloured	Indian	White	
Top Management	0	0	0	0	1	0	0	0	1
Senior Management	0	0	0	0	0	0	0	0	0
Professionally qualified and experienced specialists and mid-management	5	0	3	0	8	1	3	0	20
Skilled technical and academically qualified workers, junior management, supervisors, foreman and superintendents	15	0	0	1	32	0	3	0	51
Semi-skilled and discretionary decision making	19	0	0	0	15	0	0	0	34
Unskilled and defined decision making	0	0	0	0	0	0	0	0	0
Contract	13	0	1	0	19	0	0	0	33
Total	52	0	4	1	75	1	6	0	139
Employees with Disabilities	1	0	0	1	0	0	0	0	2

Table 3.6.6 Disciplinary action for the period 1 April 2015 to 31 March 2016

Disciplinary action	Male				Female				Total
	African	Coloured	Indian	White	African	Coloured	Indian	White	
Dismissals	1	0	0	0	0	0	0	0	1
Final Written warnings	3	0	0	0	2	0	0	0	5
Suspension without pay	4	0	0	0	1	0	0	0	5

Table 3.6.7 Skills development for the period 1 April 2015 to 31 March 2016

Occupational category	Male				Female				Total
	African	Coloured	Indian	White	African	Coloured	Indian	White	
Legislators, senior officials and managers	47	0	1	0	119	0	1	0	168
Professionals	129	0	4	0	667	1	9	1	811
Technicians and associate professionals	0	0	0	0	2	0	0	0	2
Clerks	86	11	0	0	111	1	9	1	219
Service and sales workers	0	0	0	0	0	0	0	0	0
Skilled agriculture and fishery workers	0	0	0	0	0	0	0	0	0
Craft and related trades workers	0	0	0	0	0	0	0	0	1
Plant and machine operators and assemblers	0	0	0	0	0	0	0	0	0
Elementary occupations	0	0	0	0	5	0	1	0	5
Total	262	11	5	0	904	2	20	2	1206
Employees with disabilities	47	0	1	0	119	0	1	0	168

3.7. **Signing of Performance Agreements by SMS Members**

All members of the SMS must conclude and sign performance agreements within specific timeframes. Information regarding the signing of performance agreements by SMS members, the reasons for not complying within the prescribed timeframes and disciplinary steps taken is presented here.

Table 3.7.1 Signing of Performance Agreements by SMS members as on 31 May 2015

SMS Level	Total number of funded SMS posts	Total number of SMS members	Total number of signed performance agreements	Signed performance agreements as % of total number of SMS members
Director-General/ Head of Department	01	01	01	100%
Salary Level 15	01	01	01	100%
Salary Level 14	12	09	09	100%
Salary Level 13	44	44	42	96%
Total	53	52	50	96%

Notes

- In the event of a National or Provincial election occurring within the first three months of a financial year all members of the SMS must conclude and sign their performance agreements for that financial year within three months following the month in which the elections took place. For example if elections took place in April, the reporting date in the heading of the table above should change to 31 July 2014.

Table 3.7.2 Reasons for not having concluded Performance agreements for all SMS members as on 31 March 2016

Reasons
The two SMS members were reported to be on long sick leave.

Notes

- The reporting date in the heading of this table should be aligned with that of Table 3.7.1.

Table 3.7.3 Disciplinary steps taken against SMS members for not having concluded Performance agreements as on 31 March 2016

Reasons
None

Notes

- The reporting date in the heading of this table should be aligned with that of Table 3.7.1.

3.8. Performance Rewards

To encourage good performance, the department has granted the following performance rewards during the year under review. The information is presented in terms of race, gender, disability, salary bands and critical occupations (see definition in notes below).

Table 3.8.1 Performance Rewards by race, gender and disability for the period 1 April 2015 to 31 March 2016

Race and Gender	Beneficiary Profile			Cost	
	Number of beneficiaries	Number of employees	% of total within group	Cost (R'000)	Average cost per employee
African					
Male	1	878	0.1	24	24 404
Female	0	2710	0	0	0
Asian					
Male	0	59	0	0	0
Female	0	104	0	0	0
Coloured					
Male	0	11	0	0	0
Female	0	19	0	0	0
White					
Male	0	3	0	0	0
Female	0	6	0	0	0
Employees with a disability	1	42	2.4	7	6 913
Total	2	3832	0.1	31	15 658

Table 3.8.2 Performance Rewards by salary band for personnel below Senior Management Service for the period 1 April 2015 to 31 March 2016

Salary band	Beneficiary Profile			Cost		Total cost as a % of the total personnel expenditure
	Number of beneficiaries	Number of employees	% of total within salary bands	Total Cost (R'000)	Average cost per employee	
Lower Skilled (Levels 1-2)	0	0	0	0	0	0
Skilled (level 3-5)	0	0	0	0	0	0
Highly skilled production (level 6-8)	1	0	0	7	7000	0
Highly skilled supervision (level 9-12)	1	0	0.2	24	24000	0
Contracts	0	171	0	0	0	0
Periodical Remuneration	0	120	0	0	0	0
Abnormal Appointments	0	5365	0	0	0	0
Total	2	9271	0	31	15500	0

Table 3.8.3 Performance Rewards by critical occupation for the period 1 April 2015 to 31 March 2016

Critical occupation	Beneficiary Profile		Cost		
	Number of beneficiaries	Number of employees	% of total within occupation	Total Cost (R'000)	Average cost per employee
Administrative related	1	282	0.4	24	24 000
Agriculture related	0	3	0	0	0
Auxiliary and related workers	0	209	0	0	0
Building and other property caretakers	0	4	0	0	0
Bus and heavy vehicle drivers	0	3	0	0	0
Cleaners in offices workshops hospitals etc.	0	94	0	0	0
Communication and information related	0	14	0	0	0
Community development workers	0	214	0	0	0
Finance and economics related	0	1	0	0	0
Financial and related professionals	0	24	0	0	0
Financial clerks and credit controllers	1	66	1.5	7	7 000
Food services aids and waiters	0	21	0	0	0
General legal administration & rel. professionals	0	2	0	0	0
Head of department/chief executive officer	0	1	0	0	0
Health sciences related	0	1	0	0	0
Home-based personal care workers	0	1	0	0	0
Household and laundry workers	0	28	0	0	0
Household food and laundry services related	0	1	0	0	0
Housekeepers laundry and related workers	0	1	0	0	0

Human resources & organisat developm & relate prof	0	34	0	0	0
Human resources clerks	0	17	0	0	0
Human resources related	0	29	0	0	0
Information technology related	0	15	0	0	0
Legal related	0	3	0	0	0
Library mail and related clerks	0	1	0	0	0
Light vehicle drivers	0	4	0	0	0
Logistical support personnel	0	1	0	0	0
Messengers porters and deliverers	0	24	0	0	0
Motor vehicle drivers	0	1	0	0	0
Nursing assistants	0	6	0	0	0
Occupational therapy	0	1	0	0	0
Other administrat & related clerks and organisers	0	507	0	0	0
Other administrative policy and related officers	0	39	0	0	0
Other occupations	0	41	0	0	0
Probation workers	0	21	0	0	0
Professional nurse	0	10	0	0	0
Rank: Unknown	0	9	0	0	0
Secretaries & other keyboard operating clerks	0	8	0	0	0
Security guards	0	65	0	0	0
Senior managers	0	47	0	0	0
Social sciences related	0	11	0	0	0

Social sciences supplementary workers	0	100	0	0	0
Social work and related professionals	0	1816	0	0	0
Staff nurses and pupil nurses	0	2	0	0	0
Youth workers	0	50	0	0	0
TOTAL	2	3832	0.1	31	15500

Notes

- The CORE classification, as prescribed by the DPSA, should be used for completion of this table.
- Critical occupations are defined as occupations or sub-categories within an occupation –
 - (a) in which there is a scarcity of qualified and experienced persons currently or anticipated in the future, either because such skilled persons are not available or they are available but do not meet the applicable employment criteria;
 - (b) for which persons require advanced knowledge in a specified subject area or science or learning field and such knowledge is acquired by a prolonged course or study and/or specialised instruction;
 - (c) where the inherent nature of the occupation requires consistent exercise of discretion and is predominantly intellectual in nature; and
 - (d) in respect of which a department experiences a high degree of difficulty to recruit or retain the services of employees;

Table 3.8.4 Performance related rewards (cash bonus), by salary band for Senior Management Service for the period 1 April 2015 to 31 March 2016

Salary band	Beneficiary Profile			Cost		Total cost as a % of the total personnel expenditure
	Number of beneficiaries	Number of employees	% of total within salary bands	Total Cost (R'000)	Average cost per employee	
Band A	0	36	0	0	0	0
Band B	0	8	0	0	0	0
Band C	0	0	0	0	0	0
Band D	0	2	0	0	0	0
Total	0	46	0	0	0	0

3.9. Foreign Workers

The tables below summarise the employment of foreign nationals in the department in terms of salary band and major occupation.

Table 3.9.1 Foreign workers by salary band for the period 1 April 2015 and 31 March 2016

Salary band	01 April 2014		31 March 2016		Change	
	Number	% of total	Number	% of total	Number	% Change
Lower skilled	0	0	0	0	0	0
Highly skilled production (Lev. 6-8)	0	0	0	0	0	0
Highly skilled supervision (Lev. 9-12)	0	0	0	0	0	0
Contract (level 9-12)	0	0	0	0	0	0
Contract (level 13-16)	0	0	0	0	0	0
Total	0	0	0	0	0	0

Table 3.9.2 Foreign workers by major occupation for the period 1 April 2015 and 31 March 2016

Major occupation	01 April 2015		31 March 2016		Change	
	Number	% of total	Number	% of total	Number	% Change
Total	0	0	0	0	0	0

3.10. Leave utilisation

The Public Service Commission identified the need for careful monitoring of sick leave within the public service. The following tables provide an indication of the use of sick leave and disability leave. In both cases, the estimated cost of the leave is also provided.

Table 3.10.1 Sick leave for the period 1 January 2015 to 31 December 2015

Salary band	Total days	% Days with Medical certification	Number of Employees using sick leave	% of total employees using sick leave	Average days per employee	Estimated Cost (R'000)
Lower Skills (Level 1-2)	0	0	0	0	0	0
Skilled (levels 3-5)	6483	84.2	828	27.4	8	4 265
Highly skilled production (levels 6-8)	13268	84.3	1714	56.7	8	13 904
Highly skilled supervision (levels 9 -12)	2312	83.7	329	10.9	7	4 411
Top and Senior management (levels 13-16)	300	94	27	0.9	11	1 079
Contract	421	63.4	125	4.1	3.4	268
Total	22784	84	3023	100	8	23927

Table 3.10.2 Disability leave (temporary and permanent) for the period 1 January 2015 to 31 December 2015

Salary band	Total days	% Days with Medical certification	Number of Employees using disability leave	% of total employees using disability leave	Average days per employee	Estimated Cost (R'000)
Lower skilled (Levels 1-2)	0	0	0	0	0	0
Skilled (Levels 3-5)	633	100	42	33.6	15	402
Highly skilled production (Levels 6-8)	948	100	68	54.4	14	989
Highly skilled supervision (Levels 9-12)	297	100	14	11.2	21	606
Senior management (Levels 13-16)	23	100	1	0.8	23	72
Total	1901	100	125	100	15	2069

The table below summarises the utilisation of annual leave. The wage agreement concluded with trade unions in the PSCBC in 2000 requires management of annual leave to prevent high levels of accrued leave being paid at the time of termination of service.

Table 3.10.3 Annual Leave for the period 1 January 2015 to 31 December 2015

Salary band	Total days taken	Number of Employees using annual leave	Average per employee
Lower skilled (Levels 1-2)	0	0	0
Skilled Levels 3-5)	25431.5	1099	23
Highly skilled production (Levels 6-8)	46582.76	2141	22
Highly skilled supervision (Levels 9-12)	10959.25	438	25
Senior management (Levels 13-16)	1095	46	24
Contract	1853	230	8
Total	85921.51	3954	22

Table 3.10.4 Capped leave for the period 1 January 2015 to 31 December 2015

Salary band	Total days of capped leave taken	Number of Employees using capped leave	Average number of days taken per employee	Average capped leave per employee as on 31 March 2015
Lower skilled (Levels 1-2)	0	0	0	0
Skilled Levels 3-5)	77	13	6	53
Highly skilled production (Levels 6-8)	57	12	5	75
Highly skilled supervision(Levels 9-12)	56	8	7	75
Senior management (Levels 13-16)	0	0	0	0
Total	190	33	6	66

The following table summarise payments made to employees as a result of leave that was not taken.

Table 3.10.5 Leave payouts for the period 1 April 2015 and 31 March 2016

Reason	Total amount (R'000)	Number of employees	Average per employee (R'000)
Leave payout for 2014/YY due to non-utilisation of leave for the previous cycle	36	1	36000
Capped leave payouts on termination of service for 2014/15	3 548	80	44350
Current leave payout on termination of service for 2014/15	688	46	14957
Total	4272	127	33638

3.11. HIV/AIDS & Health Promotion Programmes

Table 3.11.1 Steps taken to reduce the risk of occupational exposure

Units/categories of employees identified to be at high risk of contracting HIV & related diseases (if any)	Key steps taken to reduce the risk
None	None

Table 3.11.2 Details of Health Promotion and HIV/AIDS Programmes (tick the applicable boxes and provide the required information)

Question	Yes	No	Details, if yes
1. Has the department designated a member of the SMS to implement the provisions contained in Part VI E of Chapter 1 of the Public Service Regulations, 2001? If so, provide her/his name and position.	✓		Mr MT Mazibuko – Senior Manager : Human Resource Administration
2. Does the department have a dedicated unit or has it designated specific staff members to promote the health and well-being of your employees? If so, indicate the number of employees who are involved in this task and the annual budget that is available for this purpose.	✓		There is an Employee Wellness Sub- Directorate. There are two employees. The budget is under Goods and Services.
3. Has the department introduced an Employee Assistance or Health Promotion Programme for your employees? If so, indicate the key elements/services of this Programme.	✓		Officials participate in annual health promotion programme. Health Promotion Programmes were launched to all Clusters. The programme involves healthy living activities, address on various health issues and exhibitions on health products.
4. Has the department established (a) committee(s) as contemplated in Part VI E.5 (e) of Chapter 1 of the Public Service Regulations, 2001? If so, please provide the names of the members of the committee and the stakeholder(s) that they represent.	✓		Ms TN Ndlovu, Mr E Ntuli ,Mrs TJ Ndlovu, Ms PB Zondi, Ms AC Thusi, Mr VP Jili, Mr CM Ndlovu, Mr AB Dlamini, Ms FS Simamane, Ms PP Radebe Sokhulu, Ms SV Shangase, Mr ZB Simelane, Ms RZ Lushaba, Mr SE Mkhize, Mr LN Zulu, Mr PM Mpanza, Ms NA Sithole, Ms TW Gazu, Ms NG Zungu, Mrs NZH Hadebe Mr M Zulu and Ms NHP Khanyile.

			The members were drawn from all programmes of the Department at different levels of the structure.
5. Has the department reviewed its employment policies and practices to ensure that these do not unfairly discriminate against employees on the basis of their HIV status? If so, list the employment policies/practices so reviewed.	✓		Policy on HIV/AIDS, STI & TB Management. Policy on Wellness Management. Policy on Recruitment and Selection. Policy on Leave of absence.
6. Has the department introduced measures to protect HIV-positive employees or those perceived to be HIV-positive from discrimination? If so, list the key elements of these measures.	✓		HIV and AIDS Policy in place with principles and guidelines on the management of people affected.
7. Does the department encourage its employees to undergo Voluntary Counselling and Testing? If so, list the results that you have achieved.	✓		Awareness done during health promotion Programme/Wellness days. Health screenings are conducted during Health Promotion Programmes/Wellness days.
8. Has the department developed measures/indicators to monitor & evaluate the impact of its health promotion programme? If so, list these measures/indicators.	✓		Survey questionnaires available and analysed

3.12. Labour Relations

Table 3.12.1 Collective agreements for the period 1 April 2015 and 31 March 2016

Total number of Collective agreements	07
--	-----------

The following table summarises the outcome of disciplinary hearings conducted within the department for the year under review.

Table 3.12.2 Misconduct and disciplinary hearings finalised for the period 1 April 2015 and 31 March 2016

Outcomes of disciplinary hearings	Number	% of total
Correctional counselling	0	0
Verbal warning	0	0
Written warning	0	0
Final written warning	5	35.71%
Suspended without pay	4	28.57%
Fine	0	0

Demotion	0	0
Dismissal	1	7.14%
Not guilty	0	0
Case withdrawn	4	28.57%
Total	14	100%

Table 3.12.3 Types of misconduct addressed at disciplinary hearings for the period 1 April 2015 and 31 March 2016

Type of misconduct	Number	% of total
Damage to State property: Vehicle	3	25%
Insubordination	1	8.33%
Unacceptable behaviour	2	16.66%
Contravening work ethics	2	16.66%
Under the influence of alcohol whilst performing duties	1	8.33%
Fraud and corruption	3	25%
Total	12	100%

Table 3.12.4 Grievances logged for the period 1 April 2015 and 31 March 2016

Grievances	Number	% of Total
Number of grievances resolved	0	0
Number of grievances not resolved	3	100%
Total number of grievances lodged	3	100%

Table 3.12.5 Disputes logged with Councils for the period 1 April 2015 and 31 March 2016

Disputes	Number	% of Total
Number of disputes upheld	3	25%
Number of disputes dismissed	2	16.66%
Number of disputes outstanding	7	58.33%
Total number of disputes lodged	12	100%

Table 3.12.6 Strike actions for the period 1 April 2015 and 31 March 2016

Total number of persons working days lost	0
Total costs working days lost	0
Amount recovered as a result of no work no pay (R'000)	0

Table 3.12.7 Precautionary suspensions for the period 1 April 2015 and 31 March 2016

Number of people suspended	01
Number of people who's suspension exceeded 30 days	01
Average number of days suspended	60
Cost of suspension(R'000)	R24,196.50

3.13. Skills development

This section highlights the efforts of the department with regard to skills development.

Table 3.13.1 Training needs identified for the period 1 April 2015 and 31 March 2016

Occupational category	Gender	Number of employees as at 1 April 2015	Training needs identified at start of the reporting period			
			Learnerships	Skills Programmes & other short courses	Other forms of training	Total
Legislators, senior officials and managers	Female	21	0	30	0	30
	Male	25	0	40	0	40
Professionals	Female	1887	0	1500	0	1500
	Male	417	0	73	0	73
Technicians and associate professionals	Female	439	0	200	0	200
	Male	207	0	96	0	96
Clerks	Female	383	0	160	0	160
	Male	183	0	64	0	64
Service and sales workers	Female	12	0	0	0	0
	Male	58	0	0	0	0
Skilled agriculture and fishery workers	Female	0	0	0	0	0
	Male	0	0	0	0	0
Craft and related trades workers	Female	0	0	0	0	0
	Male	0	0	0	0	0
Plant and machine operators and assemblers	Female	0	0	0	0	0
	Male	9	0	0	0	0
Elementary occupations	Female	139	0	30	0	30
	Male	88	0	15	0	15
Other, Permanent	Female	1	0	0	0	0
	Male	0	0	0	0	0
Sub Total	Female	2882	0	1920	0	1920
	Male	987	0	288	0	288
Total		3869	0	2208	0	2208

Table 3.13.2 Training provided for the period 1 April 2015 and 31 March 2016

Occupational category	Gender	Number of employees as at 1 April 2015	Training provided within the reporting period			
			Learnerships	Skills Programmes & other short courses	Other forms of training	Total

Legislators, senior officials and managers	Female	21	0	68	0	68
	Male	25	0	44	0	44
Professionals	Female	1887	0	917	0	917
	Male	417	0	55	0	55
Technicians and associate professionals	Female	439	0	40	0	40
	Male	207	0	29	0	29
Clerks	Female	383	0	119	0	119
	Male	183	0	34	0	34
Service and sales workers	Female	12	0	0	0	0
	Male	58	0	0	0	0
Skilled agriculture and fishery workers	Female	0	0	0	0	0
	Male	0	0	0	0	0
Craft and related trades workers	Female	0	0	0	0	0
	Male	0	0	0	0	0
Plant and machine operators and assemblers	Female	0	0	0	0	0
	Male	9	0	0	0	0
Elementary occupations	Female	139	0	18	0	18
	Male	88	0	27	0	27
Other, Permanent	Female	1	0	0	0	0
	Male	0	0	0	0	0
Sub Total	Female	2882	0	1162	0	1162
	Male	987	0	189	0	189
Total		3869	0	1351	0	1351

3.14. Injury on duty

The following tables provide basic information on injury on duty.

Table 3.14.1 Injury on duty for the period 1 April 2015 and 31 March 2016

Nature of injury on duty	Number	% of total
Required basic medical attention only	0	0
Temporary Total Disablement	0	0
Permanent Disablement	0	0
Fatal	0	0
Total	0	0

3.15. Utilisation of Consultants

The following tables relates information on the utilisation of consultants in the department. In terms of the Public Service Regulations “consultant” means a natural or juristic person or a partnership who or which provides in terms of a specific contract on an ad hoc basis any of the following professional services to a department against remuneration received from any source:

- (a) The rendering of expert advice;
- (b) The drafting of proposals for the execution of specific tasks; and
- (c) The execution of a specific task which is of a technical or intellectual nature, but excludes an employee of a department.

Table 3.15.1 Report on consultant appointments using appropriated funds for the period 1 April 2015 and 31 March 2016

Project title	Total number of consultants that worked on project	Duration (work days)	Contract value in Rand
0	0	0	0
0	0	0	0

Total number of projects	Total individual consultants	Total duration Work days	Total contract value in Rand
0	0	0	0
0	0	0	0

Table 3.15.2 Analysis of consultant appointments using appropriated funds, in terms of Historically Disadvantaged Individuals (HDIs) for the period 1 April 2015 and 31 March 2016

Project title	Percentage ownership by HDI groups	Percentage management by HDI groups	Number of consultants from HDI groups that work on the project
0	0	0	0
0	0	0	0

Table 3.15.3 Report on consultant appointments using Donor funds for the period 1 April 2015 and 31 March 2016

Project title	Total Number of consultants that worked on project	Duration (Work days)	Donor and contract value in Rand
0	0	0	0
0	0	0	0

Total number of projects	Total individual consultants	Total duration Work days	Total contract value in Rand
0	0	0	0
0	0	0	0

Table 3.15.4 Analysis of consultant appointments using Donor funds, in terms of Historically Disadvantaged Individuals (HDIs) for the period 1 April 2015 and 31 March 2016

Project title	Percentage ownership by HDI groups	Percentage management by HDI groups	Number of consultants from HDI groups that work on the project
0	0	0	0
0	0	0	0

3.16. Severance Packages

Table 3.16.1 Granting of employee initiated severance packages for the period 1 April 2015 and 31 March 2016

Salary band	Number of applications received	Number of applications referred to the MPSA	Number of applications supported by MPSA	Number of packages approved by department
Lower skilled (Levels 1-2)	0	0	0	0
Skilled Levels 3-5)	0	0	0	0
Highly skilled production (Levels 6-8)	0	0	0	0
Highly skilled supervision (Levels 9-12)	0	0	0	0
Senior management (Levels 13-16)	0	0	0	0
Total	0	0	0	0

PART E: FINANCIAL INFORMATION

ANNUAL FINANCIAL STATEMENTS
for the year ended 31 March 2016

**Report of the auditor-general to the KwaZulu-Natal Provincial Legislature on vote no. 13:
Department of Social Development**

Report on the financial statements

Introduction

1. I have audited the financial statements of the Department of Social Development set out on pages 167 to 237, which comprise the appropriation statement, the statement of financial position as at 31 March 2016, the statement of financial performance, statement of changes in net assets, and cash flow statement for the year then ended, as well as the notes, comprising a summary of significant accounting policies and other explanatory information.

Accounting officer's responsibility for the financial statements

2. The accounting officer is responsible for the preparation and fair presentation of these financial statements in accordance with the Modified Cash Standard (MCS) prescribed by the National Treasury and the requirements of the Public Finance Management Act of South Africa, 1999 (Act No. 1 of 1999) (PFMA) and the Division of Revenue Act of South Africa, 2015 (Act No. 1 of 2015) (DoRA), and for such internal control as the accounting officer determines is necessary to enable the preparation of financial statements that are free from material misstatement, whether due to fraud or error.

Auditor-general's responsibility

3. My responsibility is to express an opinion on these financial statements based on my audit. I conducted my audit in accordance with the International Standards on Auditing. Those standards require that I comply with ethical requirements, and plan and perform the audit to obtain reasonable assurance about whether the financial statements are free from material misstatement.
4. An audit involves performing procedures to obtain audit evidence about the amounts and disclosures in the financial statements. The procedures selected depend on the auditor's judgement, including the assessment of the risks of material misstatement of the financial statements, whether due to fraud or error. In making those risk assessments, the auditor considers internal control relevant to the department's preparation and fair presentation of the financial statements in order to design audit procedures that are appropriate in the circumstances, but not for the purpose of expressing an opinion on the effectiveness of the department's internal control. An audit also includes evaluating the appropriateness of accounting policies used and the reasonableness of accounting estimates made by management, as well as evaluating the overall presentation of the financial statements.
5. I believe the audit evidence I have obtained is sufficient and appropriate to provide a basis for my audit opinion.

Opinion

6. In my opinion, the financial statements present fairly, in all material respects, the financial position of the Department of Social Development as at 31 March 2016 and its financial performance and cash flows for the year then ended, in accordance with the MCS and the requirements of the PFMA and DoRA.

Report on other legal and regulatory requirements

7. In accordance with the Public Audit Act of South Africa, 2004 (Act No. 25 of 2004)(PAA) and the general notice issued in terms thereof, I have a responsibility to report findings on the reported performance information against predetermined objectives for selected programmes presented in the annual performance report, compliance with legislation and internal control. The objective of my tests was to identify reportable findings as described under each subheading but not to gather evidence to express assurance on these matters. Accordingly, I do not express an opinion or conclusion on these matters.

ANNUAL FINANCIAL STATEMENTS
for the year ended 31 March 2016

Predetermined objectives

8. I performed procedures to obtain evidence about the usefulness and reliability of the reported performance information for programme 2 - social welfare services on pages 54 to 57, programme 3 - children and families on pages 58 to 64 and programme 5 - development and research on pages 72 to 79 presented in the annual performance report of the department for the year ended 31 March 2016.
9. I evaluated the usefulness of the reported performance information to determine whether it was presented in accordance with the National Treasury's annual reporting principles and whether the reported performance was consistent with the planned programmes. I further performed tests to determine whether indicators and targets were well defined, verifiable, specific, measurable, time bound and relevant, as required by the National Treasury's *Framework for Managing Programme Performance Information*.
10. I assessed the reliability of the reported performance information to determine whether it was valid, accurate and complete.
11. I did not identify any material findings on the usefulness and reliability of the reported performance information for the selected three programmes.

Additional matter

12. Although I identified no material findings on the usefulness and reliability of the reported performance information for the selected programmes, I draw attention to the following matter:

Achievement of planned targets

13. Performance information for programme 2 - social welfare services on pages 54 to 57, programme 3 - children and families on pages 58 to 64 and programme 5 - development and research on pages 72 to 79 presented in the annual performance report of the department for the year ended 31 March 2016 presents information on the achievement of the planned targets for the year.

Compliance with legislation

14. I performed procedures to obtain evidence that the department had complied with applicable legislation regarding financial matters, financial management, and other related matters. My material findings on compliance with specific matters in key legislation, as set out in the general notice issued in terms of the PAA, are as follows:

Annual financial statements

15. The annual financial statements submitted for auditing were not prepared in accordance with the prescribed financial reporting framework as required by section 40(1)(b) of the PFMA. Material misstatements of transfer payments, impairments, provisions and expenditure identified by the auditors in the submitted financial statements were subsequently corrected, resulting in the financial statements receiving an unqualified audit opinion.

Expenditure management

16. Effective steps were not taken to prevent irregular expenditure of R104,48 million in as well as fruitless and wasteful expenditure of R553 000, as disclosed in notes 25 and 26 respectively, to the financial statements, as required by section 38(1)(c)(ii) of the PFMA and treasury regulation 9.1.1.

**ANNUAL FINANCIAL STATEMENTS
for the year ended 31 March 2016**

Internal control

17. I considered internal control relevant to my audit of the financial statements, the annual performance report and compliance with legislation. The matters reported below are limited to the significant internal control deficiencies that resulted in the findings on compliance with legislation included in this report.

Leadership

18. Leadership did not implement adequate oversight over the implementation of action plans to eliminate repeat findings of material misstatements in the annual financial statements and compliance with laws and regulations.

Financial management

19. Management did not implement effective internal monitoring and review of supply chain management (SCM) processes and no internal audit was conducted for the identification and mitigation of risks in SCM, which led to the incurring and incomplete recording of irregular as well as fruitless and wasteful expenditure. The control activities in place were inadequate to facilitate the preparation and presentation of financial statements that were free of material misstatement as well as to prevent repeat findings on compliance with laws and regulations.

Other reports

20. I draw attention to the following engagements that could potentially have an impact on the department's financial, performance and compliance related matters. My opinion is not modified in respect of these engagements that are either in progress or have been completed.

Investigations

21. At the request of the department, provincial treasury conducted several investigations covering the period 1 December 2010 to 31 March 2016, relating to cases of fraud and corruption within supply chain and human resources management, subsistence and travel expenditure, foster care grants, the sustainable livelihood programme as well as mismanagement of funds by non-profit organisations. Of the 16 investigations, seven were completed, and nine were still in progress at the date of this report.

Pietermaritzburg

29 July 2016

Auditor General



AUDITOR-GENERAL
SOUTH AFRICA

Auditing to build public confidence

KZN DEPARTMENT OF SOCIAL DEVELOPMENT
VOTE 13

ANNUAL FINANCIAL STATEMENTS
for the year ended 31 March 2016

Appropriation per programme									
	2015/16							2014/15	
	Adjusted Appropriation	Shifting of Funds	Virement	Final Appropriation	Actual Expenditure	Variance	Expenditure as % of final appropriation	Final Appropriation	Actual Expenditure
	R'000	R'000	R'000	R'000	R'000	R'000	%	R'000	R'000
Programme									
Administration	520,046	-	-	520,046	519,148	898	99,8%	453,568	453,656
Social Welfare Services	678,884	-	-	678,884	634,856	44,028	93,5%	585,224	596,944
Children and Families	1,019,959	-	19,138	1,039,097	1,039,914	35,183	96,6%	941,805	941,344
Restorative Services	287,543	-	(2,593)	284,950	283,062	1,888	99,3%	259,934	258,173
Development and Research	260,818	-	(16,545)	190,273	169,377	20,896	89,0%	249,229	237,315
TOTAL	2,713,250	-	-	2,713,250	2,610,357	102,893	96,2%	2,489,760	2,487,432

**KZN DEPARTMENT OF SOCIAL DEVELOPMENT
VOTE 13**

**ANNUAL FINANCIAL STATEMENTS
for the year ended 31 March 2016**

	2015/16		2014/15	
	Final Appropriat ion	Actual Expenditur e	Final Appropriat ion	Actual Expenditur e
TOTAL (brought forward)	2,713,250	2,610,357	2,489,760	2,487,432
Reconciliation with statement of financial performance				
ADD				
Departmental receipts	6,858		8,954	
NRF Receipts	-		-	
Aid assistance	-		-	
Actual amounts per statement of financial performance (total revenue)	2,720,108		2,498,760	
ADD				
Aid assistance				
Prior year unauthorised expenditure approved without funding				
Actual amounts per statement of financial performance (total expenditure)		2,610,357		2,487,432

KZN DEPARTMENT OF SOCIAL DEVELOPMENT
VOTE 13

ANNUAL FINANCIAL STATEMENTS
for the year ended 31 March 2016

Appropriation per economic classification									
	2015/16							2014/15	
	Adjusted Appropriat ion	Shifting of Funds	Virement	Final Appropriat ion	Actual Expenditu re	Variance	Expenditu re as % of final appropriat ion	Final Appropriat ion	Actual expenditur e
	R'000	R'000	R'000	R'000	R'000	R'000	%	R'000	R'000
Economic classification									
Current payments	1,700,849	-	(22,346)	1,678,503	1,614,697	63,806	96,2%	1,519,077	1,520,118
Compensation of employees	1,315,330	-	(14,705)	1,300,625	1,238,550	62,075	95,2%	1,155,601	1,156 90
Salaries and wages	989,409	-	-	989,409	1,062,822	(73,413)	107,4%	894,622	1,000,859
Social contributions	325,921	-	(14,705)	311,216	175,728	135,488	56,5%	260,979	155,931
Goods and services	385,519	-	(7,641)	377,878	376,059	1,819	99,5%	363,441	363,316
Administrative fees	220	-	-	220	1,056	(836)	480,%	527	226
Advertising	3,721	-	-	3,721	2,089	1,632	56,1%	2,951	4,784
Minor assets	20,009	-	(906)	19,103	10,978	8,125	57,5%	14,735	11,116
Audit costs: External	3, 823	-	-	3,823	5,631	(1,808)	147,3%	3,710	4,333
Bursaries: Employees	3,198	-	-	3,198	2,200	998	68,8%	3,461	1,416
Catering: Departmental activities	7,156	-	(1,315)	5,841	4,150	1,691	71,0%	18,393	7,249
Communication (G&S)	22,199	-	(1,455)	20,744	30,238	(9,494)	145,8%	25,649	29,746
Computer services	20,976	-	-	20,976	21,798	(822)	103,9%	13,130	20,282
Consultants: Business and advisory services	11,675	-	-	11,675	4,450	7,225	38,1%	16,474	1,834

KZN DEPARTMENT OF SOCIAL DEVELOPMENT
VOTE 13

ANNUAL FINANCIAL STATEMENTS
for the year ended 31 March 2016

Infrastructure and planning services	-	-	-	-	-	-	-	-	-
Laboratory services	-	-	-	-	-	-	-	-	-
Scientific and technological services	-	-	-	-	-	-	-	-	-
Legal services	1,176	-	-	1,176	632	544	53,7%	1,392	1,406
Contractors	34,319	-	-	34,319	31,667	2,692	92,3%	30,628	17,022
Agency and support / outsourced services	36,793	-	(3,414)	33,379	13,551	19,828	40,6%	18,213	12,122
Entertainment	-	-	-	-	-	-	-	361	-
Fleet services (including government motor transport)	21,602	-	-	21,602	38,795	(17,193)	179,6%	23,411	38,831
Housing	-	-	-	-	-	-	-	-	-
Inventory: Clothing material and supplies	1,446	-	(541)	905	226	679	25,0%	952	484
Inventory: Farming supplies	-	-	-	-	-	-	-	-	-
Inventory: Food and food supplies	466	-	-	466	277	189	59,4%	500	176
Inventory: Fuel, oil and gas	664	-	(10)	654	90	564	13,8%	1,913	70
Inventory: Learner and teacher support material	-	-	-	-	-	-	-	-	-
Inventory: Materials and supplies	2,059	-	-	2,059	340	1,719	16,5%	968	459
Inventory: Medical supplies	1,205	-	-	1,205	389	816	32,3%	323	777
Inventory: Medicine	101	-	-	101	139	(38)	137,6%	-	10
Medsas Inventory Interface	-	-	-	-	-	-	-	-	-
Inventory: Other supplies	-	-	-	-	-	-	-	-	-

KZN DEPARTMENT OF SOCIAL DEVELOPMENT
VOTE 13

ANNUAL FINANCIAL STATEMENTS
for the year ended 31 March 2016

Consumable supplies	14,930	-	-	14,930	8,132	6,798	54,5%	8,327	8,026
Consumable: Stationery, printing and office supplies	19,437	-	-	19,437	10,300	9,137	53,0%	11,166	8,339
Operating leases	39,603	-	-	39,603	36,849	2,754	93,0%	47,618	36,495
Property payments	61,536	-	-	61,536	87,485	(25,922)	142,1%	56,663	77,395
Transport provided: Departmental activity	1,449	-	-	1,449	3,106	(1,657)	214,4%	4,823	4,993
Travel and subsistence	34,806	-	-	34,806	46,157	(11,351)	132,6%	30,992	61,639
Training and development	8,317	-	-	8,317	6,218	2,099	74,8%	10,944	3,083
Operating payments	7,232	-	-	7,232	3,505	3,727	48,5%	5,487	3,625
Venues and facilities	4,106	-	-	4,106	2,391	1,715	58,2%	5,126	1,815
Rental and hiring	1,295	-	-	1,295	3,247	(1,952)	250,7%	4,604	5,563
Interest and rent on land	-	-	-	-	88	(88)	-	35	12
Interest (inclu. Interest on unitary payments (PPP))	-	-	-	-	1	(1)	-	35	12
Rent on land	-	-	-	-	87	(87)	-	-	-
Transfers and subsidies	824,816	-	22,346	847,162	831,552	19,610	97,7%	804,065	806,244
Provinces and municipalities	1,747	-	-	1,747	566	1 181	32,4%	1,670	539
Provinces	1,747	-	-	1,747	566	1 181	32,4%	-	-
Provincial Revenue Funds	1,747	-	-	1,747	566	1 181	32,4%	-	-
Provincial agencies and funds	-	-	-	-	-	-	-	-	-
Municipalities	-	-	-	-	-	-	-	1,670	539
Municipal bank accounts	-	-	-	-	-	-	-	1,670	539

KZN DEPARTMENT OF SOCIAL DEVELOPMENT
VOTE 13

ANNUAL FINANCIAL STATEMENTS
for the year ended 31 March 2016

Municipal agencies and funds	-	-	-	-	-	-	-	-	-
Departmental agencies and accounts	1,321	-	-	1,321	3,350	(2,029)	253,6%	1,157	1,144
Social security funds	-	-	-	-	-	-	-	-	-
Departmental agencies (non-business entities)	1,321	-	-	1,321	3,350	(2,029)	253,6%	1,157	1,144
Higher education institutions	-	-	-	-	-	-	-	-	-
Foreign governments and international organisations	-	-	-	-	-	-	-	-	-
Public corporations and private enterprises	-	-	-	-	-	-	-	-	-
Public corporations	-	-	-	-	-	-	-	-	-
Subsidies on products and production (pc)	-	-	-	-	-	-	-	-	-
Other transfers to public corporations	-	-	-	-	-	-	-	-	-
Private enterprises	-	-	-	-	-	-	-	-	-
Subsidies on products and production	-	-	-	-	-	-	-	-	-
Other transfers to private enterprises	-	-	-	-	-	-	-	-	-
Non-profit institutions	800,968	-	22,346	823,314	803,769	19,545	97,6%	781,457	780,982
Households	20,780	-	-	20,780	19,867	913	95,6%	19,781	23,579
Social benefits	7,127	-	-	7,127	4,473	654	62,8%	6,728	5,717
Other transfers to households	13,653	-	-	13,653	15,394	(1,741)	112,8%	13,053	17,862
Payments for capital assets	180,605	-	-	180,605	152,669	27,936	84,5%	16,618	161,070

KZN DEPARTMENT OF SOCIAL DEVELOPMENT
VOTE 13

ANNUAL FINANCIAL STATEMENTS
for the year ended 31 March 2016

Buildings and other fixed structures	142,082	-	-	142,082	113,508	28,574	79,9%	127,923	127,953
Buildings	142,082	-	-	142,082	113,508	28,574	79,9%	127,923	127,953
Other fixed structures	-	-	-	-	-	-	-	-	-
Machinery and equipment	38,523	-	-	38,523	39,161	(638)	101,7%	37,520	33,117
Transport equipment	20,400	-	-	20,400	17,519	2,881	85,9%	14,771	16,050
Other machinery and equipment	18,123	-	-	18,123	21,642	(3,519)	119,4%	22,749	17,067
Heritage assets	-	-	-	-	-	-	-	-	-
Specialised military assets	-	-	-	-	-	-	-	-	-
Biological assets	-	-	-	-	-	-	-	-	-
Land and subsoil assets	-	-	-	-	-	-	-	-	-
Software and other intangible assets	-	-	-	-	-	-	-	1,175	-
Payments for financial assets	6,980	-	-	6,980	15,439	(8,459)	221,2%	-	-
	2,713,250	-	-	2,713,250	2,610,357	102,893	96,2%	2,489,760	2,487,832

KZN DEPARTMENT OF SOCIAL DEVELOPMENT
VOTE 13

ANNUAL FINANCIAL STATEMENTS
for the year ended 31 March 2016

Programme 1: Administration									
	2015/16							2014/15	
	Adjusted Appropriation	Shifting of Funds	Virement	Final Appropriation	Actual Expenditure	Variance	Expenditure as % of final appropriation	Final Appropriation	Actual expenditure
	R'000	R'000	R'000	R'000	R'000	R'000	%	R'000	R'000
Sub programme									
1. Office of the MEC	13,344	-	-	13,344	10,932	2,412	81,9%	11,375	10,964
2. Corporate Management Services	220,735	-	-	220,735	212,662	8,073	96,3%	172,633	172,570
3. District Management	285,967	-	-	285,967	295,554	(9,587)	103,4%	269,560	270,122
Total for sub programmes	520,046	-	-	520,046	519,148	898	99,8%	453,568	453,656
Economic classification									
Current payments	487,553	-	-	487,553	484,165	3,418	99,3%	426,819	427,966
Compensation of employees	347,566	-	-	347,566	334,273	13,293	96,2%	307,050	308,069
Salaries and wages	279,053	-	-	279,053	288,739	(9,686)	103,5%	257,034	266,542
Social contributions	68,513	-	-	68,513	45,534	22,979	66,5%	50,016	41,527
Goods and services	139,987	-	-	139,987	149,804	(9,787)	107,0%	119,734	119,891
Administrative fees	109	-	-	109	949	(840)	870,60%	319	70
Advertising	2,597	-	-	2,597	1,005	1,592	38,7%	1,654	1,418
Minor assets	2,964	-	-	2,964	1,438	1,526	48,5%	2,006	1,889
Audit costs: External	3,641	-	-	3,641	5,631	(1,990)	154,7%	3,402	4,333
Bursaries: Employees	3,198	-	-	3,198	2,197	1,001	68,7%	1,334	1,127

**KZN DEPARTMENT OF SOCIAL DEVELOPMENT
VOTE 13**

**ANNUAL FINANCIAL STATEMENTS
for the year ended 31 March 2016**

Catering: Departmental activities	1,445	-	-	1,445	695	750	48,1%	2,830	974
Communication	11,504	-	-	11,504	10,584	1,920	92,0%	14,772	17,621
Computer services	20,661	-	-	20,661	21,274	(613)	103,0%	555	555
Consultants: Business and advisory services	483	-	-	483	1,515	(1,032)	313,7%	1,015	162
Infrastructure and planning services	-	-	-	-	-	-	-	-	-
Laboratory services	-	-	-	-	-	-	-	-	-
Scientific and technological services	-	-	-	-	-	-	-	-	-
Legal services	1,176	-	-	1,176	632	544	53,7%	1,274	1,406
Contractors	526	-	-	526	113	413	21,5%	2,526	302
Agency and support / outsourced services	140	-	-	140	1,424	(1,284)	1,017,1%	2,527	367
Entertainment	-	-	-	-	-	-	-	7	-
Fleet services	6,072	-	-	6,072	12,239	(6,167)	201,6%	6,823	5,909
Housing	-	-	-	-	-	-	-	-	-
Inventory: Clothing material and supplies	-	-	-	-	4	(4)	-	952	120
Inventory: Farming supplies	-	-	-	-	-	-	-	-	-
Inventory: Food and food supplies	41	-	-	41	60	(19)	146,3%	55	7
Inventory: Fuel, oil and gas	244	-	-	244	20	224	8,2%	241	3
Inventory: Learner and teacher support material	-	-	-	-	-	-	-	-	-

KZN DEPARTMENT OF SOCIAL DEVELOPMENT
VOTE 13

ANNUAL FINANCIAL STATEMENTS
for the year ended 31 March 2016

Inventory: Materials and supplies	106	-	-	106	56	50	52,8%	404	55
Inventory: Medical supplies	-	-	-	-	9	(9)	-	2	-
Inventory: Medicine	-	-	-	-	7	(7)	-	-	-
Medsas Inventory Interface	-	-	-	-	-	-	-	-	-
Inventory: Other supplies	-	-	-	-	-	-	-	-	-
Consumable supplies	3,419	-	-	3,419	2,535	884	74,1%	2,899	1,824
Consumable: Stationery, printing and office supplies	7,117	-	-	7,117	6,104	1,013	85,8%	6,044	4,723
Operating leases	23,651	-	-	23,651	27,312	(3,661)	115,5%	24,996	17,960
Property payments	22,271	-	-	22,271	24,273	(2,002)	109,0%	19,996	22,315
Transport provided: Departmental activity	-	-	-	-	-	-	-	-	-
Travel and subsistence	17,644	-	-	17,644	24,917	(7,273)	141,2%	16,894	32,788
Training and development	7,098	-	-	7,098	2,771	4,327	39,0%	3,686	2,264
Operating payments	3,225	-	-	3,225	1,254	1,971	38,9%	1,988	867
Venues and facilities	640	-	-	640	354	286	55,3%	533	310
Rental and hiring	15	-	-	15	432	(417)	2880,0%	-	522
Interest and rent on land	-	-	-	-	88	(88)	-	35	6
Interest	-	-	-	-	1	(1)	-	35	6
Rent on land	-	-	-	-	87	(87)	-	-	-
Transfers and subsidies	7,009	-	-	7,009	6,861	148	97,9%	6,509	5,417
Provinces and municipalities	1,747	-	-	1,747	566	1,181	32,4%	1,670	539
Provinces	1,747	-	-	1,747	566	1,181	32,4%	-	-
Provincial Revenue Funds	1,747	-	-	1,747	566	1,181	32,4%	-	-

KZN DEPARTMENT OF SOCIAL DEVELOPMENT
VOTE 13

ANNUAL FINANCIAL STATEMENTS
for the year ended 31 March 2016

Provincial agencies and funds	-	-	-	-	-	-	-	-	-
Municipalities	-	-	-	-	-	-	-	1,670	539
Municipal bank accounts	-	-	-	-	-	-	-	1,670	539
Municipal agencies and funds	-	-	-	-	-	-	-	-	-
Departmental agencies and accounts	1,321	-	-	1,321	3,350	(2,029)	253,6%	1,157	1,110
Social security funds	-	-	-	-	-	-	-	-	-
Departmental agencies (non-business entities)	1,321	-	-	1,321	3,350	(2,029)	253,6%	1,157	1,110
Higher education institutions	-	-	-	-	-	-	-	-	-
Foreign governments and international organisations	-	-	-	-	-	-	-	-	-
Public corporations and private enterprises	-	-	-	-	-	-	-	-	-
Public corporations	-	-	-	-	-	-	-	-	-
Subsidies on products and production (pc)	-	-	-	-	-	-	-	-	-
Other transfers to public corporations	-	-	-	-	-	-	-	-	-
Private enterprises	-	-	-	-	-	-	-	-	-
Subsidies on products and production (pe)	-	-	-	-	-	-	-	-	-
Other transfers to private enterprises	-	-	-	-	-	-	-	-	-
Non-profit institutions	-	-	-	-	-	-	-	-	-
Households	3,941	-	-	3,941	2,945	996	74,7%	3,682	3,768
Social benefits	3,941	-	-	3,941	2,110	1,831	53,5%	3,682	3,768
Other transfers to households	-	-	-	-	835	(835)	-	-	-

**KZN DEPARTMENT OF SOCIAL DEVELOPMENT
VOTE 13**

**ANNUAL FINANCIAL STATEMENTS
for the year ended 31 March 2016**

Payments for capital assets	24,213	-	-	24,213	26,851	(2,638)	110,9%	20,240	20,273
Buildings and other fixed structures	-	-	-	-	472	(472)	-	-	-
Buildings	-	-	-	-	472	(472)	-	-	-
Other fixed structures	-	-	-	-	-	-	-	-	-
Machinery and equipment	24,213	-	-	24,213	26,379	(2,166)	108,9%	19,065	20,273
Transport equipment	17,955	-	-	17,955	17,519	436	97,6%	14,771	16,050
Other machinery and equipment	6,258	-	-	6,258	8,860	(2,602)	141,6%	4,294	4,223
Heritage assets	-	-	-	-	-	-	-	-	-
Specialised military assets	-	-	-	-	-	-	-	-	-
Biological assets	-	-	-	-	-	-	-	-	-
Land and sub-soil assets	-	-	-	-	-	-	-	-	-
Software and other intangible assets	-	-	-	-	-	-	-	1,175	-
Payment for financial assets	1,271	-	-	1,271	1,271	-	100,0%	-	-
	520,046	-	-	520,046	520,046	898	99,8%	453,568	453,656

Programme 2: Social Welfare Services									
2015/16								2014/15	
	Adjusted Appropriation	Shifting of Funds	Virement	Final Appropriation	Actual Expenditure	Variance	Expenditure as % of final appropriation	Final Appropriation	Actual expenditure
	R'000	R'000	R'000	R'000	R'000	R'000	%	R'000	R'000

KZN DEPARTMENT OF SOCIAL DEVELOPMENT
VOTE 13

ANNUAL FINANCIAL STATEMENTS
for the year ended 31 March 2016

Sub programme									
1. Management and Support	168,936	-	-	168,936	138,101	30,835	81,7%	223,340	239,018
2. Services to older persons	158,657	-	-	158,657	151,062	7,595	96,0%	120,664	116,732
3. Services to persons with disabilities	125,774	-	-	125,774	129,166	(3,392)	102,7%	83,363	80,810
4. HIV and AIDS	211,864	-	-	211,864	202,211	9,653	95,4%	144,804	142,430
5. Social Relief	13,653	-	-	13,653	14,316	(663)	104,9%	13,053	17,954
Total for sub programmes	678,884	-	-	678,884	634,856	44,028	93,5%	585,224	596,944
Economic classification									
Current payments	333,048	-	-	333,048	331,689	1,359	99,6%	269,184	269,737
Compensation of employees	247,563	-	-	247,563	247,086	477	99,8%	181,071	187,890
Salaries and wages	181,741	-	-	181,741	218,707	(36,966)	120,3%	149,913	168,369
Social contributions	65,822	-	-	65,822	28,379	37,443	43,1%	31,158	19,521
Goods and services	85,485	-	-	85,485	84,603	822	99%	88,113	81,847
Administrative fees	52	-	-	52	107	(55)	205,8%	48	153
Advertising	436	-	-	436	437	(1)	100,2%	347	1,608
Minor assets	5,079	-	-	5,079	5,270	809	84,1%	6,388	5,269
Audit costs: External	-	-	-	-	-	-	-	72	-
Bursaries: Employees	-	-	-	-	3	(3)	-	702	283
Catering: Departmental activities	1,305	-	-	1,305	1,243	62	95,2%	6,879	3,140
Communication (G&S)	3,124	-	-	3,124	5,303	(2,179)	169,8%	4,360	4,383
Computer services	-	-	-	-	285	(285)	-	3,381	48
Consultants: Business and advisory services	3,007	-	-	3,007	10	2,997	0,3%	3,292	-
Infrastructure and planning services	-	-	-	-	-	-	-	-	-
Laboratory services	-	-	-	-	-	-	-	-	-

KZN DEPARTMENT OF SOCIAL DEVELOPMENT
VOTE 13

ANNUAL FINANCIAL STATEMENTS
for the year ended 31 March 2016

Scientific and technological services	-	-	-	-	-	-	-	-	-
Legal services	-	-	-	-	-	-	-	-	-
Contractors	22,060	-	-	22,060	16,469	5,591	74,7%	17,568	15,338
Agency and support / outsourced services	16,321	-	-	16,321	1,998	14,323	12,2%	3,170	2,063
Entertainment	-	-	-	-	-	-	-	80	-
Fleet services (including government motor transport)	3,694	-	-	3,694	8,302	(4,608)	224,7%	5,042	4,853
Housing	-	-	-	-	-	-	-	-	-
Inventory: Clothing material and accessories	-	-	-	-	-	-	-	-	-
Inventory: Farming supplies	-	-	-	-	-	-	-	-	-
Inventory: Food and food supplies	31	-	-	31	2	29	6,5%	-	-
Inventory: Fuel, oil and gas	101	-	-	101	23	78	22,8%	513	24
Inventory: Learner and teacher support material	-	-	-	-	-	-	-	-	-
Inventory: Materials and supplies	686	-	-	686	208	478	30,3%	167	312
Inventory: Medical supplies	199	-	-	199	118	81	59,3%	-	106
Inventory: Medicine	35	-	-	35	32	3	91,4%	-	-
Medsas inventory interface	-	-	-	-	-	-	-	-	-
Inventory: Other supplies	-	-	-	-	-	-	-	-	-
Consumable supplies	2,875	-	-	2,875	1,750	1,125	60,9%	1,021	1,664
Consumable: Stationery, printing and office supplies	3,724	-	-	3,724	2,249	1,475	60,4%	1,284	1,109
Operating leases	6,047	-	-	6,047	1,617	4,430	26,7%	12,523	12,279
Property payments	10,148	-	-	10,148	29,433	(19,285)	290,0%	11,327	13,885

KZN DEPARTMENT OF SOCIAL DEVELOPMENT
VOTE 13

ANNUAL FINANCIAL STATEMENTS
for the year ended 31 March 2016

Transport provided:	320	-	-	320	1,542	(1,222)	481,9%	2,842	2,404
Departmental activity									
Travel and subsistence	4,758	-	-	4,758	6,935	(2,177)	145,8%	4,310	8,497
Training and development	-	-	-	-	307	(307)	-	1,141	-
Operating payments	795	-	-	795	752	43	94,6%	759	1,661
Venues and facilities	235	-	-	235	238	(3)	101,3%	897	404
Rental and hiring	453	-	-	453	970	(517)	214,1%	-	2,364
Interest and rent on land	-	-	-	-	-	-	-	-	-
Interest (Incl. interest on unitary payments (PPP))	-	-	-	-	-	-	-	-	-
Rent on land	-	-	-	-	-	-	-	-	-
Transfers and subsidies	255,759	-	-	255,759	254,447	1,312	99,5%	263,960	269,005
Provinces and municipalities	-	-	-	-	-	-	-	-	-
Provinces	-	-	-	-	-	-	-	-	-
Provincial Revenue Funds	-	-	-	-	-	-	-	-	-
Provincial agencies and funds	-	-	-	-	-	-	-	-	-
Municipalities	-	-	-	-	-	-	-	-	-
Municipal bank accounts	-	-	-	-	-	-	-	-	-
Municipal agencies and funds	-	-	-	-	-	-	-	-	-
Departmental agencies and accounts	-	-	-	-	-	-	-	-	34
Social security funds	-	-	-	-	-	-	-	-	-
Departmental agencies (non-business entities)	-	-	-	-	-	-	-	-	34
Higher education institutions	-	-	-	-	-	-	-	-	-
Foreign governments and international organisations	-	-	-	-	-	-	-	-	-
Public corporations and private enterprises	-	-	-	-	-	-	-	-	-
Public corporations	-	-	-	-	-	-	-	-	-

KZN DEPARTMENT OF SOCIAL DEVELOPMENT
VOTE 13

ANNUAL FINANCIAL STATEMENTS
for the year ended 31 March 2016

Subsidies on products and production (pc)	-	-	-	-	-	-	-	-	-
Other transfers to public corporations	-	-	-	-	-	-	-	-	-
Private enterprises	-	-	-	-	-	-	-	-	-
Subsidies on products and production (pe)	-	-	-	-	-	-	-	-	-
Other transfers to private enterprises	-	-	-	-	-	-	-	-	-
Non-profit institutions	240,176	-	-	240,176	239,027	1,149	99,5%	249,012	250,352
Households	15,583	-	-	15,583	15,420	163	99,0%	14,948	18,619
Social benefits	1,930	-	-	1,930	861	1069	44,6%	1,895	757
Other transfers to households	13,653	-	-	13,653	14,559	(906)	106,8%	13,053	17,862
Payments for capital assets	88,636	-	-	88,636	47,279	40,357	53,3%	52,080	58,202
Buildings and other fixed structures	83,726	-	-	83,726	42,305	41,421	50,5%	47,155	53,107
Buildings	83,726	-	-	83,726	42,305	41,421	50,5%	47,155	53,107
Other fixed structures	-	-	-	-	-	-	-	-	-
Machinery and equipment	4,910	-	-	4,910	4,974	(64)	101,3%	4,925	5,095
Transport equipment	2,445	-	-	2,445	-	2,445	-	-	-
Other machinery and equipment	2,465	-	-	2,465	4,974	(2,509)	201,8%	4,925	5,095
Heritage assets	-	-	-	-	-	-	-	-	-
Specialised military assets	-	-	-	-	-	-	-	-	-
Biological assets	-	-	-	-	-	-	-	-	-
Land and sub-soil assets	-	-	-	-	-	-	-	-	-
Software and other intangible assets	-	-	-	-	-	-	-	-	-
Payment for financial assets	1,441	-	-	1,441	1,441	-	100,0%	-	-
Total	678,884	-	-	678,884	634,856	44,028	93,5%	585,224	596,944

KZN DEPARTMENT OF SOCIAL DEVELOPMENT
VOTE 13

ANNUAL FINANCIAL STATEMENTS
for the year ended 31 March 2016

Programme 3: Children and Families									
2015/16								2014/15	
	Adjusted Appropriation	Shifting of Funds	Virement	Final Appropriation	Actual Expenditure	Variance	Expenditure as % of final appropriation	Final Appropriation	Actual expenditure
	R'000	R'000	R'000	R'000	R'000	R'000	%	R'000	R'000
Sub programme									
1. Management and Support	91,500	-	-	91,500	69,072	22,428	75,5%	366,742	364,992
2. Care and Services to Families	9,271	-	-	9,271	12,710	(3,439)	137,1%	5,611	6,056
3. Childcare and Protection	349,967	-	(19,918)	330,049	326,448	3,601	98,9%	176,029	169,927
4. ECD and Partial Care	346,286	-	20,418	366,704	374,016	(7,312)	102,0%	219,108	243,634
5. Child and Youth Care	113,530	-	18,638	132,168	133,757	(1,589)	101,2%	72,236	95,397
6. Community-Based Care Services for Children	109,405	-	-	109,405	90,148	19,257	82,4%	102,079	61,338
Total for sub programmes	1,019,959	-	19,138	1,039,097	1,003,914	35,183	96,6%	941,805	941,344
Economic classification									
Current payments	525,151	-	(22,346)	502,805	475,250	27,555	94,5%	494,262	494,235

KZN DEPARTMENT OF SOCIAL DEVELOPMENT
VOTE 13

ANNUAL FINANCIAL STATEMENTS
for the year ended 31 March 2016

Compensation of employees	446,602	-	(14,705)	431,897	408,471	23,426	94,6%	418,565	418,538
Salaries and wages	337,400	-	-	337,400	345,210	(7,810)	102,3%	291,063	358,640
Social contributions	109,202	-	(14,705)	94,497	63,261	31,236	66,9%	127,502	59,898
Goods and services	78,549	-	(7,641)	70,908	66,779	4,129	94,2%	75,697	75,697
Administrative fees	52	-	-	52	-	52	-	49	3
Advertising	474	-	-	474	511	(37)	107,8%	578	1,141
Minor assets	3,759	-	(906)	2,853	1,973	880	69,2%	2,318	1,962
Audit costs: External	-	-	-	-	-	-	-	-	-
Bursaries: Employees	-	-	-	-	-	-	-	702	(31)
Catering: Departmental activities	1,522	-	(1,315)	207	238	(31)	115,0%	2,692	919
Communication (G&S)	4,319	-	(1,455)	2,864	4,402	(1,538)	153,7%	2,587	2,831
Computer services	137	-	-	137	217	(80)	158,4%	6,890	5,750
Consultants: Business and advisory services	-	-	-	-	33	(33)	-	2,932	-
Infrastructure and planning services	-	-	-	-	-	-	-	-	-
Laboratory services	-	-	-	-	-	-	-	-	-
Scientific and technological services	-	-	-	-	-	-	-	-	-
Legal services	-	-	-	-	-	-	-	-	-
Contractors	6,278	-	-	6,278	7,773	(1,495)	123,8%	2,239	647
Agency and support / outsourced services	12,145	-	(3,414)	8,731	5,675	3,056	65,0%	5,171	5,917
Entertainment	-	-	-	-	-	-	-	78	-
Fleet services (including government motor transport)	7,509	-	-	7,509	12,836	(5,327)	170,9%	9,292	15,825
Housing	-	-	-	-	-	-	-	-	-
Inventory: Clothing material and accessories	541	-	(541)	-	-	-	-	-	157
Inventory: Farming supplies	-	-	-	-	-	-	-	-	-

KZN DEPARTMENT OF SOCIAL DEVELOPMENT
VOTE 13

ANNUAL FINANCIAL STATEMENTS
for the year ended 31 March 2016

Inventory: Food and food supplies	393	-	-	393	215	178	54,7%	223	169
Inventory: Fuel, oil and gas	155	-	(10)	145	11	134	7,6%	1,020	3
Inventory: Learner and teacher support material	-	-	-	-	-	-	-	-	-
Inventory: Materials and supplies	753	-	-	753	56	697	7,4%	134	92
Inventory: Medical supplies	934	-	-	934	242	692	25,9%	220	664
Inventory: Medicine	50	-	-	50	26	24	52,0%	-	5
Medsas inventory interface	-	-	-	-	-	-	-	-	-
Inventory: Other supplies	-	-	-	-	-	-	-	-	-
Consumable supplies	4,315	-	-	4,315	2,652	1,663	61,5%	2,292	3,457
Consumable: Stationery, printing and office supplies	2,990	-	-	2,990	849	2,141	28,4%	1,032	1,429
Operating leases	6,496	-	-	6,496	1,062	5,434	16,3%	6,520	1,182
Property payments	17,501	-	-	17,501	20,101	(2,600)	114,9%	15,536	24,756
Transport provided: Departmental activity	261	-	-	261	824	(563)	315,7%	612	161
Travel and subsistence	5,172	-	-	5,172	4,941	231	95,6%	4,918	7,347
Training and development	-	-	-	-	8	(8)	-	983	-
Operating payments	1,095	-	-	1,095	715	380	65,3%	1,046	190
Venues and facilities	1,000	-	-	1,000	-	1,000	-	1,529	377
Rental and hiring	698	-	-	698	1,419	(721)	203,3%	4,104	744
Interest and rent on land	-	-	-	-	206	(206)	-	-	-
Interest (Incl. interest on unitary payments (PPP))	-	-	-	-	-	-	-	-	-
Rent on land	-	-	-	-	206	(206)	-	-	-
Transfers and subsidies	451,068	-	41,484	492,552	491,273	2,279	99,5%	442,606	442,172
Provinces and municipalities	-	-	-	-	-	-	-	-	-
Provinces	-	-	-	-	-	-	-	-	-

KZN DEPARTMENT OF SOCIAL DEVELOPMENT
VOTE 13

ANNUAL FINANCIAL STATEMENTS
for the year ended 31 March 2016

Provincial Revenue Funds	-	-	-	-	-	-	-	-	-
Provincial agencies and funds	-	-	-	-	-	-	-	-	-
Municipalities	-	-	-	-	-	-	-	-	-
Municipal bank accounts	-	-	-	-	-	-	-	-	-
Municipal agencies and funds	-	-	-	-	-	-	-	-	-
Departmental agencies and accounts	-	-	-	-	-	-	-	-	-
Social security funds	-	-	-	-	-	-	-	-	-
Departmental agencies (non-business entities)	-	-	-	-	-	-	-	-	-
Higher education institutions	-	-	-	-	-	-	-	-	-
Foreign governments and international organisations	-	-	-	-	-	-	-	-	-
Public corporations and private enterprises	-	-	-	-	-	-	-	-	-
Public corporations	-	-	-	-	-	-	-	-	-
Subsidies on products and production (pc)	-	-	-	-	-	-	-	-	-
Other transfers to public corporations	-	-	-	-	-	-	-	-	-
Private enterprises	-	-	-	-	-	-	-	-	-
Subsidies on products and production (pe)	-	-	-	-	-	-	-	-	-
Other transfers to private enterprises	-	-	-	-	-	-	-	-	-
Non-profit institutions	450,515	-	41,484	491,999	489,463	2,536	99,5%	442,118	441,414
Households	553	-	-	553	810	(257)	146,5%	488	758
Social benefits	553	-	-	553	810	(257)	146,5%	488	758
Other transfers to households	-	-	-	-	-	-	-	-	-
Payments for capital assets	41,022	-	-	41,022	27,214	13,808	66,3%	4,937	4,937

KZN DEPARTMENT OF SOCIAL DEVELOPMENT
VOTE 13

ANNUAL FINANCIAL STATEMENTS
for the year ended 31 March 2016

Buildings and other fixed structures	37,405	-	-	37,405	24,544	12,861	65,6%	-	-
Buildings	37,405	-	-	37,405	24,544	12,861	65,6%	-	-
Other fixed structures	-	-	-	-	-	-	-	-	-
Machinery and equipment	3,617	-	-	3,617	2,670	947	73,8%	4,937	4,937
Transport equipment	-	-	-	-	-	-	-	-	-
Other machinery and equipment	3,617	-	-	3,617	2,670	947	73,8%	4,937	4,937
Heritage assets	-	-	-	-	-	-	-	-	-
Specialised military assets	-	-	-	-	-	-	-	-	-
Biological assets	-	-	-	-	-	-	-	-	-
Land and sub-soil assets	-	-	-	-	-	-	-	-	-
Software and other intangible assets	-	-	-	-	-	-	-	-	-
Payment for financial assets	2,718	-	-	2,718	11,177	(8 459)	411,2%	-	-
Total	1,019,959	-	19,138	1,039,097	1,003,914	35,183	96,6%	941,805	941,344

Programme 4: Restorative Services									
2015/16								2014/15	
	Adjusted Appropriation	Shifting of Funds	Virement	Final Appropriation	Actual Expenditure	Variance	Expenditure as % of final appropriation	Final Appropriation	Actual expenditure
	R'000	R'000	R'000	R'000	R'000	R'000	%	R'000	R'000
Sub programme									
1. Management and Support	34,443	-	-	34,443	57,623	(23,180)	167,3%	126,205	141,055

KZN DEPARTMENT OF SOCIAL DEVELOPMENT
VOTE 13

ANNUAL FINANCIAL STATEMENTS
for the year ended 31 March 2016

2. Crime Prevention and Support	132,516	-	-	132,516	117,619	14,897	88,8%	73,261	56,831
3. Victim Empowerment	35,079	-	-	35,079	28,277	6,802	80,6%	17,961	16,102
4. Substance Abuse, Prevention and Rehabilitation	85,505	-	(2,593)	82,912	79,823	3,089	96,3%	42,507	44,185
Total for sub programmes	287,543	-	(2,593)	284,950	283,062	1,888	99,3%	259,934	258,173
Economic classification									
Current payments	208,489	-	-	208 489	200 929	7 560	96,4%	200 967	200 962
Compensation of employees	160,718	-	-	160 718	152 576	8 142	94,9%	149 892	149 887
Salaries and wages	117,318	-	-	117 318	127 347	(10 029)	108,5%	124 249	126 640
Social contributions	43,400	-	-	43 400	25 229	18 171	58,1%	25 643	23 247
Goods and services	47,771	-	-	47 771	48 353	(582)	101,2%	51 075	51 075
Administrative fees	7	-	-	7	-	7	-	111	-
Advertising	169	-	-	169	-	169	-	307	238
Minor assets	5,115	-	-	5 115	2 372	2 743	46,4%	3 208	1 679
Audit costs: External	-	-	-	-	-	-	-	-	-
Bursaries: Employees	-	-	-	-	-	-	-	723	-
Catering: Departmental activities	676	-	-	676	673	3	99,6%	3 031	780
Communication (G&S)	1,813	-	-	1 813	7 692	(5 879)	424,3%	2 799	2 058
Computer services	55	-	-	55	22	33	40,0%	2,068	13,929
Consultants: Business and advisory services	-	-	-	-	19	(19)	-	428	-
Infrastructure and planning services	-	-	-	-	-	-	-	-	-
Laboratory services	-	-	-	-	-	-	-	-	-

KZN DEPARTMENT OF SOCIAL DEVELOPMENT
VOTE 13

ANNUAL FINANCIAL STATEMENTS
for the year ended 31 March 2016

Scientific and technological services	-	-	-	-	-	-	-	-	-
Legal services	-	-	-	-	-	-	-	-	-
Contractors	3,209	-	-	3,209	7,149	(3,940)	222,8%	6,791	430
Agency and support / outsourced services	6,035	-	-	6,035	3,613	2,422	59,9%	7,138	3,233
Entertainment	-	-	-	-	-	-	-	78	-
Fleet services (including government motor transport)	3,203	-	-	3,203	3,822	(619)	119,3%	1,311	11,179
Housing	-	-	-	-	-	-	-	-	-
Inventory: Clothing material and accessories	905	-	-	905	222	683	24,5%	-	100
Inventory: Farming supplies	-	-	-	-	-	-	-	-	-
Inventory: Food and food supplies	-	-	-	-	-	-	-	211	-
Inventory: Fuel, oil and gas	164	-	-	164	36	128	22,0%	136	40
Inventory: Learner and teacher support material	-	-	-	-	-	-	-	-	-
Inventory: Materials and supplies	280	-	-	280	14	266	5,0%	39	-
Inventory: Medical supplies	72	-	-	72	20	52	27,8%	101	7
Inventory: Medicine	16	-	-	16	74	(58)	462,5%	-	5
Medsas inventory interface	-	-	-	-	-	-	-	-	-
Inventory: Other supplies	-	-	-	-	-	-	-	-	-
Consumable supplies	3,888	-	-	3,888	1,142	2,746	29,4%	1,750	1,033
Consumable: Stationery, printing and office supplies	2,555	-	-	2,555	430	2,125	16,8%	2,047	765
Operating leases	2,462	-	-	2,462	6,178	(3,716)	250,9%	2,673	4,525
Property payments	10,361	-	-	10,361	11,594	(1,233)	111,9%	8,726	6,230

KZN DEPARTMENT OF SOCIAL DEVELOPMENT
VOTE 13

ANNUAL FINANCIAL STATEMENTS
for the year ended 31 March 2016

Transport provided:	314	-	-	314	618	(304)	196,8%	1,369	910
Departmental activity									
Travel and subsistence	4,024	-	-	4 024	1,934	2 090	48,1%	3,620	2,980
Training and development	-	-	-	-	-	-	-	187	-
Operating payments	1,793	-	-	1,793	324	1 469	18,1%	923	47
Venues and facilities	587	-	-	587	90	497	15,3%	800	170
Rental and hiring	68	-	-	68	315	(247)	463,2%	500	737
Interest and rent on land	-	-	-	-	-	-	-	-	-
Interest (Incl. interest on unitary payments (PPP))	-	-	-	-	-	-	-	-	-
Rent on land	-	-	-	-	-	-	-	-	-
Transfers and subsidies	59,926	-	(2,593)	57,333	48,290	9,043	84,2%	45,688	45,913
Provinces and municipalities	-	-	-	-	-	-	-	-	-
Provinces	-	-	-	-	-	-	-	-	-
Provincial Revenue Funds	-	-	-	-	-	-	-	-	-
Provincial agencies and funds	-	-	-	-	-	-	-	-	-
Municipalities	-	-	-	-	-	-	-	-	-
Municipal bank accounts	-	-	-	-	-	-	-	-	-
Municipal agencies and funds	-	-	-	-	-	-	-	-	-
Departmental agencies and accounts	-	-	-	-	-	-	-	-	-
Social security funds	-	-	-	-	-	-	-	-	-
Departmental agencies (non-business entities)	-	-	-	-	-	-	-	-	-
Higher education institutions	-	-	-	-	-	-	-	-	-
Foreign governments and international organisations	-	-	-	-	-	-	-	-	-
Public corporations and private enterprises	-	-	-	-	-	-	-	-	-
Public corporations	-	-	-	-	-	-	-	-	-

KZN DEPARTMENT OF SOCIAL DEVELOPMENT
VOTE 13

ANNUAL FINANCIAL STATEMENTS
for the year ended 31 March 2016

Subsidies on products and production (pc)	-	-	-	-	-	-	-	-	-
Other transfers to public corporations	-	-	-	-	-	-	-	-	-
Private enterprises	-	-	-	-	-	-	-	-	-
Subsidies on products and production (pe)	-	-	-	-	-	-	-	-	-
Other transfers to private enterprises	-	-	-	-	-	-	-	-	-
Non-profit institutions	59,791	-	(2,593)	57,198	47,932	9,566	83,3%	45,568	45,568
Households	135	-	-	135	658	(523)	487,4%	120	345
Social benefits	135	-	-	135	658	(523)	487,4%	120	345
Other transfers to households	-	-	-	-	-	-	-	-	-
Payments for capital assets	18,336	-	-	18,336	33,051	(14,715)	180,3%	13,279	11,298
Buildings and other fixed structures	15,951	-	-	15,951	30,893	(14,942)	193,7%	12,738	10,998
Buildings	15,951	-	-	15,951	30,893	(14,942)	193,7%	12,738	10,998
Other fixed structures	-	-	-	-	-	-	-	-	-
Machinery and equipment	2,385	-	-	2,385	2,158	227	90,5%	541	300
Transport equipment	-	-	-	-	-	-	-	-	-
Other machinery and equipment	2,385	-	-	2,385	2,158	227	90,5%	541	300
Heritage assets	-	-	-	-	-	-	-	-	-
Specialised military assets	-	-	-	-	-	-	-	-	-
Biological assets	-	-	-	-	-	-	-	-	-
Land and sub-soil assets	-	-	-	-	-	-	-	-	-
Software and other intangible assets	-	-	-	-	-	-	-	-	-
Payment for financial assets	792	-	-	792	792	-	100,0%	-	-
TOTAL	287,543	-	(2,593)	284,950	283,062	1,888	99,3%	259,934	258,173

KZN DEPARTMENT OF SOCIAL DEVELOPMENT
VOTE 13

ANNUAL FINANCIAL STATEMENTS
for the year ended 31 March 2016

Programme 5: Development and Research									
	2015/16							2014/15	
	Adjusted Appropriation	Shifting of Funds	Virement	Final Appropriation	Actual Expenditure	Variance	Expenditure as % of final appropriation	Final Appropriation	Actual expenditure
	R'000	R'000	R'000	R'000	R'000	R'000	%	R'000	R'000
Sub programme									
1. Management and Support	93,704	-	-	93,704	122,610	(28,906)	130,8%	153,150	176,948
2. Community Mobilisation	1,500	-	-	1,500	759	741	50,6%	1,070	208
3. Institutional Capacity Building and Support for NPOS	53,031	-	-	53,031	15,114	37,917	28,5%	42,510	12,964
4. Poverty Alleviation and Sustainable Livelihood	12,107	-	(3,548)	8,559	6,280	2,279	73,4%	11,037	16,585
5. Community-based Research and Development	1,758	-	-	1,758	50	1,708	2,8%	1,681	-
6. Youth Development	33,617	-	(10,997)	22,620	20,329	2,291	89,9%	31,589	27,772
7. Women Development	7,344	-	(2,000)	5,344	1,850	3,494	34,6%	4,600	1,416

KZN DEPARTMENT OF SOCIAL DEVELOPMENT
VOTE 13

ANNUAL FINANCIAL STATEMENTS
for the year ended 31 March 2016

8. Population Policy Promotion	3,757	-	-	3,757	2,385	1,372	63,5%	3,592	1,422
Total for sub programmes	206,818	-	(16,545)	190,273	169,377	20,896	89,0%	249,229	237,315
Economic classification									
Current payments	146,608	-	-	146,608	122,664	23,944	83,7%	127,845	127,218
Compensation of employees	112,881	-	-	112,881	96,144	16,737	85,2%	99,023	92,406
Salaries and wages	73,897	-	-	73,897	82,819	(8,922)	112,1%	72,363	80,668
Social contributions	38,984	-	-	38,984	13,325	25,659	34,2%	26,660	11,738
Goods and services	33,727	-	-	33,727	26,520	7,207	78,6%	28,822	34,806
Administrative fees	-	-	-	-	-	-	-	-	-
Advertising	45	-	-	45	136	(91)	302,2%	65	379
Minor assets	3,092	-	-	3,092	925	2,167	29,9%	815	317
Audit costs: External	182	-	-	182	-	182	-	236	-
Bursaries: Employees	-	-	-	-	-	-	-	-	37
Catering: Departmental activities	2,208	-	-	2,208	1,301	907	58,9%	2,961	1,436
Communication (G&S)	1,439	-	-	1,439	2,257	(818)	156,8%	1,131	2,853
Computer services	123	-	-	123	-	123	-	236	-
Consultants: Business and advisory services	8,185	-	-	8,185	2,873	5,312	35,1%	8,807	1,672
Infrastructure and planning services	-	-	-	-	-	-	-	-	-
Laboratory services	-	-	-	-	-	-	-	-	-
Scientific and technological services	-	-	-	-	-	-	-	-	-
Legal services	-	-	-	-	-	-	-	118	-
Contractors	2,246	-	-	2,246	163	2,083	7,3%	1,504	305
Agency and support / outsourced services	2,152	-	-	2,152	841	1,311	39,1%	207	542
Entertainment	-	-	-	-	-	-	-	118	-

KZN DEPARTMENT OF SOCIAL DEVELOPMENT
VOTE 13

ANNUAL FINANCIAL STATEMENTS
for the year ended 31 March 2016

Fleet services (including government motor transport)	1,124	-	-	1,124	1,596	(472)	142,0%	943	1,065
Housing	-	-	-	-	-	-	-	-	-
Inventory: Clothing material and accessories	-	-	-	-	-	-	-	-	107
Inventory: Farming supplies	-	-	-	-	-	-	-	-	-
Inventory: Food and food supplies	1	-	-	1	-	1	-	11	-
Inventory: Fuel, oil and gas	-	-	-	-	-	-	-	3	-
Inventory: Learner and teacher support material	-	-	-	-	-	-	-	-	-
Inventory: Materials and supplies	234	-	-	234	6	228	2,6%	224	-
Inventory: Medical supplies	-	-	-	-	-	-	-	-	-
Inventory: Medicine	-	-	-	-	-	-	-	-	-
Medsas inventory interface	-	-	-	-	-	-	-	-	-
Inventory: Other supplies	-	-	-	-	-	-	-	-	-
Consumable supplies	433	-	-	433	53	380	12,2%	365	48
Consumable: Stationery, printing and office supplies	3,051	-	-	3,051	668	2,383	21,9%	759	313
Operating leases	947	-	-	947	680	267	71,8%	906	549
Property payments	1,255	-	-	1,255	2,057	(802)	163,9%	1,078	10,209
Transport provided:	554	-	-	554	122	432	22,0%	-	1,518
Departmental activity									
Travel and subsistence	3,208	-	-	3,208	7,430	(4,222)	231,6%	1,250	10,027
Training and development	1,219	-	-	1,219	3,132	(1,913)	256,9%	4,947	819
Operating payments	324	-	-	324	460	(136)	142,0%	771	860
Venues and facilities	1,644	-	-	1,644	1,709	(65)	104,0%	1,367	554
Rental and hiring	61	-	-	61	111	(50)	182,0%	-	1,196
Interest and rent on land	-	-	-	-	-	-	-	-	6

KZN DEPARTMENT OF SOCIAL DEVELOPMENT
VOTE 13

ANNUAL FINANCIAL STATEMENTS
for the year ended 31 March 2016

Interest (Incl. interest on unitary payments (PPP))	-	-	-	-	-	-	-	-	6
Rent on land	-	-	-	-	-	-	-	-	-
Transfers and subsidies	51,054	-	(16,545)	34,509	27,681	6,828	80,2%	45,302	43,737
Provinces and municipalities	-	-	-	-	-	-	-	-	-
Provinces	-	-	-	-	-	-	-	-	-
Provincial Revenue Funds	-	-	-	-	-	-	-	-	-
Provincial agencies and funds	-	-	-	-	-	-	-	-	-
Municipalities	-	-	-	-	-	-	-	-	-
Municipal bank accounts	-	-	-	-	-	-	-	-	-
Municipal agencies and funds	-	-	-	-	-	-	-	-	-
Departmental agencies and accounts	-	-	-	-	-	-	-	-	-
Social security funds	-	-	-	-	-	-	-	-	-
Departmental agencies (non-business entities)	-	-	-	-	-	-	-	-	-
Higher education institutions	-	-	-	-	-	-	-	-	-
Foreign governments and international organisations	-	-	-	-	-	-	-	-	-
Public corporations and private enterprises	-	-	-	-	-	-	-	-	-
Public corporations	-	-	-	-	-	-	-	-	-
Subsidies on products and production (pc)	-	-	-	-	-	-	-	-	-
Other transfers to public corporations	-	-	-	-	-	-	-	-	-
Private enterprises	-	-	-	-	-	-	-	-	-
Subsidies on products and production (pe)	-	-	-	-	-	-	-	-	-

KZN DEPARTMENT OF SOCIAL DEVELOPMENT
VOTE 13

ANNUAL FINANCIAL STATEMENTS
for the year ended 31 March 2016

Other transfers to private enterprises	-	-	-	-	-	-	-	-	-
Non-profit institutions	50,486	-	(16,545)	33,941	27,647	6,294	81,5%	44,759	43,648
Households	568	-	-	568	34	534	6,0%	543	89
Social benefits	568	-	-	568	34	534	6,0%	543	89
Other transfers to households	-	-	-	-	-	-	-	-	-
Payments for capital assets	8,398	-	-	8,398	18,274	(9,876)	217,6%	76,082	66,360
Buildings and other fixed structures	5,000	-	-	5,000	15,294	(10,294)	305,9%	68,030	63,848
Buildings	5,000	-	-	5,000	15,294	(10,294)	305,9%	68,030	63,848
Other fixed structures	-	-	-	-	-	-	-	-	-
Machinery and equipment	3,398	-	-	3,398	2,980	418	87,7%	8,052	2,512
Transport equipment	-	-	-	-	-	-	-	-	-
Other machinery and equipment	3,398	-	-	3,398	2,980	418	87,7%	8,052	2,512
Heritage assets	-	-	-	-	-	-	-	-	-
Specialised military assets	-	-	-	-	-	-	-	-	-
Biological assets	-	-	-	-	-	-	-	-	-
Land and sub-soil assets	-	-	-	-	-	-	-	-	-
Software and other intangible assets	-	-	-	-	-	-	-	-	-
Payment for financial assets	758	-	-	758	758	-	100,0%	-	-
Total	206,818	-	(16,545)	190,273	169,377	20,896	89,0%	249,229	237,315

NOTES TO THE APPROPRIATION STATEMENT

for the year ended 31 March 2016

1. Detail of transfers and subsidies as per Appropriation Act (after Virement):

Detail of these transactions can be viewed in the note on Transfers and subsidies, disclosure notes and Annexure 1 (A-H) to the Annual Financial Statements.

2. Detail of specifically and exclusively appropriated amounts voted (after Virement):

Detail of these transactions can be viewed in note 1 (Annual Appropriation) to the Annual Financial Statements.

3. Detail on payments for financial assets

Detail of these transactions per programme can be viewed in the note on Payments for financial assets to the Annual Financial Statements.

4. Explanations of material variances from Amounts Voted (after Virement):

4.1 Per programme	Final Appropriation	Actual Expenditure	Variance R'000	Variance as a % of Final Appropriation
Administration	520,046	519,148	898	0%
Social Welfare Services	678,884	634,856	44,028	6%
Children and Families	1,039,097	1,003,914	35,183	3%
Restorative Services	284,950	283,062	1,888	1%
Development and Research	190,273	169,377	20,896	11%
	2,713,250	2,610,357	102,893	4%

The department has under-spent its 2015/16 final appropriation by R97 648 million with spending at 96 per cent. In general, the under-spending was spread across all five programmes and a number of Economic categories. The explanations of variances per programme are as follows:

Administration

520,046	519,148	898	0%
---------	---------	-----	----

The under expenditure in this programme is mostly ascribed to delays in filling of vacant funded posts resulting from the moratoriums that took place during the year, staff exits as well as pay-progression that was not fully paid mainly to SMS members,

Social Welfare Services

678,884	634,856	44,028	6%
---------	---------	--------	----

The under spending is attributable to the implementation of cost cutting measures which included cut down in events costs, Subsistence and Travel and the most contributor is under-spending on infrastructure mainly attributed to in a number of projects, including the purchase of the Greytown and Utrecht service office buildings which are currently rented by the department. Other projects were delayed by lengthy land acquisition processes. Also contributing is the Nkululeko Elderly Day Care Centre, due to the funding only being approved in November 2015.

NOTES TO THE APPROPRIATION STATEMENT

for the year ended 31 March 2016

Children and Families

1,039,097	1,003,914	35,183	3%
-----------	-----------	--------	----

The under spending is attributable to the vacant posts as a result of staff exits, particularly among Social Workers. Exacerbating this, is the fact that many promotion are filled from the existing staff base, resulting in further vacancies. The other contributor is under-spending on infrastructure mainly due to lengthy planning procurement processes with the implementing agents including the Department of Public Works and COEGA.

Restorative Services

284,950	283,062	1,888	1%
---------	---------	-------	----

The under expenditure in this programme is mainly due to vacant posts as a result of staff exits, as with Programme 3, many promotion posts are filled from the existing staff base, resulting in further vacancies.

Development and Research

190,273	169,377	20,896	11%
---------	---------	--------	-----

The under expenditure in this programme is mainly due to vacant posts as a result of staff exits, particularly among community development practitioners as well as under spending on funds earmarked for the capacitation of NGO's due to delays in procurement.

4.2 Per economic classification	Final Appropriation R'000	Actual Expenditure R'000	Variance R'000	Variance as a % of Final Appropriation R'000
Current expenditure	1,678,503	1,614,697	63,806	4%
Compensation of employees	1,300,625	1,238,550	62,075	5%
Goods and services	377,878	376,059	1,819	1%
Interest and rent on land	-	88	(88)	-100%
Transfers and subsidies	847,162	827,552	19,610	2%
Provinces and municipalities	1,747	566	1,181	68%
Departmental agencies and accounts	1,321	3,350	(2,029)	-154%
Higher education institutions	-	-	-	0%
Public corporations and private enterprises	-	-	-	0%
Foreign governments and international organisations	-	-	-	0%
Non-profit institutions	823,314	803,769	19,545	2%
Households	20,780	19,867	913	4%
Payments for capital assets	180,605	152,669	27,936	15%
Buildings and other fixed structures	142,082	113,508	28,574	20%
Machinery and equipment	38,523	39,161	(638)	-2%
Heritage assets	-	-	-	0%
Specialised military assets	-	-	-	0%
Biological assets	-	-	-	0%
Land and subsoil assets	-	-	-	0%

NOTES TO THE APPROPRIATION STATEMENT

for the year ended 31 March 2016

Software and other intangible assets	-	-	-	0%
Payments for financial assets	6,980	15,439	(8,459)	-121%

Compensation of employees

Actual expenditure was, at 95.3 per cent of the Final Appropriation, under-spent by R61.594 million. The under-spending is attributed to: the non-filling of vacant funded posts due to moratoriums; delays in processing the annual pay progression for SMS members; most of the posts filled during the year were filled by officials from within the department; and staff exits at an average of 15 per month, including retirements.

Goods and services

Reflects under-expenditure of R2.349 million, at 99.4 per cent of the Final Appropriation, largely due to: the implementation of cost-cutting measures and internal cost containment, including cutting down on events spending. Spending on travelling and subsistence was also carefully monitored and managed.

Departmental agencies and accounts

The over-spending of R2.029 million was attributed to arrears for the Health Welfare Sector Education Training Authority from 2014/15 paid in 2015/16 as the invoice was received late and the department needed some clarity on the amount to be paid, which resulted in the payment only being processed in 2015/16.

Non-profit institutions

Under-spent by R15.696 million as a result of the National priority funding that was not used. The under-expenditure was also exacerbated by the non-implementation of the Khuseleka one-stop centre as planned due to challenges in the identification of the site in Inanda. Three NPOs, namely Amandla Amadoda in the Umkhanyakude district, as well as Nikithemba and Amazing Grace in the Zululand district, terminated their services during the year. A number of other NPOs were under-utilised by clients, while others resumed operations late in the financial year.

Buildings and other fixed structures

Underspent by R28.525 million. The under-spending relates mainly to new assets, where there was under-spending due to projects not proceeding as expected.

These included the purchase of the Greytown and Utrecht service office buildings currently rented by the department, as well as projects delayed by lengthy land acquisition processes, including the Bulwer/Hlanganani and Harding service offices. Also contributing to the under-spending was minimal spending of R619 000 on the Nkululeko Elderly Day Care centre, which the department attributes to the funding only being approved in the Adjustments Estimate in November 2015.

There was also under-spending on upgrades due to lengthy planning and procurement processes with the implementing agents, including DOPW and COEGA. Projects affected include the Government Garage building in eThekweni, which will be used as the eThekweni North district office, as well as the Valley View place of safety.

In addition, there were delays in the acquisition of the building known as Rydavale clinic, which the eThekweni Metro has to transfer to DOPW to enable the department to refurbish and use it for the KwaMashu service office.

Machinery and Equipment

NOTES TO THE APPROPRIATION STATEMENT

for the year ended 31 March 2016

Over-expenditure of R1.810 million, at 104, 7 per cent of the Final Appropriation, largely due to prior year invoices in respect of motor vehicle and computer equipment invoices processed during current financial year.

Payment for Financial Assets

Over-expenditure of R8.459 million, at 221, 2 per cent of the Final Appropriation, due to write-off of bad debts.

4.3 Per conditional grant	Final Appropriation R'000	Actual Expenditure R'000	Variance R'000	Variance as a % of Final Appropriation R'000
Social Welfare Services	-	-	-	0%
EPWP Integrated Grant for Provinces	3,000	3,000	-	0%
Social Sector EPWP Incentive Grant for Provinces	-	-	-	0%

KZN DEPARTMENT OF SOCIAL DEVELOPMENT

VOTE 13

STATEMENT OF FINANCIAL PERFORMANCE

for the year ended 31 March 2016

	<i>Note</i>	2015/16 R'000	2014/15 R'000
REVENUE			
Annual appropriation	1	2,713,250	2,489,760
Statutory appropriation		-	-
Departmental revenue	2	6,858	8,954
NRF Receipts		-	-
Aid assistance		-	-
TOTAL REVENUE		2,720,108	2,498,714
EXPENDITURE			
Current expenditure			
Compensation of employees	3	1,238,550	1,156,789
Goods and services	4	376,059	363,318
Interest and rent on land	5	88	12
Aid assistance		-	-
Total current expenditure		1,614,697	1,520,119
Transfers and subsidies			
Transfers and subsidies	7	827,552	806,242
Aid assistance		-	-
Total transfers and subsidies		827,552	806,242
Expenditure for capital assets			
Tangible assets	8	152,669	161,071
Intangible assets		-	-
Total expenditure for capital assets		152,669	161,071
Unauthorised expenditure approved without funding	9	6,980	
Payments for financial assets		8,459	
TOTAL EXPENDITURE		2,610,357	2,487,432
SURPLUS/(DEFICIT) FOR THE YEAR		109,751	11,282

KZN DEPARTMENT OF SOCIAL DEVELOPMENT

VOTE 13

STATEMENT OF FINANCIAL PERFORMANCE

for the year ended 31 March 2016

Reconciliation of Net Surplus/(Deficit) for the year

Voted funds	102,893	2,328
Annual appropriation	102,893	2,328
Conditional grants	-	-
Departmental revenue and NRF Receipts	6,858	8,954
Aid assistance	-	-
SURPLUS/(DEFICIT) FOR THE YEAR	109,751	11,282

KZN DEPARTMENT OF SOCIAL DEVELOPMENT

VOTE 13

STATEMENT OF FINANCIAL POSITION

as at 31 March 2016

	Note	2015/16 R'000	2014/15 R'000
ASSETS			
Current assets		95,375	33,613
Unauthorised expenditure	<u>9</u>	18,787	25,767
Cash and cash equivalents	<u>10</u>	67,159	91
Other financial assets		-	-
Prepayments and advances	<u>11</u>	507	87
Receivables	<u>12</u>	8,922	7,668
Loans		-	-
Aid assistance prepayments		-	-
Aid assistance receivable		-	-
Non-current assets		55,227	70,197
Investments		-	-
Receivables	<u>12</u>	55,227	70,197
Loans		-	-
Other financial assets		-	-
TOTAL ASSETS		150,602	103,810
LIABILITIES			
Current liabilities		104,856	57,436
Voted funds to be surrendered to the Revenue Fund	<u>13</u>	102,893	14,136
Departmental revenue and NRF Receipts to be surrendered to the Revenue Fund	<u>14</u>	634	456
Bank overdraft	<u>15</u>	-	42,305
Payables	<u>16</u>	1,329	539
Aid assistance repayable		-	-
Aid assistance unutilised		-	-
Non-current liabilities			
Payables		-	-
TOTAL LIABILITIES		104,856	57,436
NET ASSETS		45,746	46,374

KZN DEPARTMENT OF SOCIAL DEVELOPMENT

VOTE 13

STATEMENT OF FINANCIAL POSITION

as at 31 March 2016

	Note	2015/16 R'000	2014/15 R'000
Represented by:			
Capitalisation reserve		-	-
Recoverable revenue		45,746	46,374
Retained funds		-	-
Revaluation reserves		-	-
TOTAL		45,746	46,374

KZN DEPARTMENT OF SOCIAL DEVELOPMENT

VOTE 13

STATEMENT OF CHANGES IN NET ASSETS

for the year ended 31 March 2016

	<i>Note</i>	2015/16 R'000	2014/15 R'000
Capitalisation Reserves			
Opening balance		-	-
Transfers:		-	-
Movement in Equity		-	-
Movement in Operational Funds		-	-
Other movements		-	-
Closing balance		<u>-</u>	<u>-</u>
Recoverable revenue			
Opening balance		46,374	46,095
Transfers:		(628)	279
Irrecoverable amounts written off		-	-
Debts revised		-	-
Debts recovered (included in departmental receipts)		-628	-1,545
Debts raised		-	1,824
Closing balance		<u>45,746</u>	<u>46,374</u>
Retained funds			
Opening balance		-	-
Transfer from voted funds to be surrendered (Parliament/Legislatures ONLY)		-	-
Utilised during the year		-	-
Other transfers		-	-
Closing balance		<u>-</u>	<u>-</u>
Revaluation Reserve			
Opening balance		-	-
Revaluation adjustment (Housing departments)		-	-
Transfers		-	-
Other		-	-
Closing balance		<u>-</u>	<u>-</u>
TOTAL		<u><u>45,746</u></u>	<u><u>46,374</u></u>

STATEMENT OF CHANGES IN NET ASSETS

for the year ended 31 March 2016

	Note	2015/16 R'000	2014/15 R'000
CASH FLOWS FROM OPERATING ACTIVITIES			
Receipts		2,720,108	2,495,696
Annual appropriated funds received	<u>1.1</u>	2,713,250	2,489,760
Statutory appropriated funds received		-	-
Departmental revenue received	<u>2</u>	6,849	5,934
Interest received	<u>2.2</u>	9	2
NRF Receipts		-	-
Aid assistance received		-	-
Net (increase)/decrease in working capital		21,066	(10,877)
Surrendered to Revenue Fund		(20,816)	(8,735)
Surrendered to RDP Fund/Donor		-	-
Current payments		(1,614,696)	(1,508,299)
Interest paid		(1)	(12)
Payments for financial assets		(8,459)	-
Transfers and subsidies paid		(834,532)	(806,242)
Net cash flow available from operating activities	<u>17</u>	262,670	161,531
CASH FLOWS FROM INVESTING ACTIVITIES			
Payments for capital assets	<u>8</u>	(152,669)	(161,071)
Proceeds from sale of capital assets		-	3,018
(Increase)/decrease in loans		-	-
(Increase)/decrease in investments		-	-
(Increase)/decrease in other financial assets		-	-
Net cash flows from investing activities		(152,669)	(158,053)
CASH FLOWS FROM FINANCING ACTIVITIES			
Distribution/dividend received		-	-
Increase/(decrease) in net assets		(628)	279
Increase/(decrease) in non-current payables		-	-
Net cash flows from financing activities		(628)	279
Net increase/(decrease) in cash and cash equivalents		109,373	3,757
Cash and cash equivalents at beginning of period		(42,214)	(45,971)
Unrealised gains and losses within cash and cash equivalents		-	-
Cash and cash equivalents at end of period	<u>10</u>	67,159	(42,214)

ACCOUNTING POLICIES
for the year ended 31 March 2016

Summary of significant accounting policies	
<p>The financial statements have been prepared in accordance with the following policies, which have been applied consistently in all material aspects, unless otherwise indicated.</p> <p>The historical cost convention has been used, except where otherwise indicated. Management has used assessments and estimates in preparing the annual financial statements. These are based on the best information available at the time of preparation.</p> <p>Where appropriate and meaningful, additional information has been disclosed to enhance the usefulness of the financial statements and to comply with the statutory requirements of the Public Finance Management Act (PFMA), Act 1 of 1999 (as amended by Act 29 of 1999), and the Treasury Regulations issued in terms of the PFMA and the annual Division of Revenue Act.</p>	
1	Basis of preparation The financial statements have been prepared in accordance with the Modified Cash Standard.
2	Going concern The financial statements have been prepared on a going concern basis.
3	Presentation currency Amounts have been presented in the currency of the South African Rand (R) which is also the functional currency of the department.
4	Rounding Unless otherwise stated financial figures have been rounded to the nearest one thousand Rand (R'000).
5	Foreign currency translation Cash flows arising from foreign currency transactions are translated into South African Rands using the spot exchange rates prevailing at the date of payment / receipt.
6	Comparative information
6.1	Prior period comparative information Prior period comparative information has been presented in the current year's financial statements. Where necessary figures included in the prior period financial statements have been reclassified to ensure that the format in which the information is presented is consistent with the format of the current year's financial statements.
6.2	Current year comparison with budget A comparison between the approved, final budget and actual amounts for each programme and economic classification is included in the appropriation statement.

ACCOUNTING POLICIES
for the year ended 31 March 2016

7	Revenue
7.1	<p>Appropriated funds</p> <p>Appropriated funds comprises of departmental allocations as well as direct charges against the revenue fund (i.e. statutory appropriation).</p> <p>Appropriated funds are recognised in the statement of financial performance on the date the appropriation becomes effective. Adjustments made in terms of the adjustments budget process are recognised in the statement of financial performance on the date the adjustments become effective.</p> <p>The net amount of any appropriated funds due to / from the relevant revenue fund at the reporting date is recognised as a payable / receivable in the statement of financial position.</p>
7.2	<p>Departmental revenue</p> <p>Departmental revenue is recognised in the statement of financial performance when received and is subsequently paid into the relevant revenue fund, unless stated otherwise.</p> <p>Any amount owing to the relevant revenue fund at the reporting date is recognised as a payable in the statement of financial position.</p>
7.3	<p>Accrued departmental revenue</p> <p>Accruals in respect of departmental revenue (excluding tax revenue) are recorded in the notes to the financial statements when:</p> <ul style="list-style-type: none"> • it is probable that the economic benefits or service potential associated with the transaction will flow to the department; and • the amount of revenue can be measured reliably. <p>The accrued revenue is measured at the fair value of the consideration receivable.</p> <p>Accrued tax revenue (and related interest and / penalties) is measured at amounts receivable from collecting agents.</p>
8	Expenditure
8.1	Compensation of employees
8.1.1	<p>Salaries and wages</p> <p>Salaries and wages are recognised in the statement of financial performance on the date of payment.</p>
8.1.2	<p>Social contributions</p> <p>Social contributions made by the department in respect of current employees are recognised in the statement of financial performance on the date of payment.</p> <p>Social contributions made by the department in respect of ex-employees are classified as transfers to households in the statement of financial performance on the date of payment.</p>
8.2	Other expenditure

ACCOUNTING POLICIES
for the year ended 31 March 2016

	Other expenditure (such as goods and services, transfers and subsidies and payments for capital assets) is recognised in the statement of financial performance on the date of payment. The expense is classified as a capital expense if the total consideration paid is more than the capitalisation threshold.
8.3	<p>Accrued expenditure payable</p> <p>Accrued expenditure payable is recorded in the notes to the financial statements when the goods are received or, in the case of services, when they are rendered to the department or in the case of transfers and subsidies when they are due and payable. Accrued expenditure payable is measured at cost.</p>
8.4	Leases
8.4.1	<p>Operating leases</p> <p>Operating lease payments made during the reporting period are recognised as current expenditure in the statement of financial performance on the date of payment. The operating lease commitments are recorded in the notes to the financial statements.</p>
8.4.2	<p>Finance leases</p> <p>Finance lease payments made during the reporting period are recognised as capital expenditure in the statement of financial performance on the date of payment. The finance lease commitments are recorded in the notes to the financial statements and are not apportioned between the capital and interest portions. Finance lease assets acquired at the end of the lease term are recorded and measured at the lower of:</p> <ul style="list-style-type: none"> • cost, being the fair value of the asset; or • the sum of the minimum lease payments made, including any payments made to acquire ownership at the end of the lease term, excluding interest.
9	Aid Assistance
9.1	<p>Aid assistance received</p> <p>Aid assistance received in cash is recognised in the statement of financial performance when received. In-kind aid assistance is recorded in the notes to the financial statements on the date of receipt and is measured at fair value. Aid assistance not spent for the intended purpose and any unutilised funds from aid assistance that are required to be refunded to the donor are recognised as a payable in the statement of financial position.</p>
9.2	<p>Aid assistance paid</p> <p>Aid assistance paid is recognised in the statement of financial performance on the date of payment. Aid assistance payments made prior to the receipt of funds are recognised as a receivable in the statement of financial position.</p>
10	<p>Cash and cash equivalents</p> <p>Cash and cash equivalents are stated at cost in the statement of financial position. Bank overdrafts are shown separately on the face of the statement of financial position as a current liability.</p>

ACCOUNTING POLICIES
for the year ended 31 March 2016

	For the purposes of the cash flow statement, cash and cash equivalents comprise cash on hand, deposits held, other short-term highly liquid investments and bank overdrafts.
11	<p>Prepayments and advances</p> <p>Prepayments and advances are recognised in the statement of financial position when the department receives or disburses the cash.</p> <p>Prepayments and advances are initially and subsequently measured at cost.</p>
12	<p>Loans and receivables</p> <p>Loans and receivables are recognised in the statement of financial position at cost plus accrued interest, where interest is charged, less amounts already settled or written-off. Write-offs are made according to the department's write-off policy.</p>
13	<p>Investments</p> <p>Investments are recognised in the statement of financial position at cost.</p>
14	Financial assets
14.1	<p>Financial assets (not covered elsewhere)</p> <p>A financial asset is recognised initially at its cost plus transaction costs that are directly attributable to the acquisition or issue of the financial.</p> <p>At the reporting date, a department shall measure its financial assets at cost, less amounts already settled or written-off, except for recognised loans and receivables, which are measured at cost plus accrued interest, where interest is charged, less amounts already settled or written-off.</p>
14.2	<p>Impairment of financial assets</p> <p>Where there is an indication of impairment of a financial asset, an estimation of the reduction in the recorded carrying value, to reflect the best estimate of the amount of the future economic benefits expected to be received from that asset, is recorded in the notes to the financial statements.</p>
15	<p>Payables</p> <p>Loans and payables are recognised in the statement of financial position at cost.</p>
16	Capital Assets
16.1	<p>Immovable capital assets</p> <p>Immovable capital assets are initially recorded in the notes to the financial statements at cost. Immovable capital assets acquired through a non-exchange transaction is measured at fair value as at the date of acquisition.</p> <p>Where the cost of immovable capital assets cannot be determined reliably, the immovable capital assets are measured at R1 unless the fair value of the asset has been reliably estimated, in which case the fair value is used.</p> <p>All assets acquired prior to 1 April 2002 (or a later date as approved by the OAG) may be recorded at R1.</p> <p>Immovable capital assets are subsequently carried at cost and are not subject to depreciation or impairment.</p>

ACCOUNTING POLICIES
for the year ended 31 March 2016

	Subsequent expenditure that is of a capital nature is added to the cost of the asset at the end of the capital project unless the immovable asset is recorded by another department in which case the completed project costs are transferred to that department.
16.2	<p>Movable capital assets</p> <p>Movable capital assets are initially recorded in the notes to the financial statements at cost. Movable capital assets acquired through a non-exchange transaction is measured at fair value as at the date of acquisition.</p> <p>Where the cost of movable capital assets cannot be determined reliably, the movable capital assets are measured at fair value and where fair value cannot be determined; the movable assets are measured at R1.</p> <p>All assets acquired prior to 1 April 2002 (or a later date as approved by the OAG) may be recorded at R1.</p> <p>Movable capital assets are subsequently carried at cost and are not subject to depreciation or impairment.</p>
16.3	<p>Intangible assets</p> <p>Intangible assets are initially recorded in the notes to the financial statements at cost. Intangible assets acquired through a non-exchange transaction are measured at fair value as at the date of acquisition.</p> <p>Internally generated intangible assets are recorded in the notes to the financial statements when the department commences the development phase of the project.</p> <p>Where the cost of intangible assets cannot be determined reliably, the intangible capital assets are measured at fair value and where fair value cannot be determined; the intangible assets are measured at R1.</p> <p>All assets acquired prior to 1 April 2002 (or a later date as approved by the OAG) may be recorded at R1.</p> <p>Intangible assets are subsequently carried at cost and are not subject to depreciation or impairment.</p> <p>Subsequent expenditure that is of a capital nature is added to the cost of the asset at the end of the capital project unless the intangible asset is recorded by another department/entity in which case the completed project costs are transferred to that department.</p>
17	Provisions and Contingents
17.1	<p>Provisions</p> <p>Provisions are recorded in the notes to the financial statements when there is a present legal or constructive obligation to forfeit economic benefits as a result of events in the past and it is probable that an outflow of resources embodying economic benefits or service potential will be required to settle the obligation and a reliable estimate of the obligation can be made. The provision is measured as the best estimate of the funds required to settle the present obligation at the reporting date.</p>
17.2	<p>Contingent liabilities</p> <p>Contingent liabilities are recorded in the notes to the financial statements when there is a possible obligation that arises from past events, and whose existence will be confirmed</p>

ACCOUNTING POLICIES
for the year ended 31 March 2016

	only by the occurrence or non-occurrence of one or more uncertain future events not within the control of the department or when there is a present obligation that is not recognised because it is not probable that an outflow of resources will be required to settle the obligation or the amount of the obligation cannot be measured reliably.
17.3	<p>Contingent assets</p> <p>Contingent assets are recorded in the notes to the financial statements when a possible asset arises from past events, and whose existence will be confirmed by the occurrence or non-occurrence of one or more uncertain future events not within the control of the department.</p>
17.4	<p>Commitments</p> <p>Commitments are recorded at cost in the notes to the financial statements when there is a contractual arrangement or an approval by management in a manner that raises a valid expectation that the department will discharge its responsibilities thereby incurring future expenditure that will result in the outflow of cash.</p>
18	<p>Unauthorised expenditure</p> <p>Unauthorised expenditure is recognised in the statement of financial position until such time as the expenditure is either:</p> <ul style="list-style-type: none"> • approved by Parliament or the Provincial Legislature with funding and the related funds are received; or • approved by Parliament or the Provincial Legislature without funding and is written off against the appropriation in the statement of financial performance; or • transferred to receivables for recovery. <p>Unauthorised expenditure is measured at the amount of the confirmed unauthorised expenditure.</p>
19	<p>Fruitless and wasteful expenditure</p> <p>Fruitless and wasteful expenditure is recorded in the notes to the financial statements when confirmed. The amount recorded is equal to the total value of the fruitless and or wasteful expenditure incurred.</p> <p>Fruitless and wasteful expenditure is removed from the notes to the financial statements when it is resolved or transferred to receivables for recovery.</p> <p>Fruitless and wasteful expenditure receivables are measured at the amount that is expected to be recoverable and are de-recognised when settled or subsequently written-off as irrecoverable.</p>
20	<p>Irregular expenditure</p> <p>Irregular expenditure is recorded in the notes to the financial statements when confirmed. The amount recorded is equal to the value of the irregular expenditure incurred unless it is impracticable to determine, in which case reasons therefor are provided in the note.</p> <p>Irregular expenditure is removed from the note when it is either condoned by the relevant authority, transferred to receivables for recovery or not condoned and is not recoverable.</p> <p>Irregular expenditure receivables are measured at the amount that is expected to be recoverable and are de-recognised when settled or subsequently written-off as irrecoverable.</p>

ACCOUNTING POLICIES
for the year ended 31 March 2016

21	<p>Changes in accounting policies, accounting estimates and errors</p> <p>Changes in accounting policies that are effected by management have been applied retrospectively in accordance with MCS requirements, except to the extent that it is impracticable to determine the period-specific effects or the cumulative effect of the change in policy. In such instances the department shall restate the opening balances of assets, liabilities and net assets for the earliest period for which retrospective restatement is practicable.</p> <p>Changes in accounting estimates are applied prospectively in accordance with MCS requirements.</p> <p>Correction of errors is applied retrospectively in the period in which the error has occurred in accordance with MCS requirements, except to the extent that it is impracticable to determine the period-specific effects or the cumulative effect of the error. In such cases the department shall restate the opening balances of assets, liabilities and net assets for the earliest period for which retrospective restatement is practicable.</p>
22	<p>Events after the reporting date</p> <p>Events after the reporting date that are classified as adjusting events have been accounted for in the financial statements. The events after the reporting date that are classified as non-adjusting events after the reporting date have been disclosed in the notes to the financial statements.</p>
23	<p>Principal-Agent arrangements</p> <p>The department is party to a principal-agent arrangement for [include details here]. In terms of the arrangement the department is the [principal / agent] and is responsible for [include details here]. All related revenues, expenditures, assets and liabilities have been recognised or recorded in terms of the relevant policies listed herein. Additional disclosures have been provided in the notes to the financial statements where appropriate.</p>
24	<p>Departures from the MCS requirements</p> <p>[Insert information on the following: that management has concluded that the financial statements present fairly the department's primary and secondary information; that the department complied with the Standard except that it has departed from a particular requirement to achieve fair presentation; and the requirement from which the department has departed, the nature of the departure and the reason for departure.]</p>
25	<p>Capitalisation reserve</p> <p>The capitalisation reserve comprises of financial assets and/or liabilities originating in a prior reporting period but which are recognised in the statement of financial position for the first time in the current reporting period. Amounts are recognised in the capitalisation reserves when identified in the current period and are transferred to the National/Provincial Revenue Fund when the underlying asset is disposed and the related funds are received.</p>
26	<p>Recoverable revenue</p> <p>Amounts are recognised as recoverable revenue when a payment made in a previous financial year becomes recoverable from a debtor in the current financial year. Amounts</p>

ACCOUNTING POLICIES

for the year ended 31 March 2016

	are either transferred to the National/Provincial Revenue Fund when recovered or are transferred to the statement of financial performance when written-off.
27	<p>Related party transactions</p> <p>A related party transaction is a transfer of resources, services or obligations between the reporting entity and a related party. Related party transactions within the Minister's portfolio are recorded in the notes to the financial statements when the transaction is not at arm's length.</p> <p>Key management personnel are those persons having the authority and responsibility for planning, directing and controlling the activities of the department. The number of individuals and their full compensation is recorded in the notes to the financial statements.</p>
28	<p>Inventories</p> <p>Inventories that qualify for recognition must be initially reflected at cost. Where inventories are acquired at no cost, or for nominal consideration, their cost shall be their fair value at the date of acquisition.</p> <p>All inventory items at year-end are reflected using the weighted average cost formula.</p>

NOTES TO THE ANNUAL FINANCIAL STATEMENTS

for the year ended 31 March 2016

1. Annual Appropriation

1.1 Annual Appropriation

Included are funds appropriated in terms of the Appropriation Act (and the Adjustments Appropriation Act) for National Departments (Voted funds) and Provincial Departments:

	Final Appropriation	2015/16 Actual Funds Received	Funds not requested/ not received	2014/15 Final Appropriation	Appropriation received
	R'000	R'000	R'000	R'000	R'000
Administration	520,046	520,046	-	453,568	453,568
Social welfare services	678,884	678,884	-	585,224	585,224
Children and families	1,039,097	1,039,097	-	941,805	941,805
Restorative services	284,950	284,950	-	259,934	259,934
Development and research	190,273	190,273	-	249,229	249,229
Total	2,713,250	2,713,50	-	2,489,760	2,489,760

1.2 Conditional grants

	Note	2015/16 R'000	2014/15 R'000
Total grants received	33	3,000	5,746
Provincial grants included in Total Grants received		-	-

It should be noted that the Conditional grants are included in the amounts per the Final Appropriation in Note 1.1

2. Departmental revenue

	Note	2015/16 R'000	2014/15 R'000
Tax revenue		-	-
Sales of goods and services other than capital assets	2.1	5,698	4,653
Interest, dividends and rent on land	2.2	9	2
Sales of capital assets	2.3	-	3,018
Transactions in financial assets and liabilities	2.4	1,151	1,281
Transfer received		-	-
Total revenue collected		6,858	8,954
Less: Own revenue included in appropriation		-	-
Departmental revenue collected		6,858	8,954

NOTES TO THE ANNUAL FINANCIAL STATEMENTS

for the year ended 31 March 2016

2.1 Sales of goods and services other than capital assets

	<i>Note</i> 2	2015/16 R'000	2014/15 R'000
Sales of goods and services produced by the department		5,698	4,653
Sales by market establishment		3,616	3,316
Administrative fees		-	-
Other sales		2,082	1,337
Total		5,698	4,653

2.2 Interest, dividends and rent on land

	<i>Note</i> 2	2015/16 R'000	2014/15 R'000
Interest		9	2
Total		9	9

2.3 Sale of capital assets

	<i>Note</i> 2	2015/16 R'000	2014/15 R'000
Tangible assets		-	3,018
Buildings and other fixed structures		-	-
Machinery and equipment		-	3,018
Specialised military assets		-	-
Land and subsoil assets		-	-
Biological assets		-	-
Total		-	3,018

2.4 Transactions in financial assets and liabilities

	<i>Note</i> 2	2015/16 R'000	2014/15 R'000
Receivables		665	662
Other Receipts including Recoverable Revenue		486	619
Total		1,151	1,281

3. Compensation of employees

3.1 Salaries and Wages

	<i>Note</i>	2015/16 R'000	2014/15 R'000
Basic salary		793,806	754,841
Performance award		366	249
Service Based		65,100	60,641
Compensative/circumstantial		13,913	16,717
Periodic payments		6,202	5,735
Other non-pensionable allowances		183,435	162,676
Total		1,062,822	1,000,859

NOTES TO THE ANNUAL FINANCIAL STATEMENTS

for the year ended 31 March 2016

3.2 Social contributions

	<i>Note</i>	2015/16 R'000	2014/15 R'000
Employer contributions			
Pension		101,406	97,186
Medical		73,862	58,299
UIF		179	179
Bargaining council		281	266
Total		175,728	155,930
 Total compensation of employees		 1,238,550	 1,156,789
 Average number of employees		 8,872	 8,832

4. Goods and services

	<i>Note</i>	2015/16 R'000	2014/15 R'000
Administrative fees		1,054	225
Advertising		2,089	4,784
Minor assets	4.1	10,480	11,117
Bursaries (employees)		2,200	1,416
Catering		4,150	7,251
Communication		30,235	29,741
Computer services	4.2	22,299	20,283
Consultants: Business and advisory services		4,451	1,834
Infrastructure and planning services		-	-
Laboratory services		-	-
Scientific and technological services		-	-
Legal services		632	1,405
Contractors		31,667	17,021
Agency and support / outsourced services		13,551	12,121
Entertainment		-	-
Audit cost – external	4.3	5,631	4,333
Fleet services		38,795	38,832
Inventory	4.4	1,461	1,978
Consumables	4.5	18,430	16,372
Housing		-	-
Operating leases		36,850	36,495
Property payments	4.6	87,458	77,183
Rental and hiring		3,247	5,564
Transport provided as part of the departmental activities		3,106	5,199
Travel and subsistence	4.7	46,159	61,641
Venues and facilities		2,391	1,815
Training and development		6,218	3,082
Other operating expenditure	4.8	3,505	3,626
Total		376,059	363,318

NOTES TO THE ANNUAL FINANCIAL STATEMENTS

for the year ended 31 March 2016

4.1 Minor assets

	<i>Note</i> 4	2015/16 R'000	2014/15 R'000
Tangible assets		10,480	11,117
Buildings and other fixed structures		-	-
Biological assets		-	-
Heritage assets		-	-
Machinery and equipment		10,480	11,117
Transport assets		-	-
Specialised military assets		-	-
Intangible assets		-	-
Software		-	-
Mastheads and publishing titles		-	-
Patents, licences, copyright, brand names, trademarks		-	-
Recipes, formulae, prototypes, designs, models		-	-
Services and operating rights		-	-
Total		10,480	11,117

4.2 Computer services

	<i>Note</i> 4	2015/16 R'000	2014/15 R'000
SITA computer services		21,799	20,264
External computer service providers		500	19
Total		22,299	20,283

4.3 Audit cost – External

	<i>Note</i> 4	2015/16 R'000	2014/15 R'000
Regularity audits		5,631	4,333
Total		5,631	4,33

4.4 Inventory

	<i>Note</i> 4	2015/16 R'000	2014/15 R'000
Clothing material and accessories		226	484
Food and food supplies		277	176
Fuel, oil and gas		90	71
Materials and supplies		340	460
Medical supplies		389	777
Medicine		139	10
Total		1,461	1,978

4.5 Consumables

	<i>Note</i> 4	2015/16 R'000	2014/15 R'000
Consumable supplies		8,130	8,030
Uniform and clothing		1,347	1,577
Household supplies		5,691	5,356
IT consumables		557	260
Other consumables		535	837
Stationery, printing and office supplies		10,300	8,342
Total		18,430	16,372

NOTES TO THE ANNUAL FINANCIAL STATEMENTS

for the year ended 31 March 2016

4.6 Property payments

<i>Note</i>	2015/16	2014/15
4	R'000	R'000
Municipal services	24,965	23,833
Other	62,493	53,350
Total	87,458	77,183

4.7 Travel and subsistence

<i>Note</i>	2015/16	2014/15
4	R'000	R'000
Local	46,130	61,641
Foreign	29	-
Total	46,159	61,641

4.8 Other operating expenditure

<i>Note</i>	2015/16	2014/15
4	R'000	R'000
Professional bodies, membership and subscription fees	3	271
Resettlement costs	962	1,245
Other	2,540	2,110
Total	3,505	3,626

5. Interest and rent on land

<i>Note</i>	2015/16	2014/15
	R'000	R'000
Interest paid	1	12
Rent on land	87	-
Total	88	12

6. Payments for financial assets

<i>Note</i>	2015/16	2014/15
	R'000	R'000
Debts written off	8,459	-
Total	8,459	-

6.1 Debts written off

<i>Note</i>	2015/16	2014/15
6	R'000	R'000
Nature of debts written off		
Irregular expenditure written off		
Loss control	15	-
Non-profit organisations	3,454	-
Community Care Givers	107	-
Supplier debt	330	-
Ex - Employees	3,770	-
Total	7,676	-

Other debt written off
Employees

783 -

NOTES TO THE ANNUAL FINANCIAL STATEMENTS

for the year ended 31 March 2016

Total	783	-
Total debt written off	8,459	-

7. Transfers and subsidies

		2015/16 R'000	2014/15 R'000
	<i>Note</i>		
Provinces and municipalities		566	539
Departmental agencies and accounts	<i>Annex 1B</i>	3,350	1,145
Non-profit institutions	<i>Annex 1F</i>	803,769	780,980
Households	<i>Annex 1G</i>	19,885	23,578
Total		827,570	806,242

Unspent funds transferred to the above beneficiaries

8. Expenditure for capital assets

	<i>Note</i>	2015/16 R'000	2014/15 R'000
Tangible assets		152,669	161,071
Buildings and other fixed structures	40	113,508	127,953
Heritage assets		-	-
Machinery and equipment	39	39,161	33,118
Total		152,669	161,071

8.1 Analysis of funds utilised to acquire capital assets – 2015/16

	Voted funds R'000	Aid assistance R'000	Total R'000
Tangible assets	152,669	-	161,071
Buildings and other fixed structures	113,508	-	127,953
Heritage assets	-	-	-
Machinery and equipment	39,161	-	33,118
Intangible assets			
Total	152,669	-	161,071

8.2 Analysis of funds utilised to acquire capital assets – 2014/15

	Voted funds R'000	Aid assistance R'000	Total R'000
Tangible assets	161,071	-	161,071
Buildings and other fixed structures	127,953	-	127,953
Heritage assets	-	-	-
Machinery and equipment	33,118	-	33,118
Total	161,071	-	161,071

NOTES TO THE ANNUAL FINANCIAL STATEMENTS

for the year ended 31 March 2016

9. Unauthorised expenditure

9.1 Reconciliation of unauthorised expenditure

	<i>Note</i>	2015/16 R'000	2014/15 R'000
Opening balance		25,767	13,959
Prior period error			
As restated		25,767	13,959
Unauthorised expenditure – discovered in current year (as restated)		-	11,808
Less: Amounts approved by Parliament/Legislature without funding		(6,980)	-
Transfers and subsidies		(6,980)	-
Less: Amounts transferred to receivables for recovery	15		
Closing balance		18,787	25,767

9.2 Analysis of unauthorised expenditure awaiting authorisation per economic classification

	2015/16 R'000	2014/15 R'000
Capital	676	676
Current	5,152	5,152
Transfers and subsidies	12,959	19,939
Total	18,787	25,767

9.3 Analysis of unauthorised expenditure awaiting authorisation per type

	2015/16 R'000	2014/15 R'000
Unauthorised expenditure relating to overspending of the vote or a main division within a vote	18,787	25,767
Total	18,787	25,767

9.4 Details of unauthorised expenditure – current year

Incident	Disciplinary steps taken/criminal proceedings	2015/16 R'000
Total		

10. Cash and cash equivalents

	<i>Note</i>	2015/16 R'000	2014/15 R'000
Consolidated Paymaster General Account		67,076	-
Cash on hand		83	91
Total		67,159	91

NOTES TO THE ANNUAL FINANCIAL STATEMENTS

for the year ended 31 March 2016

11. Prepayments and advances

	<i>Note</i>	2015/16 R'000	2014/15 R'000
Travel and subsistence		72	51
Prepayments (Not expensed)	11.2	435	36
Total		507	87

11.1 Prepayments (Not expensed)

	<i>Note</i>	2015/16 R'000	2014/15 R'000
Goods and services	11	435	36
Total		435	36

12. Receivables

		Current R'000	2015/16 Non- current R'000	Total R'000	Current R'000	2014/16 Non- current R'000	Total R'000
	<i>Note</i>						
Claims recoverable	12.1	2,565	5,817	8,382	2,654	16,250	18,904
Recoverable expenditure	12.2	-	1,212	1,212	-	1,226	1,226
Staff debt	12.3	442	1,900	2,342	980	1,407	2,387
Other debtors	12.3	5,915	46,298	52,213	4,034	51,314	55,348
Total		8,922	55,227	64,149	7,668	70,197	77,865

12.1 Claims recoverable

	<i>Note</i>	2015/16 R'000	2014/15 R'000
National departments	12	369	211
Provincial departments		391	846
Foreign governments			-
Public entities		7,622	17,847
Total		8,382	18,904

12.2 Recoverable expenditure (disallowance accounts)

	<i>Note</i>	2015/16 R'000	2014/15 R'000
Disallowances, damages and losses	12	6,948	4,219
Disallowances, damages and losses: Recover: CA		(5,736)	(2,993)
Total		1,212	1,226

NOTES TO THE ANNUAL FINANCIAL STATEMENTS

for the year ended 31 March 2016

12.3 Staff debt

	<i>Note</i> 12	2015/16 R'000	2014/15 R'000
Debt account		2,342	2,387
Total		2,342	2,387

12.4 Other debtors

	<i>Note</i> 12	2015/16 R'000	2014/15 R'000
Other sundry debtors		47,153	55,323
Salary Reversal		(14)	5
Salary: Tax Debt		2	6
Pension recoverable			9
Private Telephone		-	5
Salary Disallowance Account		169	-
Operating lease overpayment		16	-
Overpayment to NPI for 6% Back pay		4,867	-
Overpayment of Fuel Claims - Midlands		12	-
Overpayment to Esizakweni Development Initiative		5	-
Overpayment of Acting allowance - Ulundi		3	-
Total		52,213	55,348

13. Voted funds to be surrendered to the Revenue Fund

	<i>Note</i>	2015/16 R'000	2014/15 R'000
Opening balance		14,136	-
Prior period error		-	-
As restated		14,136	-
Transfer from statement of financial performance (as restated)		102,893	2,328
Add: Unauthorised expenditure for current year	9		11,808
Paid during the year		(14,136)	-
Closing balance		102,893	14,136

14. Departmental revenue and NRF Receipts to be surrendered to the Revenue Fund

	<i>Note</i>	2015/16 R'000	2014/15 R'000
Opening balance		456	237
Prior period error		-	-
As restated		456	237
Transfer from Statement of Financial Performance (as restated)		6,858	8,954
Paid during the year		(6,680)	(8,735)

NOTES TO THE ANNUAL FINANCIAL STATEMENTS

for the year ended 31 March 2016

Closing balance	634	456
------------------------	------------	------------

15. Bank Overdraft

	<i>Note</i>	2015/16	2014/15
		R'000	R'000
Consolidated Paymaster General Account		-	42,305
Total		-	42,305

16. Payables – current

	<i>Note</i>	2015/16	2014/15
		R'000	R'000
Clearing accounts		162	305
Other payables		1,167	234
Total		1,329	539

16.1 Clearing accounts

	<i>Note</i>	2015/16	2014/15
	<i>16</i>	R'000	R'000
Salary: Pension Fund		-	51
Salary ACB recalls		66	67
Sal: Income Tax		96	171
Salary: Medical Aid		-	16
Total		162	305

16.2 Other payables

	<i>Note</i>	2015/16	2014/15
	<i>16</i>	R'000	R'000
Description			
Disallowances, damages and losses: miscellaneous		228	234
Underpayment to NPI for 6% Back pay		873	
Underpayment of Fuel Claims – Midlands		42	
Underpayment of Leave gratuities - Midlands		24	
Total		1,167	234

17. Net cash flow available from operating activities

	<i>Note</i>	2015/16	2014/15
		R'000	R'000
Net surplus/(deficit) as per Statement of Financial Performance		109,767	11,282
Add back non cash/cash movements not deemed operating activities		152,903	150,249
(Increase)/decrease in receivables – current		13,724	785
(Increase)/decrease in prepayments and advances		(420)	(20)

NOTES TO THE ANNUAL FINANCIAL STATEMENTS

for the year ended 31 March 2016

(Increase)/decrease in other current assets	6,980	-
Increase/(decrease) in payables – current	(766)	166
Proceeds from sale of capital assets	-	(3,018)
Proceeds from sale of investments	-	-
(Increase)/decrease in other financial assets	-	-
Expenditure on capital assets	152,669	161,071
Surrenders to Revenue Fund	(20,816)	(8,735)
Net cash flow generated by operating activities	262,670	161,531

18. Reconciliation of cash and cash equivalents for cash flow purposes

	<i>Note</i>	2015/16	2014/15
		R'000	R'000
Consolidated Paymaster General account		67,076	(42,305)
Cash on hand		83	91
Total		67,159	(42,214)

19. Contingent liabilities and contingent assets

19.1 Contingent liabilities

		<i>Note</i>	2015/16	2014/15
Liable to	Nature		R'000	R'000
Claims against the department		<i>Annex 3B</i>	11,504	14,464
Intergovernmental payables (unconfirmed balances)		<i>Annex 5</i>	8,118	10,037
Environmental rehabilitation liability				-
Other		<i>Annex 3B</i>	20,459	17,936
Total			40,081	42,437

19.2 Contingent assets

	<i>Note</i>	2015/16	2014/15
Nature of contingent asset		R'000	R'000
Occupation of residential accommodation in Ulundi cluster		324	324
Non-compliance with Treasury Regulations 8.4.1.		14,804	14,804
Debt recovery		40,819	42,173
Incapacity leave		1,526	1,526
Total		57,473	58,827

20. Commitments

	<i>Note</i>	2015/16	2014/15
		R'000	R'000
Current expenditure			
Approved and contracted		8,566	27,955
Approved but not yet contracted		475	1,104
		9,041	29,059
Capital expenditure			

NOTES TO THE ANNUAL FINANCIAL STATEMENTS

for the year ended 31 March 2016

Approved and contracted	100,769	104,568
Approved but not yet contracted	311,746	18,430
	412,515	122,998
Total Commitments	421,556	152,057

Infrastructure commitments included as capital expenditure covers the MTEF period.

21. Accruals and payables not recognised

21.1 Accruals

			2015/16	2014/15
			R'000	R'000
Listed by economic classification				
	30 Days	30+ Days	Total	Total
Goods and services	17,003	912	17,915	18,913
Transfers and subsidies	14,854	26	14,880	40,236
Capital assets	493	2,383	2,876	9,672
Other	13	-	13	301
Total	32,363	3,321	35,684	69,122

	<i>Note</i>	2015/16	2014/15
		R'000	R'000
Listed by programme level			
Administration		12,314	12,131
Social Welfare Services		12,793	22,255
Children and Families		7,983	26,311
Restorative Services		1,496	6,486
Development and Research		1,098	1,939
Total		35,684	69,122

	<i>Note</i>	2015/16	2014/15
		R'000	R'000
Included in the above totals are the following:			
Confirmed balances with other departments	<i>Annex 5</i>	2,283	28,882
Confirmed balances with other government entities	<i>Annex 5</i>		-
Total		2,283	28,882

22. Employee benefits

	<i>Note</i>	2015/16	2014/15
		R'000	R'000
Leave entitlement		59,934	58,950
Service bonus (Thirteenth cheque)		32,579	32,579
Capped leave commitments		48,023	48,347
Total		140,536	139,876

23. Lease commitments

23.1 Operating leases expenditure

	Specialised military equipment	Land	Buildings and other fixed structures	Machinery and equipment	Total
2015/16					
Not later than 1 year		10	19,063	3,786	22,859

NOTES TO THE ANNUAL FINANCIAL STATEMENTS

for the year ended 31 March 2016

Later than 1 year and not later than 5 years	73	34,380	2,765	37,218
Later than five years	3,299			3,299
Total lease commitments	-	3,382	53,443	6,551

	Specialised military equipment	Land	Buildings and other fixed structures	Machinery and equipment	Total
2014/15					
Not later than 1 year	-	168	30,877	3,330	34,375
Later than 1 year and not later than 5 years	-	664	45,101	3,661	49,426
Later than five years	-	3,319	-	-	3,319
Total lease commitments	-	4,151	75,978	6,991	87,120

23.2 Finance leases expenditure

	Specialised military equipment	Land	Buildings and other fixed structures	Machinery and equipment	Total
2015/16					
Not later than 1 year	-	-	-	2,028	2,028
Later than 1 year and not later than 5 years	-	-	-	616	616
Total lease commitments	-	-	-	2,644	2,644

	Specialised military equipment	Land	Buildings and other fixed structures	Machinery and equipment	Total
2014/15					
Not later than 1 year	-	-	-	1,058	1,058
Later than 1 year and not later than 5 years	-	-	-	216	216
Total lease commitments	-	-	-	1,274	1,274

24. Accrued departmental revenue

	Note	2015/16 R'000	2014/15 R'000
Tax revenue			
Sales of goods and services other than capital assets			
Fines, penalties and forfeits			
Interest, dividends and rent on land			
Sales of capital assets		2,377	
Transactions in financial assets and liabilities			
Transfers received			
Other			
Total		2,377	

NOTES TO THE ANNUAL FINANCIAL STATEMENTS

for the year ended 31 March 2016

NOTES TO THE ANNUAL FINANCIAL STATEMENTS

for the year ended 31 March 2016

24.1 Analysis of accrued departmental revenue

	<i>Note</i>	2015/16 R'000	2014/15 R'000
Opening balance			
Less: amounts received			
Add: amounts recognised		2,377	
Less: amounts written-off/reversed as irrecoverable			
Closing balance		<u><u>2,377</u></u>	

25. Irregular expenditure

25.1 Reconciliation of irregular expenditure

	<i>Note</i>	2015/16 R'000	2014/15 R'000
Opening balance		260,981	352,531
Prior period error		<u>144,267</u>	<u>(312)</u>
As restated		405,248	352,219
Add: Irregular expenditure – relating to prior year		5,702	-
Add: Irregular expenditure – relating to current year	25.2	104,476	82,511
Less: Prior year amounts condoned	25.3		(144,267)
Less: Current year amounts condoned			-
Less: Amounts not condoned and recoverable			(21,521)
Less: Amounts not condoned and not recoverable			<u>(7,961)</u>
Closing balance		<u><u>515,426</u></u>	<u><u>260,981</u></u>

Analysis of awaiting condonation per age classification

Current year	104,476	82,511
Prior years	410,950	178,470
Total	<u><u>515,426</u></u>	<u><u>260,981</u></u>

25.2 Details of irregular expenditure – current year

Incident	Condoned by (condoning authority)	2015/16 R'000
Month to month contracts	Accounting Officer	75,656
Competitive bidding process not followed	Accounting Officer	14,368
Three Quotes not obtained	Accounting Officer	3,016
Cheapest quote not selected	Accounting Officer	1,715
No tax clearance certificate	Accounting Officer	59
Bid specification irregularity	Accounting Officer	2,115
Deviation not obtained	Accounting Officer	75

NOTES TO THE ANNUAL FINANCIAL STATEMENTS

for the year ended 31 March 2016

Incomplete supporting documentation	Accounting Officer	92
Submission not approved	Accounting Officer	93
Payment exceeds approved amount	Accounting Officer	4
BEE Certificate not submitted	Accounting Officer	396
SBD 4 Form not submitted	Accounting Officer	1,194
VUMA Development centre (Works)	Accounting Officer	5,340
Highest point scorer not awarded	Accounting Officer	353
Total		104,476

25.3 Prior period error

<i>Note</i>	2015/16 R'000
Nature of prior period error	
Relating to 2013/14 (affecting the opening balance)	(312)
	(312)
Relating to 2014/15	144,267
Recommended by Provincial Treasury and condoned by Accounting Officer	144,267
Total prior period errors	143,955

26. Fruitless and wasteful expenditure

25.1 Reconciliation of fruitless and wasteful expenditure

	<i>Note</i>	2015/16 R'000	2014/15 R'000
Opening balance		1,127	938
Prior period error		-	-
As restated		1,127	938
Fruitless and wasteful expenditure – relating to prior year			-
Fruitless and wasteful expenditure – relating to current year	26.3	553	189
Closing balance	26.2	1,680	1,127

25.2 Analysis of awaiting resolution per economic classification

	<i>Note</i>	2015/16 R'000	2014/15 R'000
Current	26.1	1,680	1,127
Capital			-
Transfers and subsidies			-
Total		1,680	1,127

NOTES TO THE ANNUAL FINANCIAL STATEMENTS

for the year ended 31 March 2016

25.3 Analysis of Current year's fruitless and wasteful expenditure

Incident	Disciplinary steps taken/criminal proceedings	2015/16 R'000
Interest on Overdue Account	Under Investigation	142
Non - attendance to training	Under Investigation	45
After hour fees	Under Investigation	353
No show costs	Under Investigation	13
Total		553

27. Related party transactions

Revenue received	<i>Note</i>	2015/16 R'000	2014/15 R'000
Total		-	-

Payments made	<i>Note</i>	2015/16 R'000	2014/15 R'000
Goods and services		362	444
Total		362	444

Year end balances arising from revenue/payments	<i>Note</i>	2015/16 R'000	2014/15 R'000
Payables to related parties		-	444
Total		-	444

28. Key management personnel

	No. of Individuals	2015/16 R'000	2014/15 R'000
Political office bearers (provide detail below)	1	1,764	1,607
Officials:			
Level 15 to 16	2	2,547	4,106
Level 14 (incl. CFO if at a lower level)	8	9,176	9,102
Family members of key management personnel	2	541	564
Total		14,028	15,379

29. Provisions

	<i>Note</i>	2015/16 R'000	2014/15 R'000
Provision for doubtful staff debts		2,899	3,992
Damages and losses		1,225	938
Proposed write-offs		569	21,592
Total		4,693	26,522

NOTES TO THE ANNUAL FINANCIAL STATEMENTS

for the year ended 31 March 2016

The amount of R 21,023 million for Masibambane Rural Development Initiative was previously disclosed as a proposed write off under the impairments note in the 2014/15 financial year as the legal case surrounding this issue was still pending. Following the finalisation of the case the department has since raised a debt for the amount of R 21,023 million which is why the provision has decreased from 2014/15 to 2015/16.

29.1 Reconciliation of movement in provisions – 2015/16

	Provision 1 R'000	Provision 2 R'000	Provision 3 R'000	Total provisions R'000
Opening balance	3,992	938	21,592	26,522
Increase in provision	2,899	1,225		4,124
Settlement of provision	(3,992)	(938)	(21,023)	(25,953)
Unused amount reversed	-	-	-	-
Reimbursement expected from third party	-	-	-	-
Change in provision due to change in estimation of inputs	-	-	-	-
Closing balance	2,899	1,225	569	4,693

Reconciliation of movement in provisions – 2014/15

	Provision 1 R'000	Provision 2 R'000	Provision 3 R'000	Total provisions R'000
Opening balance	3,992	938	713	5,643
Increase in provision	-	-	20,879	20,879
Settlement of provision				
Unused amount reversed				
Reimbursement expected from third party				
Change in provision due to change in estimation of inputs				
Closing balance	3,992	938	21,592	26,522

The provision for doubtful debts relates to departmental debtors for which the outcome is expected to be known within the next financial period.

30. Movable Tangible Capital Assets

MOVEMENT IN MOVABLE TANGIBLE CAPITAL ASSETS PER ASSET REGISTER FOR THE YEAR ENDED 31 MARCH 2016

	Opening balance R'000	Value adjustments R'000	Additions R'000	Disposals R'000	Closing Balance R'000
MACHINERY AND EQUIPMENT	168,076	(2,864)	33,300	9,876	188,636
Transport assets	117,630	538	15,791	9,727	124,232

NOTES TO THE ANNUAL FINANCIAL STATEMENTS

for the year ended 31 March 2016

Computer equipment	35,019	(1,583)	11,174	6	44,604
Furniture and office equipment	9,796	(2,671)	2,078	49	9,154
Other machinery and equipment	5,631	852	4,257	94	10,646
TOTAL MOVABLE TANGIBLE CAPITAL ASSETS	168,076	(2,864)	33,300	9,876	188,636

Movable Tangible Capital Assets under investigation

	Number	Value R'000
Included in the above total of the movable tangible capital assets per the asset register are assets that are under investigation:		
Heritage assets		
Machinery and equipment	716	8,490
Specialised military assets		
Biological assets		

These assets could not be verified during the physical asset verification process. All these items will be further investigated during 2016/17 financial year until they are resolved

29.1 Additions

ADDITIONS TO MOVABLE TANGIBLE CAPITAL ASSETS PER ASSET REGISTER FOR THE YEAR ENDED 31 MARCH 2016

	Cash	Non-cash	(Capital Work in Progress current costs and finance lease payments)	Received current, not paid (Paid current year, received prior year)	Total
	R'000	R'000	R'000	R'000	R'000
MACHINERY AND EQUIPMENT	39,162	-	-	(5,862)	33,300
Transport assets	17,520	-	-	(1,729)	15,791
Computer equipment	15,454	-	-	(4,280)	11,174
Furniture and office equipment	1,898	-	-	180	2,078
Other machinery and equipment	4,290	-	-	(33)	4,257

NOTES TO THE ANNUAL FINANCIAL STATEMENTS

for the year ended 31 March 2016

TOTAL ADDITIONS TO MOVABLE TANGIBLE CAPITAL ASSETS	39,162	-	-	(5,862)	33,300
---	---------------	----------	----------	----------------	---------------

29.2 Disposals

**DISPOSALS OF MOVABLE TANGIBLE CAPITAL ASSETS PER ASSET REGISTER FOR
THE YEAR ENDED 31 MARCH 2016**

	Sold for cash	Non-cash disposal	Total disposals	Cash Received Actual R'000
	R'000	R'000	R'000	
MACHINERY AND EQUIPMENT	9,727	149	9,876	
Transport assets	9,727	-	9,727	-
Computer equipment	-	6	6	-
Furniture and office equipment	-	49	49	-
Other machinery and equipment	-	94	94	-
TOTAL DISPOSAL OF MOVABLE TANGIBLE CAPITAL ASSETS	9,727	149	9,876	-

29.3 Movement for 2014/15

**MOVEMENT IN TANGIBLE CAPITAL ASSETS PER ASSET REGISTER FOR THE YEAR ENDED 31
MARCH 2015**

	Opening balance	Prior period error	Additions	Disposals	Closing Balance
	R'000	R'000	R'000	R'000	R'000
MACHINERY AND EQUIPMENT	157,697	-	32,988	22,609	168,076
Transport assets	111,980		15,389	9,739	117,630
Computer equipment	33,196		11,981	10,158	35,019
Furniture and office equipment	6,674		4,614	1,492	9,796
Other machinery and equipment	5,847		1,004	1,220	5,631
TOTAL MOVABLE TANGIBLE CAPITAL ASSETS	157,697	-	32,988	22,609	168,076

NOTES TO THE ANNUAL FINANCIAL STATEMENTS

for the year ended 31 March 2016

29.4 Minor assets

MOVEMENT IN MINOR ASSETS PER THE ASSET REGISTER FOR THE YEAR ENDED AS AT 31 MARCH 2016

	Specialised military assets R'000	Intangible assets R'000	Heritage assets R'000	Machinery and equipment R'000	Biological assets R'000	Total R'000
Opening balance	-	4	-	41,804	-	41,808
Value adjustments	-	-	-	1,296	-	1,296
Additions	-	-	-	7,863	-	7,863
Disposals	-	-	-	1,918	-	1,918
TOTAL MINOR ASSETS	-	4	-	49,045	-	49,045

	Specialised military assets	Intangible assets	Heritage assets	Machinery and equipment	Biological assets	Total
Number of R1 minor assets	-	-	-	16,348	-	16,348
Number of minor assets at cost	-	-	-	30,242	-	30,242
TOTAL NUMBER OF MINOR ASSETS	-	-	-	49,590	-	49,590

Minor Capital Assets under investigation

	Number	Value R'000
Included in the above total of the minor capital assets per the asset register are assets that are under investigation:		
Specialised military assets		
Intangible assets		
Heritage assets		
Machinery and equipment	3 142	3,526
Biological assets		

NOTES TO THE ANNUAL FINANCIAL STATEMENTS

for the year ended 31 March 2016

MOVEMENT IN MINOR ASSETS PER THE ASSET REGISTER FOR THE YEAR ENDED AS AT 31 MARCH 2015

	Specialised military assets R'000	Intangible assets R'000	Heritage assets R'000	Machinery and equipment R'000	Biological assets R'000	Total R'000
Opening balance	-	4		41,868		41,872
Additions	-	-		11,624		11,624
Disposals	-	-		11,688		11,688
TOTAL MINOR ASSETS	-	4		41,804		41,808

	Specialised military assets	Intangible assets	Heritage assets	Machinery and equipment	Biological assets	Total
Number of R1 minor assets	-	-	-	10,869	-	10,869
Number of minor assets at cost	-	-	-	23,398	-	23,398
TOTAL NUMBER OF MINOR ASSETS	-	-	-	34,267	-	34,267

29.5 Movable assets written off

MOVABLE ASSETS WRITTEN OFF FOR THE YEAR ENDED AS AT 31 MARCH 2016

	Specialised military assets R'000	Intangible assets R'000	Heritage assets R'000	Machinery and equipment R'000	Biological assets R'000	Total R'000
Assets written off	-	-	-	-	-	-
TOTAL MOVABLE ASSETS WRITTEN OFF	-	-	-	-	-	-

31. Intangible Capital Assets

MOVEMENT IN INTANGIBLE CAPITAL ASSETS PER ASSET REGISTER FOR THE YEAR ENDED 31 MARCH 2016

NOTES TO THE ANNUAL FINANCIAL STATEMENTS

for the year ended 31 March 2016

	Opening balance R'000	Value adjustments R'000	Additions R'000	Disposals R'000	Closing Balance R'000
SOFTWARE	48	-	-	-	48
RECIPES, FORMULAE, PROTOTYPES, DESIGNS, MODELS	1,482	-	-	-	1,482
TOTAL INTANGIBLE CAPITAL ASSETS	1,530	-	-	-	1,530

30.1 Movement for 2014/15

MOVEMENT IN INTANGIBLE CAPITAL ASSETS PER ASSET REGISTER FOR THE YEAR ENDED 31 MARCH 2015

	Opening balance R'000	Prior period error R'000	Additions R'000	Disposals R'000	Closing Balance R'000
SOFTWARE	48	-	-	-	48
RECIPES, FORMULAE, PROTOTYPES, DESIGNS, MODELS	1,482	-	-	-	1,482
TOTAL INTANGIBLE CAPITAL ASSETS	1,530	-	-	-	1,530

32. Immovable Tangible Capital Assets

MOVEMENT IN IMMOVABLE TANGIBLE CAPITAL ASSETS PER ASSET REGISTER FOR THE YEAR ENDED 31 MARCH 2016

	Opening balance R'000	Value adjustments	Additions R'000	Disposals R'000	Closing Balance R'000
BUILDINGS AND OTHER FIXED STRUCTURES	291,203	-	14 376	268,992	36,587
Dwellings	-	-	-	-	-
Non-residential buildings	291,203	-	14 376	268,992	36,587
Other fixed structures	-	-	-	-	-
TOTAL IMMOVABLE TANGIBLE CAPITAL ASSETS	291,203	-	14,376	268,992	36,587

NOTES TO THE ANNUAL FINANCIAL STATEMENTS

for the year ended 31 March 2016

31.1 Additions

ADDITIONS TO IMMOVABLE TANGIBLE CAPITAL ASSETS PER ASSET REGISTER FOR THE YEAR ENDED 31 MARCH 2016

	Cash	Non-cash	(Capital Work in Progress current costs and finance lease payments)	Received current, not paid (Paid current year, received prior year)	Total
	R'000	R'000	R'000	R'000	R'000
BUILDING AND OTHER FIXED STRUCTURES	14,376	-	-	-	14,376
Dwellings	-	-	-	-	-
Non-residential buildings	14,376	-	-	-	14,376
Other fixed structures	-	-	-	-	-
TOTAL ADDITIONS TO IMMOVABLE TANGIBLE CAPITAL ASSETS	14,376	-	-	-	14,376

31.2 Disposals

DISPOSALS OF IMMOVABLE TANGIBLE CAPITAL ASSETS PER ASSET REGISTER FOR THE YEAR ENDED 31 MARCH 2016

	Sold for cash	Non-cash disposal	Total disposals	Cash Received Actual R'000
	R'000	R'000	R'000	R'000
BUILDINGS AND OTHER FIXED STRUCTURES	-	268,992	268,992	-
Non-residential buildings	-	268,992	268,992	-
TOTAL DISPOSALS OF IMMOVABLE TANGIBLE CAPITAL ASSETS	-	268,992	268,992	-

31.3 Movement for 2014/16

MOVEMENT IN IMMOVABLE TANGIBLE CAPITAL ASSETS PER ASSET REGISTER FOR THE YEAR ENDED 31 MARCH 2015

Opening balance	Prior period error	Additions	Disposals	Closing Balance
R'000	R'000	R'000	R'000	R'000

NOTES TO THE ANNUAL FINANCIAL STATEMENTS

for the year ended 31 March 2016

BUILDINGS AND OTHER FIXED STRUCTURES	256,811	34,392	291,203
Non-residential buildings	256,811	34,392	291,203
TOTAL IMMOVABLE TANGIBLE CAPITAL ASSETS	256,811	34,392	291,203

33. Inventory *(Effective 1 April 2017)*

	<i>Note Annexure 6</i>	2015/16 R'000	2014/15 R'000
Opening balance		-	-
Add/(Less): Adjustments to prior year balances		-	-
Add: Additions/Purchases - Cash		-	-
Add: Additions - Non-cash		-	-
(Less): Disposals		-	-
(Less): Issues		-	-
Add/(Less): Adjustments		-	-
Closing balance		-	-

KZN DEPARTMENT OF SOCIAL DEVELOPMENT

VOTE 13

ANNEXURES TO THE ANNUAL FINANCIAL STATEMENTS

for the year ended 31 March 2016

34. STATEMENT OF CONDITIONAL GRANTS RECEIVED

NAME OF GRANT	GRANT ALLOCATION					Amount received by department R'000	SPENT			2014/15	
	Division of Revenue Act/ Provincial Grants	Roll Overs	DORA Adjustments	Other Adjustments	Total Available		Amount spent by department	Under / (Overspending)	% of available funds spent by department	Division of Revenue Act	Amount spent by department
	R'000	R'000	R'000	R'000	R'000	R'000	R'000	R'000	%	R'000	R'000
Social Sector EPWP Incentive Grant for Provinces	3,000				3,000	3,000	3,000	3,000	100%	3,746	3,746
EPWP Integrated Grant for Provinces	-				-			-		2,000	2,000
	3,000				3,000	3,000	3,000	3,000	100%	5,746	5,746

This supplementary information to the financial statements have not been audited. From page 243 to 255

KZN DEPARTMENT OF SOCIAL DEVELOPMENT

VOTE 13

ANNEXURES TO THE ANNUAL FINANCIAL STATEMENTS

for the year ended 31 March 2016

ANNEXURE 1B

STATEMENT OF TRANSFERS TO DEPARTMENTAL AGENCIES AND ACCOUNTS

DEPARTMENT/ AGENCY/ ACCOUNT	TRANSFER ALLOCATION				TRANSFER		2014/15
	Adjusted Appropriation	Roll Overs	Adjustments	Total Available	Actual Transfer	% of Available funds Transferred	Appropriation Act
	R'000	R'000	R'000	R'000	R'000	%	R'000
Education, Training and Development SETA	1,321	-	-	1,321	3,350	254%	1,157
National Development Agency	-	-	-	-	-	-	-
Communication: Licences (Radio and Television)	-	-	-	-	-	-	-
TOTAL	1,321	-	-	1,321	3,350	-	1,157

ANNEXURE 1F

STATEMENT OF TRANSFERS TO NON-PROFIT INSTITUTIONS

NON-PROFIT INSTITUTIONS	TRANSFER ALLOCATION				EXPENDITURE		2014/15
	Adjusted Appropriation Act	Roll overs	Adjustments	Total Available	Actual Transfer	% of Available funds transferred	Appropriation Act
	R'000	R'000	R'000	R'000	R'000	%	R'000
Transfers							
Social Welfare Services							
Services to Older Persons	107,008	-	-	107,008	105,074	98%	105,973

KZN DEPARTMENT OF SOCIAL DEVELOPMENT

VOTE 13

ANNEXURES TO THE ANNUAL FINANCIAL STATEMENTS

for the year ended 31 March 2016

Homes for the Aged	58,884	-	-	58,884	63,111	107%	61,914
Service Centres and Lunch Clubs	39,130	-	-	39,130	31,776	79%	33,908
Welfare Organisation	8,994	-	-	8,994	11,187	124%	10,151
Services to Persons with Disability	68,931	-	-	68,931	67,274	98%	64,538
Homes for Disabled	28,760	-	-	28,760	31,953	111%	34,971
Protective Workshops	10,284	-	-	10,284	10,487	102%	10,412
Welfare Organisations	29,887	-	-	29,887	24,834	83%	19,155
HIV and AIDS							
Home Community Based Care	64,237	-	-	64,237	66,679	104%	78,500
Children and Families	337,766	-	22,846	360,612	364,442	101%	305,568
Care and Service to Families	5,739	-	-	5,739	5,546	97%	5,266
Child Care and Protection Services	86,841	-	(5,600)	81,241	80,776	99%	81,194
ECD & Partial Care	245,186	-	28,446	273,632	278,120	102%	219,108
Child and Youth Care Centre	79,415	-	18,638	98,053	98,142	100%	72,236
Children's Homes	70,845	-	18,638	70,845	86,609	122%	64,596
Shelters for Children	8,570	-	-	8,570	11,533	135%	7,640
Community Based Care for Children	33,334	-	-	33,334	26,878	81%	64,314
Restorative Services							
Crime Prevention and support	20,435	-	-	20,435	18,967	93%	17,959
Victim Empowerment	22,219	-	-	22,219	14,123	64%	12,560
Welfare Organisations	7,552	-	-	7,552	6,954	109%	9,474
Shelters for Women	14,667	-	-	14,667	7,169	49%	3,086

KZN DEPARTMENT OF SOCIAL DEVELOPMENT

VOTE 13

ANNEXURES TO THE ANNUAL FINANCIAL STATEMENTS

for the year ended 31 March 2016

Substance Abuse, Prevention & Rehabilitation	17,137	-	(2,593)	17,137	14,543	85%	15,050
Welfare Organisations	12,876	-	(2,593)	12,876	11,927	93%	575
Treatment Centres	3,206	-	-	3,206	1,704	53%	3,343
Outpatient Clinic	1,055	-	-	1,055	912	86%	11,132
Development and Research							
Poverty Alleviation and Sustainable Livelihood	12,107	-	(3,548)	8,559	6,379	75%	11,037
Youth Development	31,035	-	(10,997)	20,038	19,439	97%	29,122
Woman Development	7,344	-	(2,000)	5,344	1,829	34%	4,600
Donations to NPI	-	-	-	-	-	-	-
TOTAL	800,968	-	22,346	825,907	803,769		781,457

This supplementary information to the financial statements have not been audited. From page 243 to 255

KZN DEPARTMENT OF SOCIAL DEVELOPMENT

VOTE 13

ANNEXURES TO THE ANNUAL FINANCIAL STATEMENTS

for the year ended 31 March 2016

**ANNEXURE 1G
STATEMENT OF TRANSFERS TO HOUSEHOLDS**

HOUSEHOLDS	TRANSFER ALLOCATION				EXPENDITURE		2014/15
	Adjusted Appropriation Act	Roll Overs	Adjustments	Total Available	Actual Transfer	% of Available funds Transferred	Appropriation Act
	R'000	R'000	R'000	R'000	R'000	%	R'000
Transfers							
Households	20,780	-	-	20,780		0%	-
Employee service Benefits: Injury on Duty	-	-	-	-	22	-	286
Employee service Benefits: leave Gratuity	-	-	-	-	4,743	-	3,736
Employee service Benefits: Post Retirement Benefits	-	-	-	-	2	-	2,156
Employee service Benefits: Severance Package	-	-	-	-	-	-	226
Bursaries to non-employees	-	-	-	-	693	-	325
Claims against the state	-	-	-	-	142	-	-
Households Social Assistance: Social Relief From Distress	-	-	-	-	14,2264	-	13,053
Households: Pocket Money	-	-	-	-	1	-	-
	20,780	-	-	20,780	19,867	-	19,782
TOTAL	20,780	-	-	20,780	19,867	-	19,782

This supplementary information to the financial statements have not been audited. From page 243 to 255

KZN DEPARTMENT OF SOCIAL DEVELOPMENT

VOTE 13

ANNEXURES TO THE ANNUAL FINANCIAL STATEMENTS

for the year ended 31 March 2016

ANNEXURE 1H
STATEMENT OF GIFTS, DONATIONS AND SPONSORSHIPS RECEIVED

NAME OF ORGANISATION	NATURE OF GIFT, DONATION OR SPONSORSHIP	2015/16	2014/15
		R'000	R'000
Received in cash			
Received by the facilities	Donation register is available for inspection	5	-
Subtotal		<u>5</u>	<u>-</u>
Received in kind			
Received by the facilities	Donation register is available for inspection	81	110
Donation of Motor vehicle	Assets donated to Victim Empowerment Directorate	-	-
Subtotal		<u>81</u>	<u>110</u>
TOTAL		<u>86</u>	<u>110</u>

ANNEXURE 3B
STATEMENT OF CONTINGENT LIABILITIES AS AT 31 MARCH 2016

	Opening Balance	Liabilities incurred during the year	Liabilities paid/cancell ed/reduced during the year	Liabilities recoverabl e (Provide details hereunder)	Closing Balance
Nature of Liability	1 April 2015 R'000	R'000	R'000	R'000	31 March 2016 R'000
Claims against the department					

KZN DEPARTMENT OF SOCIAL DEVELOPMENT

VOTE 13

ANNEXURES TO THE ANNUAL FINANCIAL STATEMENTS

for the year ended 31 March 2016

Claim for damages - motor vehicle accident	2,494	357	123	5	2,723
Claim for damages - Breach of Contract	8,477	-	2,813		5,664
Labour Dispute	1,331	-	814		517
Claims -Other	2,162	438			2,493
Subtotal	14,464	795	3,750	5	11,504
Other					
Ingonyama Trust Board Lease agreements not signed	17,659	2,523			20,182
Underpayment of lease	277				277
Subtotal	17,936	2,523	-	-	20,459
TOTAL	32,400	3,318	3,750	5	31,963

This supplementary information to the financial statements have not been audited. From page 243 to 255

KZN DEPARTMENT OF SOCIAL DEVELOPMENT

VOTE 13

ANNEXURES TO THE ANNUAL FINANCIAL STATEMENTS

for the year ended 31 March 2016

**ANNEXURE 4
CLAIMS RECOVERABLE**

Government Entity	Confirmed balance outstanding		Unconfirmed balance outstanding		Total		Cash in transit at year end 2015/16	
							Receipt date up to six (6) working days after year end	
	31/03/2016	31/03/2015	31/03/2016	31/03/2015	31/03/2016	31/03/2015		Amount
	R'000	R'000	R'000	R'000	R'000	R'000		R'000
Department								
Department of Agriculture and Forestry	-	-	5	5	5	5	-	-
Correctional Services	-	-	26	21	26	21	-	-
Department of Justice and Constitutional Development	-	-	24	3	24	3	-	-
South African Defence Force	-	-	15	15	15	15	-	-
South African Police Services	-	-	66	66	66	66	-	-
National Works	-	-	1	1	1	1	-	-
Department of Home Affairs	-	-	1	1	1	1	-	-
Department of Labour	-	-	1	1	1	1	-	-
National Department of Social Development	-	-	200	88	200	88	-	-
Department of Rural Development and Land Reforms	-	-	5	5	5	5	-	-
Department of COGTA	-	-	26	-	26	-	-	-
Department of Mineral Resources	-	-	1	-	1	-	-	-

KZN DEPARTMENT OF SOCIAL DEVELOPMENT

VOTE 13

ANNEXURES TO THE ANNUAL FINANCIAL STATEMENTS

for the year ended 31 March 2016

Department of Science and Technology	-	-	-	4	-	4	-	-
Education- Western Cape	-	-	16	16	16	16	-	-
Social Development- Eastern Cape	-	-	15	47	15	47	-	-
Social Development- Western Cape	-	-	-	80	-	80	-	-
Social Development-Gauteng	-	-	5	-	5	-	-	-
Human Settlement-Mpumalanga	-	-	4	4	4	4	-	-
Education- Gauteng	-	-	13	13	13	13	-	-
Arts and Culture - KwaZulu Natal	-	-	4	-	4	-	-	-
Agriculture _ KwaZulu Natal	-	-	4	248	4	248	-	-
Health - KwaZulu Natal	-	-	15	8	15	8	-	-
Works - KwaZulu Natal	-	-	288	288	288	288	-	-
Education- KwaZulu Natal	-	-	3	-	3	-	-	-
Transport - KwaZulu Natal	-	-	14	15	14	15	-	-
Office of the Premier	-	-	9	41	9	41	-	-
Human Settlement-KZN	-	-	1	-	1	-	-	-
CoGTA - KZN	-	-	-	87	-	87	-	-
					-	-	-	-
	-	-	762	1,057	762	1,057	-	-
Other Government Entities								
South African Social Security Agency	-	-	6,774	17,847	6,774	17,847	-	-
	-	-	6,774	17,847	6,774	17,847	-	-
TOTAL	-	-	7,536	18,904	7,536	18,904	-	-

KZN DEPARTMENT OF SOCIAL DEVELOPMENT

VOTE 13

ANNEXURES TO THE ANNUAL FINANCIAL STATEMENTS

for the year ended 31 March 2016

**ANNEXURE 5
INTER-GOVERNMENT PAYABLES**

GOVERNMENT ENTITY	Confirmed balance outstanding		Unconfirmed balance outstanding		TOTAL		Cash in transit at year end 2015/16	
							Payment date up to six (6) working days before year end	
	31/03/2016	31/03/2015	31/03/2016	31/03/2015	31/03/2016	31/03/2015		Amount
	R'000	R'000	R'000	R'000	R'000	R'000		R'000
DEPARTMENTS								
Current								
KZN: Department of Health	-	4	-	-	-	4	-	-
KZN: Department of Transport	-	1,144	-	1,912	-	3,056	-	-
KZN: Office of the Premier	157	-	-	-	157	-	-	-
KZN: Department of Works	2,126	27,640	7,961	7,848	10,087	35,488	-	-
KZN: Department of South African Police Services	-	-	8	-	8	-	-	-
Western Cape: Department of Social Development	-	45	-	-	-	45	-	-
National: Department of Justice	-	46	149	277	149	323	-	-
National: Department of Correctional Services	-	-	-	-	-	-	-	-
National: Department of Higher Education	-	3	-	-	-	3	-	-
Subtotal	2,283	28,882	8,118	10,037	10,401	38,919	-	-

KZN DEPARTMENT OF SOCIAL DEVELOPMENT

VOTE 13

ANNEXURES TO THE ANNUAL FINANCIAL STATEMENTS

for the year ended 31 March 2016

TOTAL	2,283	28,882	8,118	10,037	10,401	38,919	-	-
--------------	--------------	---------------	--------------	---------------	---------------	---------------	----------	----------

**ANNEXURE 6
INVENTORIES**

Inventory [Per major category]	Note	Quantity	2015/16	Quantity	2014/15
			R'000		R'000
Opening balance		115,959	3,944	283,885	9,148
Add/(Less): Adjustments to prior year balance		-	-	(207,205)	(5,888)
Add: Additions/Purchases - Cash		81,564	2,429	204,162	4,106
(Less): Issues		81,068	(3,252)	(164,883)	(3,422)
Add/(Less): Adjustments		-	-	-	-
Closing balance		278,591	3,121	115,959	3,944

This supplementary information to the financial statements have not been audited. From page 243 to 255

KZN DEPARTMENT OF SOCIAL DEVELOPMENT

VOTE 13

ANNEXURES TO THE ANNUAL FINANCIAL STATEMENTS

for the year ended 31 March 2016

**ANNEXURE 7
MOVEMENT IN CAPITAL WORK IN PROGRESS**

MOVEMENT IN CAPITAL WORK IN PROGRESS FOR THE YEAR ENDED 31 MARCH 2016

	Opening balance R'000	Current Year Capital WIP R'000	Completed Assets R'000	Closing balance R'000
BUILDINGS AND OTHER FIXED STRUCTURES	288,577	112,447	(13,522)	387,502
Dwellings	-	-	-	-
Non-residential buildings	288,577	112,447	(13,522)	387,502
Other fixed structures	-	-	-	-
TOTAL	288,577	112,447	(13,522)	387,502

MOVEMENT IN CAPITAL WORK IN PROGRESS FOR THE YEAR ENDED 31 MARCH 2015

	Opening balance R'000	Prior period error R'000	Current Year Capital WIP R'000	Completed Assets R'000	Closing balance R'000
BUILDINGS AND OTHER FIXED STRUCTURES	193,045	-	129,924	(34,392)	288,577
Dwellings	-	-	-	-	-
Non-residential buildings	193,045	-	129,924	(34,392)	288,557
Other fixed structures	-	-	-	-	-
TOTAL	193,045	-	129,924	(34,392)	288,577

This supplementary information to the financial statements have not been audited. From page 243 to 255

KZN DEPARTMENT OF SOCIAL DEVELOPMENT

VOTE 13

ANNEXURES TO THE ANNUAL FINANCIAL STATEMENTS

for the year ended 31 March 2016

**ANNEXURE 8A
INTER-ENTITY ADVANCES PAID (note 11)**

ENTITY	Confirmed balance outstanding		Unconfirmed balance outstanding		TOTAL	
	31/03/2016	31/03/2015	31/03/2016	31/03/2015	31/03/2016	31/03/2015
	R'000	R'000	R'000	R'000	R'000	R'000
NATIONAL DEPARTMENTS						
Subtotal						
PROVINCIAL DEPARTMENTS						
Subtotal						
PUBLIC ENTITIES						
Subtotal						
OTHER INSTITUTIONS						
OTHER INSTITUTIONS				87		87
Subtotal				87		87
TOTAL				87		87

This supplementary information to the financial statements have not been audited. From page 243 to 255

Annexure A: Additonal Information

<u>SUB-PROGRAM</u>	<u>NAME OF ORGANISATION</u>	<u>CATEGORY</u>	<u>NPO Reg Number:</u>	<u>DISTRICT MUNICIPALITY</u>	<u>LOCAL MUNICIPALITY</u>	<u>SERVICE OFFICEICE</u>	<u>EXPENDITURE PER BAS</u>
Older Persons	Bethshalom	Old Age Homes	002-324	Ethekwini	Durban	Durban	116 327.00
Older Persons	Farrer House	Old Age Homes	002-093	Ethekwini	Durban	Durban	204 732.00
Older Persons	John Conradie	Old Age Homes	002-093	Ethekwini	Durban	Durban	483 151.00
Older Persons	Mothwa Haven	Old Age Homes	001-091	Ethekwini	Durban	Durban	57 140.00
Older Persons	Natal Settlers	Old Age Homes	002-243	Ethekwini	Durban	Durban	6 861 069.00
Older Persons	Nazareth House	Old Age Homes	002-223	Ethekwini	Durban	Durban	313 323.00
Older Persons	Resthaven	Old Age Homes	002-243	Ethekwini	Durban	Durban	529 458.00
Older Persons	Thornhill House	Old Age Homes	002-243	Ethekwini	Durban	Durban	560 016.00
Older Persons	KwaMashu C/Care	Old Age Homes	009-794	Ethekwini	KwaMashu	KwaMashu	3 164 613.00
Older Persons	Abalindi	Old Age Homes	002-487	Ethekwini	Durban	Durban	2 214 749.00
Older Persons	Flame Lily	Old Age Homes	001-562	Ethekwini	Durban	Durban	120 017.00
Older Persons	Zibambeleni	Old Age Homes	006-004	Ethekwini	Pinetown	Pinetown	2 355 066.00
Older Persons	Verulam Frail Care	Old Age Homes	002-516	Ethekwini	Phoenix	Phoenix	1 530 365.00
Older Persons	Abh Home For Aged	Old Age Homes	002-139	Ethekwini	Chatsworth	Chatsworth	5 072 278.00
Older Persons	Westsun	Old Age Homes	002-139	Ethekwini	Chatsworth	Chatsworth	2 899 722.00
Older Persons	Mooihavens	Old Age Homes	012-787	Ethekwini	Umbumbulu	Umbumbulu	1 566 478.00
Older Persons	Ekhanana	Old Age Homes	031-415	Ethekwini	Umlazi	Umlazi	1 310 759.00
Older Persons	John Dunn	Old Age Homes	002-093	Ethekwini	Durban	Durban	1 394 393.00
Older Persons	Issy Geshen	Old Age Homes	002-277	Ethekwini	Durban	Durban	2 225 853.00
Older Persons	Abh-Clayton Gardens	Service centres	002-139	Ethekwini	Durban	Durban	350.00
Older Persons	Anna Conradie	Service centres	002-093	Ethekwini	Durban	Durban	900 918.25
Older Persons	Chesterville	Service centres	002-424	Ethekwini	Durban	Durban	504 180.00
Older Persons	Lamontville	Service centres	002-424	Ethekwini	Durban	Durban	743 278.00
Older Persons	Mary Asher	Service centres	002-093	Ethekwini	Durban	Durban	728 692.00
Older Persons	Oldfield	Service centres	002-093	Ethekwini	Durban	Durban	66 790.00
Older Persons	Primrose	Service centres	002-093	Ethekwini	Durban	Durban	466 978.00
Older Persons	Ray Hulett	Service centres	002-093	Ethekwini	Durban	Durban	374 418.00
Older Persons	Skemergenot	Service centres	002-342	Ethekwini	Durban	Durban	109 136.00
Older Persons	Richmond Farm	Service centres	002-424	Ethekwini	Durban	Durban	541 501.00

<u>SUB-PROGRAM</u>	<u>NAME OF ORGANISATION</u>	<u>CATEGORY</u>	<u>NPO Reg Number:</u>	<u>DISTRICT MUNICIPALITY</u>	<u>LOCAL MUNICIPALITY</u>	<u>SERVICE OFFICEICE</u>	<u>EXPENDITURE PER BAS</u>
Older Persons	Ilungelo Labadala	Service centres	002-093	Ethekwini	Inanda	Inanda	389 494.00
Older Persons	Masisizane	Service centres	002-842	Ethekwini	Inanda	Inanda	560 205.00
Older Persons	Thandanani	Service centres	002-333	Ethekwini	Inanda	Inanda	121 099.00
Older Persons	Sizanani	Service centres	009-794	Ethekwini	KwaMashu	KwaMashu	809 165.17
Older Persons	Flame Lily	Service centres	001-562	Ethekwini	Pinetown	Pinetown	316 507.00
Older Persons	Clermont	Service centres	002-424	Ethekwini	Pinetown	Pinetown	583 391.66
Older Persons	DAFTA - Molweni	Service centres	002-333	Ethekwini	Pinetown	Pinetown	52 868.00
Older Persons	Kwa Dabeka	Service centres	002-424	Ethekwini	Pinetown	Pinetown	852 872.00
Older Persons	Kwa Dabeka	Service centres	002-424	Ethekwini	Pinetown	Pinetown	432 069.00
Older Persons	Kwa Dabeka	Service centres	002-424	Ethekwini	Pinetown	Pinetown	395 932.00
Older Persons	Kwa Dabeka	Service centres	002-424	Ethekwini	Pinetown	Pinetown	311 285.00
Older Persons	DAFTA: Nedgreen	Service centres	002-424	Ethekwini	Phoenix	Phoenix	98 448.00
Older Persons	Brinkvale	Service centres	002-424	Ethekwini	Phoenix	Phoenix	100 163.00
Older Persons	Ascot	Service centres	020-992	Ethekwini	Tongaat	Phoenix	933 123.00
Older Persons	Verulam Day Care	Service centres	002-516	Ethekwini	Verulam	Verulam	1 795 500.00
Older Persons	Ingqophamlando	Service centres	032-709	Ethekwini	Mpumalanga	Mpumalanga	467 527.00
Older Persons	Unit One South Pensioners	Service centres	066-419	Ethekwini	Mpumalanga	Mpumalanga	37 670.00
Older Persons	Masimbonge	Service centres	023-962	Ethekwini	Mpumalanga	Mpumalanga	171 480.00
Older Persons	Sbongiseni.	Service centres	068-762	Ethekwini	KwaMashu	KwaMashu	146 343.00
Older Persons	Vezithuba	Service centres	066-760	Ethekwini	KwaMashu	KwaMashu	128 367.00
Older Persons	Ubudlelwane	Service centres	017-722	Ethekwini	Inanda	Inanda	90 871.00
Older Persons	Malibongwe	Service centres	101-874	Ethekwini	Wentworth	Durban	73 056.00
Older Persons	Sizabo Isizwe	Service centres	080-393	Ethekwini	Umlazi	Umlazi	382 769.00
Older Persons	Ekhanana	Service centres	031-415	Ethekwini	Umlazi	Umlazi	177 707.00
Older Persons	Dayanand Gardnes	Service centres	002-139	Ethekwini	Chatsworth	Chatsworth	-
Older Persons	DAFTA :Crecheossmoor	Service centres	002-333	Ethekwini	Chatsworth	Chatsworth	155 759.00
Older Persons	DAFTA ShallCrecheoss	Service centres	002-333	Ethekwini	Chatsworth	Chatsworth	113 449.00
Older Persons	DAFTA Welbedacht	Service centres	002-334	Ethekwini	Chatsworth	Chatsworth	95 924.00
Older Persons	DAFTA Chatsworth	Service centres	002-335	Ethekwini	Chatsworth	Chatsworth	142 573.00
Older Persons	Mshukungubu	Service centres	006-684	Ilembe	Maphumulo	Maphumulo	1 053 376.00
Older Persons	Stanger As.Aged	Service centres	002-392	Ilembe	Kwadukuza	Kwadukuza	303 513.00
Older Persons	Thuthukani	Service centres	010-841	Ilembe	Kwadukuza	Kwadukuza	2 579 200.00
Older Persons	Darnall	Service centres	011-467	Ilembe	Kwadukuza	Kwadukuza	99 879.00
Older Persons	Shakaskraal	Service centres	002-392	Ilembe	Kwadukuza	Kwadukuza	371 495.00
Older Persons	Isenzwesihle	Service centres	015-785	Ilembe	Ndwedwe	Ndwedwe	440 818.00
Older Persons	Age - In – Action -North	Service centres	002-842	Ethekwini	Durban	Durban	272 838.00
Older Persons	Age - In – Action - South	Service centres	002-842	Ethekwini S	Durban	Durban	184 976.00
Older Persons	Age - In – Action - Ilembe	Welfare Org	002-842	Ilembe	Kwadukuza	Kwadukuza	257 131.00
Older Persons	Beth Shalom	Welfare Org	002-324	Ethekwini	Durban	Durban	116 760.00
Older Persons	TAFTA	Welfare Org	002-093	Ethekwini	Durban	Durban	2 395 702.50
Older Persons	Muthande	Welfare Org	002-424	Ethekwini	Durban	Durban	554 994.00

<u>SUB-PROGRAM</u>	<u>NAME OF ORGANISATION</u>	<u>CATEGORY</u>	<u>NPO Reg Number:</u>	<u>DISTRICT MUNICIPALITY</u>	<u>LOCAL MUNICIPALITY</u>	<u>SERVICE OFFICEICE</u>	<u>EXPENDITURE PER BAS</u>
Older Persons	Issy Geshen Lamont Home	Welfare Org	002-277	Ethekwini	Durban	Durban	200 840.00
Older Persons	Natal Settlers Oah	Welfare Org	002-243	Ethekwini	Durban	Durban	401 680.00
Older Persons	Abalindi Oah	Welfare Org	002-487	Ethekwini	Durban	Durban	200 840.00
Older Persons	Highway Aged	Welfare Org	002-194	Ethekwini	Pinetown	Pinetown	744 452.50
Older Persons	Verulam Day Care	Welfare Org	002-516	Ethekwini	Verulam	Verulam	401 680.00
Older Persons	Kwamashu	Welfare Org	009-794	Ethekwini	KwaMashu	KwaMashu	188 770.00
Older Persons	Zibambeleni Oah	Welfare Org	006-004	Ethekwini	Pinetown	Pinetown	200 840.00
Older Persons	Ekhanana Oah	Welfare Org	031-415	Ethekwini	Umlazi	Umlazi	200 840.00
Older Persons	Mooihawens Oah	Welfare Org	012-787	Ethekwini	Umbumbulu	Umbumbulu	200 840.00
Older Persons	DAFTA	Welfare Org	002-333	Ethekwini	Chatsworth	Chatsworth	1 409 926.00
Older Persons	Bambanani	Service Centre	053-068	Harry Gwala	Greater Kokstad	Kokstad	27 109.00
Older Persons	Ekuphileni	Service Centre	064-262	Harry Gwala	Umzimkhulu	Umzimkhulu	15 028.00
Older Persons	Elonwabeni	Old Age Homes	013-758	Harry Gwala	Greater Kokstad	Kokstad	2 362 164.00
Older Persons	Grace Assembly	Service Centre	071-629	Harry Gwala	Ubuhlebezwe	Ixopo	37 513.00
Older Persons	Ibhongoletu	Service Centre	012-900	Harry Gwala	Greater Kokstad	Kokstad	8 109.00
Older Persons	Injabulo	Service Centre	050-823	Harry Gwala	Ubuhlebezwe	Ixopo	18 855.00
Older Persons	Inkululeko Club	Service Centre	002-942	Harry Gwala	Ingwe	Hlanganani	69 943.00
Older Persons	Masibambisane Club	Service Centre	002-842	Harry Gwala	Ingwe	Hlanganani	60 943.00
Older Persons	Masiphakamise	Service Centre	017-988	Harry Gwala	Umzimkhulu	Umzimkhulu	31 560.00
Older Persons	Noncedo	Service Centre	049-073	Harry Gwala	Greater Kokstad	Kokstad	49 720.00
Older Persons	Shayamoya	Service Centre	064-617	Harry Gwala	Greater Kokstad	Kokstad	19 016.00
Older Persons	Simunye	Service Centre	064-261	Harry Gwala	Umzimkhulu	Umzimkhulu	78 744.00
Older Persons	Siyasukuma	Service Centre	041-792	Harry Gwala	Ingwe	Hlanganani	66 515.00
Older Persons	Siyathokoza	Service Centre	051-691	Harry Gwala	Ingwe	Hlanganani	57 628.00
Older Persons	Thandanani Bulwer	Service Centre	044-765	Harry Gwala	Ingwe	Hlanganani	53 561.00
Older Persons	Thandanani Kokstad	Service Centre	010-075	Harry Gwala	Greater Kokstad	Kokstad	87 392.00
Older Persons	Thokozani	Service Centre	053-146	Harry Gwala	Greater Kokstad	Kokstad	28 288.00
Older Persons	Vukuzithathe	Service Centre	031-721	Harry Gwala	Kwa Sani	Underberg	33 332.00
Older Persons	Vusamavila	Service Centre	044-427	Harry Gwala	Ingwe	Hlanganani	44 184.00
Older Persons	Alexandra Homes	Old Age Homes	002-282	Ugu	Vulamehlo	Vulamehlo	212 395.00
Older Persons	Anerley Haven Frail Care	Old Age Homes	011-381	Ugu	Hibiscus Coast	Port Shepstone	769 645.00
Older Persons	Crecheaigieburn	Service Centre	011-974	Ugu	Umdoni	Umzinto	83 007.00
Older Persons	Ebumnandi	Service Centre	070-455	Ugu	Umuziwabantu	Harding	19 924.00
Older Persons	Grannies	Service Centre	063-388	Ugu	Umzinto	Umzumbe	29 614.00
Older Persons	Hibiscus	Old Age Homes	002-152	Ugu	Hibiscus Coast	Port Shepstone	227 426.00
Older Persons	Hlangabeza Dloving Club	Service Centre	043-819	Ugu	Ezingolweni	Ezingolweni	30 275.00
Older Persons	Hlanganani No 4	Service Centre	064-094	Ugu	Ezingolweni	Ezingolweni	43 397.00
Older Persons	Hlanganani	Service Centre	064-260	Ugu	Umzumbe	Umzumbe	32 976.00
Older Persons	Jerusalem Muzi	Service Centre	064-091	Ugu	Ezingolweni	Ezingolweni	42 292.00
Older Persons	Khula	Service Centre	036-306	Ugu	Umuziwabantu	Harding	13 192.00
Older Persons	Magog	Service Centre	101-390	Ugu	Umzumbe	Umzumbe	57 939.00

<u>SUB-PROGRAM</u>	<u>NAME OF ORGANISATION</u>	<u>CATEGORY</u>	<u>NPO Reg Number:</u>	<u>DISTRICT MUNICIPALITY</u>	<u>LOCAL MUNICIPALITY</u>	<u>SERVICE OFFICEICE</u>	<u>EXPENDITURE PER BAS</u>
Older Persons	Marburg Haven	Service Centre	011-536	Ugu	Hibiscus Coast	Port Shepstone	724 540.00
Older Persons	Masiphakamisani	Service Centre	061-643	Ugu	Umuziwabantu	Harding	21 003.00
Older Persons	Masisizane	Service Centre	093-939	Ugu	Hibiscus Coast	Port Shepstone	95 245.00
Older Persons	Masithuthuke	Service Centre	064-050	Ugu	Umuziwabantu	Harding	19 632.00
Older Persons	Mhlinge Shukuma	Service Centre	064-096	Ugu	Ezingolweni	Ezingolweni	22 351.00
Older Persons	Mhlinge Sinethemba	Service Centre	064-076	Ugu	Ezingolweni	Ezingolweni	30 101.00
Older Persons	Mhlinge Thuthukani Club	Service Centre	064-078	Ugu	Ezingolweni	Ezingolweni	33 344.00
Older Persons	Mlolweni	Service Centre	064-049	Ugu	Umuziwabantu	Harding	19 243.00
Older Persons	New Town	Service Centre	121-700	Ugu	Hibiscus Coast	Port Shepstone	67 525.00
Older Persons	Ntokozweni	Old Age Homes	014-243	Ugu	Ezingolweni	Ezingolweni	1 023 660.00
Older Persons	Park Rynie	Service Centre	035-401	Ugu	Umdoni	Umzinto	57 453.00
Older Persons	Sbongokuhle	Service Centre	064-077	Ugu	Ezingolweni	Ezingolweni	31 814.00
Older Persons	Senzokuhle	Service Centre	047-393	Ugu	Umkhumbi	Phungashe	45 832.00
Older Persons	Shayamoya Umzinto	Service Centre	017-878	Ugu	Umdoni	Umzinto	17 855.00
Older Persons	Sikhuselekile	Service Centre	101-097	Ugu	Vulamehlo	Vulamehlo	30 481.00
Older Persons	Siyabonga Senior Citizens Club	Service Centre	064-058	Ugu	Umdoni	Umzinto	35 246.00
Older Persons	Siyasizakala	Service Centre	061-648	Ugu	Umuziwabantu	Harding	20 138.00
Older Persons	Siyathuthuka Eshobeni	Service Centre	079-780	Ugu	Hibiscus Coast	Port Shepstone	17 177.00
Older Persons	Sizabantu Mkhoba	Service Centre	067-813	Ugu	Umuziwabantu	Harding	26 784.00
Older Persons	Sizonwabele	Service Centre	070-408	Ugu	Umuziwabantu	Harding	22 000.00
Older Persons	Station Centre	Service Centre	064-061	Ugu	Ezingolweni	Ezingolweni	32 748.00
Older Persons	Thembalesizwe	Service Centre	064-075	Ugu	Ezingolweni	Ezingolweni	51 956.00
Older Persons	Vukani	Service Centre	062-144	Ugu	Umkhumbi	Umkhumbi	19 368.00
Older Persons	Zibambeleni	Service Centre	025-017	Ugu	Hibiscus Coast	Port Shepstone	41 161.00
Older Persons	Age-In-Action	Welfare Org	002-842	Umgungundlovu	Msunduzi	Pietermaritzburg	401 715.00
Older Persons	Aryan Benevolent Society	Old Age Homes	002-316	Umgungundlovu	Msunduzi	Pietermaritzburg	1 072 067.00
Older Persons	Emuseni	Old Age Homes	004-510	Umgungundlovu	Msunduzi	Pietermaritzburg	1 662 605.00
Older Persons	Gqugquma Zamokuhle Ser	Service Centre	045-225	Umgungundlovu	Umkhumbi	New Hanover	76 444.00
Older Persons	Greendale House	Welfare Org	002-261	Umgungundlovu	Umkhumbi	Howick	200 840.00
Older Persons	Isabel Beardmore	Old Age Homes	002-359	Umgungundlovu	Msunduzi	Pietermaritzburg	2 013 036.00
Older Persons	Isibani Sethu	Service Centre	067-792	Umgungundlovu	Impendle	Impendle	23 205.00
Older Persons	Isinamvuva Liyabukwa	Service Centre	070-292	Umgungundlovu	Umkhumbi	New Hanover	15 688.00
Older Persons	Kwamphumela	Service Centre	060-177	Umgungundlovu	Mpofana	Mooi River	26 335.00
Older Persons	Lethukhanye	Service Centre	027-419	Umgungundlovu	Mkhambatini	Camperdown	48 438.00
Older Persons	Makholweni	Service Centre	070-476	Umgungundlovu	Impendle	Impendle	11 237.00
Older Persons	Marian Villa	Old Age Homes	002-268	Umgungundlovu	Msunduzi	Pietermaritzburg	104 562.00
Older Persons	Masibambisane Club	Service Centre	061-187	Umgungundlovu	Richmond	Richmond	20 773.00
Older Persons	Masibumbane	Service Centre	064-125	Umgungundlovu	Msunduzi	Pietermaritzburg	28 769.00
Older Persons	Masithandane	Service Centre	044-634	Umgungundlovu	Impendle	Impendle	35 698.00
Older Persons	Masithuthuke	Service Centre	064-505	Umgungundlovu	Mpofana	Mooi River	-
Older Persons	NCVV Service Centre	Service Centre	002-338	Umgungundlovu	Msunduzi	Pietermaritzburg	44 739.00

<u>SUB-PROGRAM</u>	<u>NAME OF ORGANISATION</u>	<u>CATEGORY</u>	<u>NPO Reg Number:</u>	<u>DISTRICT MUNICIPALITY</u>	<u>LOCAL MUNICIPALITY</u>	<u>SERVICE OFFICEICE</u>	<u>EXPENDITURE PER BAS</u>
Older Persons	Nhloshle	Service Centre	064-329	Umgungundlovu	Impendle	Impendle	37 287.00
Older Persons	PADCA	Welfare Org	002-140	Umgungundlovu	Msunduzi	Pietermaritzburg	602 555.00
Older Persons	PAFTA	Service Centre	002-537	Umgungundlovu	Msunduzi	Pietermaritzburg	295 424.00
Older Persons	PAFTA	Welfare Org	002-537	Umgungundlovu	Msunduzi	Pietermaritzburg	401 715.00
Older Persons	Phakamani	Service Centre	131-191	Umgungundlovu	Umshwati	New Hanover	61 628.00
Older Persons	Phumlani	Service Centre	050-244	Umgungundlovu	Richmond	Richmond	27 325.00
Older Persons	Rea Lebuha	Service Centre	059-507	Umgungundlovu	Impendle	Impendle	24 012.00
Older Persons	Rietvlei	Service Centre	064-044	Umgungundlovu	Mooi Mpofana	Mooi River	46 539.00
Older Persons	Riverside Park Home	Old Age Homes	002-140	Umgungundlovu	Msunduzi	Pietermaritzburg	917 904.00
Older Persons	S A V F	Old Age Homes	047-340	Umgungundlovu	Msunduzi	Pietermaritzburg	3 240 579.00
Older Persons	Sakhumusa	Service Centre	044-951	Umgungundlovu	Richmond	Richmond	40 950.00
Older Persons	Sebambisani	Service Centre	064-301	Umgungundlovu	Richmond	Richmond	19 916.00
Older Persons	Sibonginhlani	Service Centre	041-099	Umgungundlovu	Umshwati	New Hanover	68 165.00
Older Persons	Sifiselokuhle	Service Centre	041-846	Umgungundlovu	Impendle	Impendle	16 898.00
Older Persons	Simunye	Service Centre	067-780	Umgungundlovu	Mpofana	Mooi River	16 539.00
Older Persons	Siyaphilisana	Service Centre	029-128	Umgungundlovu	Msunduzi	Pietermaritzburg	23 261.00
Older Persons	Siyasebenza	Service Centre	064-122	Umgungundlovu	Mpofana	Mooi River	25 895.00
Older Persons	Sizakancane	Service Centre	055-540	Umgungundlovu	Umgeni	Howick	29 575.00
Older Persons	Sizolwethu	Service Centre	047-351	Umgungundlovu	Impendle	Impendle	36 410.00
Older Persons	Sosinda Ngantoni	Service Centre	056-205	Umgungundlovu	Umgeni	Howick	45 915.00
Older Persons	Sunnyside Park Home	Old Age Homes	002-140	Umgungundlovu	Msunduzi	Pietermaritzburg	3 170 464.00
Older Persons	Thandanani	Service Centre	038-144	Umgungundlovu	Umgeni	Howick	57 816.00
Older Persons	Thandokuhle	Service Centre	044-765	Umgungundlovu	Richmond	Richmond	15 065.00
Older Persons	Thembelihle Crecheamond	Service Centre	052-284	Umgungundlovu	Umshwati	New Hanover	27 084.00
Older Persons	Thembelihle	Service Centre	042-993	Umgungundlovu	Impendle	Impendle	23 783.00
Older Persons	Thembelihle	Service Centre	070-305	Umgungundlovu	Impendle	Impendle	22 303.00
Older Persons	Thembokuhle	Service Centre	067-798	Umgungundlovu	Msunduzi	Pietermaritzburg	18 313.00
Older Persons	Thokoza	Service Centre	067-499	Umgungundlovu	Umshwati	New Hanover	12 800.00
Older Persons	Tholokuhle	Service Centre	064-107	Umgungundlovu	Mpofana	Mooi River	27 802.00
Older Persons	Thuthukani Merrivale	Service Centre	002-842	Umgungundlovu	Umgeni	Howick	117 684.00
Older Persons	Tucebon	Service Centre	002-537	Umgungundlovu	Msunduzi	Pietermaritzburg	47 752.00
Older Persons	Victoria Memorial	Old Age Homes	002-325	Umgungundlovu	Msunduzi	Pietermaritzburg	837 869.00
Older Persons	Vukuzakhe	Service Centre	048-511	Umgungundlovu	Mkhambatini	Camperdown	25 182.00
Older Persons	Vulamehlo	Service Centre	053-053	Umgungundlovu	Umshwati	New Hanover	11 256.00
Older Persons	Zamokuhle (Mooi River)	Service Centre	053-170	Umgungundlovu	Mpofana	Mooi River	63 158.00
Older Persons	Zenzele (Imbali)	Service Centre	064-265	Umgungundlovu	Msunduzi	Pietermaritzburg	63 852.00
Older Persons	Zimiseleni	Service Centre	079-851	Umgungundlovu	Msunduzi	Pietermaritzburg	82 787.00
Older Persons	Ziphathele	Service Centre	056-609	Umgungundlovu	Mkhambatini	Camperdown	32 903.00
Care & Service to Older Persons	NCVV Jubelium	Homes for the Aged	033-436	Zululand	Abaqulusi	Vryheid	2 568 195.20
Care & Service to Older Persons	Ekuphumuleni	Homes for the Aged	025-983	Zululand	Ulundi	Mahlabathini	600 084.75

<u>SUB-PROGRAM</u>	<u>NAME OF ORGANISATION</u>	<u>CATEGORY</u>	<u>NPO Reg Number:</u>	<u>DISTRICT MUNICIPALITY</u>	<u>LOCAL MUNICIPALITY</u>	<u>SERVICE OFFICEICE</u>	<u>EXPENDITURE PER BAS</u>
Care & Service to Older Persons	Age in action Nongoma	Welfare Organisation	002-842	Zululand	Ulundi	Babanango	123 750.80
Care & Service to Older Persons	Age in action Zululand	Welfare Organisation	002-842	Zululand	Nongoma	Nongoma	54 951.82
Care & Service to Older Persons	age in action Babanango	Welfare Organisation	002-842	Zululand	Ulundi	Babanango	33 116.00
Care & Service to Older Persons	Age in action Uthungulu	Welfare Organisation	002-842	Uthungulu	Umlalazi	Inkanyezi	134 526.28
Care & Service to Older Persons	Age in action Umkhanyakude	Welfare Organisation	002-842	Umkhanyakude	Mtubatub	Kwamsane	168 158.56
Care & Service to Older Persons	Ingwavuma	Welfare Organisation	029-513	Umkhanyakude	Jozini	Ingwavuma	180 433.18
Care & Service to Older Persons	Amazing Grace	Luncheon Clubs	077-301	Zululand	Ulundi	Mahlabathini	-
Care & Service to Older Persons	Lethokuhle-mahlabathini uld	Luncheon Clubs	083-696	Zululand	Ulundi	Mahlabathini	4 771.56
Care & Service to Older Persons	Sbonelo Esihle	Luncheon Clubs	078-431	Zululand	Ulundi	Mahlabathini	-
Care & Service to Older Persons	Celusizo	Luncheon Clubs	084-195	Zululand	Abaqulusi	Mondlo	39 618.56
Care & Service to Older Persons	Khethukuthula	Luncheon Clubs	073-098	Zululand	Abaqulusi	Mondlo	45 505.80
Care & Service to Older Persons	Masibumbane	Luncheon Clubs	066-618	Zululand	Abaqulusi	Mondlo	8 717.44
Care & Service to Older Persons	Mbalenhle	Luncheon Clubs	063-951	Zululand	Abaqulusi	Mondlo	3 883.84
Care & Service to Older Persons	Phambili	Luncheon Clubs	063-952	Zululand	Abaqulusi	Mondlo	32 546.24
Care & Service to Older Persons	Sithebe	Luncheon Clubs	122-563	Zululand	Abaqulusi	Mondlo	75 316.16
Care & Service to Older Persons	Siyanakekela	Luncheon Clubs	066-083	Zululand	Abaqulusi	Mondlo	47 878.08
Care & Service to Older Persons	Siyaphambili	Luncheon Clubs	063-853	Zululand	Abaqulusi	Mondlo	4 318.00
Care & Service to Older Persons	Siyathuthuka	Luncheon Clubs	019-860	Zululand	Abaqulusi	Mondlo	8 988.80
Care & Service to Older Persons	Ubumbano	Luncheon Clubs	069-253	Zululand	Abaqulusi	Mondlo	41 263.68
Care & Service to Older Persons	Vukasime	Luncheon Clubs	057-265	Zululand	Abaqulusi	Mondlo	25 168.64
Care & Service to Older Persons	Vulamehlo	Luncheon Clubs	057-322	Zululand	Abaqulusi	Mondlo	20 674.24

<u>SUB-PROGRAM</u>	<u>NAME OF ORGANISATION</u>	<u>CATEGORY</u>	<u>NPO Reg Number:</u>	<u>DISTRICT MUNICIPALITY</u>	<u>LOCAL MUNICIPALITY</u>	<u>SERVICE OFFICEICE</u>	<u>EXPENDITURE PER BAS</u>
Care & Service to Older Persons	NCVV Bhekuzulu	Luncheon clubs	047-326	Zululand	Abaqulusi	Vryheid	504 378.36
Care & Service to Older Persons	NCVV- Vryheid	Luncheon clubs	033-467	Zululand	Abaqulusi	Vryheid	331 659.48
Care & Service to Older Persons	Zizamele	Luncheon clubs	069-119	Zululand	Abaqulusi	Vryheid	37 261.12
Care & Service to Older Persons	Sizukhule	Luncheon clubs	070-373	Zululand	Abaqulusi	Vryheid	57 727.60
Care & Service to Older Persons	Isibanisifikile	Luncheon clubs	087-657	Zululand	Abaqulusi	Louwsburg	87 555.00
Care & Service to Older Persons	Siyazama	Luncheon clubs	066-388	Zululand	Abaqulusi	Louwsburg	75 147.16
Care & Service to Older Persons	Vukani	Luncheon clubs	083-910	Zululand	Abaqulusi	Louwsburg	60 852.48
Care & Service to Older Persons	Isarel	Luncheon clubs	103-088	Zululand	Dumbe	Paulpitersburg	83 512.00
Care & Service to Older Persons	Celimpilo	Luncheon clubs	069-198	Zululand	Dumbe	Paulpitersburg	42 918.52
Care & Service to Older Persons	Sukuman	Luncheon clubs	064-240	Zululand	Dumbe	Paulpitersburg	12 126.40
Care & Service to Older Persons	Izingqungqulu	Luncheon Club	015-675	Zululand	Nongoma	Nongoma	29 832.64
Care & Service to Older Persons	Kwaphumulefile	Luncheon Club	100-840	Zululand	Nongoma	Nongoma	37 142.40
Care & Service to Older Persons	Sibonwayinkosi	Luncheon Club	070-445	Zululand	Nongoma	Nongoma	3 375.04
Care & Service to Older Persons	Siyazama	Luncheon Club	084-245	Zululand	Nongoma	Nongoma	26 542.40
Care & Service to Older Persons	Thembelihle	Luncheon Club	079-742	Zululand	Nongoma	Nongoma	44 791.36
Care & Service to Older Persons	Thembaletu	Luncheon Club	090-692	Zululand	Nongoma	Nongoma	32 766.72
Care & Service to Older Persons	Ndimhlane	Luncheon Club	084-237	Zululand	Nongoma	Nongoma	25 575.68
Care & Service to Older Persons	Nzalabantu	Luncheon Club	070-445	Zululand	Nongoma	Nongoma	17 943.68
Care & Service to Older Persons	Ingqophamlando	Luncheon Club	063-860	Zululand	Ulundi	Babanango	3 273.56
Care & Service to Older Persons	Inhlonipho	Luncheon Club	027-806	Zululand	Ulundi	Babanango	18 873.48
Care & Service to Older Persons	Isibonelo	Luncheon Club	063-891	Zululand	Ulundi	Babanango	22 616.24

<u>SUB-PROGRAM</u>	<u>NAME OF ORGANISATION</u>	<u>CATEGORY</u>	<u>NPO Reg Number:</u>	<u>DISTRICT MUNICIPALITY</u>	<u>LOCAL MUNICIPALITY</u>	<u>SERVICE OFFICE/ICE</u>	<u>EXPENDITURE PER BAS</u>
Care & Service to Older Persons	Khanyisani	Luncheon Club	028-724	Zululand	Ulundi	Babanango	18 120.88
Care & Service to Older Persons	Khululeka	Luncheon Club	028-928	Zululand	Ulundi	Babanango	17 340.04
Care & Service to Older Persons	Khuthala	Luncheon Club	063-940	Zululand	Ulundi	Babanango	19 972.36
Care & Service to Older Persons	Masibumbane	Luncheon Club	026-943	Zululand	Ulundi	Babanango	12 926.40
Care & Service to Older Persons	Siyaphambili	Luncheon Club	027-545	Zululand	Ulundi	Babanango	14 795.92
Care & Service to Older Persons	Siyathuthuka	Luncheon Club	063-888	Zululand	Ulundi	Babanango	40 272.68
Care & Service to Older Persons	Thuthukani	Luncheon Club	066-388	Zululand	Ulundi	Babanango	26 747.52
Care & Service to Older Persons	Vulindlelajam	Luncheon Club	063-882	Zululand	Ulundi	Babanango	14 032.76
Care & Service to Older Persons	Zamintuthuko	Luncheon Club	063-865	Zululand	Ulundi	Babanango	15 492.88
Care & Service to Older Persons	Bambanani	Luncheon Club	066-413	Zululand	Uphongolo	Uphongolo	26 310.64
Care & Service to Older Persons	Inzuzoyethu	Luncheon Club	115-812	Zululand	Uphongolo	Uphongolo	27 543.04
Care & Service to Older Persons	Mgazuvukile	Luncheon Club	066-480	Zululand	Uphongolo	Uphongolo	38 508.48
Care & Service to Older Persons	Mpakama	Luncheon Club	128-039	Zululand	Uphongolo	Uphongolo	14 212.48
Care & Service to Older Persons	Qedusizi	Luncheon Club	066-479	Zululand	Uphongolo	Uphongolo	25 465.60
Care & Service to Older Persons	Siqalakancane	Luncheon Club	083-935	Zululand	Uphongolo	Uphongolo	18 401.60
Care & Service to Older Persons	Siyaphambili	Luncheon Club	064-097	Zululand	Uphongolo	Uphongolo	40 405.40
Care & Service to Older Persons	Sizanani	Luncheon Club	066-375	Zululand	Uphongolo	Uphongolo	18 611.68
Care & Service to Older Persons	Thuthukani	Luncheon Club	063-909	Zululand	Uphongolo	Uphongolo	32 465.00
Care & Service to Older Persons	Zamokuhle	Luncheon Club	063-954	Zululand	Uphongolo	Uphongolo	19 242.00
Care & Service to Older Persons	Fasimba	Luncheon Club	115-169	Umkhanyakude	Jozini	Ubombo	75 904.00
Care & Service to Older Persons	Khulasande	Luncheon Club	070-015	Umkhanyakude	Jozini	Ubombo	53 248.00

<u>SUB-PROGRAM</u>	<u>NAME OF ORGANISATION</u>	<u>CATEGORY</u>	<u>NPO Reg Number:</u>	<u>DISTRICT MUNICIPALITY</u>	<u>LOCAL MUNICIPALITY</u>	<u>SERVICE OFFICE/CE</u>	<u>EXPENDITURE PER BAS</u>
Care & Service to Older Persons	Qedisizungu	Luncheon Club	070-391	Umkhanyakude	Jozini	Ubombo	3 024.00
Care & Service to Older Persons	Umkhumbikanowa	Luncheon Club	069-996	Umkhanyakude	Jozini	Ubombo	30 592.00
Care & Service to Older Persons	Sizanani	Luncheon Club	038-937	Umkhanyakude	Hlabisa	Hlabisa	29 482.52
Care & Service to Older Persons	Ithembaletu	Luncheon Club	103-061	Umkhanyakude	Hlabisa	Hlabisa	29 969.28
Care & Service to Older Persons	Bhambanana	Luncheon Club	069-133	Umkhanyakude	Jozini	Ingwavuma	24 863.36
Care & Service to Older Persons	Galathiya	Luncheon Club	069-151	Umkhanyakude	Jozini	Ingwavuma	12 109.44
Care & Service to Older Persons	Gogoda	Luncheon Club	079-825	Umkhanyakude	Jozini	Ingwavuma	6 529.60
Care & Service to Older Persons	Hlanganani	Luncheon Club	103-040	Umkhanyakude	Jozini	Ingwavuma	12 686.08
Care & Service to Older Persons	Masibambisane	Luncheon Club	079-896	Umkhanyakude	Jozini	Ingwavuma	8 988.80
Care & Service to Older Persons	Phaphama Gogo	Luncheon Club	094-052	Umkhanyakude	Jozini	Ingwavuma	7 174.08
Care & Service to Older Persons	Qinisizandla	Luncheon Club	090-664	Umkhanyakude	Jozini	Ingwavuma	10 447.36
Care & Service to Older Persons	Sibonlobogogo	Luncheon Club	102-714	Umkhanyakude	Jozini	Ingwavuma	22 234.56
Care & Service to Older Persons	Siyacathula	Luncheon Club	079-748	Umkhanyakude	Jozini	Ingwavuma	18 876.48
Care & Service to Older Persons	Siyathuthuka	Luncheon Club	069-173	Umkhanyakude	Jozini	Ingwavuma	16 704.00
Care & Service to Older Persons	Qedumona	Luncheon Club	063-180	Umkhanyakude	Mtubatuba	Kwamsane	36 921.92
Care & Service to Older Persons	Nomathiya	Luncheon Club	065-827	Umkhanyakude	Mtubatuba	Kwamsane	55 425.28
Care & Service to Older Persons	Udondolo	Luncheon Club	063-073	Umkhanyakude	Mtubatuba	Kwamsane	25 100.80
Care & Service to Older Persons	Vukuzibuthe	Luncheon Club	065-828	Umkhanyakude	Mtubatuba	Kwamsane	50 472.96
Care & Service to Older Persons	Siyakhula	Luncheon Club	065-179	Umkhanyakude	Mtubatuba	Kwamsane	44 144.00
Care & Service to Older Persons	Umbusowabadala	Luncheon Club	085-189	Umkhanyakude	Mtubatuba	Kwamsane	90 720.28
Care & Service to Older Persons	Intuthuko	Luncheon Club	094-021	Umkhanyakude	The Big 5 falsebay	Mbazwane	34 038.72

<u>SUB-PROGRAM</u>	<u>NAME OF ORGANISATION</u>	<u>CATEGORY</u>	<u>NPO Reg Number:</u>	<u>DISTRICT MUNICIPALITY</u>	<u>LOCAL MUNICIPALITY</u>	<u>SERVICE OFFICEICE</u>	<u>EXPENDITURE PER BAS</u>
Care & Service to Older Persons	Siyaphambili	Luncheon Club	066-385	Umkhanyakude	The Big 5 falsebay	Mbazwane	15 071.00
Care & Service to Older Persons	Sekusile	Luncheon Club	069-192	Umkhanyakude	The Big 5 falsebay	Mbazwane	27 509.12
Care & Service to Older Persons	Isolezwe	Luncheon Club	069-193	Umkhanyakude	The Big 5 falsebay	Mbazwane	12 058.56
Care & Service to Older Persons	Injabulo Yogogo	Luncheon Club	090-634	Umkhanyakude	The Big 5 falsebay	Mbazwane	67 362.08
Care & Service to Older Persons	Lindokuhle	Luncheon Club	064-475	Umkhanyakude	The Big 5 falsebay	Mbazwane	64 511.96
Care & Service to Older Persons	Bambisanani	Luncheon Club	088-201	Umkhanyakude	Mhlabyalingana	Kwa-Ngwanase	29 035.52
Care & Service to Older Persons	Siyaphambili	Luncheon Club	066-385	Umkhanyakude	Mhlabyalingana	Kwa-Ngwanase	10 583.04
Care & Service to Older Persons	Thuthukani Manguzi	Luncheon Club	065-699	Umkhanyakude	Mhlabyalingana	Kwa-Ngwanase	12 652.16
Care & Service to Older Persons	Zizamele	Luncheon Club	083-988	Umkhanyakude	Mhlabyalingana	Kwa-Ngwanase	10 990.08
Care & Service to Older Persons	Zamukuhlakaniphi	Luncheon Club	069-183	Umkhanyakude	Mhlabyalingana	Kwa-Ngwanase	10 905.28
Care & Service to Older Persons	Masibambisane	Luncheon Club	028-510	Uthungulu	Umhlathuze	Lower Umfolozi	53 163.36
Care & Service to Older Persons	Isambulo	Luncheon Club	066-387	Uthungulu	Umhlathuze	Lower Umfolozi	12 652.16
Care & Service to Older Persons	Inkanyezi	Luncheon Club	079-814	Uthungulu	Umhlathuze	Lower Umfolozi	73 039.76
Care & Service to Older Persons	Thinteka	Luncheon Club	047-232	Uthungulu	Umhlathuze	Lower Umfolozi	47 807.80
Care & Service to Older Persons	Nhlabosini	Luncheon Club	079-888	Uthungulu	Umhlathuze	Lower Umfolozi	66 243.56
Care & Service to Older Persons	Ntambanana	Luncheon Club	079-894	Uthungulu	Umhlathuze	Lower Umfolozi	53 682.16
Care & Service to Older Persons	Siphembile	Luncheon Club	104-929	Uthungulu	Umhlathuze	Lower Umfolozi	50 352.72
Care & Service to Older Persons	Siyaqhakaza	Luncheon Club	072-038	Uthungulu	Umhlathuze	Lower Umfolozi	43 456.16
Care & Service to Older Persons	Richards Bay	Luncheon Club	066-612	Uthungulu	Umhlathuze	Richardsbay	14 772.16
Care & Service to Older Persons	Mzingazi	Luncheon Club	066-403	Uthungulu	Umhlathuze	Richardsbay	16 253.68
Care & Service to Older Persons	Thandukuphila	Luncheon Club	017-897	Uthungulu	Umhlathuze	Richardsbay	33 467.36

<u>SUB-PROGRAM</u>	<u>NAME OF ORGANISATION</u>	<u>CATEGORY</u>	<u>NPO Reg Number:</u>	<u>DISTRICT MUNICIPALITY</u>	<u>LOCAL MUNICIPALITY</u>	<u>SERVICE OFFICEICE</u>	<u>EXPENDITURE PER BAS</u>
Care & Service to Older Persons	Mandlanzini	Luncheon Club	066-478	Uthungulu	Umhlathuze	Richardsbay	4 080.00
Care & Service to Older Persons	Nhlanzini	Luncheon Club	089-743	Uthungulu	Umhlathuze	Richardsbay	70 423.08
Care & Service to Older Persons	IkhayaIethemba	Luncheon Club	052-464	Uthungulu	Umhlathuze	Richardsbay	18 415.88
Care & Service to Older Persons	Sesikhulile	Luncheon Club	054-936	Uthungulu	Umhlathuze	Richardsbay	15 698.20
Care & Service to Older Persons	Siyazama	Luncheon Club	084-113	Uthungulu	Umhlathuze	Richardsbay	67 582.88
Care & Service to Older Persons	Bhekizitha	Luncheon Club	066-611	Uthungulu	Umhlathuze	Ongoye	24 829.20
Care & Service to Older Persons	Gobandlovu	Luncheon Club	031-400	Uthungulu	Umhlathuze	Ongoye	14 543.32
Care & Service to Older Persons	Esikhawini	Luncheon Club	037-129	Uthungulu	Umhlathuze	Ongoye	8 994.88
Care & Service to Older Persons	Kwandaya	Luncheon Club	032-927	Uthungulu	Umhlathuze	Ongoye	21 713.68
Care & Service to Older Persons	Sunflower	Luncheon Club	007-422	Uthungulu	Umhlathuze	Ongoye	7 136.00
Care & Service to Older Persons	Intokozo	Luncheon Club	063-917	Uthungulu	Nkandla	Nkandla	29 462.40
Care & Service to Older Persons	Kusakusa	Luncheon Club	063-895	Uthungulu	Nkandla	Nkandla	40 453.72
Care & Service to Older Persons	Makhwelangentaba	Luncheon Club	066-501	Uthungulu	Nkandla	Nkandla	48 810.88
Care & Service to Older Persons	Masibumbane	Luncheon Club	059-773	Uthungulu	Nkandla	Nkandla	58 563.68
Care & Service to Older Persons	Qhudeneni	Luncheon Club	079-782	Uthungulu	Nkandla	Nkandla	26 065.04
Care & Service to Older Persons	Sikhwane	Luncheon Club	069-118	Uthungulu	Nkandla	Nkandla	14 144.64
Care & Service to Older Persons	Thandokuhle	Luncheon Club	099-660	Uthungulu	Nkandla	Nkandla	61 666.20
Care & Service to Older Persons	Thembelihle	Luncheon Club	073-155	Uthungulu	Nkandla	Nkandla	193 920.52
Care & Service to Older Persons	Nompumelelo	Luncheon Club	070-025	Uthungulu	Nkandla	Nkandla	81 260.92
Care & Service to Older Persons	Mamba	Luncheon Club	066-446	Uthungulu	Umlalazi	Inkanyezi	35 066.68
Care & Service to Older Persons	Sizamimpilo	Luncheon Club	070-429	Uthungulu	Umlalazi	Inkanyezi	4 918.40

<u>SUB-PROGRAM</u>	<u>NAME OF ORGANISATION</u>	<u>CATEGORY</u>	<u>NPO Reg Number:</u>	<u>DISTRICT MUNICIPALITY</u>	<u>LOCAL MUNICIPALITY</u>	<u>SERVICE OFFICE/ICE</u>	<u>EXPENDITURE PER BAS</u>
Care & Service to Older Persons	Sakhisizwe	Luncheon Club	079-713	Uthungulu	Umlalazi	Inkanyezi	11 261.44
Care & Service to Older Persons	Nomyaca	Luncheon Club	070-022	Uthungulu	Umlalazi	Inkanyezi	15 721.92
Care & Service to Older Persons	Umqhelelwethu	Luncheon Clubs	073-127	Uthungulu	Umlalazi	Inkanyezi	2 340.48
Care & Service to Older Persons	Ntembeni	Luncheon Club	063-902	Uthungulu	Mthonjaneni	Melmoth	55 247.00
Care & Service to Older Persons	Phezukwenhlanze	Luncheon Club	114-583	Uthungulu	Mthonjaneni	Melmoth	60 809.00
Care & Service to Older Person	ABH Glencoe	Homes for the Aged	002-139	Umzinyathi	Endumeni	Glencoe	967 425.00
Care & Service to Older Person	Arcadia	Homes for the Aged	022-173	Umzinyathi	Umvoti	Greytown	459 233.00
Care & Service to Older Person	Dundee	Homes for the Aged	002-162	Umzinyathi	Endumeni	Dundee	418 421.00
Care & Service to Older Person	ELC Emseni	Homes for the Aged	002-275	Umzinyathi	Endumeni	Dundee	2 176 841.00
Care & Service to Older Person	Estcourt	Homes for the Aged	002-108	Umzinyathi	Umtshezi	Estcourt	736 740.00
Care & Service to Older Person	Juana Maria	Homes for the Aged	002-126	Uthukela	Emnambithi	Ladysmith	298 527.00
Care & Service to Older Person	La Gratitude	Homes for the Aged	031-383	Amajuba	Newcastle	Newcastle	2 100 239.00
Care & Service to Older Person	SAVF Huis	Homes for the Aged	002-348	Amajuba	Emadlangeni	Utrecht	1 284 722.00
Care & Service to Older Person	St. Antonines	Homes for the Aged	007-550	Uthukela	Indaka	Ekuvukeni	1 926 787.00
Care & Service to Older Person	Age in Action	Homes for the Aged	002-842	Uthukela	Uthukela	Midlands Cluster	790 330.00
Care & Service to Older Person	Amajuba	Luncheon Club	054-095	Amajuba	Charlestown	Charlestown	21 502.00
Care & Service to Older Person	Amantungwa	Luncheon Club	046-938	Amajuba	Emadlangeni	Utrecht	12 720.00
Care & Service to Older Person	Benoni	Luncheon Club	064-098	Amajuba	Charlestown	Charlestown	4 388.00
Care & Service to Older Person	Bongokuhle Elderly	Luncheon Club	069-259	Amajuba	Madadeni	Madadeni	16 840.00
Care & Service to Older Person	Charlestown	Luncheon Club	057-031	Amajuba	Charlestown	Charlestown	4 916.00
Care & Service to Older Person	Clavis	Luncheon Club	064-026	Amajuba	Charlestown	Charlestown	25 063.00

<u>SUB-PROGRAM</u>	<u>NAME OF ORGANISATION</u>	<u>CATEGORY</u>	<u>NPO Reg Number:</u>	<u>DISTRICT MUNICIPALITY</u>	<u>LOCAL MUNICIPALITY</u>	<u>SERVICE OFFICEICE</u>	<u>EXPENDITURE PER BAS</u>
Care & Service to Older Person	Cold Stream	Luncheon Club	078-614	Amajuba	Charlestown	Charlestown	4 190.00
Care & Service to Older Person	Cothoza	Luncheon Club	069-255	Amajuba	Dannhauser	Dannhauser	45 309.00
Care & Service to Older Person	Dunusa	Luncheon Club	064-162	Amajuba	Charlestown	Charlestown	3 611.00
Care & Service to Older Person	Ebenezer	Luncheon Club	069-168	Amajuba	Madadeni	Madadeni	48 765.00
Care & Service to Older Person	Enkululekweni	Luncheon Club	046-950	Amajuba	Emadlangeni	Utrecht	26 749.00
Care & Service to Older Person	Haig	Luncheon Club	069-261	Amajuba	Newcastle	Newcastle	7 476.00
Care & Service to Older Person	Ilungelo Lethu	Luncheon Club	072-928	Amajuba	Newcastle	Madadeni	34 344.00
Care & Service to Older Person	Ingqayizivele	Luncheon Club	069-251	Amajuba	Dannhauser	Dannhauser	83 677.00
Care & Service to Older Person	Inkwelo	Luncheon Club	076-151	Amajuba	Charlestown	Charlestown	4 701.00
Care & Service to Older Person	Intuthukoyamafusi Dannhauser	Luncheon clubs	064-062	Amajuba	Dannhauser	Dannhauser	39 958.00
Care & Service to Older Person	Intuthwane 059-621 MADADENI	Luncheon Club	059-621	Amajuba	Madadeni	Madadeni	16 872.00
Care & Service to Older Person	Isinamuvagogo-	Luncheon Club	073-052	Amajuba	Newcastle	Madadeni	14 526.00
Care & Service to Older Person	Ithuba Labada	Luncheon Club	066-496	Amajuba	Newcastle	Madadeni	67 286.00
Care & Service to Older Person	Madadeni	Luncheon Club	090-755	Amajuba	Madadeni	Madadeni	73 362.00
Care & Service to Older Person	Melokuhle	Luncheon Club	069-272	Amajuba	Madadeni	Madadeni	9 419.00
Care & Service to Older Person	Ncandu	Luncheon Club	009-231	Amajuba	Newcastle	Newcastle	-
Care & Service to Older Person	NOFTA	Luncheon Club	045-792	Amajuba	Newcastle	Newcastle	137 102.00
Care & Service to Older Person	Phokweni	Luncheon Club	064-157	Amajuba	Charlestown	Charlestown	7 676.00
Care & Service to Older Person	Reserve Farm	Luncheon Club	066-401	Amajuba	Charlestown	Charlestown	12 844.00
Care & Service to Older Person	Sakhiseni	Luncheon Club	059-349	Amajuba	Utrecht	Utrecht	20 890.00
Care & Service to Older Person	Sicelinhlanhla	Luncheon Club	066-396	Amajuba	Dannhauser	Dannhauser	56 844.00

<u>SUB-PROGRAM</u>	<u>NAME OF ORGANISATION</u>	<u>CATEGORY</u>	<u>NPO Reg Number:</u>	<u>DISTRICT MUNICIPALITY</u>	<u>LOCAL MUNICIPALITY</u>	<u>SERVICE OFFICE/ICE</u>	<u>EXPENDITURE PER BAS</u>
Care & Service to Older Person	Simama Health	Luncheon Club	044-572	Amajuba	Madadeni	Madadeni	8 874.00
Care & Service to Older Person	Simunye	Luncheon Club	072-926	Amajuba	Dannhauser	Dannhauser	57 943.00
Care & Service to Older Person	Sithandukuphila	Luncheon Club	069-367	Amajuba	Dannhauser	Dannhauser	38 259.00
Care & Service to Older Person	Siyabonga	Luncheon Club	066-406	Uthukela	Utrecht	Utrecht	7 173.00
Care & Service to Older Person	Siyathuthuka	Luncheon Club	066-384	Amajuba	Dannhauser	Dannhauser	51 411.00
Care & Service to Older Person	Sizanani	Luncheon Club	064-064	Amajuba	Dannhauser	Dannhauser	69 568.00
Care & Service to Older Person	Thandanani	Luncheon Club	064-243	Amajuba	Dannhauser	Dannhauser	38 960.00
Care & Service to Older Person	Thuthukanintendeka	Luncheon Club	072-956	Amajuba	Dannhauser	Dannhauser	42 707.00
Care & Service to Older Person	Udondolo	Luncheon Club	069-262	Amajuba	Dannhauser	Dannhauser	-
Care & Service to Older Person	Ubambiswano	Luncheon Club	066-449	Amajuba	Dannhauser	Dannhauser	11 612.00
Care & Service to Older Person	Uthandolwabadala	Luncheon Club	079-079	Amajuba	Dannhauser	Dannhauser	56 385.00
Care & Service to Older Person	Valley Inn	Luncheon Club	009-231	Amajuba	Newcastle	Newcastle	-
Care & Service to Older Person	Vukanisekusile	Luncheon Club	069-274	Amajuba	Newcastle	Newcastle	35 233.00
Care & Service to Older Person	Zamokuhle	Luncheon Club	066-474	Amajuba	Madadeni	Madadeni	24 268.00
Care & Service to Older Person	Zamokuhle	Luncheon Club	066-488	Amajuba	Newcastle	Newcastle	6 096.00
Care & Service to Older Person	Zuzokuhle	Luncheon Club	064-205	Amajuba	Dannhauser	Dannhauser	30 109.00
Care & Service to Older Person	Asithuthuke	Luncheon Club	064-080	Uthukela	Imbabazane	Weenen	96 081.00
Care & Service to Older Person	Bekezela	Luncheon Club	064-179	Uthukela	Imbabazane	Weenen	-
Care & Service to Older Person	Ekuphileni	Luncheon clubs	093-961	Uthukela	Umtshezi	Weenen	29 242.00
Care & Service to Older Person	Fundakwabadala	Luncheon Club	045-516	Uthukela	Emnambithi	Ezakheni	27 503.00
Care & Service to Older Person	Hlakanipha	Luncheon Club	002-167	Uthukela	Emnambithi	Ladysmith	19 278.00

<u>SUB-PROGRAM</u>	<u>NAME OF ORGANISATION</u>	<u>CATEGORY</u>	<u>NPO Reg Number:</u>	<u>DISTRICT MUNICIPALITY</u>	<u>LOCAL MUNICIPALITY</u>	<u>SERVICE OFFICE/CE</u>	<u>EXPENDITURE PER BAS</u>
Care & Service to Older Person	Hlanganani Bogogo	Luncheon Club	064-177	Uthukela	Ukhahlamba	Bergville	28 056.00
Care & Service to Older Person	Koekie Jacobs	Luncheon Club	002-126	Uthukela	Emnambithi	Ladysmith	53 409.00
Care & Service to Older Person	LAFTA	Luncheon Club	054-464	Uthukela	Emnambithi	Ladysmith	51 970.00
Care & Service to Older Person	Limit Hill	Luncheon Club	002-167	Uthukela	Emnambithi	Ladysmith	9 540.00
Care & Service to Older Person	Makabongwe	Luncheon Club	023-287	Uthukela	Ukhahlamba	Bergville	71 292.00
Care & Service to Older Person	Masihambisane	Luncheon Club	048 -791	Uthukela	Emnambithi	Ezakeni	18 017.00
Care & Service to Older Person	Mhubheni	Luncheon Club	066-393	Uthukela	Imbabazane	Estcourt	35 881.00
Care & Service to Older Person	Mzube	Luncheon Club	064-164	Uthukela	Imbabazane	Estcourt	-
Care & Service to Older Person	Phakamani	Luncheon Club	058-833	Uthukela	Indaka	Ekuvukeni	60 629.00
Care & Service to Older Person	Phakamani	Luncheon Club	098-209	Uthukela	Indaka	Ekuvukeni	-
Care & Service to Older Person	Qalokuhle	Luncheon Club	066-603	Uthukela	Umtshezi	estcourt	23 205.00
Care & Service to Older Person	Sakhisizwe	Luncheon Club	021-551	Uthukela	Emnambithi	Ezakeni	19 643.00
Care & Service to Older Person	Sbongokuhle	Luncheon Club	066-438	Uthukela	Emnambithi	Ladysmith	21 124.00
Care & Service to Older Person	Siphisizwe	Luncheon Club	021-554	Uthukela	Emnambithi	Ladysmith	-
Care & Service to Older Person	Sithembokulhe	Luncheon Club	021-555	Uthukela	Emnambithi	Ladysmith	-
Care & Service to Older Person	Siyazama	Luncheon Club	076-365	Uthukela	Estcourt	Ladysmith	64 125.00
Care & Service to Older Person	Thandanani	Luncheon Club	064-238	Uthukela	Umtshezi	Weenen	14 967.00
Care & Service to Older Person	Thuthukani	Luncheon Club	064-033	Uthukela	Imbabazane	Weenen	25 496.00
Care & Service to Older Person	Ubuhlebuyeza	Luncheon Club	064-126	Uthukela	Emnambithi	Ezakeni	13 510.00
Care & Service to Older Person	Vulamehlo	Luncheon Club	064-109	Uthukela	Umtshezi	Weenen	48 054.00
Care & Service to Older Person	Vulimbali	Luncheon Club	030-470	Uthukela	Umtshezi	Weenen	47 749.00

<u>SUB-PROGRAM</u>	<u>NAME OF ORGANISATION</u>	<u>CATEGORY</u>	<u>NPO Reg Number:</u>	<u>DISTRICT MUNICIPALITY</u>	<u>LOCAL MUNICIPALITY</u>	<u>SERVICE OFFICE/CE</u>	<u>EXPENDITURE PER BAS</u>
Care & Service to Older Person	Zamani	Luncheon Club	002-167	Uthukela	Emnambithi		11 118.00
Care & Service to Older Person	Zintozimanukwenzeka	Luncheon Club	066-391	Uthukela	Emnambithi		-
Care & Service to Older Person	Zibumbeleni	Luncheon Club	064-168	Uthukela	Ukhahlamba	Bergville	11 088.00
Care & Service to Older Person	Zivuseni Mazulu	Luncheon Club	002-167	Uthukela	Emnambithi	Ladysmith	13 836.00
Care & Service to Older Person	Zuzimpilo	Luncheon Club	081-745	Uthukela	Emnambithi	Ladysmith	13 120.00
Care & Service to Older Person	Bekezela	Luncheon Club	064-167	Umzinyathi	Umvoti	Kranskop	23 684.00
Care & Service to Older Person	Endumeni	Luncheon Club	046-426	Mzinyathi	Endumeni	Glencoe	91 592.00
Care & Service to Older Person	Golden Years	Luncheon Club	002-173	Umzinyathi	Umvoti	Greytown	2 880.00
Care & Service to Older Person	Inkazimulo	Luncheon Club	066-588	Umzinyathi	Umvoti	Nquthu	4 351.00
Care & Service to Older Person	Izimisele	Luncheon Club	066-465	Umzinyathi	Umvoti	Kranskop	6 876.00
Care & Service to Older Person	Kopanang	Luncheon Club	064-537	Umzinyathi	Nquthu	Nquthu	-
Care & Service to Older Person	Kutloanango	Luncheon Club	064-237	Umzinyathi	Nquthu	Nquthu	5 022.00
Care & Service to Older Person	Mashunka	Luncheon Club	079-744	Umzinyathi	Msinga	msinga	12 463.00
Care & Service to Older Person	Ndindindi	Luncheon Club	064-197	Umzinyathi	Nquthu	Nquthu	18 376.00
Care & Service to Older Person	Nondaba	Luncheon Club	069-209	Umzinyathi	Msinga	Newcastle	32 420.00
Care & Service to Older Person	SAVF Dundee	Luncheon Club	002-338	Umzinyathi	Endumeni	Dundee	83 483.00
Care & Service to Older Person	SAVF Glenco	Luncheon Club	002-338	Umzinyathi	Endumeni	Glencoe	-
Care & Service to Older Person	Sibambene	Luncheon Club	069-211	Umzinyathi	Nquthu	Nquthu	9 157.00
Care & Service to Older Person	Sicelinhlanhla	Luncheon Club	064-039	Umzinyathi	Nquthu	Nquthu	731.00
Care & Service to Older Person	Sithembile	Luncheon Club	048-477	Umzinyathi	Endumeni	Glencoe	45 981.00
Care & Service to Older Person	Sizana	Luncheon Club	064-065	Umzinyathi	Umvoti	Greytown	28 685.00

<u>SUB-PROGRAM</u>	<u>NAME OF ORGANISATION</u>	<u>CATEGORY</u>	<u>NPO Reg Number:</u>	<u>DISTRICT MUNICIPALITY</u>	<u>LOCAL MUNICIPALITY</u>	<u>SERVICE OFFICE/ICE</u>	<u>EXPENDITURE PER BAS</u>
Care & Service to Older Person	Thembaletu	Luncheon Club	064-152	Umzinyathi	Nquthu	Nquthu	3 468.00
Care & Service to Older Person	Umzamowekusasa	Luncheon Club	026-460	Umzinyathi	Endumeni	Glencoe	11 928.00
Care & Service to Older Person	Vuka Mkhuphula	Luncheon Club	069-210	Umzinyathi			23 838.00
Care & Service to Older Person	Vukalatha	Luncheon Club	069-278	Umzinyathi	Msinga	Greytown	37 121.00
Care & Service to Older Person	Zimiseleni	Luncheon Club	059-167	Umzinyathi	Umvoti	Greytown	-
TOTAL FOR SERVICE TO OLDER PERSONS							106 119 462.63
Service to Persons with Disabilities	Merewent Cheshire	Disabled Homes	008-104	Ethekwini	Durban	Durban	1 193 946.00
Service to Persons with Disabilities	Sherwood Resident	Disabled Homes	002-158	Ethekwini	Durban	KwaMashu	3 119 387.00
Service to Persons with Disabilities	Queensburgh Cheshire	Disabled Homes	008-398	Ethekwini	Durban	Mpuma	690 899.00
Service to Persons with Disabilities	Phoenix Residence	Disabled Homes	002-158	Ethekwini	Durban	Inanda	2 233 653.00
Service to Persons with Disabilities	Chatsworth Cheshire	Disabled Homes	002-188	Ethekwini	Chatsworth	Durban	970 535.00
Service to Persons with Disabilities	Dayanand Gardens	Disabled Homes	002-139	Ethekwini	Chatsworth	Kwadakuza Office	4 347 884.00
Service to Persons with Disabilities	Natal Society for the Blind	Protective workshops	002-119	Ethekwini	Durban	Durban	123 500.00
Service to Persons with Disabilities	APD - Phoenix	Protective workshops	002-296	Ethekwini	Durban	Durban	284 241.26
Service to Persons with Disabilities	APD - Eleazer	Protective workshops	002-296	Ethekwini	Durban	Durban	217 318.44
Service to Persons with Disabilities	APD-Chesterville	Protective workshops	002-296	Ethekwini	Durban	Durban	118 709.71
Service to Persons with Disabilities	APD-Kwa Mashu	Protective workshops	002-296	Ethekwini	KwaMashu	Phoenix Service Office	69 572.30
Service to Persons with Disabilities	APD-Vukuzame	Protective workshops	002-296	Ethekwini	Mpumalanga	Durban	84 996.00
Service to Persons with Disabilities	Mzamo	Protective workshops	002-296	Ethekwini	Inanda	Inanda Office	54 131.82
Service to Persons with Disabilities	APD-Chatsworth	Protective workshops	002-296	Ethekwini	Durban	Chats Service Office	161 542.05
Service to Persons with Disabilities	APD - Lotiss	Protective workshops	002-296	Ilembe	Kwadakuza	Durban	17 480.58

<u>SUB-PROGRAM</u>	<u>NAME OF ORGANISATION</u>	<u>CATEGORY</u>	<u>NPO Reg Number:</u>	<u>DISTRICT MUNICIPALITY</u>	<u>LOCAL MUNICIPALITY</u>	<u>SERVICE OFFICE</u>	<u>EXPENDITURE PER BAS</u>
Service to Persons with Disabilities	Chal.Unltd	Protective workshops	002-158	Ethekwini	Durban	Durbanffice	205 639.05
Service to Persons with Disabilities	Sherwood	Protective workshops	002-158	Ethekwini	Durban	Durban	786 192.71
Service to Persons with Disabilities	Newlands	Protective workshops	002-158	Ethekwini	Durban	Durban	407 525.10
Service to Persons with Disabilities	Overport	Protective workshops	002-158	Ethekwini	Durban	Durban	10 422.00
Service to Persons with Disabilities	Merebank	Protective workshops	002-158	Ethekwini	Durban	Durban	641 388.72
Service to Persons with Disabilities	Pinetown	Protective workshops	002-158	Ethekwini	Durban	Pinetown	234 276.61
Service to Persons with Disabilities	Phoenix	Protective workshops	002-158	Ethekwini	Phoenix	Durban	435 751.98
Service to Persons with Disabilities	Wentworth	Protective workshops	002-158	Ethekwini	Durban	Durban	461 967.95
Service to Persons with Disabilities	Chatsworth	Protective workshops	002-158	Ethekwini	Chatsworth	Durban	286 743.78
Service to Persons with Disabilities	Sherwood	Protective workshops	002-203	Ethekwini	Durban	Durban	113 362.19
Service to Persons with Disabilities	Ass.Phy.Challenged	Welfare Org	002-203	Ethekwini	Durban	Chatsworth	1 601 232.03
Service to Persons with Disabilities	Alzeimers	Welfare Org	001-352	Ethekwini	Durban	Umlazi	165 678.75
Service to Persons with Disabilities	Mental Health - North	Welfare Org	002-158	Ethekwini	Durban	Chatsworth	3 331 655.00
Service to Persons with Disabilities	Mental Health - South	Welfare Org	002-158	Ethekwini	Chatsworth	Chatsworth	803 383.00
Service to Persons with Disabilities	Mental Health - Ilembe	Welfare Org	002-158	Ethekwini	Ilembe	Chatsworth	803 360.00
Service to Persons with Disabilities	Epilepsy Foundation - North	Welfare Org	002-446	Ethekwini	Durban	Kwadukuza	1 886 362.00
Service to Persons with Disabilities	Epilepsy Foundation - South	Welfare Org	002-446	Ethekwini	Durban	Durban	422 290.00
Service to Persons with Disabilities	Epilepsy Foundation - Ilembe	Welfare Org	002-446	Ethekwini	Durban	Durban	200 840.00
Service to Persons with Disabilities	Natal Blind & Deaf Society	Welfare Org	002-178	Ethekwini	Durban	Durban	1 379 793.00
Service to Persons with Disabilities	KZN Deaf Association.	Welfare Org	007-311	Ethekwini	Durban	Durban	401 680.00
Service to Persons with Disabilities	Natal Soc.4 T Blind	Welfare Org	002-119	Ethekwini	Durban	Durban	735 223.00

<u>SUB-PROGRAM</u>	<u>NAME OF ORGANISATION</u>	<u>CATEGORY</u>	<u>NPO Reg Number:</u>	<u>DISTRICT MUNICIPALITY</u>	<u>LOCAL MUNICIPALITY</u>	<u>SERVICE OFFICEICE</u>	<u>EXPENDITURE PER BAS</u>
Service to Persons with Disabilities	APD – KZN	Welfare Org	002-296	Ethekwini	Chatsworth	Durban	3 339 947.00
Service to Persons with Disabilities	Mzamo Child Clinic	Welfare Org	003-953	Ethekwini	Umlazi	Chatsworth	2 047 836.00
Service to Persons with Disabilities	Chatsworth Cheshire	Welfare Org	002-188	Ethekwini	Chatsworth	Umlazi	177 299.00
Care of Disabled	Pevensey Place	Disabled Homes	002-155	Harry Gwala	Kwa Sani	Underberg	2 450 908.00
Care of Disabled	Mental Health - Sunnyside	Disabled Homes	002-272	Harry Gwala	Ingwe	Hlanganani	1 372 317.00
Care of Disabled	KZN & Malangen	Protective Workshop	002-269	Ugu	Umdoni	Umtzinto	90 872.00
Care of Disabled	APD- KZN Workshop	Protective Workshop	002-296	Umgungundlovu	Msunduzi	Pietermaritzburg	203 412.00
Care of Disabled	APD-KZN	Welfare Organisation	002-296	Umgungundlovu	Msunduzi	Pietermaritzburg	401 715.00
Care of Disabled	Abercare	Protective Workshop	002-204	Umgungundlovu	Msunduzi	Pietermaritzburg	262 251.00
Care of Disabled	John Odams	Disabled Homes	002-204	Umgungundlovu	Msunduzi	Pietermaritzburg	676 726.00
Care of Disabled	Ass For The Physically Challenged	Welfare Organisation	002-204	Umgungundlovu	Msunduzi	Pietermaritzburg	401 715.00
Care of Disabled	Epilepsy South Africa	Welfare Organisation	006-011	Umgungundlovu	Msunduzi	Pietermaritzburg	733 071.00
Care of Disabled	Natal Blind & Deaf	Protective Workshop	002-178	Umgungundlovu	Msunduzi	Pietermaritzburg	254 199.00
Care of Disabled	Natal Blind & Deaf	Welfare Organisation	002-178	Umgungundlovu	Msunduzi	Pietermaritzburg	602 590.00
Care of Disabled	PMB Mental Health	Protective Workshop	002-272	Umgungundlovu	Msunduzi	Pietermaritzburg	435 068.00
Care of Disabled	PMB Mental Health -	Protective Workshop	002-272	Umgungundlovu	Msunduzi	Pietermaritzburg	683 811.00
Care of Disabled	PMB Mental Health	Protective Workshop	002-272	Umgungundlovu	Msunduzi	Pietermaritzburg	434 858.00
Care of Disabled	PMB Mental Health - ML Sultan	Disabled Homes	002-272	Umgungundlovu	Msunduzi	Pietermaritzburg	727 990.00
Care of Disabled	PMB Mental Health - P Pillay	Disabled Homes	002-272	Umgungundlovu	Msunduzi	Pietermaritzburg	2 306 011.00
Care of Disabled	PMB Mental Health - The Palm	Disabled Homes	002-272	Umgungundlovu	Msunduzi	Pietermaritzburg	1 941 935.00
Care of Disabled	PMB Mental Health Society	Welfare Organisation	002-272	Umgungundlovu	Msunduzi	Pietermaritzburg	2 364 451.00
Care of Disabled	Sukumani	Protective Workshop	013-802	Umgungundlovu	Msunduzi	Pietermaritzburg	142 028.00
Care of Disabled	Sunfield Home	Disabled Homes	013-221	Umgungundlovu	Umgeni	Howick	3 409 343.00

<u>SUB-PROGRAM</u>	<u>NAME OF ORGANISATION</u>	<u>CATEGORY</u>	<u>NPO Reg Number:</u>	<u>DISTRICT MUNICIPALITY</u>	<u>LOCAL MUNICIPALITY</u>	<u>SERVICE OFFICE</u>	<u>EXPENDITURE PER BAS</u>
Care of Disabled	Zizameleni	Protective Workshop	016-895	Umgungundlovu	Msunduzi	Pietermaritzburg	122 100.00
Services to Persons with Disability	Epilepsy Ingwavuma	Welfare Organisation	024-446	Umkhanyakude	Jozini	Ingwavuma	201 790.24
Services to Persons with Disability	Mzamo Child Guidance	Welfare Organisation	003-953	Umkhanyakude	Jozini	Ubombo	201 790.40
Services to Persons with Disability	Phindubuye Protective Workshop	Protective Workshop	073-074	Umkhanyakude	Jozini	Mseleni	74 878.88
Services to Persons with Disability	Magugwana Disabled	Protective Workshop	093-915	Umkhanyakude	Jozini	Ingwavuma	265 759.04
Services to Persons with Disability	Siyakhana Disabled Group	Protective Workshop	090-638	Umkhanyakude	Jozini	Ubombo	58 305.30
Services to Persons with Disability	Mpukunyoni Disabled	Protective Workshop	052-783	Umkhanyakude	Mtubatuba	Kwamsane	156 508.64
Services to Persons with Disability	Zizamele	Protective Workshop	000-443	Umkhanyakude	Jozini	Ingwavuma	255 324.68
Services to Persons with Disability	Bambanani	Protective Workshop	197-177	Umkhanyakude	Umhlabuyalingana	Kwa-Ngwanase	107 379.52
Services to Persons with Disability	Sizamimpilo	Protective Workshop	090-781	Umkhanyakude	Umhlabuyalingana	Kwa-Ngwanase	158 971.40
Services to Persons with Disability	Shalom	Protective Workshop	126-253	Umkhanyakude	Hlabisa	Hlabisa	168 788.38
Services to Persons with Disability	Epilepsy Sa Eshowe	Welfare Organisation	024-446	Uthungulu	Umlalazi	Inkanyezi	201 908.09
Services to Persons with Disability	Mzamo Child-Mamba	Welfare Organisation	003-953	Uthungulu	Umhlathuze	Inkanyezi	92 150.02
Services to Persons with Disability	Mzamo Child Nkandla	Welfare Organisation	003-953	Uthungulu	Umhlathuze	Nkandla	84 089.76
Services to Persons with Disability	Mzamo Child Tulwane	Welfare Organisation	003-953	Uthungulu	Umhlathuze	Nkandla	168 178.52
Services to Persons with Disability	Zululand Mental Health	Welfare Organisation	002-117	Uthungulu	Umhlathuze	Enseleni	836 710.68
Services to Persons with Disability	Sikhanyisele	Protective Workshop	102-391	Uthungulu	Nkandla	Nkandla	38 665.62
Services to Persons with Disability	Thulubheke	Protective Workshop	090-762	Uthungulu	Nkandla	Nkandla	86 540.46
Services to Persons with Disability	Jabulani	Protective Workshop	002-195	Uthungulu	Umhlathuze	Enseleni	135 764.70
Services to Persons with Disability	Nawezifuze	Protective Workshop	034-263	Uthungulu	Umhlathuze	Richards bay	227 091.86
Services to Persons with Disability	Siyazenzela	Protective Workshop	002-117	Uthungulu	Umhlathuze	Enseleni	723 625.46

<u>SUB-PROGRAM</u>	<u>NAME OF ORGANISATION</u>	<u>CATEGORY</u>	<u>NPO Reg Number:</u>	<u>DISTRICT MUNICIPALITY</u>	<u>LOCAL MUNICIPALITY</u>	<u>SERVICE OFFICEICE</u>	<u>EXPENDITURE PER BAS</u>
Services to Persons with Disability	Thuthukani -	Protective Workshop	023-039	Uthungulu	Umhlathuze	Enseleni	672 074.42
Services to Persons with Disability	Zamani	Protective Workshop	026-615	Uthungulu	Umhlathuze	Ongoye	147 302.80
Services to Persons with Disability	Zisize After Care	Home for Disabled	038-367	Zululand	Ulundi	Babanango	2 986 410.51
Services to Persons with Disability	Epilepsy Nongoma	Welfare Organisation	024-446	Zululand	Nongoma	Nongoma	201 790.24
Services to Persons with Disability	Mzamo	Welfare Organisation	003-953	Zululand	Nongoma	Nongoma	201 790.24
Services to Persons with Disability	Ngedle Community Care	Protective Workshop	090-739	Zululand	Uphongolo	Uphongolo	181 060.84
Services to Persons with Disability	Sizanokuhle	Protective Workshop	064-095	Zululand	Ulundi	Babanango	117 867.20
Services to Persons with Disability	Sukuma Project For People	Protective Workshop	049-983	Zululand	Nongoma	Nongoma	68 128.52
Disability	Ladysmith Society	Home for Disabled	002 - 196	Uthukela	Emnambithi	Ladysmith	138 959.50
Disability	Dundee Adult Centre-	Home for Disabled	011 - 822	Umzinyathi	Endumeni	Dundee	2 077 497.00
Disability	Nil Desperandum	Protective workshop	002 - 205	Amajuba	Newcastle	Newcastle	1 139 602.00
Disability	Ladysmith Hospice	Welfare Organisation	005 - 338	Uthukela	Emnambithi	Ladysmith	100 436.50
Disability	Estcourt Hospice	Welfare Organisation	004 - 124	Uthukela	Umtshezi	Estcourt	201 792.00
Disability	Ithubalethu-Dukuza	Welfare Organisation	076-409	Uthukela	UKHAHLAMBA	Bergville	233 692.00
Disability	APC Newcastle	Welfare Organisation	002-205	Amajuba	Newcastle	Newcastle	-
TOTAL FOR PERSONS WITH DISABILITY							67 274 168.79
HIV/AIDS	1000 Hills	HIV/AIDS	042-122	Ethekwini North	Mpumalanga	Mpumalanga	198 801.90
HIV/AIDS	Bhambayi Settlement	HIV/AIDS	022-960	Ethekwini North	Inanda	Inanda	280 845.92
HIV/AIDS	Bhekimindeni	HIV/AIDS	029-241	Ethekwini North	Pinetown	Pinetown	162 885.24
HIV/AIDS	Comm Outreach	HIV/AIDS	045-833	Ethekwini North	Pinetown	Pinetown	233 974.09
HIV/AIDS	Ekuvukeni Health Club	HIV/AIDS	020-380	Ethekwini North	Kmashu	KwaMashu	256 905.97
HIV/AIDS	Emseni	HIV/AIDS	052-662	Ethekwini North	KwaMashu	KwaMashu	20 801.76
HIV/AIDS	Enhlanhlani Isibani Sezwe	HIV/AIDS	064-984	Ethekwini North	Pinetown	Pinetown	167 725.07
HIV/AIDS	Gabangaye Enterprise	HIV/AIDS	036-753	Ethekwini North	Pinetown	Pinetown	183 076.31
HIV/AIDS	Icebolethu	HIV/AIDS	030-763	Ethekwini North	KwaMashu	KwaMashu	-
HIV/AIDS	Ikhambi	HIV/AIDS	048-248	Ethekwini North	Durban	Durban	482 698.33
HIV/AIDS	Isolomusa	HIV/AIDS	039-943	Ethekwini North	Kmashu	KwaMashu	134 389.30
HIV/AIDS	Kwa Mashu	HIV/AIDS	009-801	Ethekwini North	Kmashu	KwaMashu	120 089.56
HIV/AIDS	Kwakristo Umsindisi	HIV/AIDS	060-370	Ethekwini North	Kmashu	KwaMashu	204 919.85
HIV/AIDS	Kwaximba Outreach	HIV/AIDS	051-887	Ethekwini North	Mpumalanga	Mpumalanga	216 130.24

<u>SUB-PROGRAM</u>	<u>NAME OF ORGANISATION</u>	<u>CATEGORY</u>	<u>NPO Reg Number:</u>	<u>DISTRICT MUNICIPALITY</u>	<u>LOCAL MUNICIPALITY</u>	<u>SERVICE OFFICEICE</u>	<u>EXPENDITURE PER BAS</u>
HIV/AIDS	Lamontville	HIV/AIDS	005-786	Ethekwini North	Durban	Durban	248 559.97
HIV/AIDS	Lethukukhanya Creche	HIV/AIDS	072-173	Ethekwini North	Pinetown	Pinetown	167 408.80
HIV/AIDS	Lulisandla Society	HIV/AIDS	035-494	Ethekwini North	Mpumalanga	Mpumalanga	409 880.37
HIV/AIDS	Masisizane	HIV/AIDS	048-047	Ethekwini North	Inanda	Inanda	110 955.74
HIV/AIDS	Masisizane Soup Kitchen	HIV/AIDS	028-891	Ethekwini North	Inanda	Inanda	129 707.10
HIV/AIDS	Mpilonhle	HIV/AIDS	042-379	Ethekwini North	Inanda	Inanda	161 735.56
HIV/AIDS	Ngilonde	HIV/AIDS	042-546	Ethekwini North	Durban	Durban	425 499.11
HIV/AIDS	Nurses	HIV/AIDS	069-394	Ethekwini North	Pinetown	Pinetown	172 440.78
HIV/AIDS	Phinduvuye	HIV/AIDS	056-670	Ethekwini North	Pinetown	Pinetown	181 554.69
HIV/AIDS	Sakhimpilo	HIV/AIDS	078-226	Ethekwini North	Inanda	Inanda	152 098.49
HIV/AIDS	Saphela Care	HIV/AIDS	033-732	Ethekwini North	Mpumalanga	Mpumalanga	196 559.34
HIV/AIDS	Senzokuhle Organisation.	HIV/AIDS	054-355	Ethekwini North	Mpumalanga	Mpumalanga	205 569.19
HIV/AIDS	Sesiyenza	HIV/AIDS	039-881	Ethekwini North	Kmashu	KwaMashu	118 693.38
HIV/AIDS	Sinothando	HIV/AIDS	061-791	Ethekwini North	Tongaat	Phoenix	189 257.68
HIV/AIDS	Siqalakabusha.	HIV/AIDS	061-907	Ethekwini North	Kmashu	KwaMashu	-
HIV/AIDS	Siqalokuhle	HIV/AIDS	060-940	Ethekwini North	Mpumalanga	Mpumalanga	-
HIV/AIDS	Sivulele Noah Ark	HIV/AIDS	085-423	Ethekwini North	Mpumalanga	Mpumalanga	215 778.42
HIV/AIDS	Sizolwethu	HIV/AIDS	040-081	Ethekwini North	Kmashu	KwaMashu	5 698.50
HIV/AIDS	Soul Winning HIV/AIDS	HIV/AIDS	025-571	Ethekwini North	Phoenix	Phoenix S/O	197 244.52
HIV/AIDS	St Clements Home Based	HIV/AIDS	012-870	Ethekwini North	Pinetown	Pinetown s/o	14 136.00
HIV/AIDS	Ubuntu Creche & Farm	HIV/AIDS	051-667	Ethekwini North	Pinetown	Pinetown s/o	174 505.73
HIV/AIDS	Uthando	HIV/AIDS	060-121	Ethekwini North	Durban	Durban	181 113.94
HIV/AIDS	Uthando Lomama	HIV/AIDS	053-312	Ethekwini North	Pinetown	Pinetown s/o	218 499.33
HIV/AIDS	Vukuzakhe	HIV/AIDS	047-924	Ethekwini North	Kmashu	KwaMashu	65 961.83
HIV/AIDS	Vusisizwe Centre	HIV/AIDS	032-532	Ethekwini North	Pinetown	Pinetown s/o	410 064.72
HIV/AIDS	Waterloo Drop In Centre	HIV/AIDS	035-302	Ethekwini North	Phoenix	Phoenix S/O	308 227.09
HIV/AIDS	Wentworth Aids Action Group	HIV/AIDS	014-334	Ethekwini North	Durban	Durban	243 132.68
HIV/AIDS	Adams	HIV/AIDS	031-105	Ethekwini South	Umbumbulu	Umbumbulu	-
HIV/AIDS	Amadlelo	HIV/AIDS	087-771	Ethekwini South	Umbumbulu	Umbumbulu	168 455.83
HIV/AIDS	Asiphile E	HIV/AIDS	049-551	Ethekwini South	Umlazi	Umlazi	191 372.94
HIV/AIDS	Chatsworth	HIV/AIDS	002-286	Ethekwini South	Chatsworth	Chatsworth	224 431.74
HIV/AIDS	Folweni	HIV/AIDS	010-134	Ethekwini South	Umbumbulu	Umbumbulu	229 682.73
HIV/AIDS	InkosiHlalanathi.	HIV/AIDS	076-849	Ethekwini South	Umlazi	Umlazi	179 444.94
HIV/AIDS	Lamontville.	HIV/AIDS	019-721	Ethekwini South	Umlazi	Umlazi	105 132.45
HIV/AIDS	Masithandaneni.	HIV/AIDS	079-942	Ethekwini South	Umlazi	Umlazi	204 247.17
HIV/AIDS	Maskey	HIV/AIDS	043-748	Ethekwini South	Umlazi	Umlazi	114 921.22
HIV/AIDS	Mpilwehle	HIV/AIDS	097-767	Ethekwini South	Chatsworth	Chatsworth	241 573.97
HIV/AIDS	Philisizwe	HIV/AIDS	120-637	Ethekwini South	Umlazi	Umlazi	245 281.22
HIV/AIDS	Sicelinceba	HIV/AIDS	054-144	Ethekwini South	Umbumbulu	Umbumbulu	194 127.67
HIV/AIDS	Sisabhekile	HIV/AIDS	047-469	Ethekwini South	Umlazi	Umlazi	135 143.41
HIV/AIDS	Siyakha	HIV/AIDS	030-027	Ethekwini South	Umbumbulu	Umbumbulu	173 247.30

<u>SUB-PROGRAM</u>	<u>NAME OF ORGANISATION</u>	<u>CATEGORY</u>	<u>NPO Reg Number:</u>	<u>DISTRICT MUNICIPALITY</u>	<u>LOCAL MUNICIPALITY</u>	<u>SERVICE OFFICEICE</u>	<u>EXPENDITURE PER BAS</u>
HIV/AIDS	Siyanakekela	HIV/AIDS	033-884	Ethekwini South	Umlazi	Umlazi	170 308.45
HIV/AIDS	Siyaphambili	HIV/AIDS	031-985	Ethekwini South	Umlazi	Umlazi	179 959.65
HIV/AIDS	Siyasizana	HIV/AIDS	084-233	Ethekwini South	Umlazi	Umlazi	164 842.82
HIV/AIDS	Siza Community	HIV/AIDS	056-345	Ethekwini South	Umlazi	Umlazi	228 022.07
HIV/AIDS	Sizane Care Centre	HIV/AIDS	031-840	Ethekwini South	Wentworth	Umbumbulu	157 646.74
HIV/AIDS	Sizanodumo Community	HIV/AIDS	054-208	Ethekwini South	Umlazi	Umlazi	116 079.55
HIV/AIDS	Thandeka	HIV/AIDS	014-508	Ethekwini South	Chatsworth	Chatsworth	10 600.00
HIV/AIDS	Vukani Community	HIV/AIDS	043-093	Ethekwini South	Umlazi	Umlazi	103 689.08
HIV/AIDS	Ziphatheleni	HIV/AIDS	015-444	Ethekwini South	Umbumbulu	Umbumbulu	524 863.16
HIV/AIDS	Ekunqobeni	HIV/AIDS	068-785	Ilembe	Maphumulo	Maphumulo	198 611.34
HIV/AIDS	Enduduzweni Drop In Centre	HIV/AIDS	060-940	Ilembe	Kwa Dukuza	Kwa Dukuza	457 948.82
HIV/AIDS	Ethembeni Centre	HIV/AIDS	090-673	Ilembe	Kwa Dukuza	Kwa Dukuza	189 578.01
HIV/AIDS	Faranani	HIV/AIDS	065-134	Ilembe	Ndwedwe	Ndwedwe	168 437.47
HIV/AIDS	Good Samaritan	HIV/AIDS	065-088	Ilembe	Maphumulo	Maphumulo	161 000.02
HIV/AIDS	Hambavangeli	HIV/AIDS	039-556	Ilembe	Mandeni	Mandeni	120 344.53
HIV/AIDS	Khayalempilo	HIV/AIDS	024-569	Ilembe	Maphumulo	Maphumulo	475 460.06
HIV/AIDS	Lethimpilo	HIV/AIDS	061-479	Ilembe	Mandeni	Mandeni	193 405.20
HIV/AIDS	Mavela Ikhaya	HIV/AIDS	075-347	Ilembe	Ndwedwe	Ndwedwe	103 812.87
HIV/AIDS	Nondabula Women's Club	HIV/AIDS	059-655	IEMBE	Ndwedwe	Ndwedwe	234 044.06
HIV/AIDS	Sinikithemba Org	HIV/AIDS	098-284	IEMBE	Kwa Dukuza	Kwa Dukuza	169 442.22
HIV/AIDS	Sithanda Ukwenza	HIV/AIDS	035-751	IEMBE	Ndwedwe	Ndwedwe	397 852.11
HIV/AIDS	Sithandiwe	HIV/AIDS	068-058	IEMBE	Maphumulo	Maphumulo	171 038.51
HIV/AIDS	Siyakhula	HIV/AIDS	063-752	IEMBE	Ndwedwe	Ndwedwe	65 040.91
HIV/AIDS	Siyakwamukela	HIV/AIDS	046-855	IEMBE	Mandeni	Mandeni	169 293.66
HIV/AIDS	Sizamimpilo	HIV/AIDS	063-811	IEMBE	Maphumulo	Maphumulo	229 571.65
HIV/AIDS	St Phillips	HIV/AIDS	071-668	IEMBE	Kwa Dukuza	Kwa Dukuza	197 763.24
HIV/AIDS	Thandanani Club	HIV/AIDS	098-284	IEMBE	Ndwedwe	Ndwedwe	130 965.69
HIV/AIDS	Tholimpilo Organisation	HIV/AIDS	053-873	IEMBE	Ndwedwe	Ndwedwe	151 818.00
HIV/AIDS	Umkhumbi	HIV/AIDS	069-244	IEMBE	Maphumulo	Maphumulo	153 870.31
HIV/AIDS	Umvini Wokuphila	HIV/AIDS	099-785	IEMBE	Kwa Dukuza	Kwa Dukuza	205 391.65
HIV/AIDS	Vuna	HIV/AIDS	084-763	IEMBE	Mandeni	Mandeni	159 665.47
HIV/AIDS	Zikhuliseni.	HIV/AIDS	035-751	IEMBE	Ndwedwe	Ndwedwe	379.12
HIV/AIDS	Community Care	HIV/AIDS	058-435	Umgungundlovu	Mzundusi	390 PMB	66 535.46
HIV/AIDS	Dududu Drop In Centre	HIV/AIDS	042-765	Ugu District	Vulamehlo	Vulamehlo	544 406.58
HIV/AIDS	Embo Care Givers	HIV/AIDS	118-421	Umgungundlovu	Mkhambathini	Camperdown	536 687.31
HIV/AIDS	Fikelela	HIV/AIDS	070-175	Umgungundlovu	Richmond	Richmond	317 603.61
HIV/AIDS	Fisokuhle	HIV/AIDS	032-704	Ugu District	Umzumbe	Umzumbe	237 219.05
HIV/AIDS	Good Samaritan Hope	HIV/AIDS	032-632	Umgungundlovu	Richmond	Richmond	351 460.53
HIV/AIDS	Grace Assemble	HIV/AIDS	071-629	Harry Gwala	Ubuhlebezwe	Ixopo	227 771.16
HIV/AIDS	Imfudumalo	HIV/AIDS	049-378	Umgungundlovu	Impendle	Impendle	440 630.02
HIV/AIDS	Impendle	HIV/AIDS	023-817	Umgungundlovu	Impendle	Impendle	392 727.39

<u>SUB-PROGRAM</u>	<u>NAME OF ORGANISATION</u>	<u>CATEGORY</u>	<u>NPO Reg Number:</u>	<u>DISTRICT MUNICIPALITY</u>	<u>LOCAL MUNICIPALITY</u>	<u>SERVICE OFFICEICE</u>	<u>EXPENDITURE PER BAS</u>
HIV/AIDS	Inqola Kanoah	HIV/AIDS	070-467	Umgungundlovu	Umshwati	New Hanover	457 726.05
HIV/AIDS	Khanyisani	HIV/AIDS	064-394	Umgungundlovu	Impendle	Impendle	236 944.06
HIV/AIDS	Khanyiselani	HIV/AIDS	012-900	Harry Gwala	Greater Kokstad	Kokstad	607 385.45
HIV/AIDS	Lufafa Multi-Purpose	HIV/AIDS	078-304	Harry Gwala	Ubuhlebezwe	Ixopo	214 757.33
HIV/AIDS	Lusuku Lunye	HIV/AIDS	055-593	Umgungundlovu	Umshwati	New Hanover	473 684.90
HIV/AIDS	Maqongqo Care Centre	HIV/AIDS	067-805	Umgungundlovu	Mkhambathini	Camperdown	368 965.48
HIV/AIDS	Masakhane	HIV/AIDS	026-570	Harry Gwala	Ubuhlebezwe	Ixopo	291 775.83
HIV/AIDS	Mntomusha Zizamele	HIV/AIDS	082-163	Umgungundlovu	Mzundusi	Vulindlela	10 000.00
HIV/AIDS	Nobantu Resource Centre	HIV/AIDS	036-306	Ugu District	Umziwabantu	Harding	548 149.68
HIV/AIDS	Ntokozweni	HIV/AIDS	014-243	Ugu District	Ezingolweni	Izingolweni	231 439.57
HIV/AIDS	Owambeni Masakhane	HIV/AIDS	031-688	Harry Gwala	Ingwe	Hlanganani	481 898.08
HIV/AIDS	Richmond Day Care	HIV/AIDS	023-818	Umgungundlovu	Richmond	Richmond	385 700.57
HIV/AIDS	Rivlife International	HIV/AIDS	047-259	Umgungundlovu	Umsunduzi	390 PMB	261 701.29
HIV/AIDS	Sebambiseni	HIV/AIDS	050-181	Umgungundlovu	Umgeni	Howick	278 723.36
HIV/AIDS	Sicelimpilo Project 023-511	HIV/AIDS	023-511	Ugu District	Hibiscus coast	Port Shepstone	447 882.76
HIV/AIDS	Sihlosokuhle Pmb	HIV/AIDS	051-211	Ugu District	Ezingolweni	Izingolweni	330 484.71
HIV/AIDS	Sinawe Pmb 024-801	HIV/AIDS	024-801	Harry Gwala	Ubuhlebezwe	Ixopo	243 443.84
HIV/AIDS	Sinombulelo Care	HIV/AIDS	069-305	Ugu District	Umdoni	Umzinto	399 600.53
HIV/AIDS	Sisonke Care	HIV/AIDS	063-443	Umgungundlovu	Umshwati	New Hanover	341 849.51
HIV/AIDS	Siyaphambili Care	HIV/AIDS	079-581	Umgungundlovu	Mzundusi	Vulindlela	132 771.78
HIV/AIDS	Siyasiza Health Society	HIV/AIDS	033-888	Umgungundlovu	Mzundusi	Vulindlela	279 245.89
HIV/AIDS	Snegugu	HIV/AIDS	082-616	Ugu District	Vulamehlo	Vulamehlo	515 266.21
HIV/AIDS	Sinethemba Support Group	HIV/AIDS	070-402	Harry Gwala	Ingwe	Hlanganani	439 785.44
HIV/AIDS	St Nivard	HIV/AIDS	068-813	Ugu District	Umzumbe	Umzumbe	269 880.19
HIV/AIDS	St Paul Multi Centre	HIV/AIDS	045-579	Harry Gwala	Umzimkhulu	Umzimkhulu	480 067.04
HIV/AIDS	TLC PMB	HIV/AIDS	052-644	Harry Gwala	Greater Kokstad	Kokstad	392 173.41
HIV/AIDS	Thandukuphila	HIV/AIDS	036-658	Harry Gwala	Ingwe	Hlanganani	390 564.47
HIV/AIDS	Thandukusiza	HIV/AIDS	069-738	Ugu District	Vulamehlo	Vulamehlo	504 300.76
HIV/AIDS	Thembelihle	HIV/AIDS	038-900	Umgungundlovu	Umshwati	New Hanover	551 738.40
HIV/AIDS	Thendela Centre	HIV/AIDS	062-111	Umgungundlovu	Mooi Mpofana	Mooi River	562 712.66
HIV/AIDS	Tholulwazi Centre	HIV/AIDS	055-476	Umgungundlovu	Mkhambathini	Camperdown	334 647.47
HIV/AIDS	Ubuntu Abande	HIV/AIDS	035-416	Ugu District	Umziwabantu	Harding	416 497.32
HIV/AIDS	Umkhumbi Kanoah	HIV/AIDS	049-479	Umgungundlovu	Umshwati	New Hanover	499 861.31
HIV/AIDS	Umtshinga Drop In Centre	HIV/AIDS	048-245	Ugu District	Hibiscus coast	Port Shepstone	515 458.40
HIV/AIDS	Vuka Uzithathe	HIV/AIDS	025-907	Ugu District	Hibiscus coast	Gamalakhe	522 439.23
HIV/AIDS	Vukuzithathe	HIV/AIDS	031-721	Harry Gwala	Kwasani	Underberg	448 298.00
HIV/AIDS	Vulindlela	HIV/AIDS	060-194	Umgungundlovu	Umgeni	Howick	200 320.39
HIV/AIDS	Wozani Crecheisi Centre	HIV/AIDS	066-076	Harry Gwala	Ubuhlebezwe	Ixopo	352 381.40
HIV/AIDS	Youth Of Christ In Action	HIV/AIDS	102-688	Umgungundlovu	Mkhambathini	Camperdown	320 327.25
HIV/AIDS	Zwelihle Home Based Care	HIV/AIDS	076-251	Ugu District	Ezingolweni	Izingolweni	33 394.66
HIV/AIDS	Ahikhanyeni Community	Home Community Based Care	069-999	Umkhanyakude	Umhlabuyalingana	KwaNgwanase	161 642.70

<u>SUB-PROGRAM</u>	<u>NAME OF ORGANISATION</u>	<u>CATEGORY</u>	<u>NPO Reg Number:</u>	<u>DISTRICT MUNICIPALITY</u>	<u>LOCAL MUNICIPALITY</u>	<u>SERVICE OFFICEICE</u>	<u>EXPENDITURE PER BAS</u>
HIV/AIDS	Sizangothando Org.	Home Community Based Care	068-481	Umkhanyakude	Umhlabuyalingana	KwaNgwanase	162 766.15
HIV/AIDS	Siyazama	Home Community Based Care	083-920	Umkhanyakude	Umhlabuyalingana	KwaNgwanase	167 947.55
HIV/AIDS	Bhambanana One Stop	Home Community Based Care	069-133	Umkhanyakude	Jozini	Ingwavuma	535 794.80
HIV/AIDS	Ingwavuma Womens Centre	Home Community Based Care	029-513	Umkhanyakude	Jozini	Ingwavuma	195 034.99
HIV/AIDS	Kwashukela Care Org.	Home Community Based Care	053-098	Umkhanyakude	Jozini	Ingwavuma	169 595.98
HIV/AIDS	Ndumo Drop In Centre	Home Community Based Care	014-985	Umkhanyakude	Jozini	Ingwavuma	506 719.75
HIV/AIDS	New Hope	Home Community Based Care	038-025	Umkhanyakude	Jozini	Ingwavuma	184 472.69
HIV/AIDS	Sikhona Bazophila Org	Home Community Based Care	062-558	Umkhanyakude	Jozini	Ingwavuma	181 950.36
HIV/AIDS	Esiphondweni	Home Community Based Care	025-269	Umkhanyakude	Jozini	Ubombo	394 159.28
HIV/AIDS	Isiphephelo Sejuba	Home Community Based Care	042-481	Umkhanyakude	Jozini	Ubombo	178 846.66
HIV/AIDS	Siyaphambili Qondile	Home Community Based Care	039-286	Umkhanyakude	Jozini	Ubombo	172 991.69
HIV/AIDS	Zisebenzele Aids Project	Home Community Based Care	029-397	Umkhanyakude	Jozini	Ubombo	171 338.21
HIV/AIDS	Ubombo Drop In Centre	Home Community Based Care	023-790	Umkhanyakude	Jozini	Ubombo	534 718.33
HIV/AIDS	Senzokuhle	Home Community Based Care	030-677	Umkhanyakude	Mtubatuba	Kwamsane	442 160.77
HIV/AIDS	Ithembaesizwe	Home Community Based Care	023-237	Umkhanyakude	Mtubatuba	Kwamsane	544 652.56
HIV/AIDS	Uthando Centre	Home Community Based Care	064-677	Umkhanyakude	Mtubatuba	Kwamsane	166 350.63
HIV/AIDS	Mzondeni Care	Home Community Based Care	068-603	Umkhanyakude	Mtubatuba	Kwamsane	44 584.62
HIV/AIDS	Ezibayeni Flagship	Home Community Based Care	057-633	Umkhanyakude	Hlabisa	Hlabisa	517 717.19
HIV/AIDS	Unyezi	Home Community Based Care	017-250	Umkhanyakude	Hlabisa	Hlabisa	507 554.52
HIV/AIDS	Masibumbane	Home Community Based Care	029-973	Umkhanyakude	Umhlabuyalingana	Mbazwana	171 443.51
HIV/AIDS	Sekuyasa Community Health Service	Home Community Based Care	043-139	Umkhanyakude	Umhlabuyalingana	Mbazwana	166 812.11

<u>SUB-PROGRAM</u>	<u>NAME OF ORGANISATION</u>	<u>CATEGORY</u>	<u>NPO Reg Number:</u>	<u>DISTRICT MUNICIPALITY</u>	<u>LOCAL MUNICIPALITY</u>	<u>SERVICE OFFICEICE</u>	<u>EXPENDITURE PER BAS</u>
HIV/AIDS	Vukuzakhe	Home Community Based Care	031-427	Umkhanyakude	Umhlabuyalingana	Mbazwana	518 683.13
HIV/AIDS	Ekubuseni Community	Home Community Based Care	020-232	Zululand	Nongoma	Nongoma	124 210.07
HIV/AIDS	Mbonomuhle Community	Home Community Based Care	015-675	Zululand	Nongoma	Nongoma	350 843.60
HIV/AIDS	Umsebe Community	Home Community Based Care	084-239	Zululand	Nongoma	Nongoma	266 151.17
HIV/AIDS	Home Based Care	Home Community Based Care	055-569	Zululand	Abaqulusi	Vryheid	166 562.92
HIV/AIDS	Impilo Development Trust	Home Community Based Care	040-717	Zululand	Abaqulusi	Vryheid	484 266.11
HIV/AIDS	Noah T/A Khayelihle	Home Community Based Care	079-891	Zululand	Abaqulusi	Vryheid	159 656.25
HIV/AIDS	Sibambene Development	Home Community Based Care	029-832	Zululand	Abaqulusi	Vryheid	159 967.36
HIV/AIDS	Sakhisizwe Community Development	Home Community Based Care	069-220	Zululand	Abaqulusi	Vryheid	148 441.34
HIV/AIDS	Injongoyethu Womens Project	Home Community Based Care	044-343	Zululand	Abaqulusi	Mondlo	260 691.82
HIV/AIDS	Siyathuthuka Womens Organisation	Home Community Based Care	032-855	Zululand	Abaqulusi	Mondlo	176 290.75
HIV/AIDS	Khulekani Community Care	Home Community Based Care	040-823	Zululand	Ulundi	Mahlabathini	449 423.72
HIV/AIDS	Mabeka	Home Community Based Care	031-428	Zululand	Ulundi	Mahlabathini	319 906.03
HIV/AIDS	Ntinini Drop In Centre	Home Community Based Care	058-787	Zululand	Ulundi	Babanango	470 621.27
HIV/AIDS	Siyanakekela	Home Community Based Care	063-889	Zululand	Ulundi	Babanango	195 196.56
HIV/AIDS	Sibonokuhle Children Care Centre	Home Community Based Care	038-886	Zululand	Abaqulusi	Louwsburg	466 103.89
HIV/AIDS	Tholakele Community Care Centre	Home Community Based Care	066-718	Zululand	Edumbe	Paulpietersburg	542 836.99
HIV/AIDS	Ihawulesizwe Orphan Care	Home Community Based Care	049-404	Zululand	Edumbe	Paulpietersburg	170 237.77
HIV/AIDS	Mpakama	Home Community Based Care	127-584	Zululand	Phongola	Simdlangentsha	323 674.81
HIV/AIDS	Vusithemba Drop In Centre	Home Community Based Care	039-151	Zululand	Phongola	Simdlangentsha	538 581.38
HIV/AIDS	Intathakusa	Home Community Based Care	084-264	Uthungulu	Mthonjaneni	Melmoth	145 339.40

<u>SUB-PROGRAM</u>	<u>NAME OF ORGANISATION</u>	<u>CATEGORY</u>	<u>NPO Reg Number:</u>	<u>DISTRICT MUNICIPALITY</u>	<u>LOCAL MUNICIPALITY</u>	<u>SERVICE OFFICEICE</u>	<u>EXPENDITURE PER BAS</u>
HIV/AIDS	Ubumbano Drop In Centre	Home Community Based Care	039-055	Uthungulu	Mthonjaneni	Melmoth	485 711.17
HIV/AIDS	Philasande	Home Community Based Care	057-401	Uthungulu	Mthonjaneni	Melmoth	218 979.90
HIV/AIDS	New Hope For The Poor	Home Community Based Care	058-791	Uthungulu	Umlalazi	Inkanyezi	174 262.60
HIV/AIDS	Umlalazi	Home Community Based Care	031-999	Uthungulu	Umlalazi	Inkanyezi	499 457.51
HIV/AIDS	Unokwenza	Home Community Based Care	056-925	Uthungulu	Umlalazi	Inkanyezi	456 397.40
HIV/AIDS	Isibanisezwe	Home Community Based Care	083-914	Uthungulu	Nkandla	Nkandla	181 072.65
HIV/AIDS	Ophindweni	Home Community Based Care	079-754	Uthungulu	Nkandla	Nkandla	138 449.53
HIV/AIDS	Qhuden Ccc Hiv	Home Community Based Care	079-784	Uthungulu	Nkandla	Nkandla	542 329.46
HIV/AIDS	Sinqobile HIV/AIDS	Home Community Based Care	055-259	Uthungulu	Nkandla	Nkandla	178 736.39
HIV/AIDS	Thembaletu CBO	Home Community Based Care	035-718	Uthungulu	Nkandla	Nkandla	537 496.10
HIV/AIDS	Thembelihle Community	Home Community Based Care	030-991	Uthungulu	Nkandla	Nkandla	557 287.99
HIV/AIDS	Vukasime Hiv	Home Community Based Care	030-253	Uthungulu	Nkandla	Nkandla	302 890.91
HIV/AIDS	Zazisaneni	Home Community Based Care	049-683	Uthungulu	Nkandla	Nkandla	177 980.27
HIV/AIDS	HollyCrecheoss Aids Hospice	Home Community Based Care	013-736	Uthungulu	Umlathuze	Ongoye	106 150.03
HIV/AIDS	Hope	Home Community Based Care	024-780	Uthungulu	Umlathuze	Ongoye	194 415.32
HIV/AIDS	Inkanyezi Community Development	Home Community Based Care	017-588	Uthungulu	Umlathuze	Ongoye	502 344.74
HIV/AIDS	Inkosinathi Project	Home Community Based Care	028-061	Uthungulu	Umlathuze	Ongoye	581 854.65
HIV/AIDS	Isiduduzo Com. Dev.	Home Community Based Care	050-821	Uthungulu	Umlathuze	Ongoye	182 268.33
HIV/AIDS	Philisani CBO	Home Community Based Care	021-917	Uthungulu	Umlathuze	Ongoye	170 021.94
HIV/AIDS	Impilo Yesizwe Care Comm Project	Home Community Based Care	039-635	Uthungulu	Umlathuze	Enseleni	190 056.39
HIV/AIDS	Luwamba Multipurpose Centre	Home Community Based Care	061-964	Uthungulu	Umlathuze	Enseleni	512 602.22

<u>SUB-PROGRAM</u>	<u>NAME OF ORGANISATION</u>	<u>CATEGORY</u>	<u>NPO Reg Number:</u>	<u>DISTRICT MUNICIPALITY</u>	<u>LOCAL MUNICIPALITY</u>	<u>SERVICE OFFICEICE</u>	<u>EXPENDITURE PER BAS</u>
HIV/AIDS	Ntambanana	Home Community Based Care	035-890	Uthungulu	Umhlathuze	Richardsbay	483 273.85
HIV/AIDS	Ithembalempilo	Home Community Based Care	058-788	Uthungulu	Umhlathuze	Enseleni	487 443.29
HIV/AIDS	IkhayaIthemba	Home Community Based Care	052-464	Uthungulu	Umhlathuze	Richardsbay	465 716.02
HIV/AIDS	Mandlanzini Mqedi	Home Community Based Care	066-478	Uthungulu	Umhlathuze	Richardsbay	553 007.97
HIV/AIDS	Thandukuphila	Home Community Based Care	017-897	Uthungulu	Umhlathuze	Richardsbay	552 252.91
HIV/ AIDS	Asibambimpilo	HIV & AIDS	035-316	Amajuba	Dannhauser	Dannhauser	488 974.70
HIV/ AIDS	Bergville Well-Being Centre	HIV & AIDS	023-287	Uthukela	Okhahlamba	Dukuza	373 110.34
HIV/ AIDS	Bhambatha Dev Comm	HIV & AIDS	059-167	Umzinyathi	Umvoti	Greytown	122 916.55
HIV/ AIDS	Bhekuzulu Project	HIV & AIDS	013-529	Uthukela	Umtshezi	Estcourt	336 978.55
HIV/ AIDS	Ekuphumleniro Care Centre	HIV & AIDS	026-454	Umzinyathi	Endumeni	Dundee	-
HIV/ AIDS	Ekuphumleni Care Centre	HIV & AIDS	026-789	Umzinyathi	Endumeni	Dundee	-
HIV/ AIDS	Genyaneni Care	HIV & AIDS	056-150	Amajuba	Emadlangeni	Utrecht	446 836.03
HIV/ AIDS	Kwahilda Ongcwele	HIV & AIDS	030-585	Amajuba	Newcastle	Osizweni	191 036.37
HIV/ AIDS	Kwanele Home Based Care -	HIV & AIDS	031- 492	Umzinyathi	Nquthu	Nquthu	329 991.58
HIV/ AIDS	Livinghope Halfway House	HIV & AIDS	068-754	Uthukela	Umtshezi	Estcourt	347 520.10
HIV/ AIDS	Lungisani Drop In Centre	HIV & AIDS	048-480	Amajuba	Newcastle	Madadeni	404 799.74
HIV/ AIDS	Meals On Wheel Community	HIV & AIDS	011-280	Uthukela	Umtshezi	Estcourt	493 979.57
HIV/ AIDS	Morena Elphas Center	HIV & AIDS	023-168	Umzinyathi	Nquthu	Nquthu	135 099.80
HIV/ AIDS	Mpilonhle Project	HIV & AIDS	025-015	Uthukela	Emnambithi	Ladysmith	192 199.38
HIV/ AIDS	Newcastle Horizon	HIV & AIDS	036-379	Amajuba	Newcastle	Newcastle	216 174.14
HIV/ AIDS	Nondweni Zamimpilo	HIV & AIDS	039-488	Umzinyathi	Nqutu	Nquthu	335 879.20
HIV/ AIDS	Nquthu Aids Committee	HIV & AIDS	023-168	Umzinyathi	Nquthu	Nquthu	354 122.41
HIV/ AIDS	Nquthu Development Centre	HIV & AIDS	071-451	Umzinyathi	Nquthu	Nquthu	238 427.70
HIV/ AIDS	Okhahlamba Christian Centre	HIV & AIDS	049-353	Uthukela	Ukhahlamba	Bergville	208 521.02
HIV/ AIDS	Potters -Purpose Centre	HIV & AIDS	040-301	Amajuba	Newcastle	Newcastle	202 282.52
HIV/ AIDS	Qhuden Care Centre-	HIV & AIDS	072-974	Umzinyathi	Nquthu	Nquthu	331 796.27
HIV/ AIDS	Sicelimpilo Drop In Centre	HIV & AIDS	017-713	Uthukela	Indaka	Ekuvukeni	324 724.65
HIV/ AIDS	Sikhona Care Centre	HIV & AIDS	034-274	Uthukela	Emnambithi	Emnambithi	533 377.48
HIV/ AIDS	Sinozwelo Resource Centre-	HIV & AIDS	019-132	Umzinyathi	Msinga	Msinga	119 037.81
HIV/ AIDS	Siphuthando Comm Org	HIV & AIDS	038-935	Umzinyathi	Endumeni	Dundee	247 929.37
HIV/ AIDS	Siyanakekela Organisation	HIV & AIDS	038-711	Uthukela	Umtshezi	Estcourt	391 793.59
HIV/ AIDS	Siyathuthuka Drop In Centre	HIV & AIDS	049- 512	Amajuba	Newcastle	Madadeni	304 413.44
HIV/ AIDS	Sizisizwe Comm Care-	HIV & AIDS	086-965	Amajuba	Emadlangeni	Utrecht	210 434.40
HIV/ AIDS	Sukumuzenzele Comm Org	HIV & AIDS	056-410	Amajuba	Newcastle	Charlestown	352 735.29
HIV/ AIDS	Thembaletu Outreach	HIV & AIDS	096-222	Uthukela	Umtshezi	Estcourt	303 318.52
HIV/ AIDS	Tholimpilo Youth Organization	HIV & AIDS	019-621	Uthukela	Umtshezi	Estcourt	404 658.12
HIV/ AIDS	Umvoti Aids Centre	HIV & AIDS	022-955	Umzinyathi	Umvoti	Greytown	285 271.19

<u>SUB-PROGRAM</u>	<u>NAME OF ORGANISATION</u>	<u>CATEGORY</u>	<u>NPO Reg Number:</u>	<u>DISTRICT MUNICIPALITY</u>	<u>LOCAL MUNICIPALITY</u>	<u>SERVICE OFFICE/CE</u>	<u>EXPENDITURE PER BAS</u>
HIV/ AIDS	Yazingomakhelwane Wakho	HIV & AIDS	144-549	Uthukela	Umtshezi	Estcourt	276 932.92
HIV/ AIDS	Zintozimanukwenzeka	HIV & AIDS	017-334	Uthukela	Emnambithi	Ladysmith	159 839.02
HIV/ AIDS	Zuzimpilo Care Centre	HIV & AIDS	061-308	Uthukela	Emnambithi	Ladysmith	200 203.68
TOTAL FOR HIV/AIDS							66 679 217.93
Care & Services to Families	FAMSA - North	Welfare Organisation	002-259	Ethekwini	Durban	Durban	1 368 954.89
Care & Services to Families	FAMSA – South	Welfare Organisation	002-259	Ethekwini	Durban	Durban	618 344.28
Care & Services to Families	FAMSA - Ilembe	Welfare Organisation	002-259	Ethekwini	Durban	Durban	393 377.22
Care & Services to Families	FAMSA Umgungundlovu	Welfare Organisation	002-309	Umgungundlovu	Msunduzi	Pietermaritzburg	1 614 334.00
Care & Services to Families	FAMSA Ugu	Welfare Organisation	002-292	Ugu	Hibiscus Coast	Port Shepstone	401 680.00
Care & Services to Families	CMD:Umsinga	Welfare Organisation	009 - 231	Umzinyathi	Msinga	Msinga	460 499.00
Care & Services to Families	St. Anthony's Children Home	Welfare Organisation	004-202	Amajuba	Newcastle	Madadeni	83 420.00
Care & Services to Families	FAMSA-Zululand	Welfare Organisation	002-292	Zululand	Nongoma	Nongoma	202 742.08
Care & Services to Families	FAMSA-Uthungulu	Welfare Organisation	002-292	Uthungulu	Nkandla	Nkandla	201 790.40
Care & Services to Families	FAMSA-Umkhanyakude	Welfare Organisation	002-292	Umkhanyakude	Jozini	Ubombo	200 838.40
TOTAL FOR CARE AND SERVICES TO FAMILIES							5 545 980.27
Child Care & Protection Services	Chatsworth	Welfare Organisation.	002-286	Ethekwini	Chatsworth	Chatsworth	2 176 752.50
Child Care & Protection Services	Childline Family Centre	Welfare Organisation.	004-156	Ethekwini	Durban	Durban	2 248 641.00
Child Care & Protection Services	CMD Durban	Welfare Organisation.	009-231	Ethekwini	Durban	Durban	1 433 531.00
Child Care & Protection Services	Durban Children Society - North	Welfare Organisation.	002-259	Ethekwini	Durban	Durban	6 413 817.00
Child Care & Protection Services	Durban Children Society - South	Welfare Organisation.	002-259	Ethekwini	Durban	Durban	7 978 584.55
Child Care & Protection Services	SANCA	Welfare Organisation.	000-834	Ethekwini	Durban	Durban	240 244.00
Child Care & Protection Services	Tree	Welfare Organisation.	002-495	Ethekwini	Durban	Durban	51 990.75
Child Care & Protection Services	Cathulani	Welfare Organisation.	002-237	Ethekwini	Durban	Durban	602 555.00

<u>SUB-PROGRAM</u>	<u>NAME OF ORGANISATION</u>	<u>CATEGORY</u>	<u>NPO Reg Number:</u>	<u>DISTRICT MUNICIPALITY</u>	<u>LOCAL MUNICIPALITY</u>	<u>SERVICE OFFICEICE</u>	<u>EXPENDITURE PER BAS</u>
Child Care & Protection Services	Inanda	Welfare Organisation.	006-537	Ethekwini	Durban	Durban	1 219 254.60
Child Care & Protection Services	Kwa Mashu	Welfare Organisation.	002-291	Ethekwini	Durban	Durban	2 642 882.00
Child Care & Protection Services	Pinetown	Welfare Organisation.	002-208	Ethekwini	Durban	Durban	5 619 846.00
Child Care & Protection Services	Sibusisiwe	Welfare Organisation.	002-137	Ethekwini	Durban	Durban	602 520.00
Child Care & Protection Services	Phoenix	Welfare Organisation.	002-284	Ethekwini	Durban	Durban	2 890 562.00
Child Care & Protection Services	Stanger	Welfare Organisation.	002-336	Ilembe	Kwadakuza	Kwadakuza	2 620 900.00
Child Care & Protection Services	Amanzimtoti	Welfare Organisation.	002-169	Amanzimtoti	Amanzimtoti	Amanzimtoti	1 846 293.92
Child Care & Protection Services	Verulam	Welfare Organisation.	010-839	Verulam	Verulam	Verulam	2 299 485.00
Child Care & Protection Services	Private Place Of Safety-North	Welfare Organisation.	010-839	Verulam	Verulam	Verulam O	396 420.00
Child Care & Protection Services	Private Place Of Safety- South	Welfare Organisation.	010-839	Verulam	Verulam	Verulam	74 490.00
Child Care & Protection Services	Private Place Of Safety-Ilembe	Welfare Organisation.	010-839	Verulam	Verulam	Verulam	41 124.00
Child Care & Protection	Kokstad	Welfare Organisation	009-231	Harry Gwala	Greater Kokstad	Kokstad	200 840.00
Child Care & Protection	Kokstad	Welfare Organisation	002-116	Harry Gwala	Greater Kokstad	Kokstad	1 244 476.00
Child Care & Protection	Umzimkulu	Welfare Organisation	058-905	Harry Gwala	Umzimkhulu	Umzimkhulu	401 715.00
Child Care & Protection	CMD Port Shepstone	Welfare Organisation	009-231	Ugu	Hibiscus Coast	Port Shepstone	200 840.00
Child Care & Protection	Ekubusisweni	Welfare Organisation	002-285	Ugu	Umdoni	Umdoni	401 715.00
Child Care & Protection	Izingolweni	Welfare Organisation	011-635	Ugu	Ezingolweni	Ezingolweni	401 715.00
Child Care & Protection	Margate Care	Welfare Organisation	002-239	Ugu	Hibiscus Coast	Port Shepstone	1 244 441.00
Child Care & Protection	Port Shepstone	Welfare Organisation	002-209	Ugu	Hibiscus Coast	Port Shepstone	1 232 656.00
Child Care & Protection	South Coast Hospice	Welfare Organisation	002-411	Ugu	Hibiscus Coast	Port Shepstone	378 473.00
Child Care & Protection	The Place of Restoration	Welfare Organisation	004-524	Ugu	Hibiscus Coast	Port Shepstone	602 520.00

<u>SUB-PROGRAM</u>	<u>NAME OF ORGANISATION</u>	<u>CATEGORY</u>	<u>NPO Reg Number:</u>	<u>DISTRICT MUNICIPALITY</u>	<u>LOCAL MUNICIPALITY</u>	<u>SERVICE OFFICEICE</u>	<u>EXPENDITURE PER BAS</u>
Child Care & Protection	Themba Club Drop In Centre	Welfare Organisation	005-038	Ugu	Hibiscus Coast	Port Shepstone	200 840.00
Child Care & Protection	Umzinto	Welfare Organisation	022-330	Ugu	Umdoni	Umzinto	602 520.00
Child Care & Protection	Umzumbe	Welfare Organisation	002-558	Ugu	Umzumbe	Umzumbe	401 715.00
Child Care & Protection	Vulamehlo	Welfare Organisation	002-405	Ugu	Vulamehlo	Vulamehlo	401 715.00
Child Care & Protection	Ziphakamise Emseni Home	Welfare Organisation	002-360	Ugu	Hibiscus Coast	Port Shepstone	184 024.00
Child Care & Protection	Childline	Welfare Organisation	004-156	Umgungundlovu	Msunduzi	Pietermaritzburg	401 680.00
Child Care & Protection	CMD Natal	Welfare Organisation	009-231	Umgungundlovu	Msunduzi	Pietermaritzburg	240 241.00
Child Care & Protection	CMD Pietermaritzburg	Welfare Organisation	009-231	Umgungundlovu	Msunduzi	Pietermaritzburg	401 680.00
Child Care & Protection	Howick Hospice	Welfare Organisation	022-413	Umgungundlovu	Umgeni	Howick	354 876.00
Child Care & Protection	Impendle	Welfare Organisation	003-870	Umgungundlovu	Impendle	Impendle	366 349.00
Child Care & Protection	Lifeline	Welfare Organisation	002-128	Umgungundlovu	Msunduzi	Pietermaritzburg	401 680.00
Child Care & Protection	Mpolweni	Welfare Organisation	002-269	Umgungundlovu	Umshwati	New Hanover	401 715.00
Child Care & Protection	Msunduzi Hospice	Welfare Organisation	007-935	Umgungundlovu	Msunduzi	Pietermaritzburg	401 680.00
Child Care & Protection	Pietermaritzburg	Welfare Organisation	002-320	Umgungundlovu	Msunduzi	Pietermaritzburg	4 977 781.50
Child Care & Protection	Riverlife	Welfare Organisation	047-259	Umgungundlovu	Msunduzi	Pietermaritzburg	200 840.00
Child Care & Protection	S A V F	Welfare Organisation	002-338	Umgungundlovu	Msunduzi	Pietermaritzburg	957 027.00
Child Care & Protection	SA National Council	Welfare Organisation	000-834	Umgungundlovu	Msunduzi	Pietermaritzburg	419 292.00
Child Care & Protection	Thandanani Association	Welfare Organisation	006-136	Umgungundlovu	Msunduzi	Pietermaritzburg	401 689.00
Child Care & Protection	Private Places Of Safety	Private Places Of Safety	007-137	Umgungundlovu	Msunduzi	Pietermaritzburg	194 362.00
Child Care and Protection	Isibanisethemba	Welfare Organisation	010-354	Umkhanyakude	Jozini	Ingwavuma	593 614.68
Child Care and Protection	Lulisandla Kumntwana	Welfare Organisation	000-338	Umkhanyakude	Jozini	Mseleni	846 746.80

<u>SUB-PROGRAM</u>	<u>NAME OF ORGANISATION</u>	<u>CATEGORY</u>	<u>NPO Reg Number:</u>	<u>DISTRICT MUNICIPALITY</u>	<u>LOCAL MUNICIPALITY</u>	<u>SERVICE OFFICE/ICE</u>	<u>EXPENDITURE PER BAS</u>
Child Care and Protection	Zisisze Educational Trust	Welfare Organisation	048-137	Umkhanyakude	Jozini	Ingwavuma	403 580.80
Child Care and Protection	Amangwe Village	Welfare Organisation	102-338	Uthungulu	Umhlatuze	Richardsbay	644 955.64
Child Care and Protection	Melmoth	Welfare Organisation	009-231	Uthungulu	Mthonjaneni	Melmoth	401 676.80
Child Care and Protection	Eshowe Child Welfare	Welfare Organisation	002-262	Uthungulu	Umlalazi	Inkanyezi	401 676.80
Child Care and Protection	Empangeni Child Welfare	Welfare Organisation	002-136	Uthungulu	Umhlatuze	Enseleni	401 676.80
Child Care and Protection	Richards Bay Family Care	Welfare Organisation	002-151	Uthungulu	Umhlatuze	Richardsbay	1 452 142.92
Child Care and Protection	Sizanani Outreach Project	Welfare Organisation	069-216	Uthungulu	Nkandla	Nkandla	401 676.80
Child Care and Protection	CMD Pongola	Welfare Organisation	009-231	Zululand	Pongola	Simdlangenthsa	201 790.24
Child Care and Protection	CMD Vryheid	Welfare Organisation	009-231	Zululand	Abaqulusi	Vryheid	1 250 352.68
Child Care and Protection	Vryheid Child & Family	Welfare Organisation	002-183	Zululand	Abaqulusi	Vryheid	847 127.48
Child Care & Protection Services	Amangwe W	Welfare Organisation	002-559	Uthukela	Umtshezi	Estcourt	384 874.00
Child Care & Protection Services	CMD Dundee	Welfare Organisation	009-231	Umzinyathi	Endumeni	Dundee	267 127.00
Child Care & Protection Services	CMD Ladysmith	Welfare Organisation	009-231	Uthukela	Emnambithi	Ladysmith	1 244 511.00
Child Care & Protection Services	CMD Newcastle	Welfare Organisation	009-231	Amajuba	Newcastle	Newcastle	499 747.00
Child Care & Protection Services	CMD Nquthu	Welfare Organisation	009-231	Umzinyathi	Nquthu	Nquthu	152 341.00
Child Care & Protection Services	CMD Pomoroy	Welfare Organisation	009-339	Umzinyathi	Msinga	Msinga	775 955.00
Child Care & Protection Services	CMD Utrecht	Welfare Organisation	009-231	Amajuba	Emadlangeni	Utrecht	200 840.00
Child Care & Protection Services	Ezakheni	Welfare Organisation	013-073	Uthukela	Emnambithi	Ezakheni	401 680.00
Child Care & Protection Services	Greytown	Welfare Organisation	002-327	Umzinyathi	Umvoti	Greytown	635 742.00
Child Care & Protection Services	Kranskop	Welfare Organisation	002-327	Umzinyathi	Umvoti	Kranskop	199 890.00
Child Care & Protection Services	Ladysmith	Welfare Organisation	002-167	Uthukela	Emnambithi	Ladysmith	1 610 891.00

<u>SUB-PROGRAM</u>	<u>NAME OF ORGANISATION</u>	<u>CATEGORY</u>	<u>NPO Reg Number:</u>	<u>DISTRICT MUNICIPALITY</u>	<u>LOCAL MUNICIPALITY</u>	<u>SERVICE OFFICEICE</u>	<u>EXPENDITURE PER BAS</u>
Child Care & Protection Services	Lindokuhle	Welfare Organisation	011-387	Uthukela	Indaka	Ekuvukeni	300 511.00
Child Care & Protection Services	Newcastle	Welfare Organisation	002-219	Amajuba	Newcastle	Newcastle	676 761.00
Child Care & Protection Services	Phakamani	Welfare Organisation	022-554	Uthukela	Umtshezi	Bergville	401 680.00
Child Care & Protection Services	S.A CW	Welfare Organisation	000-834	Uthukela	Emnambithi	Ladysmith	485 228.00
Child Care & Protection Services	SAVF Msinga	Welfare Organisation	002-338	Umzinyathi	Msinga	Msinga	382 696.00
Child Care & Protection Services	SAVF Nquthu	Welfare Organisation	002-338	Umzinyathi	NQUTHU	NQUTHU	299 858.00
Child Care & Protection Services	SAVF Utrecht	Welfare Organisation	002-338	Amajuba	EMADLANGENI	UTRECHT	704 002.00
Child Care & Protection Services	Steadville	Welfare Organisation	002-133	Uthukela	EMNAMBITHI	Ladysmith Officeice	200 840.00
Child Care & Protection Services	Ukhahlamba	Welfare Organisation	004-204	Uthukela	OKHAHLAMBA	Bergville	199 888.00
Child Care & Protection Services	Isiphephelo	Welfare Organisation	004-205	Uthukela	OKHAHLAMBA	Bergville	499 052.00
Child Care & Protection Services	Place Of Safety	Place Of Safety	004-134	Uthukela	Emnambithi	Emanmbithi	14 834.99
Child Care & Protection Services	Place Of Safety	Place Of Safety	004-339	Amajuba	Newcastle	Newcastle	58 530.00
Child Care & Protection Services	Place Of Safety	Place Of Safety	004-178	Uthukela	Umtshezi	Estcourt	2 520.00
Child Care & Protection Services	Place Of Safety	Place Of Safety	004-765	Uthukela	Ukhahlamba	Bergville	17 046.00
Child Care & Protection Services	Bambanani Creche	ECD	064-028	Uthukela	Ukhahlamba	Bergville	66 439.00
Child Care & Protection Services	Bongani Creche	ECD	079-563	Uthukeka	Umtshezi	Estcourt	44 183.00
Child Care & Protection Services	Buhlephambili Creche	ECD	033-743	Uthukela	Indaka	Ekuvukeni	122 831.00
Child Care & Protection Services	Busisiwe Creche	ECD	064-231	Uthukela	Ukhahlamba	Bergville	79 970.00
Child Care & Protection Services	Colenso Thokoza Creche	ECD	002-397	Uthuke	Emnambithi	Ladysmith	51 442.00
Child Care & Protection Services	Drycott	ECD	031-132	Uthukela	Mtshezi	Estcourt	161 323.00
Child Care & Protection Services	Egageni Creche	ECD	121-487	Uthukela	Mtshezi	Estcourt	39 410.00

<u>SUB-PROGRAM</u>	<u>NAME OF ORGANISATION</u>	<u>CATEGORY</u>	<u>NPO Reg Number:</u>	<u>DISTRICT MUNICIPALITY</u>	<u>LOCAL MUNICIPALITY</u>	<u>SERVICE OFFICEICE</u>	<u>EXPENDITURE PER BAS</u>
Child Care & Protection Services	Ekukhanyeni Creche	ECD	033 -672	Uthukela	Emnambithi	Ladysmith	237 388.00
Child Care & Protection Services	Ekukhanyeni Creche	ECD	064-040	Uthukela	Ukhahlamba	Bergville	41 619.00
Child Care & Protection Services	Ekukhanyeni Creche	ECD	079-723	Uthukela	Umtshezi	Weenen	30 369.00
Child Care & Protection Services	Ekukhuliseni Pre-School	ECD	043-280	Uthukela	Emnambithi	Ladysmith	426 298.00
Child Care & Protection Services	Ekuphumuleni Creche	ECD	033 - 359	Uthukela	Emnambithi	Ladysmith	
Child Care & Protection Services	Ekuthuleni Creche	ECD	072-977	Uthukela	Ukhahlamba	Dukuza	71 680.00
Child Care & Protection Services	Ellen Margate Cooke	ECD	051-309	Uthukela	Emnambithi	Ezakheni	30 413.00
Child Care & Protection Services	Emseni Creche	ECD	017 -907	Uthukela	Ukhahlamba	Dukuza	94 576.00
Child Care & Protection Services	Enkanyisweni Nursery School	ECD	043-721	Uthukela	Umtshezi	Weenen	-
Child Care & Protection Services	Entokozweni	ECD	076-117	Uthukela	Ukhahlamba	Dukuza	47 944.00
Child Care & Protection Services	Fountain Of Life Creche	ECD	052-635	Uthukela	Mtshezi	Estcourt	166 001.00
Child Care & Protection Services	Fundakahle Creche	ECD	076-344	Uthukela	Ukhahlamba	Dukuza	-
Child Care & Protection Services	Gugulentsha	ECD	013-692	Uthukela	Indaka	Ekuvukeni	107 715.00
Child Care & Protection Services	Gugulethu Creche	ECD	076 -166	Uthukela	Ukhahlamba	Dukuza	55 961.00
Child Care & Protection Services	Ikhwezilokusa	ECD	071-625	Uthukela	Emnambithi	Ladysmith	-
Child Care & Protection Services	Impumelelo Creche	ECD	040-998	Uthukela	Mnambithi	Ezakheni	40 449.00
Child Care & Protection Services	Impumelelo Yabantwana	ECD	064-246	Uthukela	Ukhahlamba	Dukuza	76 326.00
Child Care & Protection Services	Isabelosethu Creche	ECD	072-065	Uthukeka	Mnambithi	Ezakheni	50 623.00
Child Care & Protection Services	Isandlasokwalusa Creche	ECD	047-160	Uthukela	Mnambithi	Ezakheni	81 189.00
Child Care & Protection Services	Jelly Tots Creche	ECD	089-833	Uthukela	Mnmbithi	Ezakheni	45 781.00
Child Care & Protection Services	Khethukuthula Creche	ECD	047-001	Uthukela	Ukhahlamba	Bergville	51 385.00

<u>SUB-PROGRAM</u>	<u>NAME OF ORGANISATION</u>	<u>CATEGORY</u>	<u>NPO Reg Number:</u>	<u>DISTRICT MUNICIPALITY</u>	<u>LOCAL MUNICIPALITY</u>	<u>SERVICE OFFICEICE</u>	<u>EXPENDITURE PER BAS</u>
Child Care & Protection Services	Khulakahle Creche	ECD	064-082	Uthukela	Mtshezi	Estcourt	51 354.00
Child Care & Protection Services	Khulansevu Creche	ECD	077-415	Uthukela	Ladysmith	Ladysmith	35 145.00
Child Care & Protection Services	Kwa - Dumisa Creche	ECD	002-512	Uthukela	Mtshezi	Weenen	417 479.00
Child Care & Protection Services	Lime Hill 041-	ECD	041 -850	Uthukela	Indaka	Ekuvukeni	156 339.00
Child Care & Protection Services	Lindokuhle Creche	ECD	031-815	Uthukela	Mnambithi	Ezakheni	115 267.00
Child Care & Protection Services	Lindokuhle Creche	ECD	045-118	Uthukela	Mtshezi	Estcourt	89 173.00
Child Care & Protection Services	Lindokuhle Creche	ECD	053-435	Uthukela	Ukhahlamba	Dukuza	62 836.00
Child Care & Protection Services	Masakhane Creche	ECD	045-834	Uthukela	Mtshezi	Estcourt	140 145.00
Child Care & Protection Services	Masakhane	ECD	073-168	Uthukela	Ukhahlamba	Dukuza	27 509.00
Child Care & Protection Services	Masibambane Creche	ECD	079-761	Uthukela	Mtshezi	Weenen	43 260.00
Child Care & Protection Services	Masibumbane Creche	ECD	036-894	Uthukela	Emnambithi	Ladysmith	157 709.00
Child Care & Protection Services	Masisizane	ECD	046 -467	Uthukela	Indaka	Ekuvukeni	-
Child Care & Protection Services	Mbalenhle Creche	ECD	045-331	Uthukela	Emnambithi	Ladysmith	38 737.00
Child Care & Protection Services	Mbalenhle Creche	ECD	044-375	Uthukela	Indaka	Ekuvukeni	-
Child Care & Protection Services	Minenhle Creche	ECD	036-390	Uthukela	Mnambithi	Ezakheni	214 059.00
Child Care & Protection Services	Mngwenya Creche	ECD	076-115	Uthukela	Mtshezi	Weenen	51 706.00
Child Care & Protection Services	Mpilentsha Creche	ECD	014 -396	Uthukela	Indaka	Ekuvukeni	49 847.00
Child Care & Protection Services	Mpumelelo Creche	ECD	030-494	Uthukela	Mnambithi	Ezakheni	110 432.00
Child Care & Protection Services	Nhlawe Creche	ECD	051-320	Uthukela	Mtshezi	Weenen	90 536.00
Child Care & Protection Services	Nkaseni Creche	ECD	070-211	Uthukela	Mtshezi	Weenen	73 603.00
Child Care & Protection Services	Noddy's Creche	ECD	043-110	Uthukela	Mnambithi	Ezakheni	264 922.00

<u>SUB-PROGRAM</u>	<u>NAME OF ORGANISATION</u>	<u>CATEGORY</u>	<u>NPO Reg Number:</u>	<u>DISTRICT MUNICIPALITY</u>	<u>LOCAL MUNICIPALITY</u>	<u>SERVICE OFFICE/ICE</u>	<u>EXPENDITURE PER BAS</u>
Child Care & Protection Services	Ora Et Labora	ECD	064-071	Uthukela	Ukhahlamba	Bergville	97 196.00
Child Care & Protection Services	Othandweni Creche	ECD	064 -059	Uthukela	Ukhahlamba	Bergville	106 343.00
Child Care & Protection Services	Phindangene Creche	ECD	064-141	Uthukela	Ukhahlamba	Bergville	56 850.00
Child Care & Protection Services	Phumelela Creche	ECD	034-337	Uthukela	Emnambithi	Ladysmith	134 238.00
Child Care & Protection Services	Phumuluzenzele	ECD	079 - 764	Uthukela	Ukhahlamba	Dukuza	56 522.00
Child Care & Protection Services	Qinisa Creche	ECD	114-363	Uthukela	Emnambithi	Ladysmith	25 504.00
Child Care & Protection Services	Samukelokuhle Dukuza	ECD	078-683	Uthukela	Ukhahlamba	Dukuza	136 981.00
Child Care & Protection Services	Samukelwe Creche	ECD	042-338	Uthukela	Mnambithi	Ezakheni	56 507.00
Child Care & Protection Services	Sandlwana Creche	ECD	072-934	Uthukela	Ukhahlamba	Dukuza	67 117.00
Child Care & Protection Services	Sekusile Creche	ECD	014-000	Uthukela	Mnambithi	Ezakheni	106 046.00
Child Care & Protection Services	Sibongile Creche	ECD	043-140	Uthukela	Indaka	Ekuvukeni	115 341.00
Child Care & Protection Services	Sibonokuhle Creche	ECD	076-156	Uthukela	Mnambithi	Ezakheni	40 083.00
Child Care & Protection Services	Sicelukuphila	ECD	057-158	Uthukela	Indaka	Ekuvukeni	113 244.00
Child Care & Protection Services	Sikhulakahle Creche	ECD	173-001	Uthukela	Emnambithi	Ladysmith	24 190.00
Child Care & Protection Services	Sikhulile Creche	ECD	030-936	Uthukela	Emnambithi	Ladysmith	41 487.00
Child Care & Protection Services	Silindokuhle Creche	ECD	063-762	Uthukela	Mtshezi	Estcourt	230 683.00
Child Care & Protection Services	Siphimfundo Creche	ECD	033-036	Uthukela	Emnambithi	Ezakheni	75 793.00
Child Care & Protection Services	Siphimfundo Creche	ECD	034-373	Uthukela	Mnambithi	Ladysmith	27 414.00
Child Care & Protection Services	Siphumelele Creche	ECD	039-358	Uthukela	Mnambithi	Ezakheni	142 145.00
Child Care & Protection Services	Sithabile Creche	ECD	042-372	Uthukela	Mnambithi	Ezakheni	204 503.00
Child Care & Protection Services	Siyabonga Creche	ECD	064-083	Uthukela	Mtshezi	Estcourt	34 925.00

<u>SUB-PROGRAM</u>	<u>NAME OF ORGANISATION</u>	<u>CATEGORY</u>	<u>NPO Reg Number:</u>	<u>DISTRICT MUNICIPALITY</u>	<u>LOCAL MUNICIPALITY</u>	<u>SERVICE OFFICEICE</u>	<u>EXPENDITURE PER BAS</u>
Child Care & Protection Services	Siyakhulisa Creche	ECD	012 -152	Uthukela	Indaka	Ekuvukeni	77 319.00
Child Care & Protection Services	Siyakhulisa Creche	ECD	064-201	Uthukela	Mtshezi	Estcourt	318 128.00
Child Care & Protection Services	Siyaphambili Creche	ECD	031-380	Uthukela	Emnambithi	Ladysmith	30 600.00
Child Care & Protection Services	Siyathanda Creche	ECD	034-120	Uthukela	Mnambithi	Ezakheni	68 606.00
Child Care & Protection Services	Siyathokoza Creche	ECD	050-675	Uthukela	Emnambithi	Ladysmith	57 093.00
Child Care & Protection Services	Siyathuthuka	ECD	059-453	Uthukela	Mnambithi	Ezakheni	70 757.00
Child Care & Protection Services	Siyazama Creche	ECD	043-792	Uthukela	Emnambithi	Ladysmith	149 215.00
Child Care & Protection Services	Sizakancane Creche	ECD	013-526	Uthukela	Emnambithi	Ladysmith	128 194.00
Child Care & Protection Services	Sizakancane Creche	ECD	079 - 869	Uthukela	Ukhahlamba	Dukuza	32 055.00
Child Care & Protection Services	Sizanani Creche	ECD	039-775	Uthukela	Mnambithi	Ezakheni	78 799.00
Child Care & Protection Services	Sizathina Creche	ECD	043-472	Uthukela	Mnambithi	Ezakheni	125 991.00
Child Care & Protection Services	Swelihle Creche	ECD	059-118	Uthukela	Mtshezi	Estcourt	241 322.00
Child Care & Protection Services	Thandanani Creche	ECD	064-288	Uthukela	Ukhahlamba	Estcourt	20 238.00
Child Care & Protection Services	Thandanani Creche	ECD	072-999	Uthukela	Mtshezi	Estcourt	56 041.00
Child Care & Protection Services	Thandokuhle Creche	ECD	026-154	Uthukela	Mnambithi	Ezakheni	16 273.00
Child Care & Protection Services	Thandokuhle Creche	ECD	026-154	Uthukela	Mnambithi	Escort	438 783.00
Child Care & Protection Services	Thandolwethu Creche	ECD	096 -408	Uthukela	Mnambithi	Ezakheni	87 271.00
Child Care & Protection Services	Thembalethu Creche	ECD	076 - 163	Uthukela	Mnambithi	Ezakheni	51 599.00
Child Care & Protection Services	Thembalihle Creche	ECD	049 -196	Uthukela	Mtshezi	Estcourt	75 182.00
Child Care & Protection Services	Thembelihle Creche	ECD	054-466	Uthukela	Mnambithi	Ezakheni	143 837.00
Child Care & Protection Services	Thokoza Creche	ECD	035-741	Uthukela	Mnambithi	Ezakheni	189 858.00

<u>SUB-PROGRAM</u>	<u>NAME OF ORGANISATION</u>	<u>CATEGORY</u>	<u>NPO Reg Number:</u>	<u>DISTRICT MUNICIPALITY</u>	<u>LOCAL MUNICIPALITY</u>	<u>SERVICE OFFICE/ICE</u>	<u>EXPENDITURE PER BAS</u>
Child Care & Protection Services	Tholimpilo Creche	ECD	080-348	Uthukela	Mtshezi	Estcourt	123 979.00
Child Care & Protection Services	Thubelihle Creche	ECD	021-052	Uthukela	Mtshezi	Estcourt	122 308.00
Child Care & Protection Services	Thuthuka Creche	ECD	029 -911	Uthukela	Indaka	Ekuvukeni	140 893.00
Child Care & Protection Services	Thuthukani Creche	ECD	064-193	Uthukela	Mtshezi	Estcourt	187 197.00
Child Care & Protection Services	Thuthukani	ECD	033-381	Uthukela	Emnambithi	Ladysmith	78 450.00
Child Care & Protection Services	Ukuthula Creche	ECD	010-089	Uthukela	Mtshezi	Estcourt	607 544.00
Child Care & Protection Services	Vezinthuthuko Creche	ECD	058-220	Uthukela	Mtshezi	Estcourt	297 196.00
Child Care & Protection Services	Vukuzakhe Creche	ECD	031-514	Uthukela	Mnambithi	Ezakheni	570 769.00
Child Care & Protection Services	Vulindlela Creche	ECD	055-776	Uthukela	Emnambithi	Ladysmith	80 526.00
Child Care & Protection Services	Vulingqondo Creche	ECD	010 -118	Uthukela	Indaka	Ekuvukeni	175 892.00
Child Care & Protection Services	Woodford Creche.	ECD	064-145	Uthukela	Ukhahlamba	Bergville	95 934.00
Child Care & Protection Services	Zamani Creche	ECD	043-638	Uthukela	Indaka	Ekuvukeni	-
Child Care & Protection Services	Zamokuhle Creche	ECD	040-248	Uthukela	Mnambithi	Ezakheni	78 014.00
Child Care & Protection Services	Zamokuhle Creche	ECD	076 -113	Uthukela	Ukhahlamba	Bergville	63 277.00
Child Care & Protection Services	Zamukuzenzela Creche	ECD	079-806	Uthukela	Ukhahlamba	Dukuza	37 794.00
Child Care & Protection Services	Zenzeleni Creche	ECD	064-198	Uthukela	Mtshezi	Estcourt	353 180.00
Child Care & Protection Services	Zethembe Creche	ECD	022-131	Uthukela	Mtshezi	Estcourt	34 997.00
Child Care & Protection Services	Zimiseleni Creche	ECD	064-144	Uthukela	Mtshezi	Estcourt	99 820.00
Child Care & Protection Services	Zizamaleni Creche	ECD	007-136	Uthukela	Indaka	Ekuvukeni	102 493.00
Child Care & Protection Services	Bambanani Creche	ECD	069-283	Umzinyathi	Msinga	Msinga	101 426.00
Child Care & Protection Services	Bambuhlanga Creche	ECD	084-013	Umzinyathi	Nquthu	Nquthu	96 206.00

<u>SUB-PROGRAM</u>	<u>NAME OF ORGANISATION</u>	<u>CATEGORY</u>	<u>NPO Reg Number:</u>	<u>DISTRICT MUNICIPALITY</u>	<u>LOCAL MUNICIPALITY</u>	<u>SERVICE OFFICE/ICE</u>	<u>EXPENDITURE PER BAS</u>
Child Care & Protection Services	Buhlebuyeza Creche	ECD	069-144	Umzinyathi	Nquthu	Nquthu	111 117.00
Child Care & Protection Services	Busy Bee Creche	ECD	089-750	Umzinyathi	Mvoti	Greytown	67 521.00
Child Care & Protection Services	Dumisani Lembede Creche	ECD	086-077	Umzinyathi	Mvoti	Greytown	108 381.00
Child Care & Protection Services	Early Bird Creche	ECD	054-951	Umzinyathi	Mvoti	Greytown	145 086.00
Child Care & Protection Services	Ekukhanyeni Creche	ECD	036-599	Umzinyathi	Msinga	Msinga	170 052.00
Child Care & Protection Services	Enhlanhleni Creche	ECD	044-478	Umzinyathi	Mvoti	Kranskop	78 806.00
Child Care & Protection Services	Enkanyisweni Creche	ECD	043-721	Umzinyathi	Msinga	Msinga	84 257.00
Child Care & Protection Services	Fahlaza Creche	ECD	083-996	Umzinyathi	Nquthu	Nquthu	74 455.00
Child Care & Protection Services	Freddie Mhlongo Creche	ECD	044-282	Umzinyathi	Mvoti	Greytown	124 622.00
Child Care & Protection Services	Gcinukuthula Creche	ECD	076-746	Umzinyathi	Dundee	Endumeni	50 969.00
Child Care & Protection Services	Hlangabeza Creche	ECD	083-994	Umzinyathi	Nquthu	Nquthu	33 501.00
Child Care & Protection Services	Hlakaniphani Creche	ECD	044-779	Umzinyathi	Mvoti	Greytown	119 792.00
Child Care & Protection Services	Hlanganani Creche	ECD	031 -813	Umzinyathi	Nquthu	Nquthu	76 974.00
Child Care & Protection Services	Hlanganani Creche	ECD	040 -605	Umzinyathi	Msinga	Msinga	79 341.00
Child Care & Protection Services	Hluzingqondo Creche	ECD	032-195	Umzinyathi	Nquthu	Nquthu	111 380.00
Child Care & Protection Services	Ikusasa Elihle Creche	ECD	035-573	Umzinyathi	Nquthu	Nquthu	95 498.00
Child Care & Protection Services	Imizamoyethu Creche	ECD	064-151	Umzinyathi	Mvoti	Greytown	170 963.00
Child Care & Protection Services	Isibanisethu Creche	ECD	031-789	Umzinyathi	Nquthu	Nquthu	202 648.00
Child Care & Protection Services	Isibusisiwe Creche	ECD	032-358	Umzinyathi	Nquthu	Nquthu	155 024.00
Child Care & Protection Services	Isibukosabasha Creche	ECD	114-932	Umzinyathi	Nquthu	Nquthu	106 025.00
Child Care & Protection Services	Isithelo Esihle	ECD	064 -176	Umzinyathi	Msinga	Msinga	64 381.00

<u>SUB-PROGRAM</u>	<u>NAME OF ORGANISATION</u>	<u>CATEGORY</u>	<u>NPO Reg Number:</u>	<u>DISTRICT MUNICIPALITY</u>	<u>LOCAL MUNICIPALITY</u>	<u>SERVICE OFFICE/CE</u>	<u>EXPENDITURE PER BAS</u>
Child Care & Protection Services	Isiyazama Creche	ECD	117-799	Umzinyathi	Nquthu	Nquthu	92 090.00
Child Care & Protection Services	Jabulani Creche	ECD	032-081	Umzinyathi	Nquthu	Nquthu	123 785.00
Child Care & Protection Services	Jehova Ngihlenge Creche	ECD	045-914	Umzinyathi	Mvoti	Kranskop	77 613.00
Child Care & Protection Services	Khanyakusa Creche	ECD	064-194	Umzinyathi	Mvoti	Greytown	122 615.00
Child Care & Protection Services	Khanyisani Creche	ECD	045-023	Umzinyathi	Mvoti	Greytown	129 428.00
Child Care & Protection Services	Khayelihle Creche	ECD	036-348	Umzinyathi	Nquthu	Nquthu	89 487.00
Child Care & Protection Services	Khomba Creche	ECD	053-027	Umzinyathi	Mvoti	Kranskop	128 144.00
Child Care & Protection Services	Khulanolwazi Creche	ECD	043-491	Umzinyathi	Endumeni	Glencoe	118 608.00
Child Care & Protection Services	Khulancane Creche	ECD	117-919	Umzinyathi	Nquthu	Nquthu	61 187.00
Child Care & Protection Services	Khulani Creche	ECD	116-203	Umzinyathi	Nquthu	Nquthu	69 234.00
Child Care & Protection Services	Khulani Creche	ECD	043-299	Umzinyathi	Msinga	Msinga	227 357.00
Child Care & Protection Services	Khulasizwe Creche	ECD	072-979	Umzinyathi	Umvoti	Greytown	-
Child Care & Protection Services	Khulasizwe	ECD	072-989	Umzinyathi	Mvoti	Greytown	83 990.00
Child Care & Protection Services	Khuthala Creche	ECD	056-041	Umzinyathi	Nquthu	Nquthu	110 295.00
Child Care & Protection Services	Kopanang Creche	ECD	031-978	Umzinyathi	Nquthu	Nquthu	121 828.00
Child Care & Protection Services	Kwenzokuhle	ECD	066 -079	Umzinyathi	Msinga	Msinga	172 352.00
Child Care & Protection Services	Lamula Creche	ECD	090-388	Umzinyathi	Nquthu	Nquthu	57 479.00
Child Care & Protection Services	Landulwazi Creche	ECD	045-332	Umzinyathi	Msinga	Msinga	52 952.00
Child Care & Protection Services	Lesedi Creche	ECD	083-995	Umzinyathi	Nquthu	Nquthu	106 510.00
Child Care & Protection Services	Letcee Creche	ECD	012-316	Umzinyathi	Mvoti	Greytown	547 608.00
Child Care & Protection Services	Little Teddy Bear Creche	ECD	088-896	Umzinyathi	Nquthu	Nquthu	77 437.00

<u>SUB-PROGRAM</u>	<u>NAME OF ORGANISATION</u>	<u>CATEGORY</u>	<u>NPO Reg Number:</u>	<u>DISTRICT MUNICIPALITY</u>	<u>LOCAL MUNICIPALITY</u>	<u>SERVICE OFFICE/CE</u>	<u>EXPENDITURE PER BAS</u>
Child Care & Protection Services	Mafetleng Creche	ECD	057-640	Umzinyathi	Nquthu	Nquthu	105 061.00
Child Care & Protection Services	Mahlungulu Creche	ECD	033-076	Umzinyathi	Nquthu	Nquthu	149 678.00
Child Care & Protection Services	Maseseng Creche	ECD	031-651	Umzinyathi	Nquthu	Nquthu	54 435.00
Child Care & Protection Services	Mathubeszwe Creche	ECD	044-358	Umzinyathi	Msinga	Msinga	82 971.00
Child Care & Protection Services	Mawozini Creche	ECD	043-477	Umzinyathi	Msinga	Msinga	119 749.00
Child Care & Protection Services	Mbaliyesizwe Creche	ECD	038-227	Umzinyathi	Mvoti	Greytown	93 497.00
Child Care & Protection Services	Mehlokazulu Creche	ECD	067-740	Umzinyathi	Nquthu	Nquthu	147 021.00
Child Care & Protection Services	Mqeqeshwa Creche	ECD	034-265	Umzinyathi	Nquthu	Nquthu	75 869.00
Child Care & Protection Services	Mseni Creche	ECD	079-743	Umzinyathi	Nquthu	Nquthu	52 005.00
Child Care & Protection Services	Mzomusha	ECD	045-392	Umzinyathi	Msinga	Msinga	101 489.00
Child Care & Protection Services	Ndlelenhle Creche	ECD	090-731	Umzinyathi	Nquthu	Nquthu	116 368.00
Child Care & Protection Services	Ngudle	ECD	037-188	Umzinyathi	Msinga	Msinga	99 324.00
Child Care & Protection Services	Nhloya Creche	ECD	060-097	Umzinyathi	Nquthu	Nquthu	115 073.00
Child Care & Protection Services	Nkanyisweni Creche	ECD	034-952	Umzinyathi	Nquthu	Nquthu	194 735.00
Child Care & Protection Services	Nkululeko Creche	ECD	069-142	Umzinyathi	Msinga	Msinga	92 328.00
Child Care & Protection Services	Nomkhosi Creche	ECD	057-641	Umzinyathi	Nquthu	Nquthu	183 858.00
Child Care & Protection Services	Nothisiwe	ECD	032-560	Umzinyathi	Nquthu	Nquthu	162 248.00
Child Care & Protection Services	Ntandoyesizwe Creche	ECD	070-964	Umzinyathi	Nquthu	Nquthu	56 395.00
Child Care & Protection Services	Ntando Creche	ECD	044-994	Umzinyathi	Mvoti	Kranskop	81 200.00
Child Care & Protection Services	Ntethelelo Creche	ECD	084-027	Umzinyathi	Nquthu	Nquthu	110 093.00
Child Care & Protection Services	Ntshisekelo Creche	ECD	097-059	Umzinyathi	Nquthu	Nquthu	69 796.00

<u>SUB-PROGRAM</u>	<u>NAME OF ORGANISATION</u>	<u>CATEGORY</u>	<u>NPO Reg Number:</u>	<u>DISTRICT MUNICIPALITY</u>	<u>LOCAL MUNICIPALITY</u>	<u>SERVICE OFFICE/CE</u>	<u>EXPENDITURE PER BAS</u>
Child Care & Protection Services	Ntuthukokazulu Creche	ECD	032-364	Umzinyathi	Nquthu	Nquthu	82 259.00
Child Care & Protection Services	Ntuzuma Creche	ECD	094-008	Umzinyathi	Nquthu	Nquthu	91 973.00
Child Care & Protection Services	Othandweni Creche	ECD	082-219	Umzinyathi	Ndumeni	Dundee	82 418.00
Child Care & Protection Services	Phaphamani Creche	ECD	069-282	Umzinyathi	Msinga	Msinga	108 592.00
Child Care & Protection Services	Phembisizwe Creche	ECD	032-097	Umzinyathi	Nquthu	Nquthu	78 078.00
Child Care & Protection Services	Philani	ECD	090-672	Umzinyathi	Mvoti	Greytown	179 926.00
Child Care & Protection Services	Phowane Creche	ECD	042-747	Umzinyathi	Msinga	Msinga	102 747.00
Child Care & Protection Services	Qalulwazi Creche	ECD	064-105	Umzinyathi	Mvoti	Greytown	112 078.00
Child Care & Protection Services	Qondukuphila Creche	ECD	069-147	Umzinyathi	Msinga	Msinga	158 092.00
Child Care & Protection Services	Sakhisizwe Creche	ECD	069-197	Umzinyathi	Endumeni	Glencoe	96 028.00
Child Care & Protection Services	Sakhisizwe Creche	ECD	032-368	Umzinyathi	Nquthu	Nquthu	62 357.00
Child Care & Protection Services	Sebenzokuhle Creche	ECD	042-954	Umzinyathi	Mvoti	Kranskop	123 398.00
Child Care & Protection Services	Sekusile	ECD	064-196	Umzinyathi	Mvoti	Greytown	94 901.00
Child Care & Protection Services	Sibahle Creche	ECD	090-681	Umzinyathi	Nquthu	Nquthu	263 163.00
Child Care & Protection Services	Sicelinhlanhla Creche	ECD	064-200	Umzinyathi	Mvoti	Greytown	187 436.00
Child Care & Protection Services	Sifisokuhle Creche	ECD	032-113	Umzinyathi	Nquthu	Nquthu	52 989.00
Child Care & Protection Services	Sifunuxolo Creche	ECD	031-820	Umzinyathi	Nquthu	Nquthu	478 490.00
Child Care & Protection Services	Silethuthando Creche	ECD	083-777	Umzinyathi	Endumeni	Dundee	92 029.00
Child Care & Protection Services	Silindokuhle Creche	ECD	070-986	Umzinyathi	Nquthu	Nquthu	95 136.00
Child Care & Protection Services	Sinqobile Creche	ECD	089-806	Umzinyathi	Umvoti	Kranskop	121 386.00
Child Care & Protection Services	Sithandokuhle Creche	ECD	090-761	Umzinyathi	Nquthu	Nquthu	70 278.00

<u>SUB-PROGRAM</u>	<u>NAME OF ORGANISATION</u>	<u>CATEGORY</u>	<u>NPO Reg Number:</u>	<u>DISTRICT MUNICIPALITY</u>	<u>LOCAL MUNICIPALITY</u>	<u>SERVICE OFFICE/CE</u>	<u>EXPENDITURE PER BAS</u>
Child Care & Protection Services	Siyacathula	ECD	049-765	Umzinyathi	Mvoti	Kranskop	57 997.00
Child Care & Protection Services	Siyadumisa Ntunjambili Creche	ECD	069-145	Umzinyathi	Mvoti	Kranskop	177 038.00
Child Care & Protection Services	Siyakhula Creche	ECD	044-368	Umzinyathi	Msinga	Msinga	118 950.00
Child Care & Protection Services	Siyathuthuka Creche	ECD	031-806	Umzinyathi	Nquthu	Nquthu	59 539.00
Child Care & Protection Services	Siyathuthuka Creche	ECD	064-136	Umzinyathi	Mvoti	Greytown	89 979.00
Child Care & Protection Services	Siyathuthuka Creche	ECD	069-157	Umzinyathi	msinga	msinga	86 650.00
Child Care & Protection Services	Siyazama	ECD	059-428	Umzinyathi	Msinga	Msinga	164 422.00
Child Care & Protection Services	Sizakancane Creche	ECD	031-992	Umzinyathi	Nquthu	Nquthu	109 588.00
Child Care & Protection Services	Sizanani Creche	ECD	082-222	Umzinyathi	Endumeni	Glencoe	38 360.00
Child Care & Protection Services	Sizanani Creche	ECD	084-016	Umzinyathi	Nquthu	Nquthu	116 383.00
Child Care & Protection Services	Sukuma	ECD	035-948	Umzinyathi	Msinga	Msinga	123 691.00
Child Care & Protection Services	Talana Creche	ECD	082-212	Umzinyathi	Endumeni	Dundee	363 378.00
Child Care & Protection Services	Thandanani Creche	ECD	046-506	Umzinyathi	Nquthu	Nquthu	65 040.00
Child Care & Protection Services	Thandukwazi Creche	ECD	054-211	Umzinyathi	Nquthu	Nquthu	54 156.00
Child Care & Protection Services	Thembaletu Creche	ECD	069-143	Umzinyathi	Greytown	Umvoti	122 484.00
Child Care & Protection Services	Thembaletu Creche	ECD	036-526	Umzinyathi	Msinga	Msinga	166 970.00
Child Care & Protection Services	Thembelani Creche	ECD	079-737	Umzinyathi	Msinga	Msinga	137 332.00
Child Care & Protection Services	Tholulwazi Creche	ECD	042-131	Umzinyathi	Nquthu	Nquthu	68 678.00
Child Care & Protection Services	Thusanang Creche	ECD	069-266	Umzinyathi	Nquthu	Nquthu	61 595.00
Child Care & Protection Services	Umusawenkosi Creche	ECD	074-902	Umzinyathi	Nquthu	Nquthu	88 687.00
Child Care & Protection Services	Valumlomo Creche	ECD	069-268	Umzinyathi	Greytown	Umvoti	29 169.00

<u>SUB-PROGRAM</u>	<u>NAME OF ORGANISATION</u>	<u>CATEGORY</u>	<u>NPO Reg Number:</u>	<u>DISTRICT MUNICIPALITY</u>	<u>LOCAL MUNICIPALITY</u>	<u>SERVICE OFFICE/CE</u>	<u>EXPENDITURE PER BAS</u>
Child Care & Protection Services	Velakahle Creche	ECD	044-278	Umzinyathi	Mvoti	Greytown	97 824.00
Child Care & Protection Services	Vezokuhle Creche	ECD	046-121	Umzinyathi	Endumeni	Glencoe	175 481.00
Child Care & Protection Services	Vezuthando Creche	ECD	083-979	Umzinyathi	Nquthu	Nquthu	102 532.00
Child Care & Protection Services	Vukukhanye Creche	ECD	064-088	Umzinyathi	Nquthu	Nquthu	49 195.00
Child Care & Protection Services	Vukuzakhe Creche	ECD	032-542	Umzinyathi	Nquthu	Nquthu	105 406.00
Child Care & Protection Services	Vukuzakhe Creche	ECD	043-660	Umzinyathi	Endumeni	Dundee	176 855.00
Child Care & Protection Services	Vukuzithathe Creche	ECD	083-980	Umzinyathi	Nquthu	Nquthu	117 889.00
Child Care & Protection Services	Vulamehlo Creche	ECD	035-889	Umzinyathi	Msinga	Msinga	303 964.00
Child Care & Protection Services	Vulindlela Creche	ECD	048-928	Umzinyathi	Msinga	Msinga	83 611.00
Child Care & Protection Services	Zakheleni Creche	ECD	102-679	Umzinyathi	Nquthu	Nquthu	84 298.00
Child Care & Protection Services	Zakheni Creche	ECD	084-122	Umzinyathi	Nquthu	Nquthu	50 368.00
Child Care & Protection Services	Zakheni Creche	ECD	033-048	Umzinyathi	Nquthu	Nquthu	-
Child Care & Protection Services	Zamani Creche	ECD	031-902	Umzinyathi	Nquthu	Nquthu	77 216.00
Child Care & Protection Services	Zamani Creche	ECD	032-989	Umzinyathi	Nquthu	Nquthu	354 785.00
Child Care & Protection Services	Zamokuhle	ECD	036-171	Umzinyathi	Msinga	Msinga	182 196.00
Child Care & Protection Services	Zamukukhanya Creche	ECD	057-802	Umzinyathi	Mvoti	Greytown	170 273.00
Child Care & Protection Services	Zenzeleni Creche	ECD	042-842	Umzinyathi	Endumeni	Dundee	57 261.00
Child Care & Protection Services	Zinikeleni Creche	ECD	069-167	Umzinyathi	Endumeni	Glencoe	91 911.00
Child Care & Protection Services	Ziphazonke Creche	ECD	049 -443	Umzinyathi	Mvoti	Greytown	117 857.00
Child Care & Protection Services	Zizamele Creche	ECD	069-265	Umzinyathi	Mvoti	Msinga	193 336.00
Child Care & Protection Services	Advent Creche	ECD	026-371	Amajuba	Newcastle	Osizweni	247 738.00

<u>SUB-PROGRAM</u>	<u>NAME OF ORGANISATION</u>	<u>CATEGORY</u>	<u>NPO Reg Number:</u>	<u>DISTRICT MUNICIPALITY</u>	<u>LOCAL MUNICIPALITY</u>	<u>SERVICE OFFICE/CE</u>	<u>EXPENDITURE PER BAS</u>
Child Care & Protection Services	Bambanani Creche	ECD	072-987	Amajuba	Newcastle	Newcastle	59 908.00
Child Care & Protection Services	Black Bank Creche	ECD	043-506	Amajuba	Newcastle	Osizweni	62 638.00
Child Care & Protection Services	Bomikazi Creche	ECD	123-492	Amajuba	Dannhauser	Dannhauser	46 557.00
Child Care & Protection Services	Buhlebethu Pre-School	ECD	034-043	Amajuba	Newcastle	Madadeni	158 087.00
Child Care & Protection Services	Ekukhanyeni Creche	ECD	029-462	Amajuba	Newcastle	Madadeni	111 631.00
Child Care & Protection Services	Ekukhanyeni Creche	ECD	055-332	Amajuba	Newcastle	Osizweni	134 632.00
Child Care & Protection Services	Ekuthuleni Creche	ECD	064-236	Amajuba	Newcastle	Newcastle	124 458.00
Child Care & Protection Services	Ekuthuleni Pre-School	ECD	055-613	Amajuba	Newcastle	Osizweni	138 305.00
Child Care & Protection Services	Ekuthuleni Day Care Centre	ECD	043-220	Amajuba	Newcastle	Osizweni	170 389.00
Child Care & Protection Services	Esidinini Creche	ECD	051-628	Amajuba	Newcastle	Madadeni	286 793.00
Child Care & Protection Services	Ethembeni Creche	ECD	069 -438	Amajuba	Newcastle	Madadeni	76 656.00
Child Care & Protection Services	Gijimani Creche	ECD	073-116	Amajuba	Newcastle	Newcastle	88 467.00
Child Care & Protection Services	Haig Creche	ECD	106-898	Amajuba	Newcastle	Newcastle	36 543.00
Child Care & Protection Services	Hlosokuhle Creche	ECD	030-054	Amajuba	Newcastle	Osizweni	169 689.00
Child Care & Protection Services	Ikhwezi Creche	ECD	056-041	Amajuba	Newcastle	Osizweni	117 729.00
Child Care & Protection Services	Ikusasaletu Creche	ECD	070-894	Amajuba	Newcastle	Madadeni	244 366.00
Child Care & Protection Services	Imbali Encane Creche	ECD	033-024	Amajuba	Newcastle	Madadeni	58 985.00
Child Care & Protection Services	Indumiso Creche	ECD	045-252	Amajuba	Newcastle	Madadeni	175 535.00
Child Care & Protection Services	Inhlakanipho Creche	ECD	059-304	Amajuba	Dannhauser	Dannhauser	120 494.00
Child Care & Protection Services	Inkanyezi Yokusa Creche	ECD	058-105	Amajuba	Newcastle	Osizweni	158 049.00
Child Care & Protection Services	Isulabasha Creche	ECD	061-660	Amajuba	Newcastle	Madadeni	125 798.00

<u>SUB-PROGRAM</u>	<u>NAME OF ORGANISATION</u>	<u>CATEGORY</u>	<u>NPO Reg Number:</u>	<u>DISTRICT MUNICIPALITY</u>	<u>LOCAL MUNICIPALITY</u>	<u>SERVICE OFFICE/CE</u>	<u>EXPENDITURE PER BAS</u>
Child Care & Protection Services	Isulabasha Creche	ECD	069-273	Amajuba	Dannhauser	Dannhauser	103 395.00
Child Care & Protection Services	Joy Creche	ECD	033-621	Amajuba	Dannhauser	Dannhauser	106 623.00
Child Care & Protection Services	Joy Day Care Centre	ECD	092-641	Amajuba	Newcastle	Madadeni	87 220.00
Child Care & Protection Services	Khanyisa Creche	ECD	038-288	Amajuba	Newcastle	Osizweni	69 533.00
Child Care & Protection Services	Khayelihle Creche	ECD	059-452	Amajuba	Dannhauser	Dannhauser	58 290.00
Child Care & Protection Services	Khethimfundo Creche	ECD	090-420	Amajuba	Newcastle	Madadeni	37 632.00
Child Care & Protection Services	Khulani Empondo Creche	ECD	090-420	Amajuba	Newcastle	Newcastle	20 834.00
Child Care & Protection Services	Khulani Sithembile Creche	ECD	069-258	Amajuba	Dannhauser	Dannhauser	94 931.00
Child Care & Protection Services	Kukhanyakude Creche	ECD	043 -115	Amajuba	Newcastle	Osizweni	134 111.00
Child Care & Protection Services	Lolly Pop Creche	ECD	055-336	Amajuba	Newcastle	Osizweni	267 697.00
Child Care & Protection Services	Marry Queen Creche	ECD	030-047	Amajuba	Newcastle	Osizweni	146 336.00
Child Care & Protection Services	Masibumbane Creche	ECD	071-997	Amajuba	Newcastle	Madadeni	73 623.00
Child Care & Protection Services	Mbaliyezwe Creche	ECD	055-337	Amajuba	Newcastle	Osizweni	56 472.00
Child Care & Protection Services	Masizakhe Creche	ECD	076-351	Amajuba	Newcastle	Osizweni	166 828.00
Child Care & Protection Services	Moyomuhle Creche	ECD	091-907	Amajuba	Newcastle	Madadeni	52 924.00
Child Care & Protection Services	Muzikayise Creche	ECD	042-817	Amajuba	Newcastle	Madadeni	61 140.00
Child Care & Protection Services	Mzamo Creche	ECD	054-457	Amajuba	Newcastle	Madadeni	62 606.00
Child Care & Protection Services	Nkululeko Creche	ECD	059-098	Amajuba	Newcastle	Madadeni	-
Child Care & Protection Services	Ntuthuko Creche	ECD	052-776	Amajuba	Dannhauser	Dannhauser	99 154.00
Child Care & Protection Services	Othandweni Creche	ECD	045-351	Amajuba	Dannhauser	Dannhauser	157 984.00
Child Care & Protection Services	Othandweni Creche	ECD	072-992	Amajuba	Newcastle	Osizweni	58 186.00

<u>SUB-PROGRAM</u>	<u>NAME OF ORGANISATION</u>	<u>CATEGORY</u>	<u>NPO Reg Number:</u>	<u>DISTRICT MUNICIPALITY</u>	<u>LOCAL MUNICIPALITY</u>	<u>SERVICE OFFICE/ICE</u>	<u>EXPENDITURE PER BAS</u>
Child Care & Protection Services	Peter Pan	ECD	002-219	Amajuba	Newcastle	Newcastle	106 597.00
Child Care & Protection Services	Phakamani Creche	ECD	012-779	Amajuba	Newcastle	Osizweni	147 880.00
Child Care & Protection Services	Phaphama Creche	ECD	044-172	Amajuba	Newcastle	Madadeni	81 798.00
Child Care & Protection Services	Phokweni Creche	ECD	073-017	Amajuba	Newcastle	Newcastle	28 708.00
Child Care & Protection Services	Phelandaba Creche	ECD	116-356	Amajuba	Dannhauser	Dannhauser	120 741.00
Child Care & Protection Services	Phembokuhle Creche	ECD	059-396	Amajuba	Dannhauser	Dannhauser	90 097.00
Child Care & Protection Services	Phembokuhle Creche	ECD	031-867	Amajuba	Newcastle	Madadeni	52 860.00
Child Care & Protection Services	Philile Creche	ECD	043-452	Amajuba	Newcastle	Osizweni	164 173.00
Child Care & Protection Services	Rosary Creche	ECD	071-065	Amajuba	Newcastle	Madadeni	201 638.00
Child Care & Protection Services	Sakhisizwe Creche	ECD	055-339	Amajuba	Newcastle	Osizweni	92 543.00
Child Care & Protection Services	Senzokwethu Creche	ECD	081-032	Amajuba	Newcastle	Osizweni	120 491.00
Child Care & Protection Services	Shongololo Creche	ECD	079-788	Amajuba	Dannhauser	Dannhauser	113 123.00
Child Care & Protection Services	Sibahlesinje Creche	ECD	058-936	Amajuba	Dannhauser	Dannhauser	131 660.00
Child Care & Protection Services	Sifunulwazi Creche	ECD	072 - 952	Amajuba	Newcastle	Charlestown	45 764.00
Child Care & Protection Services	Silindokuhle Creche	ECD	045-742	Amajuba	Newcastle	Madadeni	94 944.00
Child Care & Protection Services	Simelokuhle Creche	ECD	058-094	Amajuba	Newcastle	Madadeni	111 624.00
Child Care & Protection Services	Simisokuhle Creche	ECD	069-940	Amajuba	Newcastle	Madadeni	112 997.00
Child Care & Protection Services	Sinamuva Creche	ECD	583-464	Amajuba	Newcastle	Newcastle	99 340.00
Child Care & Protection Services	Siphesihle Flint Creche	ECD	033-534	Amajuba	Dannhauser	Dannhauser	131 271.00
Child Care & Protection Services	Siphintuthuko Creche	ECD	097-137	Amajuba	Emadlangeni	Utrecht	155 509.00
Child Care & Protection Services	Siphosethu Creche	ECD	031-334	Amajuba	Newcastle	Madadeni	198 968.00

<u>SUB-PROGRAM</u>	<u>NAME OF ORGANISATION</u>	<u>CATEGORY</u>	<u>NPO Reg Number:</u>	<u>DISTRICT MUNICIPALITY</u>	<u>LOCAL MUNICIPALITY</u>	<u>SERVICE OFFICEICE</u>	<u>EXPENDITURE PER BAS</u>
Child Care & Protection Services	Siphukuthula Creche	ECD	055-340	Amajuba	Newcastle	Osizweni	112 803.00
Child Care & Protection Services	Siyakhul Siphukukhany Creche	ECD	103-000	Amajuba	Dannhauser	Newcastle	119 566.00
Child Care & Protection Services	Siyanakekelwa Creche	ECD	058-407	Amajuba	Newcastle	Madadeni	81 865.00
Child Care & Protection Services	Siyanamukela	ECD	069-263	Amajuba	Newcastle	Newcastle	95 199.00
Child Care & Protection Services	Siyancenga Creche	ECD	026-422	Amajuba	Newcastle	Osizweni	205 924.38
Child Care & Protection Services	Siyaphemba Creche	ECD	063-082	Amajuba	Newcastle	Osizweni	244 316.00
Child Care & Protection Services	Siyathuthuka Creche	ECD	044-418	Amajuba	Newcastle	Utrecht	-
Child Care & Protection Services	Siyathuthuka Creche	ECD	064-146	Amajuba	Dannhauser	Dannhauser	52 612.00
Child Care & Protection Services	Siyazama Creche	ECD	009-231	Amajuba	Newcastle	Newcastle	37 873.00
Child Care & Protection Services	Siyazama Creche	ECD	046-903	Amajuba	Dannhauser	Dannhauser	88 104.00
Child Care & Protection Services	Sokhombuthando Creche	ECD	030-966	Amajuba	Newcastle	Madadeni	158 372.00
Child Care & Protection Services	Sondelani Creche	ECD	057-922	Amajuba	Newcastle	Newcastle	70 779.00
Child Care & Protection Services	Thandulwazi Creche	ECD	075-902	Amajuba	Newcastle	Madadeni	123 609.00
Child Care & Protection Services	Thela's Creche	ECD	046 -410	Amajuba	Newcastle	Osizweni	97 739.00
Child Care & Protection Services	Thembalesizwe Creche	ECD	052-223	Amajuba	Dannhauser	Dannhauser	181 573.00
Child Care & Protection Services	Thembelihle Creche	ECD	075-897`	Amajuba	Newcastle	Newcastle	119 945.00
Child Care & Protection Services	Tholumusa Creche	ECD	043-117	Amajuba	Newcastle	Newcastle	141 713.00
Child Care & Protection Services	Thuthukani Creche	ECD	027-920	Amajuba	Newcastle	Osizweni	514 424.00
Child Care & Protection Services	Thuthukani Creche	ECD	043-680	Amajuba	Dannhauser	Dannhauser	308 181.00
Child Care & Protection Services	Umbonowokukhanya	ECD	100-710	Amajuba	Newcastle	Newcastle	96 507.00
Child Care & Protection Services	Umduduziwethu Creche	ECD	034-640	Amajuba	Dannhauser	Dannhauser	148 848.00

<u>SUB-PROGRAM</u>	<u>NAME OF ORGANISATION</u>	<u>CATEGORY</u>	<u>NPO Reg Number:</u>	<u>DISTRICT MUNICIPALITY</u>	<u>LOCAL MUNICIPALITY</u>	<u>SERVICE OFFICE/ICE</u>	<u>EXPENDITURE PER BAS</u>
Child Care & Protection Services	Vezubuhle Creche	ECD	122-332	Amajuba	Dannhauser	Dannhauser	70 606.00
Child Care & Protection Services	Vukuzakhe Creche	ECD	085-418	Amajuba	Newcastle	Madadeni	42 243.00
Child Care & Protection Services	Vukuzakhe Creche	ECD	073-639	Amajuba	Dannhauser	Dannhauser	90 211.00
Child Care & Protection Services	Vulamehlo Creche	ECD	043-342	Amajuba	Newcastle	Madadeni	131 976.00
Child Care & Protection Services	Vulindlela Creche	ECD	069-954	Amajuba	Newcastle	Madadeni	362 565.00
Child Care & Protection Services	Vulingqondo Creche	ECD	014-068	Amajuba	Newcastle	Madadeni	296 460.00
Child Care & Protection Services	Zamangothando Creche	ECD	071-443	Amajuba	Newcastle	Madadeni	98 066.00
Child Care & Protection Services	Zamile Creche	ECD	069-988	Amajuba	Newcastle	Madadeni	106 526.00
Child Care & Protection Services	Zamani Creche	ECD	103-106	Amajuba	Dannhauser	Dannhauser	227 305.00
Child Care & Protection Services	Zamokuhle Creche	ECD	079-882	Amajuba	Newcastle	Madadeni	28 871.00
Child Care & Protection Services	Zamokuhle Creche	ECD	063-284	Amajuba	Newcastle	Madadeni	494 345.00
Child Care & Protection Services	Zamokuhle Creche	ECD	093-975	Amajuba	Newcastle	Newcastle	56 661.00
Child Care & Protection Services	Zanele Creche	ECD	067-260	Amajuba	Newcastle	Madadeni	59 886.00
Child Care & Protection Services	Zibonele Creche	ECD	073-221	Amajuba	Newcastle	Madadeni	55 654.00
Child Care & Protection Services	Zithuthukele Creche	ECD	008-850	Amajuba	Newcastle	Osizweni	483 911.00
Child Care & Protection Services	St. Anthony's	Children's home	004-202	Amajuba	Newcastle	Madadeni	3 041 764.00
Child Care & Protection Services	Beth Hat-Laim	Children's home	004-634	Umzinyathi	Umvoti	Greytown	56 928.00
Child Care & Protection Services	Morester	Children's home	009-231	Uthukela	Emnambithi	Ladysmith Office	6 596 917.00
Child Care & Protection Services	Ikayaalethu Children's Home	Children's home	022-670	Uthukela	Emnambithi	Ladysmith Office	3 279 251.00
Child Care & Protection Services	Greytown Children's Home	Children's home	009-231	Umzinyathi	Umvoti	Greytown	4 694 048.00
Child Care & Protection Services	Victory Haven	Temporal safe	002-167	Uthukela	Emnambithi	Midlands Office	562 284.00

<u>SUB-PROGRAM</u>	<u>NAME OF ORGANISATION</u>	<u>CATEGORY</u>	<u>NPO Reg Number:</u>	<u>DISTRICT MUNICIPALITY</u>	<u>LOCAL MUNICIPALITY</u>	<u>SERVICE OFFICE/CE</u>	<u>EXPENDITURE PER BAS</u>
Child Care & Protection Services	Thembelihle Shelter	Shelter	059-999	Amajuba	Newcastle	Newcastle	852 923.58
Child Care & Protection Services	Enhlanhleni Care centre	Shelter	023-668	Umzinyathi	Endumeni	Dundee	646 635.00
TOTAL FOR CHILD CARE AND PROTECTION SERVICES							140 242 822.21
Substance Abuse.	SANCA - NORTH	Welfare Organisation	002-210	Ethekwini	Durban	Durban	1 856 578.30
Substance Abuse.	SANCA- SOUTH	Welfare Organisation	002-210	Ethekwini	Durban	Durban	293 159.72
Substance Abuse.	SANCA - ILEMBE	Welfare Organisation	002-210	Ethekwini	Durban	Durban	224 252.84
Substance Abuse.	Siyakhulu	Welfare Organisation	002-363	Ethekwini	Durban	Durban	583 215.60
Substance Abuse.	SANCA- North	Treatment Centres	002-210	Ethekwini	Durban	Durban	151 659.00
Substance Abuse.	SANCA- South	Treatment Centres	002-210	Ethekwini	Durban	Durban	37 952.76
Substance Abuse.	SANCA- Ilembe	Treatment Centres	002-210	Ethekwini	Durban	Durban	-
Substance Abuse.	Siyakhula Rehabilitation	Treatment Centres	002-363	Ethekwini	Durban	Durban	42 696.00
Substance Abuse.	Haven Of Rest	Treatment Centres	020-205	Ethekwini	Durban	Durban	542 822.01
Substance Abuse.	Phoenix Local Drug Co	Treatment Centres	020-205	Ethekwini	Durban	Durban	-
Substance Abuse.	Anti Drug Form Chatsworth	Treatment Centres	062-985	Ethekwini	Durban	Durban	640 061.71
Substance Abuse.	Outpatient Clinic		062-985	Ethekwini	Durban	Durban	-
Substance Abuse.	SANCA- North	Outpatient	002-210	Ethekwini	Durban	Durban	229 266.00
Substance Abuse.	SANCA-South	Outpatient	002-210	Ethekwini	Durban	Durban	101 207.36
Substance Abuse.	SANCA- Ilembe	Outpatient	002-210	Ethekwini	Durban	Durban	257 541.24
Substance Abuse	SANCA Sisonke	Welfare Organisation	002-287	Harry Gwala	Ubuhlebezwe	Ixopo	200 840.00
Substance Abuse	Sitholimpilo	Treatment Centre	007-400	Ugu	Hibiscus Coast	Port Shepstone	448 101.00
Substance Abuse	Sitholimpilo	Welfare Organisation	007-400	Ugu	Hibiscus Coast	Port Shepstone	184 024.00
Substance Abuse	Sanca (PMB)	Welfare Organisation	002-287	Umgungundlovu	Msunduzi	Pietermaritzburg	2 235 066.00
Substance Abuse	Sanca Outpatient	Outpatient Clinic	002-287	Umgungundlovu	Msunduzi	Pietermaritzburg	324 000.00
Substance Abuse	Ophondweni Youth Dev.	Welfare Organisation	044-074	Umkhanyakude	Jozini	Ingwavuma	704 443.65
Substance Abuse	Akehlulwalutho Org	Welfare Organisation	079-934	Umkhanyakude	The big five	Mseleni	423 773.48
Substance Abuse	SANCA Zululand	Welfare Organisation	008-815	Uthungulu	Umhlathuze	Enseleni	1 346 203.78
Substance Abuse	Sinqobile C.B.O	Welfare Organisation	055-259	Uthungulu	Nkandla	Nkandla	360 775.08
Substance Abuse	SANCA Nongoma	Welfare Organisation	021-809	Zululand	Nongoma	Nongoma	1 238 591.00

<u>SUB-PROGRAM</u>	<u>NAME OF ORGANISATION</u>	<u>CATEGORY</u>	<u>NPO Reg Number:</u>	<u>DISTRICT MUNICIPALITY</u>	<u>LOCAL MUNICIPALITY</u>	<u>SERVICE OFFICE/CE</u>	<u>EXPENDITURE PER BAS</u>
Substance Abuse	Amahawe Treatment Center	Welfare Organisation	122-729	Zululand	Edumbe	Paulpietersburg	296 269.38
Substance Abuse	Snethemba Hope	Welfare Organisation	062-240	Zululand	Uphongolo	Simdlangentsha	348 727.49
Substance Abuse	Sisonke Youth Organisation	Welfare Organisation	099-639	Zululand	Abaqulusi	Engotshe	319 640.42
Substance Abuse	SANCA- Ladysmith	Welfare Organisation	002 - 579	Uthukela	Emnambithi/ Ladysmith	Ladysmith	275 906.00
Substance Abuse	SANCA Msinga	Welfare Organisation	002 - 579	Umzinyathi	Msinga	Msinga	267 975.00
Substance Abuse	SANCA Newcastle	Welfare Organisation	002 - 579	Amajuba	Newcastle	Newcastle	425 182.00
Substance Abuse	SANCA Nquthu	Welfare Organisation	002 - 579	Umzinyathi	Nquthu	Nquthu	183 103.00
TOTAL FOR SUBSTANCE ABUSE							14 543 033.82
Crecheime Prevention	NICRECHEO - North	Welfare Organisation.	003-147	Ethekwini	Durban	Durban	2 009 781.00
Crecheime Prevention	NICRECHEO South	Welfare Organisation.	003-147	Ethekwini	Chats	Chatsworth	602 520.00
Crecheime Prevention	NICRECHEO Ilembe	Welfare Organisation.	003-147	Ethekwini	Kwa Dukuza	Kwa Dukuza	200 840.00
Crecheime Prevention	KHULISA-North	Welfare Organisation.	057-405	Ethekwini	Durban	Durban	1 330 796.53
Crecheime Prevention	KHULISA -South	Welfare Organisation.	057-405	Ethekwini	Chats	Chatsworth	547 224.40
Crecheime Prevention	KHULISA -Ilembe	Welfare Organisation.	057-405	Ethekwini	Kwa Dukuza	Kwa Dukuza	232 178.73
Crecheime Prevention	Khulisa Solutions	Welfare Organisation	057-405	Harry Gwala	Ubuhlebezwe	Ixopo	1 580 004.00
Crecheime Prevention	Khulisa Solutions	Welfare Organisation	057-405	Ugu	Umdoni	Umzinto	1 217 004.00
Crecheime Prevention	NICRECHEO	Welfare Organisation	003-147	Umgungundlovu	Mbunduzi	Pietermaritzburg	1 185 586.00
Crecheime Prevention	NICRECHEO KZN	Welfare Organisation	003-147	Uthungulu	Umlathuze	Enseleni	792 851.24
Crecheime Prevention	Khulisa Ulundi	Welfare Organisation	057-405	Zululand	Abaqulusi	Vryheid	3 811 787.27
Crecheime Prevention	Khulisa Ladysmith	Welfare Organisation	057-405	Emnambithi	Uthukela	Ladysmith	1 666 819.64
Crecheime Prevention	Khulisa Ladysmith	Welfare Organisation	057-406	Newcastle	Newcastle	Newcastle	2 403 153.02

<u>SUB-PROGRAM</u>	<u>NAME OF ORGANISATION</u>	<u>CATEGORY</u>	<u>NPO Reg Number:</u>	<u>DISTRICT MUNICIPALITY</u>	<u>LOCAL MUNICIPALITY</u>	<u>SERVICE OFFICEICE</u>	<u>EXPENDITURE PER BAS</u>
Crecheime Prevention	Khulisa Ladysmith	Welfare Organisation	057-407	Endumeni	Endumeni	Endumeni	1 666 819.64
TOTAL FOR CRECHEIME PREVENTION							19 247 365.47
Victim Empowerment	Open Door Crecheisis	Welfare Organisation.	005-920	Ethekwini	Pinetown	Pinetown	571 077.12
Victim Empowerment	Ekuzameni Crecheisis Centre	Welfare Organisation.	005-917	Ethekwini	Pinetown	Pinetown	363 688.00
Victim Empowerment	Ethembeni Crecheisis Centre	Welfare Organisation.	040-377	Ethekwini	Pinetown	Pinetown	399 516.00
Victim Empowerment	House Of Hope	Welfare Organisation.	022-570	Ilembe	Mandeni	Mandeni	360 298.45
Victim Empowerment	Sahara Shelter For Women	Welfare Organisation.	002-284	Ethekwini	PHOENIX	Phoenix	394 561.00
Victim Empowerment	Hospice 4 Women	Welfare Organisation.	002-416	Ethekwini	Durban	Durban	365 972.00
Victim Empowerment	Kenilworth Respite Centre.	Welfare Organisation.	059-922	Ethekwini	Durban	Durban	384 587.00
Victim Empowerment	Wentworth Victim Centre.	Welfare Organisation.	087-773	Ethekwini	Durban	Durban	363 282.00
Victim Empowerment	Amanzimtoti Trauma Unit	Welfare Organisation.	071-664	Ethekwini	Durban	Durban	372 200.00
Victim Empowerment	KZN Network On Violence	Welfare Organisation.	046-512	Ethekwini	Durban	Durban	913 798.42
Victim Empowerment	ABH Council -Victim Emp.	Welfare Organisation.	002-139	Ethekwini	Chats	Pinetown	162 932.00
Victim Empowerment	Open Door Crecheisis)	Welfare Organisation.	005-920	Ethekwini	Pinetown	Pinetown	156 722.00
Victim Empowerment	The Sahara	Welfare Organisation.	002-284	Ethekwini	Pinetown	Pinetown	189 491.00
Victim Empowerment	Ethembeni Crecheisis Centre	Welfare Organisation.	040-377	Ethekwini	Pinetown	Pinetown	168 494.00
Victim Empowerment	Ekuzameni Crecheisis Centre	Shelters for Women	005-917	Ethekwini	Pinetown	Pinetown	190 123.00
Victim Empowerment	ABH Council -Victim Emp.	Shelters for Women	002-139	Ethekwini	Chatsworth	Chatsworth	414 858.57
Victim Empowerment	Durban Hospice	Shelters for Women	002-416	Ethekwini	Durban	Pinetown	231 183.00
Victim Empowerment	Hse Of Hope Recovery Centre	Shelters for Women	022-570	Ilembe	Mandeni	Mandeni	228 626.00
Victim Empowerment	Kenilworth Respite Centre.	Shelters for Women	059-922	Ethekwini	Durban	Durban	172 203.00
Victim Empowerment	Wentworth Victim Centre.	Shelters for Women	087-773	Ethekwini	Durban	Durban	82 705.00
Victim Empowerment	Amanzimtoti Trauma Unit	Shelters for Women	071-664	Ethekwini	Durban	Durban	100 206.00
Victim Empowerment	Esther House Womens Shelter	Shelters for Women	115-284	Umgungundlovu	Msunduzi	Pietermaritzburg	996 614.00
Victim Empowerment	Esther House Womens Shelter	Welfare Organisation	115-284	Umgungundlovu	Msunduzi	Pietermaritzburg	200 840.00
Victim Empowerment	Izingolweni Crecheisis Centre	Shelters for Women	053-823	Ugu	Ezingolweni	Ezingolweni	188 481.00

<u>SUB-PROGRAM</u>	<u>NAME OF ORGANISATION</u>	<u>CATEGORY</u>	<u>NPO Reg Number:</u>	<u>DISTRICT MUNICIPALITY</u>	<u>LOCAL MUNICIPALITY</u>	<u>SERVICE OFFICEICE</u>	<u>EXPENDITURE PER BAS</u>
Victim Empowerment	Izingolweni Crecheisis Centre	Welfare Organisation	053-823	Ugu	Ezingolweni	Ezingolweni	200 840.00
Victim Empowerment	Siyamthanda Kwaxolo	Shelters for Women	129-270	Ugu	Hibiscus Coast	Port Shepstone	300 000.00
Victim Empowerment	The Haven	Shelters for Women	064-859	Umgungundlovu	Msunduzi	Pietermaritzburg	572 812.00
Victim Empowerment	The Haven	Welfare Organisation	064-859	Umgungundlovu	Msunduzi	Pietermaritzburg	200 840.00
Victim Empowerment	Isiphephelo Sejuba	Welfare Organisation	042-481	Umkhanyakude	Jozini	Ubombo	622 415.37
Victim Empowerment	Ophondweni Int Dev	Welfare Organisation	044-074	Umkhanyakude	Jozini	Ingwavuma	405 809.38
Victim Empowerment	The Rainbow Circle	Welfare Organisation	035-383	Uthungulu	Umhlathuze	Enseleni	348 738.80
Victim Empowerment	Siyathuthuka Women Org	Welfare Organisation	058-344	Uthungulu	Umhlathuze	Enseleni	722 695.33
Victim Empowerment	House Of Shalom-Siyabonga Shelter	Welfare Organisation	000-320	Uthungulu	Umhlathuze	Richardsbay	152 922.34
Victim Empowerment	Lfeline Richards Bay	Welfare Organisation	002-544	Uthungulu	Umhlathuze	Richardsbay	931 218.40
Victim Empowerment	Amazing Grace Adult	Welfare Organisation	077-301	Zululand	Nongoma	Nongoma	78 190.00
Victim Empowerment	Inkanyezi Care Org	Welfare Organisation	102-238	Zululand	Uphongolo	Simdlangentsha	205 668.72
Victim Empowerment	Nikithemba Proj	Welfare Organisation	066-840	Zululand	Nongoma	Nongoma	181 948.20
Victim Empowerment	Dundee Crecheisis Centre	Welfare Organisation	010 - 025	Umquthusi	Endumeni	Dundee	233 796.00
Victim Empowerment	Newcastle Crecheisis Centre	Welfare Organisation	049 - 026	Amajuba	Newcastle	Newcastle	234 837.00
Victim Empowerment	Victory Haven	Welfare Organisation	002 - 167	Uthukela	Emnambithi	Ladysmith	201 263.32
Victim Empowerment	Lifeline	Welfare Organisation	002 - 128	Amajuba	Madadeni	Madadeni	461 152.22
Victim Empowerment	Lifeline				Emnambithi	Ladysmith	33 632.00
Victim Empowerment	MAMA-	Welfare Organisation	129-316	Amajuba	Madadeni	Madadeni	60 952.00
TOTAL FOR VICTIM EMPOWERMENT							14 122 189.64
Youth Development	Sakhisizwe	Youth Development	096-812	Harry Gwala	Greater Kokstad	Kokstad	652 000.00
Youth Development	Fundani Foundation	Youth Development	117-309	Ugu	Vulamehlo	Vulamehlo	828 000.00
Youth Development	Imbenge W	Youth Development	142-434	Harry Gwala	Ubuhlebezwe	Ixopo	350 000.00
Youth Development	Life After Bars	Youth Development	141-908	Harry Gwala	Greater Kokstad	Kokstad	185 000.00
Youth Development	Sinqobile Centre	Youth Development	017-123	Ugu	Vulamehlo	Vulamehlo	850 717.00
Youth Development	The Bee Youth Development	Youth Development	142-514	Harry Gwala	Ubuhlebezwe	Ixopo	50 000.00

<u>SUB-PROGRAM</u>	<u>NAME OF ORGANISATION</u>	<u>CATEGORY</u>	<u>NPO Reg Number:</u>	<u>DISTRICT MUNICIPALITY</u>	<u>LOCAL MUNICIPALITY</u>	<u>SERVICE OFFICEICE</u>	<u>EXPENDITURE PER BAS</u>
Youth Development	Ubumbano Youth Development	Youth Development	127-946	Harry Gwala	Umzimkhulu	Umzimkhulu	50 000.00
Youth Development	Youth For Christ	Youth Development	004-257	Umgungundlovu	Msunduzi	390 Pietermaritz Street	2 600 000.00
Youth Development	Ndumo Youth Dev	Welfare Organisation	033-409	Umkhanyakude	Jozini	Ingwavuma	4 834 526.88
Youth Development	Vuma Dev Centre	Welfare Organisation	030-406	Uthungulu	Umlalazi	Inkanyezi	6 538 359.09
Youth Development	Licodet	Youth Development	046-636	Uthukela	Indaka	Ekuvukeni	1 270 959.86
Youth Dev	THOLUSIZO YOUTH ORG 083-985	Youth Development	083-985	Umzinyathi	Msinga	Msinga	829 000.00
Youth Dev	THEMBALETHU CHILD & YOUTH 096-222	Youth Development	096-222	Amajuba	Dannhauser	Dannhauser	400 000.00
TOTAL FOR YOUTH DEVELOPMENT							19 438 562.83
Sustainable Livelihood	Yenzanathi Upliftment	Sustainable Livelihood	076-073	Ethekwini North	Durban	Durban	274 167.00
Sustainable Livelihood	Asithuthuke Edamini	Sustainable Livelihood	101-222	Ethekwini North	Durban	Durban	52 000.00
Sustainable Livelihood	Senzumnotho	Sustainable Livelihood	079-918	Ethekwini North	Durban	Durban	107 500.00
Sustainable Livelihood	Thandukusiza	Sustainable Livelihood	069-738	Ugu	Vulamehlo	Vulamehlo	219 160.00
Sustainable Livelihood	Dweshula Vulnerable Care	Sustainable Livelihood	051-317	Ugu	Umzumbe	Umzumbe	82 899.00
Sustainable Livelihood	Inkosi Foundation	Sustainable Livelihood	152-501	Harry Gwala	Ubuhlebezwe	Ixopo	303 750.00
Sustainable Livelihood	Siyathuthuya Creche	Sustainable Livelihood	093-188	Ugu	Umzumbe	Phugashe	272 460.00
Sustainable Livelihood	Khululekani CNDC	Welfare Organisation	040-823	Zululand	Ulundi	Mahlabathini	72 117.60
Sustainable Livelihood	Noah T/A Khayelihle	Welfare Organisation	079-891	Zululand	Abaqulusi	Vryheid	247 860.00
Sustainable Livelihood	Sinqobile CNDC	Welfare Organisation	055-259	Uthungulu	Nkandla	Nkandla	160 800.00
Sustainable Livelihood	Zazisaneni CNDC	Welfare Organisation	049-683	Uthungulu	Nkandla	Nkandla	70 050.00
Sustainable Livelihood	Uthukela Unite	Sustainable Livelihood	066-392	Uthukela	Emnambithi	Ladysmith	272 460.00
Sustainable Livelihood	Impumelelo Community	Sustainable Livelihood	215-226	Uthukela	Emnambithi	Ladysmith	272 460.00

<u>SUB-PROGRAM</u>	<u>NAME OF ORGANISATION</u>	<u>CATEGORY</u>	<u>NPO Reg Number:</u>	<u>DISTRICT MUNICIPALITY</u>	<u>LOCAL MUNICIPALITY</u>	<u>SERVICE OFFICEICE</u>	<u>EXPENDITURE PER BAS</u>
Sustainable Livelihood	Siyanakekela	Sustainable Livelihood	038-711	Uthukela	Emnambithi	Ladysmith	107 500.00
Sustainable Livelihood	Sizakancane	Sustainable Livelihood	125-812	Uthukela	Emnambithi	Ladysmith	219 160.00
Sustainable Livelihood	Indonsa Catering	Sustainable Livelihood	053-948	Umzinyathi	Endumeni	Dundee	253 886.00
Sustainable Livelihood	Mangwebuthanani Soup	Sustainable Livelihood	066-489	Umzinyathi	Nquthu	Nquthu	335 040.00
Sustainable Livelihood	Qhuden Centre	Sustainable Livelihood	072-924	Umzinyathi	Nquthu	Nquthu	335 040.00
Sustainable Livelihood	Ithalente	Sustainable Livelihood	083-963	Umzinyathi	Msinga	Msinga	335 040.00
Sustainable Livelihood	Kwenzokuhle Creche	Sustainable Livelihood	066-079	Umzinyathi	Msinga	Msinga	335 040.00
Sustainable Livelihood	Mashunka Flagship	Sustainable Livelihood	020-902	Umzinyathi	Msinga	Msinga	167 294.00
Sustainable Livelihood	Sinozwelo	Sustainable Livelihood	019-132	Umzinyathi	Msinga	Msinga	196 371.00
Sustainable Livelihood	Siyathuthuka Creche	Sustainable Livelihood	069-157	Umzinyathi	Msinga	Msinga	166 545.00
Sustainable Livelihood	Tholusizo Youth Org	Sustainable Livelihood	083-985	Umzinyathi	Msinga	Msinga	186 027.00
Sustainable Livelihood	Umsinga Youth	Sustainable Livelihood	084-023	Umzinyathi	Msinga	Msinga	160 399.00
Sustainable Livelihood	Thembaletu Creche	Sustainable Livelihood	036-562	Umzinyathi	Msinga	Msinga	335 040.00
Sustainable Livelihood	Zizamele Creche	Sustainable Livelihood	069-265	Umzinyathi	Msinga	Msinga	335 040.00
Sustainable Livelihood	Aybonga Amakhbela	Sustainable Livelihood	079-886	Umzinyathi	Umvoti	Kranskop	133 576.00
Sustainable Livelihood	Vuka Mkhuphula	Sustainable Livelihood	069-210	Umzinyathi	Umvoti	Kranskop	335 040.00
Sustainable Livelihood	Genyaneni Sustainable	Sustainable Livelihood	056-150	Amajuba	Newcastle	Newcastle	107 500.00
Sustainable Livelihood	Genyaneni Sustainable	Sustainable Livelihood	056-150	Amajuba	Newcastle	Newcastle	107 500.00
TOTAL FOR SUSTAINABLE LIVELIHOOD							6 558 721.60
Women Development.	Yahweh Shammah	Women Development	2011/003497/24	Ilembe	Maphumulo		289 000.00
Women Development	Zipathileni	Women Development	015-444	Ethekweni	Umbumbulu		293 000.00

<u>SUB-PROGRAM</u>	<u>NAME OF ORGANISATION</u>	<u>CATEGORY</u>	<u>NPO Reg Number:</u>	<u>DISTRICT MUNICIPALITY</u>	<u>LOCAL MUNICIPALITY</u>	<u>SERVICE OFFICEICE</u>	<u>EXPENDITURE PER BAS</u>
Women Development	Fundukuzenzela	Women Development	160-676	Uthukela	Emnambithi	Ladysmith	150 000.00
Women Development	Meals On Wheels	Women Development	011-280	Uthukela	Umtshezi	Estcourt	971 600.00
Women Development	Ubuhlebuyeza Community	Women Development	076-356	Amajuba	Newcastle	Osizweni	125 000.00
TOTAL FOR WOMEN DEVELOPMENT							1 828 600.00
ECD & Partial Care	TREE - NORTH	ECD	002-495	Ethekwini	Durban	Durban	205 888.82
ECD & Partial Care	TREE- SOUTH	ECD	002-495	Ethekwini	Durban	Durban	241 477.16
ECD & Partial Care	TREE- ILEMBE	ECD	002-495	Ethekwini	Durban	Durban	174 594.05
ECD & Partial Care	A H Zulu	ECD	024-156	Ethekwini	Durban	Durban	73 464.00
ECD & Partial Care	Bamba Izandla	ECD	033-788	Ethekwini	Durban	Durban	235 887.00
ECD & Partial Care	Baumann House	ECD	002-119	Ethekwini	Durban	Durban	34 537.00
ECD & Partial Care	Bhekithemba	ECD	064-488	Ethekwini	Durban	Durban	260 897.00
ECD & Partial Care	Bright Future	ECD	042-501	Ethekwini	Durban	Durban	235 626.00
ECD & Partial Care	Ekuthuleni	ECD	013-311	Ethekwini	Durban	Durban	375 558.00
ECD & Partial Care	Makabongwe	ECD	012-076	Ethekwini	Durban	Durban	148 797.00
ECD & Partial Care	Mazenod	ECD	037-022	Ethekwini	Durban	Durban	223 135.00
ECD & Partial Care	Nobantwana	ECD	002-322	Ethekwini	Durban	Durban	96 362.00
ECD & Partial Care	Okwethu Educare Centre	ECD	041-506	Ethekwini	Durban	Durban	131 420.00
ECD & Partial Care	Siceluthando Educare	ECD	041-979	Ethekwini	Durban	Durban	343 869.00
ECD & Partial Care	Silindokuhle Edu.Centre.	ECD	039-757	Ethekwini	Durban	Durban	418 606.00
ECD & Partial Care	Sondelani Educare	ECD	042-010	Ethekwini	Durban	Durban	227 700.00
ECD & Partial Care	St Barnabas	ECD	002-322	Ethekwini	Durban	Durban	265 519.00
ECD & Partial Care	Stella Pre Primary.	ECD	012-454	Ethekwini	Durban	Inanda	198 776.00
ECD & Partial Care	Zamokuhle	ECD	016-591	Ethekwini	Durban	Inanda	293 575.00
ECD & Partial Care	Udobo School	ECD	031-161	Ethekwini	Inanda	Inanda	52 739.00
ECD & Partial Care	Siphokuhle	ECD	028-998	Ethekwini	Inanda	Inanda	407 785.00
ECD & Partial Care	Bheka Creche	ECD	016-054	Ethekwini	Inanda	Inanda	228 263.00
ECD & Partial Care	Bright Future	ECD	016-080	Ethekwini	Inanda	Inanda	218 234.00
ECD & Partial Care	Bundle Of Joy1	ECD	036-106	Ethekwini	Inanda	Inanda	121 337.00
ECD & Partial Care	Cathulani Creche.	ECD	002-237	Ethekwini	Inanda	Inanda	301 019.00
ECD & Partial Care	Cebelihle Creche	ECD	039-419	Ethekwini	Inanda	Inanda	271 442.00
ECD & Partial Care	Egugulethu Pre School	ECD	055-679	Ethekwini	Inanda	Inanda	501 421.00
ECD & Partial Care	Fisani Okuhle Creche	ECD	044-703	Ethekwini	Inanda	Inanda	194 941.00
ECD & Partial Care	Hambanathi Creche	ECD	005-258	Ethekwini	Inanda	Inanda	118 208.00
ECD & Partial Care	Inkanyiso Creche	ECD	008-946	Ethekwini	Inanda	Inanda	307 692.00
ECD & Partial Care	Hlanganani	ECD	006-050	Ethekwini	Inanda	Inanda	299 648.00
ECD & Partial Care	Khulakahle -	ECD	028-969	Ethekwini	Inanda	Inanda	133 276.00
ECD & Partial Care	Khulakahle-	ECD	028-969	Ethekwini	Inanda	Inanda	400 992.00
ECD & Partial Care	Machobeni	ECD	034-268	Ethekwini	Inanda	Inanda	194 721.00
ECD & Partial Care	Masibonisane	ECD	030-915	Ethekwini	Inanda	Inanda	392 671.00

<u>SUB-PROGRAM</u>	<u>NAME OF ORGANISATION</u>	<u>CATEGORY</u>	<u>NPO Reg Number:</u>	<u>DISTRICT MUNICIPALITY</u>	<u>LOCAL MUNICIPALITY</u>	<u>SERVICE OFFICEICE</u>	<u>EXPENDITURE PER BAS</u>
ECD & Partial Care	Mbalenhle	ECD	029-107	Ethekwini	Inanda	Inanda	197 406.00
ECD & Partial Care	Milk Africa	ECD	043-634	Ethekwini	Inanda	Inanda	298 321.00
ECD & Partial Care	Mini Creche.	ECD	016-055	Ethekwini	Inanda	Inanda	301 328.00
ECD & Partial Care	Mzokhanyayo	ECD	008-928	Ethekwini	Inanda	Inanda	406 868.00
ECD & Partial Care	Okuhle Creche	ECD	038-569	Ethekwini	Inanda	Inanda	301 225.00
ECD & Partial Care	Phakamani	ECD	023-293	Ethekwini	Inanda	Inanda	158 529.00
ECD & Partial Care	Phaphamani	ECD	051-117	Ethekwini	Inanda	Inanda	228 877.00
ECD & Partial Care	Rejoice	ECD	004-620	Ethekwini	Inanda	Inanda	145 515.00
ECD & Partial Care	Sandile Creche	ECD	008-777	Ethekwini	Inanda	Inanda	224 202.00
ECD & Partial Care	Sawela Makhosazana	ECD	028-093	Ethekwini	Inanda	Inanda	660 160.00
ECD & Partial Care	Sinamuva	ECD	043-473	Ethekwini	Inanda	Inanda	325 558.00
ECD & Partial Care	Siyabonga	ECD	064-004	Ethekwini	Inanda	Inanda	72 645.00
ECD & Partial Care	Siyaphambili	ECD	008-077	Ethekwini	Inanda	Inanda	298 770.00
ECD & Partial Care	Siyathuthuka Creche	ECD	044-545	Ethekwini	Inanda	Inanda	161 788.00
ECD & Partial Care	Sibonukuhanya	ECD	041-265	Ethekwini	Inanda	Inanda	154 131.00
ECD & Partial Care	S'khethokuhle	ECD	041-742	Ethekwini	Inanda	Inanda	149 874.00
ECD & Partial Care	Siyavuka	ECD	036-538	Ethekwini	Inanda	Inanda	70 796.00
ECD & Partial Care	Sivelile Creche	ECD	009-057	Ethekwini	Inanda	Inanda	425 521.00
ECD & Partial Care	Sobahle Creche	ECD	040-821	Ethekwini	Inanda	Inanda	99 974.00
ECD & Partial Care	Thembalisha	ECD	051-912	Ethekwini	Inanda	Inanda	213 256.00
ECD & Partial Care	Thokozani Creche	ECD	002-487	Ethekwini	Inanda	Inanda	145 168.00
ECD & Partial Care	Tholithemba	ECD	016-046	Ethekwini	Inanda	Inanda	221 099.00
ECD & Partial Care	Thuthuka	ECD	041-853	Ethekwini	Inanda	Inanda	111 741.00
ECD & Partial Care	Velabahleke	ECD	030-662	Ethekwini	Inanda	Inanda	160 909.00
ECD & Partial Care	Zimele	ECD	039-309	Ethekwini	Inanda	Inanda	150 394.00
ECD & Partial Care	Sbonokuhle	ECD	007-380	Ethekwini	Inanda	Inanda	164 360.00
ECD & Partial Care	Vezukukhanya	ECD	009-184	Ethekwini	Inanda	Inanda	217 843.00
ECD & Partial Care	White City Creche	ECD	037-412	Ethekwini	Inanda	Inanda	224 861.00
ECD & Partial Care	Nhlakanipho	ECD	037-383	Ethekwini	Inanda	Inanda	220 516.00
ECD & Partial Care	Sizanani Creche	ECD	037-851	Ethekwini	Inanda	Inanda	289 840.00
ECD & Partial Care	Sbonelo Creche	ECD	003-698	Ethekwini	Inanda	Inanda	239 518.00
ECD & Partial Care	Sidlubhedu Creche	ECD	003-608	Ethekwini	Inanda	Inanda	325 439.00
ECD & Partial Care	Thandokuhle	ECD	009- 530	Ethekwini	Inanda	Inanda	233 045.00
ECD & Partial Care	Tholulwazi	ECD	056-434	Ethekwini	Inanda	Inanda	141 578.00
ECD & Partial Care	Masakhane Angola	ECD	062-969	Ethekwini	Inanda	Phoenix	102 969.00
ECD & Partial Care	Swelihle Creche	ECD	082-479	Ethekwini	Inanda	Phoenix	230 444.00
ECD & Partial Care	Siyakhula	ECD	056-888	Ethekwini	KwaMashu	KwaMashu	152 033.00
ECD & Partial Care	United Women's Association	ECD	056-170	Ethekwini	Phoenix	KwaMashu	6 912.00
ECD & Partial Care	Mount Moriah	ECD	061-371	Ethekwini	Phoenix	KwaMashu	266 050.00
ECD & Partial Care	Thirty One Club	ECD	023-097	Ethekwini	KwaMashu	KwaMashu	226 386.00
ECD & Partial Care	A J Mnguni	ECD	031-948	Ethekwini	KwaMashu	KwaMashu	320 783.00

<u>SUB-PROGRAM</u>	<u>NAME OF ORGANISATION</u>	<u>CATEGORY</u>	<u>NPO Reg Number:</u>	<u>DISTRICT MUNICIPALITY</u>	<u>LOCAL MUNICIPALITY</u>	<u>SERVICE OFFICEICE</u>	<u>EXPENDITURE PER BAS</u>
ECD & Partial Care	Bonginkosi	ECD	073- 761	Ethekwini	KwaMashu	KwaMashu	329 045.00
ECD & Partial Care	Buyezubuhle	ECD	029-748	Ethekwini	KwaMashu	KwaMashu	255 004.00
ECD & Partial Care	Ekujabuleni	ECD	029-748	Ethekwini	KwaMashu	KwaMashu	264 339.00
ECD & Partial Care	Ekuthuleni	ECD	002-291	Ethekwini	KwaMashu	KwaMashu	127 215.00
ECD & Partial Care	Ekuthuthukeni	ECD	002-291	Ethekwini	KwaMashu	KwaMashu	45 600.00
ECD & Partial Care	Ekuphileni Educare	ECD	013-297	Ethekwini	KwaMashu	KwaMashu	488 893.00
ECD & Partial Care	First Love	ECD	028-068	Ethekwini	KwaMashu	KwaMashu	289 029.00
ECD & Partial Care	Full Gospel	ECD	006-181	Ethekwini	KwaMashu	KwaMashu	503 054.00
ECD & Partial Care	Gugelihle	ECD	028-857	Ethekwini	KwaMashu	KwaMashu	166 984.00
ECD & Partial Care	Inkulisa	ECD	002-291	Ethekwini	KwaMashu	KwaMashu	128 143.00
ECD & Partial Care	Inkululeko	ECD	039-918	Ethekwini	KwaMashu	KwaMashu	211 250.00
ECD & Partial Care	Isabel Sililo	ECD	002-291	Ethekwini	KwaMashu	KwaMashu	170 820.00
ECD & Partial Care	Jabula Day Care	ECD	009-034	Ethekwini	KwaMashu	KwaMashu	83 642.00
ECD & Partial Care	Jabulani	ECD	012-421	Ethekwini	KwaMashu	KwaMashu	410 592.00
ECD & Partial Care	Jessie Harike	ECD	012-720	Ethekwini	KwaMashu	KwaMashu	224 420.00
ECD & Partial Care	K - Educare	ECD	009-258	Ethekwini	KwaMashu	KwaMashu	214 716.00
ECD & Partial Care	Khulakahle	ECD	007-960	Ethekwini	KwaMashu	KwaMashu	380 935.00
ECD & Partial Care	Lindokuhle Nurse	ECD	055-211	Ethekwini	KwaMashu	KwaMashu	295 450.00
ECD & Partial Care	Luthando Pre-School	ECD	008-806	Ethekwini	KwaMashu	KwaMashu	459 582.00
ECD & Partial Care	Masibambisane	ECD	007-966	Ethekwini	KwaMashu	KwaMashu	239 828.00
ECD & Partial Care	Mzamo	ECD	029-079	Ethekwini	KwaMashu	KwaMashu	232 749.00
ECD & Partial Care	Mathunjwa Memorial	ECD	072-219	Ethekwini	KwaMashu	KwaMashu	206 856.00
ECD & Partial Care	Nomfundo Creche	ECD	008-160	Ethekwini	KwaMashu	KwaMashu	228 182.00
ECD & Partial Care	Nhlosokuhle	ECD	005-832	Ethekwini	KwaMashu	KwaMashu	475 174.00
ECD & Partial Care	Olga Polwane	ECD	002-953	Ethekwini	KwaMashu	KwaMashu	90 047.00
ECD & Partial Care	Qiniso Education. Centre.	ECD	057-715	Ethekwini	KwaMashu	KwaMashu	185 835.00
ECD & Partial Care	Shayamoya	ECD	005-953	Ethekwini	KwaMashu	KwaMashu	325 932.00
ECD & Partial Care	Sibusiswe No.2	ECD	006-050	Ethekwini	KwaMashu	KwaMashu	305 787.00
ECD & Partial Care	Thandokuhle	ECD	002-291	Ethekwini	KwaMashu	KwaMashu	90 185.00
ECD & Partial Care	Thelokuhle Pre-School.	ECD	014-198	Ethekwini	KwaMashu	KwaMashu	449 615.00
ECD & Partial Care	Thembaletu	ECD	017-228	Ethekwini	KwaMashu	KwaMashu	225 762.00
ECD & Partial Care	Thokozani	ECD	002-291	Ethekwini	KwaMashu	KwaMashu	187 141.00
ECD & Partial Care	Zamani Creche	ECD	023-099	Ethekwini	KwaMashu	Mpumalanga	384 055.00
ECD & Partial Care	Qhakaza Educare	ECD	044-163	Ethekwini	KwaMashu	Mpumalanga	256 855.00
ECD & Partial Care	Velemseni	ECD	037-966	Ethekwini	KwaMashu	Mpumalanga	105 770.00
ECD & Partial Care	Baby Bear Pre-School.	ECD	029-643	Ethekwini	Mpumalanga	Mpumalanga	211 256.00
ECD & Partial Care	Greenlight Creche	ECD	050-865	Ethekwini	Mpumalanga	Mpumalanga	370 648.00
ECD & Partial Care	Ekukhanyeni	ECD	030-523	Ethekwini	Mpumalanga	Mpumalanga	161 768.00
ECD & Partial Care	Ekuthuthukeni Pre School	ECD	028-228	Ethekwini	Mpumalanga	Mpumalanga	219 478.00
ECD & Partial Care	Ekwenameni Pre School	ECD	024-539	Ethekwini	Mpumalanga	Mpumalanga	85 878.00
ECD & Partial Care	Entokozweni Pre School	ECD	028-031	Ethekwini	Mpumalanga	Mpumalanga	283 869.00

<u>SUB-PROGRAM</u>	<u>NAME OF ORGANISATION</u>	<u>CATEGORY</u>	<u>NPO Reg Number:</u>	<u>DISTRICT MUNICIPALITY</u>	<u>LOCAL MUNICIPALITY</u>	<u>SERVICE OFFICEICE</u>	<u>EXPENDITURE PER BAS</u>
ECD & Partial Care	Embizeni Creche	ECD	058-103	Ethekwini	Mpumalanga	Mpumalanga	260 707.00
ECD & Partial Care	Goodhope	ECD	028-232	Ethekwini	Mpumalanga	Mpumalanga	232 604.00
ECD & Partial Care	Gugulethu	ECD	029-670	Ethekwini	Mpumalanga	Mpumalanga	204 825.00
ECD & Partial Care	Injeane Creche	ECD	055-091	Ethekwini	Mpumalanga	Mpumalanga	240 641.00
ECD & Partial Care	Inkanyezi	ECD	028-905	Ethekwini	Mpumalanga	Mpumalanga	165 747.00
ECD & Partial Care	Isiduduzo Pre School	ECD	013-203	Ethekwini	Mpumalanga	Mpumalanga	258 937.00
ECD & Partial Care	Khulakahle	ECD	028-163	Ethekwini	Mpumalanga	Mpumalanga	393 501.00
ECD & Partial Care	Khulakahle Pre School	ECD	028-163	Ethekwini	Mpumalanga	Mpumalanga	399 000.00
ECD & Partial Care	Khulani Creche	ECD	013-204	Ethekwini	Mpumalanga	Mpumalanga	159 141.00
ECD & Partial Care	Kwaximba Pre School	ECD	078-570	Ethekwini	Mpumalanga	Mpumalanga	140 931.00
ECD & Partial Care	Mthombolwazi	ECD	029-022	Ethekwini	Mpumalanga	Mpumalanga	132 353.00
ECD & Partial Care	Sibahle Creche	ECD	029-981	Ethekwini	Mpumalanga	Mpumalanga	314 780.00
ECD & Partial Care	Sibusisiwe Creche	ECD	012-787	Ethekwini	Mpumalanga	Mpumalanga	130 894.00
ECD & Partial Care	Sigcawu Creche	ECD	051-583	Ethekwini	Mpumalanga	Mpumalanga	371 183.00
ECD & Partial Care	Sikelela Day Care	ECD	014-873	Ethekwini	Mpumalanga	Mpumalanga	241 681.00
ECD & Partial Care	Siyathuthuka Child	ECD	028-880	Ethekwini	Mpumalanga	Mpumalanga	119 284.00
ECD & Partial Care	Snethemba Pre School	ECD	029-094	Ethekwini	Mpumalanga	Mpumalanga	118 892.00
ECD & Partial Care	Siyaphambili Pre School	ECD	027-269	Ethekwini	Mpumalanga	Mpumalanga	242 773.00
ECD & Partial Care	Thembeke Day Care	ECD	028-022	Ethekwini	Mpumalanga	Mpumalanga	316 349.00
ECD & Partial Care	Tholulwazi Creche	ECD	051-625	Ethekwini	Mpumalanga	Mpumalanga	157 380.00
ECD & Partial Care	Slindokuhle Creche	ECD	084-265	Ethekwini	Mpumalanga	Mpumalanga	233 053.00
ECD & Partial Care	Zamubuhle Creche.	ECD	064-487	Ethekwini	Mpumalanga	Mpumalanga	117 637.00
ECD & Partial Care	Divine Connection Pre School	ECD	064-420	Ethekwini	Mpumalanga	Mpumalanga	313 327.00
ECD & Partial Care	Bhobhonono Creche	ECD	072-772	Ethekwini	Mpumalanga	Mpumalanga	116 302.00
ECD & Partial Care	Hammarsdale Maranatha Creche	ECD	090-416	Ethekwini	Mpumalanga	Mpumalanga	51 821.00
ECD & Partial Care	Maphindela Creche	ECD	058-488	Ethekwini	Mpumalanga	Mpumalanga	110 157.00
ECD & Partial Care	Umdoni Creche	ECD	117-228	Ethekwini	Mpumalanga	Mpumalanga	116 147.00
ECD & Partial Care	Vumelani Creche	ECD	090-695	Ethekwini	Mpumalanga	Mpumalanga	182 890.00
ECD & Partial Care	Baqalile Day Care	ECD	086-088	Ethekwini	Mpumalanga	Mpumalanga	145 388.00
ECD & Partial Care	Enhlalakahle Creche	ECD	105-994	Ethekwini	Mpumalanga	Mpumalanga	109 680.00
ECD & Partial Care	Isidingo Place Of Care	ECD	054-930	Ethekwini	Mpumalanga	Mpumalanga	195 420.00
ECD & Partial Care	Ithembalabantu Pre-School	ECD	090-700	Ethekwini	Mpumalanga	Pinetown	188 199.00
ECD & Partial Care	Nhlalakahle Creche	ECD	084-280	Ethekwini	Mpumalanga	Pinetown	216 885.00
ECD & Partial Care	Sakhisizwe	ECD	075-368	Ethekwini	Mpumalanga	Pinetown	195 062.00
ECD & Partial Care	Ntshongwen Ccreche	ECD	084-323	Ethekwini	Pinetown	Pinetown	234 159.00
ECD & Partial Care	Bartle Dube Pre School	ECD	023-000	Ethekwini	Pinetown	Pinetown	350 264.00
ECD & Partial Care	Birchwood Park	ECD	016-400	Ethekwini	Pinetown	Pinetown	263 720.00
ECD & Partial Care	Bhekisisa Creche	ECD	028-838	Ethekwini	Pinetown	Pinetown	77 243.00
ECD & Partial Care	Candy Floss Kinderg.	ECD	002-208	Ethekwini	Pinetown	Pinetown	-
ECD & Partial Care	Duduza	ECD	046-250	Ethekwini	Pinetown	Pinetown	238 890.00
ECD & Partial Care	Halala	ECD	016-171	Ethekwini	Pinetown	Pinetown	263 301.00

<u>SUB-PROGRAM</u>	<u>NAME OF ORGANISATION</u>	<u>CATEGORY</u>	<u>NPO Reg Number:</u>	<u>DISTRICT MUNICIPALITY</u>	<u>LOCAL MUNICIPALITY</u>	<u>SERVICE OFFICEICE</u>	<u>EXPENDITURE PER BAS</u>
ECD & Partial Care	Hlanganani Creche	ECD	030-973	Ethekwini	Pinetown	Pinetown	307 780.00
ECD & Partial Care	Hlophe	ECD	028-108	Ethekwini	Pinetown	Pinetown	315 706.00
ECD & Partial Care	Hector Peterson	ECD	020-569	Ethekwini	Pinetown	Pinetown	266 050.00
ECD & Partial Care	Imbaliyewe	ECD	029-365	Ethekwini	Pinetown	Pinetown	308 775.00
ECD & Partial Care	Ingqalabutho	ECD	027-370	Ethekwini	Pinetown	Pinetown	311 159.00
ECD & Partial Care	Ikusasaletu Pre School	ECD	047-298	Ethekwini	Pinetown	Pinetown	144 899.00
ECD & Partial Care	Indumiso Creche	ECD	037-996	Ethekwini	Pinetown	Pinetown	130 343.00
ECD & Partial Care	Insizwakazi	ECD	023-372	Ethekwini	Pinetown	Pinetown	298 704.00
ECD & Partial Care	J Ndwane	ECD	028-129	Ethekwini	Pinetown	Pinetown	141 088.00
ECD & Partial Care	Khayaletu Creche	ECD	030-826	Ethekwini	Pinetown	Pinetown	174 015.00
ECD & Partial Care	Klaarwater Siyababula	ECD	028-985	Ethekwini	Pinetown	Pinetown	353 587.00
ECD & Partial Care	Khulakale	ECD	038-795	Ethekwini	Pinetown	Pinetown	350 382.00
ECD & Partial Care	Kukhanya Day Care	ECD	059-004	Ethekwini	Pinetown	Pinetown	167 617.00
ECD & Partial Care	Lethusizo	ECD	017-650	Ethekwini	Pinetown	Pinetown	294 497.00
ECD & Partial Care	Lindokuhle	ECD	027-300	Ethekwini	Pinetown	Pinetown	150 420.00
ECD & Partial Care	Little Stars Creche	ECD	038-677	Ethekwini	Pinetown	Pinetown	289 828.00
ECD & Partial Care	Mbalenhle	ECD	019-064	Ethekwini	Pinetown	Pinetown	126 850.00
ECD & Partial Care	Mpola	ECD	016-835	Ethekwini	Pinetown	Pinetown	-
ECD & Partial Care	Mpumelelo	ECD	027-366	Ethekwini	Pinetown	Pinetown	275 126.00
ECD & Partial Care	Othandweni Day Care	ECD	016-027	Ethekwini	Pinetown	Pinetown	139 650.00
ECD & Partial Care	Sibanisethu	ECD	030-326	Ethekwini	Pinetown	Pinetown	-
ECD & Partial Care	Sibusisiwe Nursery	ECD	002-137	Ethekwini	Pinetown	Pinetown	214 897.00
ECD & Partial Care	Siphumulele	ECD	015-985	Ethekwini	Pinetown	Pinetown	250 225.00
ECD & Partial Care	Sithuthukile	ECD	033-685	Ethekwini	Pinetown	Pinetown	127 192.00
ECD & Partial Care	Siyakhula Creche	ECD	082-515	Ethekwini	Pinetown	Pinetown	128 191.00
ECD & Partial Care	Siyathuthuka	ECD	024-788	Ethekwini	Pinetown	Pinetown	322 907.00
ECD & Partial Care	Siyathuthuka	ECD	016-221	Ethekwini	Pinetown	Pinetown	231 515.00
ECD & Partial Care	Siyathuthuka	ECD	021-569	Ethekwini	Pinetown	Pinetown	155 591.00
ECD & Partial Care	Sizanani Creche	ECD	036-554	Ethekwini	Pinetown	Pinetown	241 000.00
ECD & Partial Care	St Leo	ECD	063-312	Ethekwini	Pinetown	Pinetown	213 143.00
ECD & Partial Care	Thandanani	ECD	029-727	Ethekwini	Pinetown	Pinetown	305 405.00
ECD & Partial Care	Thandanani	ECD	029-552	Ethekwini	Pinetown	Pinetown	156 853.00
ECD & Partial Care	Thembaletu Pre School	ECD	017-729	Ethekwini	Pinetown	Pinetown	552 788.00
ECD & Partial Care	Tholulwazi	ECD	056-434	Ethekwini	Pinetown	Pinetown	213 117.00
ECD & Partial Care	Tholuthando Pre School	ECD	030-289	Ethekwini	Pinetown	Pinetown	270 053.00
ECD & Partial Care	Ubhaqalesizwe	ECD	027-816	Ethekwini	Pinetown	Pinetown	242 208.00
ECD & Partial Care	Zamani	ECD	021-325	Ethekwini	Pinetown	Pinetown	319 108.00
ECD & Partial Care	Thobani Creche	ECD	097-774	Ethekwini	Pinetown	Pinetown	160 877.00
ECD & Partial Care	Toni Day Care	ECD	087-839	Ethekwini	Pinetown	Pinetown	206 284.00
ECD & Partial Care	Sibahle Creche	ECD	034-642	Ethekwini	Pinetown	Pinetown	228 608.00
ECD & Partial Care	Wyebank Creche	ECD	039-207	Ethekwini	Pinetown	Tonga Office	362 456.00

<u>SUB-PROGRAM</u>	<u>NAME OF ORGANISATION</u>	<u>CATEGORY</u>	<u>NPO Reg Number:</u>	<u>DISTRICT MUNICIPALITY</u>	<u>LOCAL MUNICIPALITY</u>	<u>SERVICE OFFICEICE</u>	<u>EXPENDITURE PER BAS</u>
ECD & Partial Care	Qalokusha Day Care Centre	ECD	054-485	Ethekwini	Tongaat	Tongaat Office	165 631.00
ECD & Partial Care	Qoqisizwe	ECD	064-214	Ethekwini	Tongaat	Tongaat Office	270 220.00
ECD & Partial Care	Senzokuhle Day Care	ECD	028-759	Ethekwini	Tongaat	Verulam	245 979.00
ECD & Partial Care	Zamokuhle	ECD	029-698	Ethekwini	Tongaat	Chatsworth	176 011.00
ECD & Partial Care	Zamani	ECD	064-019	Ethekwini	Tongaat	Chatsworth	257 081.00
ECD & Partial Care	Siyakhula Centre	ECD	028-475	Ethekwini	Verulam	Chatsworth	262 736.00
ECD & Partial Care	Qhakaza Cheshire	ECD	002-188	Ethekwini	Chatsworth	Chatsworth	203 088.00
ECD & Partial Care	Thandeka Creche	ECD	014-508	Ethekwini	Chatsworth	Chatsworth	331 590.00
ECD & Partial Care	Lindokuhle Primary School	ECD	082-850	Ethekwini	Chatsworth	Chatsworth	57 270.00
ECD & Partial Care	Dumolwakhe Pre-School	ECD	039-023	Ethekwini	Durban	Durban	89 888.00
ECD & Partial Care	Emoyeni	ECD	024-775	Ethekwini	Durban	Durban	387 065.00
ECD & Partial Care	Enkuliso Nursery School	ECD	012-447	Ethekwini	Durban	Durban	450 809.00
ECD & Partial Care	Little David. Centre.	ECD	045-627	Ethekwini	Durban	Durban	172 346.00
ECD & Partial Care	Folweni	ECD	044-119	Ethekwini	Umbumbulu	Umbumbulu	357 617.00
ECD & Partial Care	Ekuthobeka Educare Centre	ECD	010-577	Ethekwini	Umbumbulu	Umbumbulu	115 977.00
ECD & Partial Care	Josephine Makhanya	ECD	057-381	Ethekwini	Umbumbulu	Umbumbulu	616 350.00
ECD & Partial Care	Magabheni	ECD	032-611	Ethekwini	Umbumbulu	Umbumbulu	504 878.00
ECD & Partial Care	Nomafu Day Care	ECD	000-445	Ethekwini	Umbumbulu	Umbumbulu	215 754.00
ECD & Partial Care	Othiyeni	ECD	014-639	Ethekwini	Umbumbulu	Umbumbulu	249 094.00
ECD & Partial Care	Schoolool Of Hope	ECD	011-987	Ethekwini	Umbumbulu	Umbumbulu	255 826.00
ECD & Partial Care	Thembeni	ECD	049-777	Ethekwini	Umbumbulu	Umbumbulu	297 704.00
ECD & Partial Care	Ukukhanya Kwezwe	ECD	024-406	Ethekwini	Umbumbulu	Umbumbulu	166 000.00
ECD & Partial Care	Uthando Centre	ECD	023-323	Ethekwini	Umbumbulu	Umbumbulu	85 681.00
ECD & Partial Care	Zakhele	ECD	041-168	Ethekwini	Umbumbulu	Umbumbulu	237 393.00
ECD & Partial Care	Zamani	ECD	023-099	Ethekwini	Umbumbulu	Umbumbulu	225 344.00
ECD & Partial Care	Zimisele Creche	ECD	023-184	Ethekwini	Umbumbulu	Umbumbulu	122 046.00
ECD & Partial Care	Danganya Centre	ECD	008-229	Ethekwini	Umbumbulu	Umbumbulu	69 600.00
ECD & Partial Care	Intuthuko Day Care	ECD	029-500	Ethekwini	Umbumbulu	Umbumbulu	301 591.00
ECD & Partial Care	Khulakahle Dc Centre	ECD	011-802	Ethekwini	Umbumbulu	Umbumbulu	337 115.00
ECD & Partial Care	Phembisizwe	ECD	031-536	Ethekwini	Umbumbulu	Umbumbulu	272 073.00
ECD & Partial Care	Silindokuhle Creche	ECD	042-520	Ethekwini	Umbumbulu	Umbumbulu	273 843.00
ECD & Partial Care	Cebangolwazi Creche	ECD	083-369	Ethekwini	Umbumbulu	Umbumbulu	113 065.00
ECD & Partial Care	Ekuzameni Educare	ECD	060-416	Ethekwini	Umbumbulu	Umbumbulu	113 742.00
ECD & Partial Care	Inhlango Yezizwe Day Care	ECD	044-123	Ethekwini	Umbumbulu	Umbumbulu	85 548.00
ECD & Partial Care	Amagugu Esizwe Creche	ECD	083-366	Ethekwini	Umbumbulu	Umbumbulu	65 727.00
ECD & Partial Care	House Kids Educare Centre	ECD	082-907	Ethekwini	Umbumbulu	Umbumbulu	617 083.00
ECD & Partial Care	Jabulani Day Care Centre	ECD	060-080	Ethekwini	Umbumbulu	Umbumbulu	174 101.00
ECD & Partial Care	Kwa Mnguni Day Care Centre	ECD	047-880	Ethekwini	Umbumbulu	Umbumbulu	177 683.00
ECD & Partial Care	Mzamo Day Care Centre	ECD	054-687	Ethekwini	Umbumbulu	Umbumbulu	117 650.00
ECD & Partial Care	Othandweni Centre	ECD	060-529	Ethekwini	Umbumbulu	Umbumbulu	160 614.00
ECD & Partial Care	Silethimfundo Creche	ECD	083-367	Ethekwini	Umbumbulu	Umlazi	120 681.00

<u>SUB-PROGRAM</u>	<u>NAME OF ORGANISATION</u>	<u>CATEGORY</u>	<u>NPO Reg Number:</u>	<u>DISTRICT MUNICIPALITY</u>	<u>LOCAL MUNICIPALITY</u>	<u>SERVICE OFFICEICE</u>	<u>EXPENDITURE PER BAS</u>
ECD & Partial Care	Thembalesizwe Creche	ECD	064-986	Ethekwini	Umbumbulu	Umlazi	106 676.00
ECD & Partial Care	Sakhisizwe Day Care	ECD	075-423	Ethekwini	Umlazi	Umlazi	131 565.00
ECD & Partial Care	Cebolenkosi	ECD	008-190	Ethekwini	Umlazi	Umlazi	274 954.00
ECD & Partial Care	Daluxolo Centre.	ECD	025-002	Ethekwini	Umlazi	Umlazi	225 162.00
ECD & Partial Care	Dondo`S	ECD	041-250	Ethekwini	Umlazi	Umlazi	89 737.00
ECD & Partial Care	Ethembeni	ECD	029-430	Ethekwini	Umlazi	Umlazi	337 706.50
ECD & Partial Care	Inkanyiso	ECD	032-401	Ethekwini	Umlazi	Umlazi	276 966.00
ECD & Partial Care	Isandlasosizo	ECD	029-180	Ethekwini	Umlazi	Umlazi	200 236.00
ECD & Partial Care	Khanyisani Day Care.Centre	ECD	024-051	Ethekwini	Umlazi	Umlazi	167 583.00
ECD & Partial Care	Jabusizabantu	ECD	014-849	Ethekwini	Umlazi	Umlazi	179 556.00
ECD & Partial Care	Las Vergas Creche	ECD	093-530	Ethekwini	Umlazi	Umlazi	252 109.00
ECD & Partial Care	Little Flower	ECD	033-646	Ethekwini	Umlazi	Umlazi	94 352.00
ECD & Partial Care	Enhlanhleni -	ECD	039-199	Ethekwini	Umlazi	Umlazi	259 671.00
ECD & Partial Care	Mzamo -	ECD	029-079	Ethekwini	Umlazi	Umlazi	102 350.00
ECD & Partial Care	Sibusiswe	ECD	028-817	Ethekwini	Umlazi	Umlazi	278 530.00
ECD & Partial Care	Ukukhanya Kwemfundo	ECD	024-406	Ethekwini	Umlazi	Umlazi	97 610.00
ECD & Partial Care	Thembalihle	ECD	055-633	Ethekwini	Umlazi	Umlazi	93 652.00
ECD & Partial Care	Zamokuhle Creche	ECD	029-698	Ethekwini	Umlazi	Kwadakuza Office	58 576.00
ECD & Partial Care	Kusekhaya Creche	ECD	093-531	Ethekwini	Umlazi	Kwadakuza Office	276 475.00
ECD & Partial Care	Ekusizakaleni Creche	ECD	042-356	Ilembe	Kwadakuza	Kwadakuza Office	53 372.00
ECD & Partial Care	Inkanyezi	ECD	064-104	Ilembe	Kwadakuza	Kwadakuza Office	252 953.00
ECD & Partial Care	Love In Action	ECD	028-954	Ilembe	Kwadakuza	Kwadakuza Office	-
ECD & Partial Care	Lusizo Day Care Centre	ECD	064-217	Ilembe	Kwadakuza	Kwadakuza Office	77 465.00
ECD & Partial Care	Mbonomuhle Pre School	ECD	016-087	Ilembe	Kwadakuza	Kwadakuza Office	233 145.00
ECD & Partial Care	Mhlosheni Pre School	ECD	028-676	Ilembe	Kwadakuza	Kwadakuza Office	178 805.00
ECD & Partial Care	Nokukhanya Creche	ECD	034-442	Ilembe	Kwadakuza	Kwadakuza Office	107 255.00
ECD & Partial Care	Siyakhula	ECD	028-475	Ilembe	Kwadakuza	Kwadakuza Office	257 510.00
ECD & Partial Care	Sithokozise Educare Centre	ECD	028-879	Ilembe	Kwadakuza	Kwadakuza	49 335.00
ECD & Partial Care	Vulingqondo	ECD	029-993	Ilembe	Kwadakuza	Mandeni Office	235 568.00
ECD & Partial Care	Zizameleni	ECD	017-398	Ilembe	Kwadakuza	Mandeni Office	165 244.00
ECD & Partial Care	Isiphumelelo	ECD	032-784	Ilembe	Mandeni	Mandeni Office	246 619.00
ECD & Partial Care	Buhlebesizwe Creche	ECD	029-748	Ilembe	Mandeni	Mandeni Office	419 496.00
ECD & Partial Care	Ekuvukeni Creche	ECD	071-728	Ilembe	Mandeni	Mandeni Office	181 361.00
ECD & Partial Care	Intuthuko Creche	ECD	073-677	Ilembe	Mandeni	Mandeni Office	241 242.00
ECD & Partial Care	Inhlansi Yolwazi Creche	ECD	047-209	Ilembe	Mandeni	Mandeni Office	92 753.00
ECD & Partial Care	Mzamomuhle Creche	ECD	038-385	Ilembe	Mandeni	Mandeni Office	649 520.00
ECD & Partial Care	Mathonsi	ECD	038-435	Ilembe	Mandeni	Mandeni Office	176 694.00
ECD & Partial Care	Masakhane Creche	ECD	045-704	Ilembe	Mandeni	Mandeni Office	145 508.00
ECD & Partial Care	Isiqalo Semfundo Creche	ECD	066- 908	Ilembe	Mandeni	Mandeni Office	323 586.00
ECD & Partial Care	Siyakha Day Care Centre	ECD	102-038	Ilembe	Mandeni	Mandeni Office	115 290.00
ECD & Partial Care	Shekembuya Ecd Centre	ECD	093-258	Ilembe	Mandeni	Mandeni Office	113 256.00

<u>SUB-PROGRAM</u>	<u>NAME OF ORGANISATION</u>	<u>CATEGORY</u>	<u>NPO Reg Number:</u>	<u>DISTRICT MUNICIPALITY</u>	<u>LOCAL MUNICIPALITY</u>	<u>SERVICE OFFICE</u>	<u>EXPENDITURE PER BAS</u>
ECD & Partial Care	Sonqoba Creche	ECD	044-935	Ilembe	Mandeni	Mandeni Office	94 091.00
ECD & Partial Care	Thandanani Creche	ECD	030-528	Ilembe	Mandeni	Mandeni Office	342 288.00
ECD & Partial Care	Yenzokuhle Creche	ECD	090-986	Ilembe	Mandeni	Mandeni Office	314 289.00
ECD & Partial Care	Zimiseleni Educare Centre	ECD	002- 437	Ilembe	Mandeni	Mandeni Office	280 436.00
ECD & Partial Care	Intobeko Creche	ECD	038- 550	Ilembe	Mandeni	Mandeni Office	246 990.00
ECD & Partial Care	Evutha	ECD	039-096	Ilembe	Mandeni	Mandeni Office	123 196.00
ECD & Partial Care	Siyazama Creche	ECD	046-358	Ilembe	Mandeni	Mandeni Office	99 153.00
ECD & Partial Care	Buhlebuyeza Creche.	ECD	035-719	Ilembe	Mandeni	Mandeni Office	172 719.00
ECD & Partial Care	Makhwanini	ECD	096-318	Ilembe	Mandeni	Mandeni Office	129 845.00
ECD & Partial Care	Othandweni Day Care	ECD	101-846	Ilembe	Mandeni	Mandeni Office	104 164.00
ECD & Partial Care	Sthandimfundo Creche	ECD	092-397	Ilembe	Mandeni	Mandeni Office	108 428.00
ECD & Partial Care	Sanele Creche	ECD	073-895	Ilembe	Mandeni	Mandeni Office	191 270.00
ECD & Partial Care	Khulunotho Day Care Centre.	ECD	114-471	Ilembe	Mandeni	Mandeni Office	102 746.00
ECD & Partial Care	Ndulinde Creche.	ECD	103-136	Ilembe	Mandeni	Maphumulo	179 223.00
ECD & Partial Care	Umbelewabantwana Creche	ECD	092-796	Ilembe	Mandeni	Maphumulo	207 173.00
ECD & Partial Care	Vulingqondo Centre.	ECD	083-329	Ilembe	Mandeni	Maphumulo	100 518.00
ECD & Partial Care	Amandlendllovu	ECD	064-103	Ilembe	Maphumulo	Maphumulo	96 286.00
ECD & Partial Care	Bekezela	ECD	029-245	Ilembe	Maphumulo	Maphumulo	180 595.00
ECD & Partial Care	Ithubalethu	ECD	016-504	Ilembe	Maphumulo	Maphumulo	105 216.00
ECD & Partial Care	Khayalempilpo	ECD	024-569	Ilembe	Maphumulo	Maphumulo	141 409.00
ECD & Partial Care	Lihlithemba Pre-School.	ECD	041-084	Ilembe	Maphumulo	Maphumulo	126 422.00
ECD & Partial Care	Malusomuhle	ECD	064-211	Ilembe	Maphumulo	Maphumulo	94 427.00
ECD & Partial Care	Simunye	ECD	028-784	Ilembe	Maphumulo	Maphumulo	68 509.00
ECD & Partial Care	Siphebhokuhle	ECD	064-020	Ilembe	Maphumulo	Maphumulo	194 783.00
ECD & Partial Care	Sikhethokuhle	ECD	028-804	Ilembe	Maphumulo	Maphumulo	89 601.00
ECD & Partial Care	Siyaphambili	ECD	035-636	Ilembe	Maphumulo	Maphumulo	68 028.00
ECD & Partial Care	Sizamimfundo	ECD	032-535	Ilembe	Maphumulo	Maphumulo	109 448.00
ECD & Partial Care	Siyathuthuka Maqadi	ECD	028-911	Ilembe	Maphumulo	Maphumulo	137 055.00
ECD & Partial Care	Thembaletu Creche	ECD	083-181	Ilembe	Maphumulo	Maphumulo	79 983.00
ECD & Partial Care	Thembokuhle	ECD	064-000	Ilembe	Maphumulo	Maphumulo	66 115.00
ECD & Partial Care	Thubalethu	ECD	041-853	Ilembe	Maphumulo	Maphumulo	80 100.00
ECD & Partial Care	Thuthukani	ECD	017-765	Ilembe	Maphumulo	Maphumulo	100 252.00
ECD & Partial Care	Khulani Creche	ECD	029-920	Ilembe	Maphumulo	Maphumulo	192 498.00
ECD & Partial Care	Kwathi Bha Creche.	ECD	085-502	Ilembe	Maphumulo	Maphumulo	71 538.00
ECD & Partial Care	Sakhokwethu Creche.	ECD	121-076	Ilembe	Maphumulo	Ndwedwe	138 764.00
ECD & Partial Care	Zimisele Shwathi Creche	ECD	066-408	Ilembe	Maphumulo	Ndwedwe	106 557.00
ECD & Partial Care	Khethokuhle	ECD	064-207	Ilembe	Maphumulo	Ndwedwe	61 609.00
Children & Families	Antioch Day Care	ECD	007-468	Harry Gwala	Umzimkhulu	Umzimkhulu	75 915.00
Children & Families	Banginyama	ECD	019-784	Harry Gwala	Umzimkhulu	Umzimkhulu	83 492.00
Children & Families	Beersheba	ECD	064-001	Harry Gwala	Underberg	Underberg	54 985.00
Children & Families	Bhongweni	ECD	038-793	Harry Gwala	Great Kokstad	Kokstad	118 904.00

<u>SUB-PROGRAM</u>	<u>NAME OF ORGANISATION</u>	<u>CATEGORY</u>	<u>NPO Reg Number:</u>	<u>DISTRICT MUNICIPALITY</u>	<u>LOCAL MUNICIPALITY</u>	<u>SERVICE OFFICEICE</u>	<u>EXPENDITURE PER BAS</u>
Children & Families	Bonny Ridge Pre-School	ECD	054-532	Harry Gwala	Umzimkhulu	Umzimkhulu	12 773.00
Children & Families	Boy Gwagwa Pmb	ECD	021-213	Harry Gwala	Umzimkhulu	Umzimkhulu	101 453.00
Children & Families	Bubuhle Day Care	ECD	076-360	Harry Gwala	Great Kokstad	Kokstad	116 181.00
Children & Families	Buhlebemvelo	ECD	064-057	Harry Gwala	Underberg	Underberg	59 879.00
Children & Families	Buhlebezwe Creche	ECD	042-386	Harry Gwala	Underberg	Underberg	95 833.00
Children & Families	Buhlebokusizana	ECD	032-286	Harry Gwala	Underberg	Underberg	74 688.00
Children & Families	Chancele Pre-School	ECD	014-966	Harry Gwala	Umzimkhulu	Umzimkhulu	80 497.00
Children & Families	Ekupholeni Creche	ECD	043-053	Harry Gwala	Bulwer	Hlanganani	104 863.00
Children & Families	Ekuthuleni Creche	ECD	063-248	Harry Gwala	Underberg	Underberg	127 472.00
Children & Families	Emtshibeni Pre School	ECD	060-171	Harry Gwala	Umzimkhulu	Umzimkhulu	38 545.00
Children & Families	Enhlanheleni	ECD	043-076	Harry Gwala	Underberg	Underberg	42 608.00
Children & Families	Entokozweni Creche	ECD	079-911	Harry Gwala	Bulwer	Hlanganani	106 364.00
Children & Families	Fairfiel Pre School	ECD	050-572	Harry Gwala	Umzimkhulu	Umzimkhulu	54 234.00
Children & Families	Fouten Pre-School	ECD	069-128	Harry Gwala	Umzimkhulu	Umzimkhulu	42 476.00
Children & Families	Funulwazi	ECD	060-173	Harry Gwala	Umzimkhulu	Umzimkhulu	39 369.00
Children & Families	Gcwentsa Creche	ECD	056-840	Harry Gwala	Umzimkhulu	Umzimkhulu	71 308.00
Children & Families	Gudlintaba	ECD	007-467	Harry Gwala	Umzimkhulu	Umzimkhulu	55 848.00
Children & Families	Gugwini	ECD	041-524	Harry Gwala	Umzimkhulu	Umzimkhulu	36 197.00
Children & Families	Ibisi Pre-School	ECD	047-628	Harry Gwala	Umzimkhulu	Umzimkhulu	78 716.00
Children & Families	Ikhwezi Day Care Creche	ECD	008-856	Harry Gwala	Umzimkhulu	Umzimkhulu	116 253.00
Children & Families	Ikhwezi	ECD	044-191	Harry Gwala	Great Kokstad	Kokstad	327 096.00
Children & Families	Imbaliyamazul Creche	ECD	064-008	Harry Gwala	Bulwer	Hlanganani	46 780.00
Children & Families	Impumelelo	ECD	048-362	Harry Gwala	Ixopo	Ixopo	114 341.00
Children & Families	Induduzo Creche	ECD	048-623	Harry Gwala	Ixopo	Ixopo	116 713.00
Children & Families	Ingeli Pre-School	ECD	052-334	Harry Gwala	Great Kokstad	Kokstad	59 046.00
Children & Families	Inkanyiso Pre-School	ECD	014-171	Harry Gwala	Umzimkhulu	Umzimkhulu	99 027.00
Children & Families	Ityatyambo	ECD	024-765	Harry Gwala	Umzimkhulu	Umzimkhulu	47 205.00
Children & Families	Khanyiselani Creche	ECD	049-543	Harry Gwala	Great Kokstad	Kokstad	121 634.00
Children & Families	Kransdraai	ECD	064-008	Harry Gwala	Great Kokstad	Kokstad	74 895.00
Children & Families	Lady Of Sorrow	ECD	064-116	Harry Gwala	Ixopo	Ixopo	76 004.00
Children & Families	Langelihle Creche	ECD	050-400	Harry Gwala	Bulwer	Hlanganani	73 118.00
Children & Families	Lindokuhle Creche	ECD	070-425	Harry Gwala	Bulwer	Hlanganani	65 059.00
Children & Families	Lower Mfundeni	ECD	048-971	Harry Gwala	Umzimkhulu	Umzimkhulu	36 600.00
Children & Families	Luncedo Creche	ECD	022-607	Harry Gwala	Great Kokstad	Kokstad	183 120.00
Children & Families	Luncedo Pre-School	ECD	022-607	Harry Gwala	Umzimkhulu	Umzimkhulu	155 623.00
Children & Families	Lungelo Creche	ECD	048-772	Harry Gwala	Ixopo	Ixopo	64 871.00
Children & Families	Lusiza Creche	ECD	038-389	Harry Gwala	Underberg	Underberg	83 354.00
Children & Families	Mahafana Creche	ECD	093-982	Harry Gwala	Ixopo	Ixopo	44 531.00
Children & Families	Mangozi Creche	ECD	034-329	Harry Gwala	Underberg	Underberg	73 433.00
Children & Families	Masakhane Creche	ECD	048-901	Harry Gwala	Ixopo	Ixopo	62 768.00
Children & Families	Masakhane Women's Org	ECD	026-570	Harry Gwala	Ixopo	Ixopo	21 574.00

<u>SUB-PROGRAM</u>	<u>NAME OF ORGANISATION</u>	<u>CATEGORY</u>	<u>NPO Reg Number:</u>	<u>DISTRICT MUNICIPALITY</u>	<u>LOCAL MUNICIPALITY</u>	<u>SERVICE OFFICEICE</u>	<u>EXPENDITURE PER BAS</u>
Children & Families	Masamani Creche	ECD	042-474	Harry Gwala	Umzimkhulu	Umzimkhulu	55 981.00
Children & Families	Masikhulu Pre-School	ECD	043-036	Harry Gwala	Umzimkhulu	Umzimkhulu	88 901.00
Children & Families	Masikhule	ECD	067-840	Harry Gwala	Umzimkhulu	Umzimkhulu	65 573.00
Children & Families	Mawela Creche	ECD	048-763	Harry Gwala	Ixopo	Ixopo	84 334.00
Children & Families	Mbalenhle	ECD	033-347	Harry Gwala	Underberg	Underberg	74 201.00
Children & Families	Mfundweni Pre-School	ECD	070-216	Harry Gwala	Umzimkhulu	Umzimkhulu	44 434.00
Children & Families	Mhlangeni	ECD	030-456	Harry Gwala	Underberg	Underberg	46 771.00
Children & Families	Mkohlwa Creche	ECD	064-114	Harry Gwala	Bulwer	Hlanganani	56 711.00
Children & Families	Mount Horeb	ECD	064-266	Harry Gwala	Umzimkhulu	Umzimkhulu	0 036.00
Children & Families	Mzamo Creche	ECD	020-611	Harry Gwala	Umzimkhulu	Umzimkhulu	30 341.00
Children & Families	Mzokhulllayo Creche	ECD	070-070	Harry Gwala	Underberg	Underberg	56 602.00
Children & Families	Ndoyela Creche	ECD	032-170	Harry Gwala	Bulwer	Hlanganani	63 556.00
Children & Families	New Generation Pre-School	ECD	069-213	Harry Gwala	Umzimkhulu	Umzimkhulu	32 764.00
Children & Families	Nomzamo Pre-School	ECD	048-704	Harry Gwala	Umzimkhulu	Umzimkhulu	62 009.00
Children & Families	Nontsikelelo	ECD	054-685	Harry Gwala	Umzimkhulu	Umzimkhulu	95 197.00
Children & Families	Ntselelo Creche	ECD	070-642	Harry Gwala	Umzimkhulu	Umzimkhulu	73 588.00
Children & Families	Ntwasahlobo	ECD	064-012	Harry Gwala	Underberg	Underberg	46 601.00
Children & Families	Nzululwazi Pre-School	ECD	066-575	Harry Gwala	Great Kokstad	Kokstad	78 553.00
Children & Families	Othandweni Creche	ECD	068-609	Harry Gwala	Ixopo	Ixopo	70 876.00
Children & Families	Phucukani	ECD	069-155	Harry Gwala	Umzimkhulu	Umzimkhulu	61 624.00
Children & Families	Phuthuma	ECD	034-830	Harry Gwala	Underberg	Underberg	70 817.00
Children & Families	Power Of Prayer	ECD	066-563	Harry Gwala	Great Kokstad	Kokstad	59 131.00
Children & Families	Qalakabusha Creche	ECD	055-536	Harry Gwala	Underberg	Underberg	66 212.00
Children & Families	Qalakancane	ECD	035-308	Harry Gwala	Underberg	Underberg	108 538.00
Children & Families	Qalakancane	ECD	035-308	Harry Gwala	Bulwer	Hlanganani	68 291.00
Children & Families	Rauka	ECD	020-182	Harry Gwala	Umzimkhulu	Umzimkhulu	15 734.00
Children & Families	Rondardraai	ECD	010-850	Harry Gwala	Umzimkhulu	Umzimkhulu	37 808.00
Children & Families	Sakhisizwe Pre-School	ECD	046-953	Harry Gwala	Great Kokstad	Kokstad	212 462.00
Children & Families	Sbonelo Creche	ECD	047-564	Harry Gwala	Ixopo	Ixopo	124 662.00
Children & Families	Senzokuhle Creche	ECD	039-261	Harry Gwala	Ixopo	Ixopo	85 671.00
Children & Families	Shayamoya	ECD	034-796	Harry Gwala	Great Kokstad	Kokstad	145 548.00
Children & Families	Sibonelo Pre-School	ECD	055-789	Harry Gwala	Umzimkhulu	Umzimkhulu	48 348.00
Children & Families	Sinenjabulo Creche	ECD	059-163	Harry Gwala	Bulwer	Hlanganani	182 872.00
Children & Families	Sinethemba Creche	ECD	064-112	Harry Gwala	Umzimkhulu	Umzimkhulu	88 075.00
Children & Families	Sipheshle Creche	ECD	069-277	Harry Gwala	Ixopo	Ixopo	66 226.00
Children & Families	Siyalakha Pre-School	ECD	054-031	Harry Gwala	Great Kokstad	Kokstad	84 792.00
Children & Families	Siyanda Creche	ECD	041-551	Harry Gwala	Bulwer	Hlanganani	49 385.00
Children & Families	Siyaphakama Creche	ECD	007-460	Harry Gwala	Umzimkhulu	Umzimkhulu	66 706.00
Children & Families	Siyathuthuka Creche	ECD	013-833	Harry Gwala	Umzimkhulu	Umzimkhulu	43 994.00
Children & Families	Siyathuthuka Creche	ECD	049-129	Harry Gwala	Underberg	Underberg	75 944.00
Children & Families	Siyavuya Creche	ECD	065-509	Harry Gwala	Great Kokstad	Kokstad	88 705.00

<u>SUB-PROGRAM</u>	<u>NAME OF ORGANISATION</u>	<u>CATEGORY</u>	<u>NPO Reg Number:</u>	<u>DISTRICT MUNICIPALITY</u>	<u>LOCAL MUNICIPALITY</u>	<u>SERVICE OFFICEICE</u>	<u>EXPENDITURE PER BAS</u>
Children & Families	Siyazimisela Creche	ECD	032-459	Harry Gwala	Underberg	Underberg	87 845.00
Children & Families	Siyethemba Creche	ECD	059-163	Harry Gwala	Bulwer	Hlanganani	88 917.00
Children & Families	Sizakahle Creche	ECD	070-168	Harry Gwala	Bulwer	Hlanganani	130 708.00
Children & Families	Sizakancane Creche	ECD	056-403	Harry Gwala	Bulwer	Hlanganani	62 527.00
Children & Families	Sizakancane Creche	ECD	056-910	Harry Gwala	Umzimkhulu	Umzimkhulu	36 176.00
Children & Families	Sizanani Creche	ECD	036-524	Harry Gwala	Bulwer	Hlanganani	87 971.00
Children & Families	Sizanani Creche	ECD	063-985	Harry Gwala	Ixopo	Ixopo	85 509.00
Children & Families	Sizisizwe Creche	ECD	049-431	Harry Gwala	Ixopo	Ixopo	49 641.00
Children & Families	Sondela	ECD	031-860	Harry Gwala	Underberg	Underberg	70 809.00
Children & Families	St Peters Creche	ECD	008-125	Harry Gwala	Umzimkhulu	Umzimkhulu	47 334.00
Children & Families	Sukumani Creche	ECD	042-611	Harry Gwala	Bulwer	Hlanganani	73 783.00
Children & Families	Sylvia Creche	ECD	049-932	Harry Gwala	Bulwer	Hlanganani	59 726.00
Children & Families	Thandanani Creche	ECD	016-154	Harry Gwala	Umzimkhulu	Umzimkhulu	84 210.00
Children & Families	Thembalihle Creche	ECD	059-169	Harry Gwala	Bulwer	Hlanganani	70 136.00
Children & Families	Thembelihle Creche	ECD	060-190	Harry Gwala	Umzimkhulu	Umzimkhulu	78 654.00
Children & Families	Thembisa Creche	ECD	048-748	Harry Gwala	Ixopo	Ixopo	83 286.00
Children & Families	Thokomala Creche	ECD	058-446	Harry Gwala	Umzimkhulu	Umzimkhulu	48 477.00
Children & Families	Thuthukani Creche	ECD	070-310	Harry Gwala	Umzimkhulu	Umzimkhulu	91 808.00
Children & Families	Thuthukani Makhoba Creche	ECD	066-553	Harry Gwala	Great Kokstad	Kokstad	63 598.00
Children & Families	Udumo Creche	ECD	034-639	Harry Gwala	Bulwer	Hlanganani	53 473.00
Children & Families	Ulwazi Learning	ECD	070-187	Harry Gwala	Great Kokstad	Kokstad	56 099.00
Children & Families	Ulwazi Pre-School	ECD	055-547	Harry Gwala	Great Kokstad	Kokstad	81 552.00
Children & Families	Uthandolwethu Creche	ECD	053-740	Harry Gwala	Great Kokstad	Kokstad	127 168.00
Children & Families	Vuka Creche	ECD	055-552	Harry Gwala	Bulwer	Hlanganani	34 751.00
Children & Families	Vukani Creche	ECD	056-038	Harry Gwala	Bulwer	Hlanganani	38 396.00
Children & Families	Vukukhanye Creche	ECD	124-290	Harry Gwala	Ixopo	Ixopo	91 234.00
Children & Families	Vukuzithathe Creche	ECD	031-721	Harry Gwala	Underberg	Underberg	71 377.00
Children & Families	Vulindlela Pre-School	ECD	048-852	Harry Gwala	Umzimkhulu	Umzimkhulu	84 605.00
Children & Families	Vulingqondo Creche	ECD	070-452	Harry Gwala	Bulwer	Hlanganani	139 476.00
Children & Families	Vunokuhle Pre-School	ECD	021-605	Harry Gwala	Umzimkhulu	Umzimkhulu	35 929.00
Children & Families	Washbank Creche	ECD	057-805	Harry Gwala	Umzimkhulu	Umzimkhulu	95 602.00
Children & Families	Wexford Creche	ECD	053-762	Harry Gwala	Umzimkhulu	Umzimkhulu	20 794.00
Children & Families	Youth Christian Movement	ECD	125-939	Harry Gwala	Great Kokstad	Kokstad	226 256.00
Children & Families	Zamkelezonke Creche	ECD	028-454	Harry Gwala	Great Kokstad	Kokstad	121 212.00
Children & Families	Zamokuhle	ECD	070-093	Harry Gwala	Bulwer	Hlanganani	30 829.00
Children & Families	Zanokhanyo Creche	ECD	053-929	Harry Gwala	Great Kokstad	Kokstad	58 721.00
Children & Families	Zimele Creche	ECD	054-758	Harry Gwala	Umzimkhulu	Umzimkhulu	58 976.00
Children & Families	Zizamele Creche	ECD	039-857	Harry Gwala	Underberg	Underberg	45 807.00
Children & Families	Zizamele Creche	ECD	052-735	Harry Gwala	Umzimkhulu	Umzimkhulu	58 889.00
Children & Families	Zothani Creche	ECD	053-357	Harry Gwala	Bulwer	Hlanganani	98 563.00
Children & Families	Zwelikhanyile Creche	ECD	056-463	Harry Gwala	Umzimkhulu	Umzimkhulu	35 151.00

<u>SUB-PROGRAM</u>	<u>NAME OF ORGANISATION</u>	<u>CATEGORY</u>	<u>NPO Reg Number:</u>	<u>DISTRICT MUNICIPALITY</u>	<u>LOCAL MUNICIPALITY</u>	<u>SERVICE OFFICEICE</u>	<u>EXPENDITURE PER BAS</u>
Children & Families	Amahlongwa Creche	ECD	067-838	Ugu	Vulamehlo	Vulamehlo	192 960.00
Children & Families	Amahlubi	ECD	070-135	Ugu	Hibiscus	Port Shepstone	196 969.00
Children & Families	Bambisanani	ECD	050-986	Ugu	Vulamehlo	Vulamehlo	104 733.00
Children & Families	Betania	ECD	064-055	Ugu	Hibiscus	Port Shepstone	675 933.00
Children & Families	Bhekithemba	ECD	047-547	Ugu	Vulamehlo	Vulamehlo	132 436.00
Children & Families	Bhomela Creche	ECD	060-161	Ugu	Hibiscus	Port Shepstone	266 441.00
Children & Families	Bonakele Creche	ECD	067-794	UGU	Vulamehlo	Vulamehlo	80 353.00
Children & Families	Bongumusa	ECD	048-106	UGU	Umuziwabantu	Harding	57 639.00
Children & Families	Bovini Creche	ECD	048-295	UGU	Hibiscus	Port Shepstone	147 872.00
Children & Families	Buhlebuyeza	ECD	049-606	UGU	Umuziwabantu	Harding	89 715.00
Children & Families	Ceclani Creche	ECD	013-850	UGU	Vulamehlo	Vulamehlo	84 589.00
Children & Families	Celeza Creche	ECD	049-120	UGU	Umuziwabantu	Harding	72 179.00
Children & Families	Cothoza	ECD	044-205	UGU	Umzumbe	Umzumbe	218 976.00
Children & Families	Dayimane Creche	ECD	060-163	UGU	Vulamehlo	Vulamehlo	63 037.00
Children & Families	Dududu	ECD	064-115	UGU	Vulamehlo	Vulamehlo	88 277.00
Children & Families	Ebenazar	ECD	046-425	UGU	Hibiscus	Port Shepstone	350 079.00
Children & Families	Ebenezer Creche	ECD	066-650	UGU	Izingolweni	Izingolweni	130 368.00
Children & Families	Edeni	ECD	064-209	UGU	Izingolweni	Izingolweni	45 411.00
Children & Families	Ekubusweni Creche	ECD	036-595	UGU	Vulamehlo	Vulamehlo	111 123.00
Children & Families	Ekujabuleni Creche	ECD	095-232	UGU	Umzumbe	Umzumbe	88 786.00
Children & Families	Ekukhanyeni Creche	ECD	045-971	UGU	Vulamehlo	Vulamehlo	130 508.00
Children & Families	Ekukhanyeni Creche	ECD	048-029	UGU	Umuziwabantu	Harding	128 197.00
Children & Families	Ekuthokozeni Creche	ECD	048-108	UGU	Umuziwabantu	Harding	156 103.00
Children & Families	Ekuthuleni Creche	ECD	023-696	UGU	Izingolweni	Izingolweni	224 678.00
Children & Families	Enkanyisweni	ECD	044-031	UGU	Umzumbe	Umzumbe	103 745.00
Children & Families	Enkanyisweni	ECD	067-811	UGU	Vulamehlo	Vulamehlo	140 912.00
Children & Families	Enkoneni	ECD	062-157	UGU	Gamalakhe	Gamalakhe	77 879.00
Children & Families	Enkungwini	ECD	067-799	UGU	Umzumbe	Umzumbe	25 449.00
Children & Families	Entokozweni Creche	ECD	066-003	UGU	Umzumbe	Umzumbe	98 448.00
Children & Families	Entokozweni Creche	ECD	065-442	UGU	Gamalakhe	Gamalakhe	326 929.00
Children & Families	Esibusisweni	ECD	021-367	UGU	Hibiscus	Port Shepstone	129 377.00
Children & Families	Esperanza Violet Creche	ECD	057-342	UGU	Umdoni	Umzinto	50 504.00
Children & Families	Frankland Khulani	ECD	012-674	UGU	Hibiscus	Port Shepstone	109 224.00
Children & Families	Fundukuzenzela Creche	ECD	069-127	UGU	Gamalakhe	Gamalakhe	188 719.00
Children & Families	Funulwazi	ECD	047-027	UGU	Umuziwabantu	Harding	161 667.00
Children & Families	Funulwazi	ECD	067-790	UGU	Umzumbe	Umzumbe	100 925.00
Children & Families	Goat Oxland & Sheepwalk	ECD	063-999	UGU	Vulamehlo	Vulamehlo	108 017.00
Children & Families	Gobizazi Creche	ECD	044-702	UGU	Vulamehlo	Vulamehlo	182 927.00
Children & Families	Gugulabasha	ECD	049-592	UGU	Umuziwabantu	Harding	87 361.00
Children & Families	Gugulethu	ECD	064-053	UGU	Umuziwabantu	Harding	108 738.00
Children & Families	Hlwathika	ECD	070-280	UGU	Umzumbe	Phungashe	83 729.00

<u>SUB-PROGRAM</u>	<u>NAME OF ORGANISATION</u>	<u>CATEGORY</u>	<u>NPO Reg Number:</u>	<u>DISTRICT MUNICIPALITY</u>	<u>LOCAL MUNICIPALITY</u>	<u>SERVICE OFFICEICE</u>	<u>EXPENDITURE PER BAS</u>
Children & Families	Ibhekamanyusa Creche	ECD	122-458	UGU	Izingolweni	Izingolweni	115 164.00
Children & Families	Impucuko	ECD	044-008	UGU	Umzumbe	Umzumbe	83 712.00
Children & Families	Indabuko	ECD	049-591	UGU	Umuziwabantu	Harding	107 647.00
Children & Families	Intwela Pmb 069-009	ECD	069-009	UGU	Umzumbe	Umzumbe	100 346.00
Children & Families	Ireland Creche	ECD	093-493	UGU	Umzumbe	Phungashe	128 317.00
Children & Families	Isangcwaba	ECD	021-211	UGU	Vulamehlo	Vulamehlo	86 268.00
Children & Families	Isibusiso Creche	ECD	063-997	UGU	Vulamehlo	Vulamehlo	123 622.00
Children & Families	Isokuhle	ECD	070-207	UGU	Umzumbe	Phungashe	42 519.00
Children & Families	Jabula Saga	ECD	007-089	UGU	Umdoni	Umzinto	38 692.00
Children & Families	Johnsdale	ECD	043-850	UGU	Umzumbe	Phungashe	28 567.00
Children & Families	Khanyanjalo	ECD	061-656	UGU	Umuziwabantu	Harding	90 633.00
Children & Families	Khanyisani	ECD	063-911	UGU	Umuziwabantu	Harding	81 985.00
Children & Families	Khayaletu	ECD	093-204	UGU	Umuziwabantu	Harding	53 362.00
Children & Families	Khayaletu	ECD	049-737	UGU	Umuziwabantu	Harding	51 205.00
Children & Families	Khayelihle	ECD	065-412	UGU	Gamalakhe	Gamalakhe	125 375.00
Children & Families	Khayelihle Day Care	ECD	093-371	UGU	Umdoni	Umzinto	104 240.00
Children & Families	Khonzinkosi	ECD	070-045	UGU	Umuziwabantu	Harding	74 622.00
Children & Families	Khulamntwana Creche	ECD	064-014	UGU	Umzumbe	Umzumbe	336 698.00
Children & Families	Khulisa Creche	ECD	064-052	UGU	Vulamehlo	Vulamehlo	347 133.00
Children & Families	Khulunathi	ECD	077-044	UGU	Gamalakhe	Gamalakhe	234 379.00
Children & Families	Kusaseli Creche	ECD	092-285	UGU	Umuziwabantu	Harding	79 893.00
Children & Families	Kwadado	ECD	063-387	UGU	Umzumbe	Umzumbe	124 703.00
Children & Families	Lingeletu	ECD	048-131	UGU	Umuziwabantu	Harding	66 782.00
Children & Families	Little Angels Creche	ECD	017-267	UGU	Umzumbe	Umzumbe	79 382.00
Children & Families	Little Pony Pmb 049-486	ECD	049-486	UGU	Umdoni	Umzinto	147 889.00
Children & Families	Lucas Creche	ECD	044-066	UGU	Umzumbe	Umzumbe	154 568.00
Children & Families	Magawana	ECD	049-558	UGU	Umuziwabantu	Harding	63 063.00
Children & Families	Magugu Creche	ECD	070-487	UGU	Umzumbe	Phungashe	116 448.00
Children & Families	Mahlaba Creche	ECD	064-224	UGU	Vulamehlo	Vulamehlo	77 339.00
Children & Families	Maqhoga	ECD	047-947	UGU	Umzumbe	Phungashe	16 013.00
Children & Families	Masakhane Creche	ECD	008-158	UGU	Vulamehlo	Vulamehlo	159 359.00
Children & Families	Masizakhe	ECD	036-573	UGU	Vulamehlo	Vulamehlo	81 213.00
Children & Families	Mathulini	ECD	067-843	UGU	Umzumbe	Umzumbe	134 036.00
Children & Families	Mayfield	ECD	046-006	UGU	Vulamehlo	Vulamehlo	118 276.00
Children & Families	Mayibuye	ECD	066-543	UGU	Izingolweni	Izingolweni	144 354.00
Children & Families	Mbulula	ECD	060-180	UGU	Vulamehlo	Vulamehlo	169 318.00
Children & Families	Merlewood	ECD	070-140	UGU	Hibiscus	Port Shepstone	161 656.00
Children & Families	Mhlahlandlela	ECD	063-738	UGU	Izingolweni	Izingolweni	113 001.00
Children & Families	Mhlonhlweni	ECD	067-812	UGU	Vulamehlo	Vulamehlo	103 386.00
Children & Families	Mkhoba Creche	ECD	070-172	UGU	Umuziwabantu	Harding	155 256.00
Children & Families	Mpucuko Creche	ECD	090-173	UGU	Umzumbe	Phungashe	75 498.00

<u>SUB-PROGRAM</u>	<u>NAME OF ORGANISATION</u>	<u>CATEGORY</u>	<u>NPO Reg Number:</u>	<u>DISTRICT MUNICIPALITY</u>	<u>LOCAL MUNICIPALITY</u>	<u>SERVICE OFFICEICE</u>	<u>EXPENDITURE PER BAS</u>
Children & Families	Mqangala	ECD	069-154	UGU	Vulamehlo	Vulamehlo	93 491.00
Children & Families	Nakekela Creche	ECD	064-046	UGU	Umzumbe	Umzumbe	126 738.00
Children & Families	Nobantu Creche	ECD	036-306	UGU	Umuziwabantu	Harding	66 091.00
Children & Families	Nomnandi	ECD	017-809	UGU	Izingolweni	Izingolweni	162 402.00
Children & Families	Nsiken Creche	ECD	093-979	UGU	Izingolweni	Izingolweni	137 276.00
Children & Families	Ntimbankulu	ECD	063-445	UGU	Umzumbe	Umzumbe	244 732.00
Children & Families	Ntokozweni	ECD	014-243	UGU	Izingolweni	Izingolweni	155 876.00
Children & Families	Ntokozweni	ECD	067-783	UGU	Umzumbe	Umzumbe	77 150.00
Children & Families	Nyandezulu	ECD	070-073	UGU	Hibiscus	Port Shepstone	298 869.00
Children & Families	Osindisweni	ECD	045-416	UGU	Hibiscus	Port Shepstone	201 263.00
Children & Families	Phakamani Disability	ECD	052-847	UGU	Umdoni	Umzinto	57 149.00
Children & Families	Phaphamani	ECD	076-375	UGU	Umdoni	Umzinto	110 658.00
Children & Families	Philani Creche	ECD	049-532	UGU	Umuziwabantu	Harding	104 697.00
Children & Families	Phumlani Creche	ECD	064-056	UGU	Izingolweni	Izingolweni	79 857.00
Children & Families	Prince Inganekwane	ECD	054-048	UGU	Vulamehlo	Vulamehlo	156 902.00
Children & Families	Qhubekani	ECD	048-024	UGU	Umuziwabantu	Harding	90 421.00
Children & Families	Qinabout Creche	ECD	121-178	UGU	Gamalakhe	Gamalakhe	114 739.00
Children & Families	Qondokuhle	ECD	063-454	UGU	Umzumbe	Phungashe	94 129.00
Children & Families	Sakhisiwe Creche	ECD	070-428	UGU	Gamalakhe	Gamalakhe	146 311.00
Children & Families	Senzokuhle Creche	ECD	052-792	UGU	Umuziwabantu	Harding	67 779.00
Children & Families	Senzokwenzeke Creche	ECD	015-604	UGU	Vulamehlo	Vulamehlo	144 420.00
Children & Families	Sfisokuhle Creche	ECD	079-805	UGU	Izingolweni	Izingolweni	104 176.00
Children & Families	Sibongumusa Creche	ECD	064-216	UGU	Umzumbe	Umzumbe	145 675.00
Children & Families	Sibonguthando	ECD	070-203	UGU	Umzumbe	Umzumbe	92 146.00
Children & Families	Sibusisiwe	ECD	066-541	UGU	Izingolweni	Izingolweni	48 251.00
Children & Families	Sihle Creche	ECD	076-363	UGU	Umzumbe	Phungashe	80 447.00
Children & Families	Simunye Creche	ECD	049-540	UGU	Umuziwabantu	Harding	110 066.00
Children & Families	Sinamuva Creche	ECD	049-607	UGU	Umuziwabantu	Harding	56 484.00
Children & Families	Sinothando Creche	ECD	070-418	UGU	Umuziwabantu	Harding	50 749.00
Children & Families	Siphephile Creche	ECD	067-822	UGU	Vulamehlo	Vulamehlo	91 321.00
Children & Families	Siphethulwaz Creche	ECD	093-096	UGU	Umzumbe	Phungashe	95 352.00
Children & Families	Siqalo Creche	ECD	065-507	UGU	Izingolweni	Izingolweni	101 254.00
Children & Families	Sisizakele Creche	ECD	063-995	UGU	Vulamehlo	Vulamehlo	232 675.00
Children & Families	Sithanduxolo Creche	ECD	064-022	UGU	Izingolweni	Izingolweni	159 038.00
Children & Families	Sithokozile Creche	ECD	048-025	UGU	Umuziwabantu	Harding	128 517.00
Children & Families	Siyabonga Creche	ECD	060-186	UGU	Vulamehlo	Vulamehlo	53 153.00
Children & Families	Siyabonga Creche	ECD	064-058	UGU	Hibiscus	Port Shepstone	386 894.00
Children & Families	Siyabula Creche	ECD	062-740	UGU	Umzumbe	Umzumbe	110 577.00
Children & Families	Siyakhanyisa Creche	ECD	084-029	UGU	Umdoni	Umzinto	96 737.00
Children & Families	Siyakhula Creche	ECD	079-798	UGU	Gamalakhe	Gamalakhe	200 265.00
Children & Families	Siyanoqoba Creche	ECD	070-380	UGU	Hibiscus	Port Shepstone	142 666.00

<u>SUB-PROGRAM</u>	<u>NAME OF ORGANISATION</u>	<u>CATEGORY</u>	<u>NPO Reg Number:</u>	<u>DISTRICT MUNICIPALITY</u>	<u>LOCAL MUNICIPALITY</u>	<u>SERVICE OFFICEICE</u>	<u>EXPENDITURE PER BAS</u>
Children & Families	Siyathuthu Creche	ECD	193-188	UGU	Umzumbe	Phungashe	126 250.00
Children & Families	Siyathuthuka Creche.	ECD	048-029	UGU	Umzumbe	Umzumbe	86 551.00
Children & Families	Siyathuthuka Creche.	ECD	076-420	UGU	Izingolweni	Izingolweni	85 484.00
Children & Families	Siyazama Creche.	ECD	042-207	UGU	Umzumbe	Umzumbe	75 710.00
Children & Families	Sizanokuhle	ECD	967-879	UGU	Gamalakhe	Gamalakhe	150 169.00
Children & Families	Sizisizwe	ECD	016-551	UGU	Vulamehlo	Vulamehlo	99 675.00
Children & Families	Skhethokuhle	ECD	069-177	UGU	Vulamehlo	Vulamehlo	58 110.00
Children & Families	Slindumusa Creche	ECD	070-400	UGU	Umzumbe	Umzumbe	102 899.00
Children & Families	Sonzaba	ECD	070-131	UGU	Umuziwabantu	Harding	74 257.00
Children & Families	Sphamandla	ECD	023-167	UGU	Gamalakhe	Gamalakhe	171 563.00
Children & Families	St Antony	ECD	070-409	UGU	Hibiscus	Port Shepstone	299 912.00
Children & Families	St Faith	ECD	665-488	UGU	Umzumbe	Phungashe	84 114.00
Children & Families	Sukuma Creche.	ECD	064-318	UGU	Umzumbe	Umzumbe	96 747.00
Children & Families	Sukumasakhe Creche	ECD	076-260	UGU	Umzumbe	Phungashe	39 429.00
Children & Families	Sunshine Creche	ECD	016-049	UGU	Umdoni	Umzinto	126 817.00
Children & Families	Super Kids	ECD	066-556	UGU	Gamalakhe	Gamalakhe	114 276.00
Children & Families	Swelihle Creche	ECD	059-763	UGU	Vulamehlo	Vulamehlo	90 685.00
Children & Families	Thandabantwana	ECD	065-400	UGU	Izingolweni	Izingolweni	103 665.00
Children & Families	Thandanani Creche	ECD	026-941	UGU	Gamalakhe	Gamalakhe	208 360.00
Children & Families	Thandanani No.1	ECD	080-589	UGU	Umuziwabantu	Harding	118 189.00
Children & Families	Thandanani	ECD	049-556	UGU	Umuziwabantu	Harding	35 429.00
Children & Families	Thandokuhle Creche	ECD	067-783	UGU	Umzumbe	Umzumbe	147 557.00
Children & Families	Thandokuhle Creche	ECD	069-270	UGU	Gamalakhe	Gamalakhe	154 294.00
Children & Families	The Genesis Trust	ECD	115-706	UGU	Izingolweni	Izingolweni	138 474.00
Children & Families	Thembalethu Creche.	ECD	064-010	UGU	Izingolweni	Izingolweni	107 235.00
Children & Families	Thembalethu Creche.	ECD	070-480	UGU	Vulamehlo	Vulamehlo	203 282.00
Children & Families	Thembeka	ECD	052-795	UGU	Umuziwabantu	Harding	61 335.00
Children & Families	Thembelenkosi Creche.	ECD	049-646	UGU	Umuziwabantu	Harding	81 191.00
Children & Families	Theza Creche	ECD	062-109	UGU	Umzumbe	Umzumbe	246 881.00
Children & Families	Thokomala Creche	ECD	070-201	UGU	Umzumbe	Phungashe	148 982.00
Children & Families	Thokoza Creche.	ECD	062-164	UGU	Izingolweni	Izingolweni	130 058.00
Children & Families	Tholulwazi	ECD	066-576	UGU	Gamalakhe	Gamalakhe	124 192.00
Children & Families	Tholulwazi Creche	ECD	065-507	UGU	Izingolweni	Izingolweni	107 472.00
Children & Families	Thubelihle Creche.	ECD	062-403	UGU	Umzumbe	Umzumbe	173 322.00
Children & Families	Thuthuka Creche.	ECD	070-112	UGU	Izingolweni	Izingolweni	122 846.00
Children & Families	Thuthuka	ECD	049-643	UGU	Umuziwabantu	Harding	70 376.00
Children & Families	Thuthukani Creche	ECD	067-312	UGU	Hibiscus	Port Shepstone	148 289.00
Children & Families	Tin Town	ECD	070-316	UGU	Gamalakhe	Gamalakhe	366 445.00
Children & Families	Ukukhanyakufikile	ECD	050-555	UGU	Umuziwabantu	Harding	36 674.00
Children & Families	Umswilili Creche.	ECD	044-198	UGU	Umzumbe	Umzumbe	147 155.00
Children & Families	Umzomuhle Creche.	ECD	048-133	UGU	Umuziwabantu	Harding	38 033.00

<u>SUB-PROGRAM</u>	<u>NAME OF ORGANISATION</u>	<u>CATEGORY</u>	<u>NPO Reg Number:</u>	<u>DISTRICT MUNICIPALITY</u>	<u>LOCAL MUNICIPALITY</u>	<u>SERVICE OFFICEICE</u>	<u>EXPENDITURE PER BAS</u>
Children & Families	Uthando Creche.	ECD	084-029	UGU	Umdoni	Umzinto	50 124.00
Children & Families	Uthandolwabantwana	ECD	094-874	UGU	Gamalakhe	Gamalakhe	320 543.00
Children & Families	Vukani Creche	ECD	070-420	UGU	Hibiscus	Port Shepstone	73 627.00
Children & Families	Vukani Oshabeni Creche.	ECD	070-495	UGU	Hibiscus	Port Shepstone	188 255.00
Children & Families	Vuleka Creche.	ECD	014-050	UGU	Vulamehlo	Vulamehlo	152 540.00
Children & Families	Vulindlela Creche.	ECD	070-433	UGU	Umdoni	Umzinto	96 024.00
Children & Families	Vulindlela Crechech	ECD	048-138	UGU	Umuziwabantu	Harding	71 130.00
Children & Families	Vulinggondo Creche	ECD	079-924	UGU	Gamalakhe	Gamalakhe	302 746.00
Children & Families	Vulu Kukhanya	ECD	167-771	UGU	Gamalakhe	Gamalakhe	179 782.00
Children & Families	Vumelani Abantwana	ECD	044-199	UGU	Umzumbe	Umzumbe	202 415.00
Children & Families	Vumelani Day Care 124	ECD	124-391	UGU	Vulamehlo	Vulamehlo	57 506.00
Children & Families	Vusisizwe Creche.	ECD	064-089	UGU	Umzumbe	Umzumbe	164 634.00
Children & Families	Winterton Creche.	ECD	049-530	UGU	Umuziwabantu	Harding	98 989.00
Children & Families	Zakheleni Creche.	ECD	070-503	UGU	Gamalakhe	Gamalakhe	177 031.00
Children & Families	Zamani Creche.	ECD	017-680	UGU	Umdoni	Umzinto	97 832.00
Children & Families	Zamani Creche.	ECD	067-773	UGU	Umzumbe	Umzumbe	82 848.00
Children & Families	Zamimfundo Creche.	ECD	049-557	UGU	Umuziwabantu	Harding	113 251.00
Children & Families	Zamokuhle Creche	ECD	048-463	UGU	Hibiscus	Port Shepstone	205 283.00
Children & Families	Zamokuhle Creche	ECD	049-590	UGU	Umuziwabantu	Harding	68 357.00
Children & Families	Zamokuhle Creche.	ECD	044-202	UGU	Umzumbe	Umzumbe	169 162.00
Children & Families	Zamokuhle Creche	ECD	070-077	UGU	Umzumbe	Phungashe	11 526.00
Children & Families	Zenzeleni Creche.	ECD	069-127	UGU	Gamalakhe	Gamalakhe	134 159.00
Children & Families	Zibambeleni Educare	ECD	093-472	UGU	Gamalakhe	Gamalakhe	182 656.00
Children & Families	Zilungisele	ECD	070-501	UGU	Umuziwabantu	Harding	51 260.00
Children & Families	Zimeleni Creche	ECD	070-152	UGU	Umuziwabantu	Harding	65 280.00
Children & Families	Zimisele Creche	ECD	079-783	UGU	Hibiscus	Port Shepstone	98 070.00
Children & Families	Zizamele Creche.	ECD	058-456	UGU	Izingolweni	Izingolweni	68 636.00
Children & Families	Zulu Creche	ECD	021-033	UGU	Hibiscus	Port Shepstone	126 675.00
Children & Families	Zwanani Creche.	ECD	041-003	UGU	Umzumbe	Phungashe	137 085.00
Children & Families	Abekusasa Creche	ECD	093-370	Umgungundlovu	Richmond	Richmond	49 112.00
Children & Families	Amen Day Care	ECD	070-240	Umgungundlovu	Umsunduzi	Vulindlela	84 186.00
Children & Families	Angels Care	ECD	020-804	Umgungundlovu	Umgeni	Howick	136 660.00
Children & Families	Asande	ECD	063-990	Umgungundlovu	Umshwati	Newhanover	116 514.00
Children & Families	Ashdown	ECD	032-926	Umgungundlovu	Umsunduzi	390 Pmb	366 487.00
Children & Families	Ashdown Zinhle	ECD	045-563	Umgungundlovu	Umsunduzi	390 Pmb	168 673.00
Children & Families	Asikhuleni	ECD	053-395	Umgungundlovu	Mooi Mpofana	Mooi River	69 989.00
Children & Families	Bambisanani	ECD	070-002	Umgungundlovu	Umkhambathini	Camperdown	103 795.00
Children & Families	Barkstone Ash	ECD	067-821	Umgungundlovu	Mooi Mpofana	Mooi River	42 187.00
Children & Families	Bongekile	ECD	030-837	Umgungundlovu	Richmond	Richmond	132 545.00
Children & Families	Bonokuhle Creche.	ECD	064-051	Umgungundlovu	Impendle	Impendle	63 521.00
Children & Families	Bonokuhle Creche.	ECD	064-133	Umgungundlovu	Umshwati	Newhanover	166 851.00

<u>SUB-PROGRAM</u>	<u>NAME OF ORGANISATION</u>	<u>CATEGORY</u>	<u>NPO Reg Number:</u>	<u>DISTRICT MUNICIPALITY</u>	<u>LOCAL MUNICIPALITY</u>	<u>SERVICE OFFICEICE</u>	<u>EXPENDITURE PER BAS</u>
Children & Families	Bruntville Creche.	ECD	053-174	Umgungundlovu	Mooi Mpofana	Mooi River	138 235.00
Children & Families	Buhlebethu	ECD	031-709	Umgungundlovu	Umsunduzi	Vulindlela	101 146.00
Children & Families	Buhlebuyeza Creche.	ECD	052-314	Umgungundlovu	Umslwati	Newhanover	120 222.00
Children & Families	Buhlebuyeza	ECD	046-687	Umgungundlovu	Umsunduzi	390 Pmb	158 023.00
Children & Families	Buthokuhle Creche.	ECD	076-346	Umgungundlovu	Umsunduzi	390 Pmb	134 064.00
Children & Families	Dadeni Creche.	ECD	031-553	Umgungundlovu	Umsunduzi	Vulindlela	47 283.00
Children & Families	Dindi Creche.	ECD	031-724	Umgungundlovu	Umsunduzi	Vulindlela	136 345.00
Children & Families	Duduzile	ECD	054-041	Umgungundlovu	Umsunduzi	390 Pmb	107 319.00
Children & Families	Ekuhthuleni Creche.	ECD	055-523	Umgungundlovu	Umgeni	Howick	97 185.00
Children & Families	Ekujabuleni Creche.	ECD	076-410	Umgungundlovu	Umkhambathini	Camperdown	191 908.00
Children & Families	Ekuhthuleni Creche.	ECD	163-248	Umgungundlovu	Umsunduzi	390 Pmb	234 195.00
Children & Families	Ekuthuleni Creche	ECD	066-298	Umgungundlovu	Umsunduzi	Vulindlela	119 456.00
Children & Families	Emandleni Creche.	ECD	028-160	Umgungundlovu	Umkhambathini	Camperdown	67 128.00
Children & Families	Endumisewni Creche	ECD	071-918	Umgungundlovu	Umsunduzi	390 Pmb	44 477.00
Children & Families	Entuthukweni	ECD	046-722	Umgungundlovu	Umslwati	Newhanover	211 909.00
Children & Families	Eqinisela Creche.	ECD	053-337	Umgungundlovu	Mooi Mpofana	Mooi River	91 495.00
Children & Families	Ezizaele	ECD	064-054	Umgungundlovu	Umsunduzi	390 Pmb	127 398.00
Children & Families	Fairghleigh	ECD	102-691	Umgungundlovu	Umkhambathini	Camperdown	100 424.00
Children & Families	Fortmanspruit	ECD	052-555	Umgungundlovu	Umslwati	Newhanover	72 871.00
Children & Families	Fudumele Creche.	ECD	049-800	Umgungundlovu	Umsunduzi	390 Pmb	245 941.00
Children & Families	Funokuhle	ECD	033-227	Umgungundlovu	Umsunduzi	390 Pmb	171 576.00
Children & Families	Gezubuso Creche.	ECD	044-344	Umgungundlovu	Umsunduzi	Vulindlela	137 058.00
Children & Families	God's Little Lambs Creche	ECD	084-600	Umgungundlovu	Umgeni	Howick	137 670.00
Children & Families	Goodway	ECD	053-343	Umgungundlovu	Impendle	Impendle	172 424.00
Children & Families	Grace Chapel	ECD	037-579	Umgungundlovu	Umgeni	Howick	63 571.00
Children & Families	Gugulethu	ECD	053-516	Umgungundlovu	Umkhambathini	Camperdown	178 293.00
Children & Families	Harmony Creche.	ECD	070-281	Umgungundlovu	Umsunduzi	Vulindlela	96 350.00
Children & Families	Ikhwezi	ECD	032-827	Umgungundlovu	Umsunduzi	390 Pmb	81 544.00
Children & Families	Ikusasa Elihle	ECD	055-791	Umgungundlovu	Umsunduzi	390 Pmb	71 023.00
Children & Families	Ilonathemba Day Care	ECD	094-518	Umgungundlovu	Umgeni	Howick	115 355.00
Children & Families	Imbalenhle	ECD	032-946	Umgungundlovu	Umsunduzi	Vulindlela	80 892.00
Children & Families	Imizamo	ECD	046-864	Umgungundlovu	Umsunduzi	Vulindlela	106 570.00
Children & Families	Inadi Crechech	ECD	037-371	Umgungundlovu	Umsunduzi	Vulindlela	121 338.00
Children & Families	Ingqaza Creche	ECD	053-501	Umgungundlovu	Umkhambathini	Camperdown	111 297.00
Children & Families	Inhlosenhle	ECD	032-012	Umgungundlovu	Umsunduzi	Vulindlela	102 382.00
Children & Families	Inkanyiso Day Care	ECD	067-829	Umgungundlovu	Umsunduzi	Vulindlela	94 832.00
Children & Families	Inkazimulo	ECD	038-223	Umgungundlovu	Umsunduzi	390 Pmb	96 037.00
Children & Families	Inkonjane Creche	ECD	085-050	Umgungundlovu	Impendle	Impendle	59 404.00
Children & Families	Inkululeko Creche	ECD	084-038	Umgungundlovu	Umsunduzi	Vulindlela	114 478.00
Children & Families	Intobeko	ECD	053-517	Umgungundlovu	Umkhambathini	Camperdown	76 807.00
Children & Families	Intokozo	ECD	102-689	Umgungundlovu	Umkhambathini	Camperdown	92 734.00

<u>SUB-PROGRAM</u>	<u>NAME OF ORGANISATION</u>	<u>CATEGORY</u>	<u>NPO Reg Number:</u>	<u>DISTRICT MUNICIPALITY</u>	<u>LOCAL MUNICIPALITY</u>	<u>SERVICE OFFICEICE</u>	<u>EXPENDITURE PER BAS</u>
Children & Families	Intuthuko Creche.	ECD	067-837	Umgungundlovu	Umswati	Newhanover	51 306.00
Children & Families	Isu Elihle	ECD	032-853	Umgungundlovu	Umsunduzi	390 Pmb	115 105.00
Children & Families	Jiki Jiki Creche	ECD	070-456	Umgungundlovu	Umswati	Newhanover	50 909.00
Children & Families	Kalinka Educare	ECD	001-446	Umgungundlovu	Umsunduzi	390 Pmb	218 303.00
Children & Families	Khanyisani Creche	ECD	070-457	Umgungundlovu	Impendle	Impendle	60 898.00
Children & Families	Khombindlela	ECD	033-561	Umgungundlovu	Umsunduzi	Vulindlela	88 974.00
Children & Families	Khonyasi Creche	ECD	046-915	Umgungundlovu	Umswati	Newhanover	324 573.00
Children & Families	Khulakahle Creche.	ECD	045-456	Umgungundlovu	Mooi Mpofana	Mooi River	233 686.00
Children & Families	Khulakahle Creche.	ECD	062-759	Umgungundlovu	Umswati	Newhanover	106 280.00
Children & Families	Khulakahle Creche	ECD	053-648	Umgungundlovu	Umsunduzi	Vulindlela	3 872.00
Children & Families	Khulugqame	ECD	053-157	Umgungundlovu	Richmond	Richmond	60 312.00
Children & Families	Khuthala	ECD	053-991	Umgungundlovu	Impendle	Impendle	137 876.00
Children & Families	Kusile Comm Centre	ECD	069-126	Umgungundlovu	Umsunduzi	Vulindlela	135 774.00
Children & Families	Kuyasa	ECD	084-188	Umgungundlovu	Umswati	Newhanover	72 136.00
Children & Families	Kwanomusa	ECD	049-179	Umgungundlovu	Umsunduzi	Vulindlela	90 204.00
Children & Families	Kwenzokuhle Creche	ECD	089-967	Umgungundlovu	Impendle	Impendle	72 323.00
Children & Families	Kzn Impendle Flagship	ECD	076-349	Umgungundlovu	Impendle	Impendle	63 001.00
Children & Families	Langelihle	ECD	053-371	Umgungundlovu	Mooi Mpofana	Mooi River	59 586.00
Children & Families	Lety Mkhize Creche	ECD	017-810	Umgungundlovu	Umkhambathini	Camperdown	105 277.00
Children & Families	Lidgetton	ECD	054-332	Umgungundlovu	Umgeni	Howick	109 529.00
Children & Families	Little Big	ECD	058-016	Umgungundlovu	Umswati	Newhanover	288 834.00
Children & Families	Machibisa	ECD	053-491	Umgungundlovu	Umsunduzi	390 Pmb	102 700.00
Children & Families	Madlokovu	ECD	047-148	Umgungundlovu	Umswati	Newhanover	341 865.00
Children & Families	Mahlobo	ECD	045-745	Umgungundlovu	Umsunduzi	Vulindlela	97 155.00
Children & Families	Mahlutshini Creche.	ECD	048-780	Umgungundlovu	Impendle	Impendle	47 002.00
Children & Families	Malungelo Creche	ECD	064-047	Umgungundlovu	Umsunduzi	390 Pmb	260 895.00
Children & Families	Mamboza	ECD	051-860	Umgungundlovu	Umsunduzi	Vulindlela	59 764.00
Children & Families	Mangipha Creche	ECD	070-071	Umgungundlovu	Umkhambathini	Camperdown	92 630.00
Children & Families	Manzini Creche.	ECD	033-077	Umgungundlovu	Umsunduzi	390 Pmb	98 922.00
Children & Families	Masakhane Creche.	ECD	032-884	Umgungundlovu	Umsunduzi	390 Pmb	254 528.00
Children & Families	Masakhane Creche.	ECD	067-157	Umgungundlovu	Umgeni	Howick	138 528.00
Children & Families	Masbumbane	ECD	037-951	Umgungundlovu	Umsunduzi	Vulindlela	66 542.00
Children & Families	Maselekweni	ECD	084-145	Umgungundlovu	Umswati	Newhanover	161 911.00
Children & Families	Masihambisane	ECD	048-363	Umgungundlovu	Umsunduzi	390 Pmb	151 554.00
Children & Families	Masijabule Creche	ECD	045-810	Umgungundlovu	Umsunduzi	390 Pmb	112 857.00
Children & Families	Masijabule Creche	ECD	053-306	Umgungundlovu	Mooi Mpofana	Mooi River	25 559.00
Children & Families	Mbabane	ECD	039-549	Umgungundlovu	Umsunduzi	Vulindlela	189 387.00
Children & Families	Mbubu Creche.	ECD	064-128	Umgungundlovu	Umsunduzi	Vulindlela	94 583.00
Children & Families	Mgijimi	ECD	048-513	Umgungundlovu	Umkhambathini	Camperdown	130 102.00
Children & Families	Mickey Mouse Educare	ECD	070-253	Umgungundlovu	Umgeni	Howick	69 054.00
Children & Families	Miriam Zulu	ECD	032-858	Umgungundlovu	Umsunduzi	390 Pmb	107 565.00

<u>SUB-PROGRAM</u>	<u>NAME OF ORGANISATION</u>	<u>CATEGORY</u>	<u>NPO Reg Number:</u>	<u>DISTRICT MUNICIPALITY</u>	<u>LOCAL MUNICIPALITY</u>	<u>SERVICE OFFICEICE</u>	<u>EXPENDITURE PER BAS</u>
Children & Families	Moonlight Pre Primary	ECD	084-160	Umgungundlovu	Umgeni	Howick	65 983.00
Children & Families	Moyomusha	ECD	049-549	Umgungundlovu	Umslwati	Newhanover	50 612.00
Children & Families	Mpolweni Creche.	ECD	045-839	Umgungundlovu	Umslwati	Newhanover	107 115.00
Children & Families	Mpumelelo Creche.	ECD	067-836	Umgungundlovu	Umgeni	Howick	113 360.00
Children & Families	Mpumelelo Creche.	ECD	062-147	Umgungundlovu	Umsunduzi	Vulindlela	47 076.00
Children & Families	Msawenkosi Creche.	ECD	060-630	Umgungundlovu	Umgeni	Howick	71 644.00
Children & Families	Msholozzi	ECD	067-817	Umgungundlovu	Umkhambathini	Camperdown	61 879.00
Children & Families	Msilili Creche	ECD	084-172	Umgungundlovu	Umslwati	Newhanover	98 080.00
Children & Families	Mthokozisi Creche.	ECD	048-343	Umgungundlovu	Impendle	Impendle	108 893.00
Children & Families	Mthuthuzeli	ECD	046-580	Umgungundlovu	Umsunduzi	390 Pmb	222 740.00
Children & Families	Never Never School	ECD	060-617	Umgungundlovu	Umgeni	Howick	48 353.00
Children & Families	Nhlalakahle	ECD	054-748	Umgungundlovu	Impendle	Impendle	32 849.00
Children & Families	Njengabantu Creche. Pmb 046-264	ECD	064-264	Umgungundlovu	Umslwati	Newhanover	85 509.00
Children & Families	Nkangala Creche. Pmb 049- 978	ECD	049-978	Umgungundlovu	Impendle	Impendle	79 444.00
Children & Families	Nkosinathi Pmb 076-359	ECD	076-359	Umgungundlovu	Umslwati	Newhanover	210 566.00
Children & Families	Nqoba Pre-School	ECD	046-554	Umgungundlovu	Umsunduzi	390 Pmb	313 656.00
Children & Families	Nyakazani	ECD	067-832	Umgungundlovu	Umsunduzi	Vulindlela	92 684.00
Children & Families	Nzondweni	ECD	034-260	Umgungundlovu	Umsunduzi	Vulindlela	159 831.00
Children & Families	Onverwag	ECD	053-308	Umgungundlovu	Mooi Mpofana	Mooi River	67 290.00
Children & Families	Othandweni Creche.	ECD	033-537	Umgungundlovu	Umsunduzi	Vulindlela	114 962.00
Children & Families	Phakamani Creche.	ECD	032-171	Umgungundlovu	Impendle	Impendle	31 779.00
Children & Families	Phambili	ECD	056-847	Umgungundlovu	Umslwati	Newhanover	97 454.00
Children & Families	Phaphamani	ECD	064-045	Umgungundlovu	Richmond	Richmond	96 961.00
Children & Families	Phumelela Creche	ECD	047-572	Umgungundlovu	Umsunduzi	390 Pmb	86 407.00
Children & Families	Phumelele Creche.	ECD	054-622	Umgungundlovu	Impendle	Impendle	94 440.00
Children & Families	Poland	ECD	031-824	Umgungundlovu	Umsunduzi	Vulindlela	151 683.00
Children & Families	Press Pre-School	ECD	062-071	Umgungundlovu	Umsunduzi	Vulindlela	60 101.00
Children & Families	Qalokuhle Creche	ECD	093-393	Umgungundlovu	Umsunduzi	Vulindlela	134 602.00
Children & Families	Qalokusha Creche	ECD	076-314	Umgungundlovu	Umsunduzi	Vulindlela	47 746.00
Children & Families	Sa Junior	ECD	051-698	Umgungundlovu	Impendle	Impendle	59 650.00
Children & Families	Sakhokwethu Creche.	ECD	032-433	Umgungundlovu	Umsunduzi	390 Pmb	54 594.00
Children & Families	Sawela Creche	ECD	020-221	Umgungundlovu	Umslwati	Newhanover	315 234.00
Children & Families	Sbonguthando Creche.	ECD	067-808	Umgungundlovu	Umsunduzi	390 Pmb	71 800.00
Children & Families	Sbusisiwe Creche	ECD	060-197	Umgungundlovu	Impendle	Impendle	46 811.00
Children & Families	Selby Msimang Creche.	ECD	033-557	Umgungundlovu	Umsunduzi	390 Pmb	164 580.00
Children & Families	Senzokuhle Creche.	ECD	054-127	Umgungundlovu	Umsunduzi	390 Pmb	97 342.00
Children & Families	Senzokuhle Creche.	ECD	049-312	Umgungundlovu	Umsunduzi	390 Pmb	67 773.00
Children & Families	Senzokuhle Creche.	ECD	051-035	Umgungundlovu	Umsunduzi	Vulindlela	214 443.00
Children & Families	Sibalukhulu Creche.	ECD	093-091	Umgungundlovu	Umsunduzi	390 Pmb	49 588.00
Children & Families	Sibonginhlahlhla Creche.	ECD	032-620	Umgungundlovu	Umsunduzi	390 Pmb	68 321.00

SUB-PROGRAM	NAME OF ORGANISATION	CATEGORY	NPO Reg Number:	DISTRICT MUNICIPALITY	LOCAL MUNICIPALITY	SERVICE OFFICEICE	EXPENDITURE PER BAS
Children & Families	Sibongumusa Creche.	ECD	038-688	Umgungundlovu	Umsunduzi	390 Pmb	104 423.00
Children & Families	Sibukosezwe	ECD	076-377	Umgungundlovu	Umsunduzi	Vulindlela	188 092.00
Children & Families	Sibungumusa Edu Centre	ECD	032-348	Umgungundlovu	Umsunduzi	390 Pmb	223 436.00
Children & Families	Sicebile Creche.	ECD	068-620	Umgungundlovu	Impendle	Impendle	24 950.00
Children & Families	Sikhulise Creche.	ECD	060-737	Umgungundlovu	Impendle	Impendle	19 352.00
Children & Families	Simcelisile Educ. Centre.	ECD	070-275	Umgungundlovu	Umgeni	Howick	84 085.00
Children & Families	Sinamuva Creche.	ECD	052-993	Umgungundlovu	Richmond	Richmond	123 878.00
Children & Families	Sindisiwe Creche.	ECD	057-927	Umgungundlovu	Umsunduzi	390 Pmb	96 963.00
Children & Families	Sinenhlanhla Creche.	ECD	046-952	Umgungundlovu	Umslwati	Newhanover	76 326.00
Children & Families	Sinenjabulo Creche.	ECD	064-319	Umgungundlovu	Impendle	Impendle	91 218.00
Children & Families	Sinothando Creche.	ECD	063-993	Umgungundlovu	Impendle	Impendle	66 597.00
Children & Families	Siphesihle Creche	ECD	084-035	Umgungundlovu	Umslwati	Newhanover	117 454.00
Children & Families	Siqalo Creche	ECD	102-649	Umgungundlovu	Mooi Mpofana	Mooi River	140 112.00
Children & Families	Sivukile Creche.	ECD	063-276	Umgungundlovu	Umslwati	Newhanover	101 989.00
Children & Families	Siyabonga Creche.	ECD	069-179	Umgungundlovu	Umsunduzi	390 Pmb	153 449.00
Children & Families	Siyacathula Creche.	ECD	032-939	Umgungundlovu	Umsunduzi	390 Pmb	111 200.00
Children & Families	Siyacathula Creche.	ECD	061-120	Umgungundlovu	Richmond	Richmond	57 574.00
Children & Families	Siyacathula Creche.	ECD	079-803	Umgungundlovu	Umslwati	Newhanover	77 546.00
Children & Families	Siyafunda Creche.	ECD	032-919	Umgungundlovu	Umsunduzi	Vulindlela	109 140.00
Children & Families	Siyajabula Educare Centre	ECD	059-791	Umgungundlovu	Umsunduzi	390 Pmb	56 781.00
Children & Families	Siyakhana Creche.	ECD	048-550	Umgungundlovu	Umsunduzi	390 Pmb	91 753.00
Children & Families	Siyakhanya Creche.	ECD	066-566	Umgungundlovu	Umsunduzi	Vulindlela	158 678.00
Children & Families	Siyakhula Creche.	ECD	035-626	Umgungundlovu	Impendle	Impendle	32 124.00
Children & Families	Siyakhula Creche	ECD	066-554	Umgungundlovu	Umsunduzi	Vulindlela	92 209.00
Children & Families	Siyamukela Creche.	ECD	048-510	Umgungundlovu	Impendle	Impendle	60 301.00
Children & Families	Siyanda Creche. Pmb 048-310	ECD	048-310	Umgungundlovu	Umsunduzi	390 Pmb	193 365.00
Children & Families	Siyaphambili Creche.	ECD	034-435	Umgungundlovu	Richmond	Richmond	69 682.00
Children & Families	Siyaqoqa Creche.	ECD	070-381	Umgungundlovu	Umsunduzi	Vulindlela	95 424.00
Children & Families	Siyathuthuka Creche.	ECD	045-697	Umgungundlovu	Umsunduzi	Vulindlela	58 569.00
Children & Families	Siyathuthuka Creche.	ECD	049-232	Umgungundlovu	Impendle	Impendle	100 053.00
Children & Families	Siyathuthuka Creche.	ECD	071-923	Umgungundlovu	Richmond	Richmond	65 116.00
Children & Families	Siyathuthuka Creche.	ECD	032-458	Umgungundlovu	Umslwati	Newhanover	138 248.00
Children & Families	Siyazama Creche.	ECD	052-806	Umgungundlovu	Umsunduzi	390 Pmb	3 168.00
Children & Families	Siyazama Creche.	ECD	070-472	Umgungundlovu	Umgeni	Howick	148 508.00
Children & Families	Sizakahle Creche.	ECD	034-908	Umgungundlovu	Umsunduzi	390 Pmb	123 653.00
Children & Families	Sizakancane Creche.	ECD	046-202	Umgungundlovu	Umslwati	Newhanover	69 183.00
Children & Families	Sizakancane Creche.	ECD	055-788	Umgungundlovu	Impendle	Impendle	47 600.00
Children & Families	Sizamiseni Creche.	ECD	064-234	Umgungundlovu	Umsunduzi	Vulindlela	106 867.00
Children & Families	Sizamokuhle	ECD	039-424	Umgungundlovu	Umslwati	Newhanover	116 751.00
Children & Families	Sizamokuhle	ECD	039-424.	Umgungundlovu	Umslwati	Newhanover	69 890.00
Children & Families	Sizanokuhle	ECD	066-761	Umgungundlovu	Umsunduzi	Vulindlela	101 861.00

<u>SUB-PROGRAM</u>	<u>NAME OF ORGANISATION</u>	<u>CATEGORY</u>	<u>NPO Reg Number:</u>	<u>DISTRICT MUNICIPALITY</u>	<u>LOCAL MUNICIPALITY</u>	<u>SERVICE OFFICEICE</u>	<u>EXPENDITURE PER BAS</u>
Children & Families	Slindokuhle	ECD	070-171	Umgungundlovu	Umswati	Newhanover	58 893.00
Children & Families	Smozomeni	ECD	070-076	Umgungundlovu	Richmond	Richmond	42 763.00
Children & Families	Snenhlanhla Creche	ECD	053-528	Umgungundlovu	Umkhambathini	Camperdown	265 861.00
Children & Families	Sobantu Village Creche	ECD	064-015	Umgungundlovu	Umsunduzi	390 Pmb	279 470.00
Children & Families	Songoba Creche	ECD	092-990	Umgungundlovu	Impendle	Impendle	80 418.00
Children & Families	Sphembokuhle	ECD	033-721	Umgungundlovu	Umsunduzi	390 Pmb	123 021.00
Children & Families	St Raphael	ECD	066-574	Umgungundlovu	Umsunduzi	Vulindlela	107 637.00
Children & Families	Sthokozile	ECD	070-186	Umgungundlovu	Impendle	Impendle	83 736.00
Children & Families	Stofficeelton Creche.	ECD	032-742	Umgungundlovu	Impendle	Impendle	61 210.00
Children & Families	Sukuma Creche.	ECD	064-318	Umgungundlovu	Impendle	Impendle	66 177.00
Children & Families	Sunshine	ECD	069-156	Umgungundlovu	Umsunduzi	Vulindlela	72 022.00
Children & Families	Super Kids	ECD	069-164	Umgungundlovu	Umsunduzi	Vulindlela	84 641.00
Children & Families	Sutherland Tannery Creche	ECD	033-956	Umgungundlovu	Umsunduzi	390 Pmb	108 129.00
Children & Families	Thandabantu Creche.	ECD	032-915	Umgungundlovu	Umsunduzi	Vulindlela	187 238.00
Children & Families	Thandanani Creche.	ECD	064-223	Umgungundlovu	Impendle	Impendle	57 421.00
Children & Families	Thandeka Creche	ECD	051-694	Umgungundlovu	Impendle	Impendle	42 622.00
Children & Families	Thandokuhle Creche	ECD	043-030	Umgungundlovu	Umsunduzi	390 Pmb	147 016.00
Children & Families	Thandokuhle Creche	ECD	044-047	Umgungundlovu	Umsunduzi	390 Pmb	130 061.00
Children & Families	Thandokuhle Creche	ECD	052-652	Umgungundlovu	Umsunduzi	Vulindlela	57 275.00
Children & Families	Thandokuhle Creche.	ECD	051-693	Umgungundlovu	Impendle	Impendle	39 208.00
Children & Families	Thandokuhle Creche.	ECD	055-545	Umgungundlovu	Umgeni	Howick	136 638.00
Children & Families	Thembalihle	ECD	032-844	Umgungundlovu	Umsunduzi	Vulindlela	131 138.00
Children & Families	Thembela Creche.	ECD	055-496	Umgungundlovu	Umkhambathini	Camperdown	186 232.00
Children & Families	Thembelihle Creche	ECD	064-090	Umgungundlovu	Umgeni	Howick	99 680.00
Children & Families	Thembelihle Creche.	ECD	070-121	Umgungundlovu	Umkhambathini	Camperdown	106 867.00
Children & Families	Thendela Creche.	ECD	064-119	Umgungundlovu	Mooi Mpofana	Mooi River	66 075.00
Children & Families	Thinasonke Creche.	ECD	046-518	Umgungundlovu	Umsunduzi	Vulindlela	233 356.00
Children & Families	Thokozani Buhlebakhe	ECD	114-226	Umgungundlovu	Umkhambathini	Camperdown	106 869.00
Children & Families	Thokozani Creche.	ECD	058-443	Umgungundlovu	Umkhambathini	Camperdown	45 038.00
Children & Families	Tholulwazi Creche	ECD	067-816	Umgungundlovu	Richmond	Richmond	89 344.00
Children & Families	Tholulwazi Creche.	ECD	033-576	Umgungundlovu	Umsunduzi	390 Pmb	85 736.00
Children & Families	Thubalethu Creche.	ECD	069-125	Umgungundlovu	Umsunduzi	390 Pmb	80 007.00
Children & Families	Thuthuka	ECD	032-607	Umgungundlovu	Umsunduzi	Vulindlela	101 652.00
Children & Families	Thuthukani Creche.	ECD	037-246	Umgungundlovu	Umsunduzi	390 Pmb	48 909.00
Children & Families	Ukuhlakanipha Creche.	ECD	055-657	Umgungundlovu	Umsunduzi	390 Pmb	91 870.00
Children & Families	Umkhuleko Creche.	ECD	052-581	Umgungundlovu	Umsunduzi	Vulindlela	120 030.00
Children & Families	Unit J Creche.	ECD	067-804	Umgungundlovu	Umsunduzi	390 Pmb	208 979.00
Children & Families	Uthando Creche.	ECD	054-053	Umgungundlovu	Umsunduzi	Vulindlela	128 480.00
Children & Families	Uthandolwethu Creche	ECD	005-401	Umgungundlovu	Umkhambathini	Camperdown	132 818.00
Children & Families	Vezintuthuko	ECD	036-726	Umgungundlovu	Impendle	Impendle	55 549.00
Children & Families	Vezokuhle Creche.	ECD	048-578	Umgungundlovu	Umswati	Newhanover	88 393.00

<u>SUB-PROGRAM</u>	<u>NAME OF ORGANISATION</u>	<u>CATEGORY</u>	<u>NPO Reg Number:</u>	<u>DISTRICT MUNICIPALITY</u>	<u>LOCAL MUNICIPALITY</u>	<u>SERVICE OFFICEICE</u>	<u>EXPENDITURE PER BAS</u>
Children & Families	Vezokuhle Creche	ECD	064-342	Umgungundlovu	Impendle	Impendle	84 761.00
Children & Families	Vezukuhkanya Creche.	ECD	054-653	Umgungundlovu	Mooi Mpofana	Mooi River	51 858.00
Children & Families	Vuka Uzame Creche.	ECD	054-381	Umgungundlovu	Umgeni	Howick	75 250.00
Children & Families	Vukuzakhe Creche	ECD	063-992	Umgungundlovu	Umsunduzi	390 Pmb	84 303.00
Children & Families	Vulamehlo Creche.	ECD	043-359	Umgungundlovu	Umsunduzi	390 Pmb	135 947.00
Children & Families	Vusumuzi Creche	ECD	556-972	Umgungundlovu	Umsunduzi	390 Pmb	221 950.00
Children & Families	Zamani Creche.	ECD	034-950	Umgungundlovu	Umsunduzi	Vulindlela	106 543.00
Children & Families	Zamani Creche.	ECD	046-954	Umgungundlovu	Umswati	Newhanover	81 123.00
Children & Families	Zamani Day Care Centre	ECD	032-935	Umgungundlovu	Umsunduzi	390 Pmb	299 121.00
Children & Families	Zamelamanadi Creche.	ECD	065-172	Umgungundlovu	Umsunduzi	Vulindlela	67 034.00
Children & Families	Zamimpilo Dropping Centre	ECD	048-549	Umgungundlovu	Umsunduzi	390 Pmb	101 176.00
Children & Families	Zamukuphila Day Care	ECD	067-823	Umgungundlovu	Umsunduzi	390 Pmb	97 638.00
Children & Families	Zamuxolo Creche.	ECD	064-127	Umgungundlovu	Umswati	Newhanover	131 470.00
Children & Families	Zenzele Creche.	ECD	032-936	Umgungundlovu	Umsunduzi	390 Pmb	128 070.00
Children & Families	Zenzeleni Creche	ECD	032-848	Umgungundlovu	Umsunduzi	390 Pmb	148 413.00
Children & Families	Zimisele Creche.	ECD	054-393	Umgungundlovu	Impendle	Impendle	61 035.00
Children & Families	Zuzulwazi Creche.	ECD	070-448	Umgungundlovu	Umsunduzi	390 Pmb	116 914.00
Children & Families	Zuzulwazi Creche	ECD	064-346	Umgungundlovu	Impendle	Impendle	101 124.00
ECD & Partial Care	Gezamehlo Mondlo	ECD	060-895	Zululand	Abaqulusi	Mondlo	223 513.96
ECD & Partial Care	Indumiso Creche	ECD	033-542	Zululand	Abaqulusi	Mondlo	25 660.48
ECD & Partial Care	Inkanyezi Pre-School	ECD	031-934	Zululand	Abaqulusi	Mondlo	209 907.72
ECD & Partial Care	Isibanisezwe Creche	ECD	063-899	Zululand	Abaqulusi	Mondlo	29 580.00
ECD & Partial Care	Mbalenhle Creche	ECD	034-754	Zululand	Abaqulusi	Mondlo	219 533.64
ECD & Partial Care	Mondli Creche Id	ECD	603-100	Zululand	Abaqulusi	Mondlo	189 022.96
ECD & Partial Care	Nkosinomusa Creche	ECD	079-717	Zululand	Abaqulusi	Mondlo	34 307.56
ECD & Partial Care	Othandweni Creche	ECD	066-453	Zululand	Abaqulusi	Mondlo	186 477.24
ECD & Partial Care	Phambili Creche	ECD	031-823	Zululand	Abaqulusi	Mondlo	169 992.40
ECD & Partial Care	Phaphamani	ECD	070-028	Zululand	Abaqulusi	Mondlo	101 756.68
ECD & Partial Care	Senzosenkosi Creche	ECD	066-336	Zululand	Abaqulusi	Mondlo	24 749.24
ECD & Partial Care	Siyanda Creche	ECD	066-520	Zululand	Abaqulusi	Mondlo	108 136.36
ECD & Partial Care	Siyasebenza Creche	ECD	083-976	Zululand	Abaqulusi	Mondlo	174 642.48
ECD & Partial Care	Siyathuthuka Creche -	ECD	019-860	Zululand	Abaqulusi	Mondlo	495 077.72
ECD & Partial Care	Slindokuhle Creche	ECD	066-524	Zululand	Abaqulusi	Mondlo	92 822.08
ECD & Partial Care	Sphesihle Creche	ECD	034-297	Zululand	Abaqulusi	Mondlo	311 294.20
ECD & Partial Care	Siyakhula Mondlo	ECD	033-950	Zululand	Abaqulusi	Mondlo	16 044.16
ECD & Partial Care	Sizakancane Creche-	ECD	079-804	Zululand	Abaqulusi	Mondlo	54 358.56
ECD & Partial Care	Thembokuhle Mondlo-	ECD	034-819	Zululand	Abaqulusi	Mondlo	113 100.84
ECD & Partial Care	Thuleleni Mondlo	ECD	032-218	Zululand	Abaqulusi	Mondlo	1 160.64
ECD & Partial Care	Thubelihle Creche	ECD	034-484	Zululand	Abaqulusi	Mondlo	61 487.00
ECD & Partial Care	Vilingqondo-	ECD	066-348	Zululand	Abaqulusi	Mondlo	84 372.48
ECD & Partial Care	Bambanani Creche	ECD	103-101	Zululand	Abaqulusi	Vryheid	152 189.36

<u>SUB-PROGRAM</u>	<u>NAME OF ORGANISATION</u>	<u>CATEGORY</u>	<u>NPO Reg Number:</u>	<u>DISTRICT MUNICIPALITY</u>	<u>LOCAL MUNICIPALITY</u>	<u>SERVICE OFFICEICE</u>	<u>EXPENDITURE PER BAS</u>
ECD & Partial Care	Bhekisizwe Creche	ECD	069-166	Zululand	Abaqulusi	Vryheid	207 827.84
ECD & Partial Care	Ekukhanyeni Creche -	ECD	069-165	Zululand	Abaqulusi	Vryheid	265 707.52
ECD & Partial Care	Eskhame Creche	ECD	079-972	Zululand	Abaqulusi	Vryheid	365 394.40
ECD & Partial Care	Hlanganani Creche	ECD	069-135	Zululand	Abaqulusi	Vryheid	211 818.84
ECD & Partial Care	Hlelulwazi Creche	ECD	114-764	Zululand	Abaqulusi	Vryheid	133 925.92
ECD & Partial Care	Isitimela Creche -	ECD	047-339	Zululand	Abaqulusi	Vryheid	354 977.56
ECD & Partial Care	Izinyambe Creche	ECD	079-685	Zululand	Abaqulusi	Vryheid	139 562.36
ECD & Partial Care	Kancanekancane Creche	ECD	116-373	Zululand	Abaqulusi	Vryheid	203 730.20
ECD & Partial Care	Little People Creche	ECD	063-859	Zululand	Abaqulusi	Vryheid	159 811.12
ECD & Partial Care	Ntuthwane Creche	ECD	079-971	Zululand	Abaqulusi	Vryheid	108 095.88
ECD & Partial Care	Qhubekani Creche	ECD	069-138	Zululand	Abaqulusi	Vryheid	82 748.88
ECD & Partial Care	Sesikhona Creche	ECD	105-756	Zululand	Abaqulusi	Vryheid	154 725.88
ECD & Partial Care	Sicelinhlanhla Creche	ECD	070-375	Zululand	Abaqulusi	Vryheid	22 704.80
ECD & Partial Care	Siyakhula Creche	ECD	070-377	Zululand	Abaqulusi	Vryheid	129 321.96
ECD & Partial Care	Simunye Creche	ECD	066-461	Zululand	Abaqulusi	Vryheid	194 284.24
ECD & Partial Care	Siyabonga Creche	ECD	100-975	Zululand	Abaqulusi	Vryheid	75 341.96
ECD & Partial Care	Siyalondwa Creche	ECD	070-083	Zululand	Abaqulusi	Vryheid	98 121.20
ECD & Partial Care	Siyathuthuka Creche	ECD	070-083	Zululand	Abaqulusi	Vryheid	82 686.24
ECD & Partial Care	Sunrise Creche	ECD	103-045	Zululand	Abaqulusi	Vryheid	92 721.12
ECD & Partial Care	Thuthukani Creche	ECD	069-231	Zululand	Abaqulusi	Vryheid	121 316.00
ECD & Partial Care	Zama Creche	ECD	079-961	Zululand	Abaqulusi	Vryheid	93 336.56
ECD & Partial Care	Fundukuzama Creche	ECD	066-364	Zululand	Abaqulusi	Louwsburg	115 868.28
ECD & Partial Care	Fisokuhle Creche	ECD	064-353	Zululand	Abaqulusi	Louwsburg	166 650.08
ECD & Partial Care	Hlalanathi Creche	ECD	118-720	Zululand	Abaqulusi	Louwsburg	115 974.24
ECD & Partial Care	Intokozo Creche	ECD	063-932	Zululand	Abaqulusi	Louwsburg	119 809.60
ECD & Partial Care	Ntumbane Creche	ECD	066-455	Zululand	Abaqulusi	Louwsburg	80 649.92
ECD & Partial Care	Kwa-Ndlandla Creche	ECD	063-957	Zululand	Abaqulusi	Louwsburg	99 150.04
ECD & Partial Care	Lisbone Creche	ECD	066-342	Zululand	Abaqulusi	Louwsburg	172 612.68
ECD & Partial Care	Mgazini Creche	ECD	118-883	Zululand	Abaqulusi	Louwsburg	101 761.96
ECD & Partial Care	Mzamo Creche	ECD	066-372	Zululand	Abaqulusi	Louwsburg	151 439.24
ECD & Partial Care	Phaphama Creche	ECD	066-436	Zululand	Abaqulusi	Louwsburg	70 071.00
ECD & Partial Care	Sifisimpumelelo Creche	ECD	099-641	Zululand	Abaqulusi	Louwsburg	81 972.24
ECD & Partial Care	Thandukukhanya Creche	ECD	124-148	Zululand	Abaqulusi	Louwsburg	135 385.68
ECD & Partial Care	Zamokuhle Creche	ECD	103-791	Zululand	Abaqulusi	Louwsburg	92 582.64
ECD & Partial Care	Abakusasa Creche	ECD	101-286	Zululand	Edumbe	Paulp	60 558.64
ECD & Partial Care	Bambanani Creche	ECD	054-677	Zululand	Edumbe	Paulp	205 345.56
ECD & Partial Care	Dabulisizwe Creche-	ECD	079-714	Zululand	Edumbe	Paulp	103 720.64
ECD & Partial Care	Dumbe Creche	ECD	055-510	Zululand	Edumbe	Paulp	79 524.56
ECD & Partial Care	Enhlanhlani Creche	ECD	057-195	Zululand	Edumbe	Paulp	82 364.60
ECD & Partial Care	Isidubelo Creche-	ECD	079-908	Zululand	Edumbe	Paulp	153 877.68
ECD & Partial Care	Masakhane Creche	ECD	103-004	Zululand	Edumbe	Paulp	69 938.32

<u>SUB-PROGRAM</u>	<u>NAME OF ORGANISATION</u>	<u>CATEGORY</u>	<u>NPO Reg Number:</u>	<u>DISTRICT MUNICIPALITY</u>	<u>LOCAL MUNICIPALITY</u>	<u>SERVICE OFFICEICE</u>	<u>EXPENDITURE PER BAS</u>
ECD & Partial Care	Mbuthuma Creche	ECD	063-291	Zululand	Edumbe	Paulp	126 051.80
ECD & Partial Care	Ntandoyesizwe Creche-	ECD	079-827	Zululand	Edumbe	Paulp	99 046.08
ECD & Partial Care	Rainbow Creche	ECD	103-029	Zululand	Edumbe	Paulp	155 187.36
ECD & Partial Care	Sibongokuhle Creche	ECD	053-717	Zululand	Edumbe	Paulp	179 800.32
ECD & Partial Care	Scelokuhle Creche	ECD	056-274	Zululand	Edumbe	Paulp	194 083.16
ECD & Partial Care	Sicelimpumelelo Creche	ECD	068-054	Zululand	Edumbe	Paulp	111 216.76
ECD & Partial Care	Sinothile Creche	ECD	057-201	Zululand	Edumbe	Paulp	81 110.88
ECD & Partial Care	Sondelani Creche	ECD	068-051	Zululand	Edumbe	Paulp	101 049.92
ECD & Partial Care	Slindokuhle Creche-	ECD	053-896	Zululand	Edumbe	Paulp	299 795.28
ECD & Partial Care	Siyaphambili Creche-	ECD	073-079	Zululand	Edumbe	Paulp	165 759.08
ECD & Partial Care	Sukumani Creche	ECD	063-290	Zululand	Edumbe	Paulp	490 958.40
ECD & Partial Care	Thubelihle Creche	ECD	057-264	Zululand	Edumbe	Paulp	84 676.08
ECD & Partial Care	Thuthukani Creche	ECD	070-283	Zululand	Edumbe	Paulp	59 929.40
ECD & Partial Care	Zamokuhle Noukloof Creche	ECD	079-966	Zululand	Edumbe	Paulp	73 973.08
ECD & Partial Care	Zizameleni Creche-	ECD	063-852	Zululand	Edumbe	Paulp	161 211.64
ECD & Partial Care	Bambelentulo Creche	ECD	094-045	Zululand	Nongoma	Nongoma	65 088.00
ECD & Partial Care	Buhlebethu Creche	ECD	046-806	Zululand	Nongoma	Nongoma	29 934.40
ECD & Partial Care	Buhlebuyeza Creche -	ECD	040-181	Zululand	Nongoma	Nongoma	111 250.92
ECD & Partial Care	Bhekisigodi Creche	ECD	066-344	Zululand	Nongoma	Nongoma	89 397.24
ECD & Partial Care	Cathulani Creche	ECD	071-314	Zululand	Nongoma	Nongoma	130 965.12
ECD & Partial Care	Egugwini Creche	ECD	022-709	Zululand	Nongoma	Nongoma	124 107.84
ECD & Partial Care	Empucukweni Creche	ECD	066-526	Zululand	Nongoma	Nongoma	94 503.92
ECD & Partial Care	Ekuthuleni Creche	ECD	083-684	Zululand	Nongoma	Nongoma	19 029.12
ECD & Partial Care	Funulwazi Creche	ECD	040-184	Zululand	Nongoma	Nongoma	41 187.00
ECD & Partial Care	Fundekhlanya Creche	ECD	049-343	Zululand	Nongoma	Nongoma	102 217.92
ECD & Partial Care	Gaqangezandla Creche	ECD	057-387	Zululand	Nongoma	Nongoma	60 377.60
ECD & Partial Care	Halalisani Creche	ECD	100-486	Zululand	Nongoma	Nongoma	76 409.00
ECD & Partial Care	Hlokomani Creche	ECD	079-715	Zululand	Nongoma	Nongoma	55 963.00
ECD & Partial Care	Incathu Creche	ECD	024-707	Zululand	Nongoma	Nongoma	69 701.28
ECD & Partial Care	Inkanyeziyokusa Creche	ECD	040-190	Zululand	Nongoma	Nongoma	94 616.32
ECD & Partial Care	Ikusasaletu Creche-	ECD	042-185	Zululand	Nongoma	Nongoma	94 739.96
ECD & Partial Care	Isibanisezwe Creche	ECD	084-124	Zululand	Nongoma	Nongoma	72 091.48
ECD & Partial Care	Isizwesethu Creche	ECD	040-191	Zululand	Nongoma	Nongoma	33 377.28
ECD & Partial Care	Isizamile Creche	ECD	058-672	Zululand	Nongoma	Nongoma	9 977.32
ECD & Partial Care	Khayalempilo Creche	ECD	066-525	Zululand	Nongoma	Nongoma	55 357.44
ECD & Partial Care	Khethankomo Creche	ECD	080-405	Zululand	Nongoma	Nongoma	54 611.20
ECD & Partial Care	Khulisabantwana Creche	ECD	044-863	Zululand	Nongoma	Nongoma	64 200.40
ECD & Partial Care	Kwafunulwazi Creche	ECD	041-951	Zululand	Nongoma	Nongoma	129 364.48
ECD & Partial Care	Lethukukhanya Creche	ECD	057-358	Zululand	Nongoma	Nongoma	132 764.48
ECD & Partial Care	Mahhashini Creche	ECD	087-404	Zululand	Nongoma	Nongoma	76 596.92
ECD & Partial Care	Masakhane Creche	ECD	071-938	Zululand	Nongoma	Nongoma	92 919.00

<u>SUB-PROGRAM</u>	<u>NAME OF ORGANISATION</u>	<u>CATEGORY</u>	<u>NPO Reg Number:</u>	<u>DISTRICT MUNICIPALITY</u>	<u>LOCAL MUNICIPALITY</u>	<u>SERVICE OFFICEICE</u>	<u>EXPENDITURE PER BAS</u>
ECD & Partial Care	Masazane Creche	ECD	045-390	Zululand	Nongoma	Nongoma	121 266.00
ECD & Partial Care	Masiqhubeke Creche	ECD	050-205	Zululand	Nongoma	Nongoma	76 355.00
ECD & Partial Care	Masivakashe Creche	ECD	095-630	Zululand	Nongoma	Nongoma	82 813.32
ECD & Partial Care	Matheni Siyazama Creche	ECD	046-154	Zululand	Nongoma	Nongoma	15 857.60
ECD & Partial Care	Mfishane Creche	ECD	032-370	Zululand	Nongoma	Nongoma	189 137.92
ECD & Partial Care	Mpumalanga Creche	ECD	040-397	Zululand	Nongoma	Nongoma	29 764.80
ECD & Partial Care	Msasaneni Creche	ECD	040-182	Zululand	Nongoma	Nongoma	88 447.50
ECD & Partial Care	Mseni Creche	ECD	040-177	Zululand	Nongoma	Nongoma	66 562.88
ECD & Partial Care	Muzibulawa Creche	ECD	066-440	Zululand	Nongoma	Nongoma	76 289.88
ECD & Partial Care	Ndongane Creche	ECD	090-733	Zululand	Nongoma	Nongoma	134 028.00
ECD & Partial Care	Njabulo Creche	ECD	106-178	Zululand	Nongoma	Nongoma	95 730.08
ECD & Partial Care	Njoko Creche	ECD	040-186	Zululand	Nongoma	Nongoma	143 741.40
ECD & Partial Care	Nkosinathi Creche	ECD	040-187	Zululand	Nongoma	Nongoma	130 676.80
ECD & Partial Care	Nkosiyabantwana Creche	ECD	046-510	Zululand	Nongoma	Nongoma	112 882.44
ECD & Partial Care	Nqobuzulu Creche	ECD	057-276	Zululand	Nongoma	Nongoma	76 676.16
ECD & Partial Care	Othandweni Creche	ECD	105-339	Zululand	Nongoma	Nongoma	99 099.92
ECD & Partial Care	Phaphamani Creche	ECD	040-188	Zululand	Nongoma	Nongoma	132 000.12
ECD & Partial Care	Sakhulwazi Creche	ECD	114-186	Zululand	Nongoma	Nongoma	50 333.60
ECD & Partial Care	Samukelumusa Creche	ECD	066-444	Zululand	Nongoma	Nongoma	33 139.84
ECD & Partial Care	Sibahle Creche	ECD	102-686	Zululand	Nongoma	Nongoma	103 912.68
ECD & Partial Care	Sibongamandla Creche	ECD	020-285	Zululand	Nongoma	Nongoma	36 056.96
ECD & Partial Care	Sinethemba Creche	ECD	094-022	Zululand	Nongoma	Nongoma	39 693.72
ECD & Partial Care	Sincengimpilo Creche	ECD	064-449	Zululand	Nongoma	Nongoma	52 101.12
ECD & Partial Care	Sikhulangemfundo Creche	ECD	066-762	Zululand	Nongoma	Nongoma	17 808.00
ECD & Partial Care	Sikhulasonke Creche	ECD	040-097	Zululand	Nongoma	Nongoma	75 452.92
ECD & Partial Care	Sithokozile Creche	ECD	057-576	Zululand	Nongoma	Nongoma	144 203.96
ECD & Partial Care	Siyjabula Creche	ECD	057-743	Zululand	Nongoma	Nongoma	71 356.76
ECD & Partial Care	Siyakhula Creche	ECD	114-344	Zululand	Nongoma	Nongoma	44 214.72
ECD & Partial Care	Siyathuthuka Nsimbini Creche	ECD	106-687	Zululand	Nongoma	Nongoma	38 465.28
ECD & Partial Care	Siyezama Creche	ECD	057-266	Zululand	Nongoma	Nongoma	61 712.72
ECD & Partial Care	Sozama Creche	ECD	044-860	Zululand	Nongoma	Nongoma	89 734.20
ECD & Partial Care	Slindokuhle Creche	ECD	043-267	Zululand	Nongoma	Nongoma	124 553.04
ECD & Partial Care	Siyathuthuka Creche	ECD	047-677	Zululand	Nongoma	Nongoma	137 828.40
ECD & Partial Care	Sukumani Creche	ECD	083-917	Zululand	Nongoma	Nongoma	48 810.88
ECD & Partial Care	Thembela Creche	ECD	066-343	Zululand	Nongoma	Nongoma	67 626.88
ECD & Partial Care	Thuthukani -Creche	ECD	043-265	Zululand	Nongoma	Nongoma	97 163.84
ECD & Partial Care	Vukukhanyise Creche	ECD	044-699	Zululand	Nongoma	Nongoma	46 823.92
ECD & Partial Care	Vukuzenzele Creche-	ECD	057-352	Zululand	Nongoma	Nongoma	55 645.76
ECD & Partial Care	Vulingqondo Creche	ECD	102-374	Zululand	Nongoma	Nongoma	79 597.00
ECD & Partial Care	Wisdom Gate Creche	ECD	087-060	Zululand	Nongoma	Nongoma	67 568.20
ECD & Partial Care	Zakhele Creche	ECD	040-095	Zululand	Nongoma	Nongoma	55 798.40

<u>SUB-PROGRAM</u>	<u>NAME OF ORGANISATION</u>	<u>CATEGORY</u>	<u>NPO Reg Number:</u>	<u>DISTRICT MUNICIPALITY</u>	<u>LOCAL MUNICIPALITY</u>	<u>SERVICE OFFICEICE</u>	<u>EXPENDITURE PER BAS</u>
ECD & Partial Care	Zihlakaniphele	ECD	070-490	Zululand	Nongoma	Nongoma	94 696.56
ECD & Partial Care	Bongumusa Creche	ECD	119-221	Zululand	Ulundi	Mahlabathini	72 707.52
ECD & Partial Care	Bonokuhle Creche	ECD	062-000	Zululand	Ulundi	Mahlabathini	118 386.68
ECD & Partial Care	Egugwini Creche	ECD	064-972	Zululand	Ulundi	Mahlabathini	141 564.76
ECD & Partial Care	Empilweni Creche	ECD	062-378	Zululand	Ulundi	Mahlabathini	66 432.32
ECD & Partial Care	Emseni Creche	ECD	052-595	Zululand	Ulundi	Mahlabathini	274 816.72
ECD & Partial Care	Ekwandeni Creche	ECD	079-341	Zululand	Ulundi	Mahlabathini	113 490.08
ECD & Partial Care	Igugulesizwe Creche	ECD	069-234	Zululand	Ulundi	Mahlabathini	13 262.72
ECD & Partial Care	Inkanyezi-Creche-	ECD	064-972	Zululand	Ulundi	Mahlabathini	131 650.60
ECD & Partial Care	Inqayivele Creche	ECD	098-051	Zululand	Ulundi	Mahlabathini	104 091.60
ECD & Partial Care	Khayalethu Creche	ECD	097-480	Zululand	Ulundi	Mahlabathini	79 372.56
ECD & Partial Care	Manzini Creche	ECD	066-996	Zululand	Ulundi	Mahlabathini	70 349.04
ECD & Partial Care	Mfekayi Creche	ECD	117-959	Zululand	Ulundi	Mahlabathini	129 025.84
ECD & Partial Care	Mnteyithume Creche	ECD	079-890	Zululand	Ulundi	Mahlabathini	78 202.56
ECD & Partial Care	Mphendu Creche	ECD	083-974	Zululand	Ulundi	Mahlabathini	84 138.56
ECD & Partial Care	Ntukwini Creche	ECD	080-009	Zululand	Ulundi	Mahlabathini	126 493.28
ECD & Partial Care	Okuhle Creche	ECD	090-741	Zululand	Ulundi	Mahlabathini	96 247.88
ECD & Partial Care	Okhalweni Creche	ECD	055-427	Zululand	Ulundi	Mahlabathini	157 452.80
ECD & Partial Care	Nqabayokuphila Creche	ECD	079-898	Zululand	Ulundi	Mahlabathini	22 760.32
ECD & Partial Care	Qalukubheka Creche	ECD	084-067	Zululand	Ulundi	Mahlabathini	4 901.44
ECD & Partial Care	Qhubeka Creche	ECD	058-793	Zululand	Ulundi	Mahlabathini	107 406.40
ECD & Partial Care	Siyazama Creche	ECD	084-103	Zululand	Ulundi	Mahlabathini	120 543.92
ECD & Partial Care	Siyongiphiziphonke	ECD	060-347	Zululand	Ulundi	Mahlabathini	179 569.04
ECD & Partial Care	Tholukukhanya Creche	ECD	092-375	Zululand	Ulundi	Mahlabathini	105 448.56
ECD & Partial Care	Ubuhlebenkosi Creche -	ECD	069-186	Zululand	Ulundi	Mahlabathini	72 688.00
ECD & Partial Care	Ulundi Creche	ECD	056-053	Zululand	Ulundi	Mahlabathini	262 721.36
ECD & Partial Care	Ukukhanya Creche Id	ECD	093-753	Zululand	Ulundi	Mahlabathini	151 192.92
ECD & Partial Care	Vukuzakhe Creche	ECD	071-067	Zululand	Ulundi	Mahlabathini	140 742.00
ECD & Partial Care	Vukuzenzele Creche	ECD	062-663	Zululand	Ulundi	Mahlabathini	146 421.60
ECD & Partial Care	Xolo Creche	ECD	060-693	Zululand	Ulundi	Mahlabathini	85 512.32
ECD & Partial Care	Zamokuhle Creche	ECD	058-834	Zululand	Ulundi	Mahlabathini	137 529.00
ECD & Partial Care	Zelaphile Creche -	ECD	076-061	Zululand	Ulundi	Mahlabathini	147 310.28
ECD & Partial Care	Bambanani Creche -	ECD	063-922	Zululand	Ulundi	Babanango	60 880.56
ECD & Partial Care	Hlanganani Creche	ECD	062-105	Zululand	Ulundi	Babanango	56 666.48
ECD & Partial Care	Imbalenhle Creche-	ECD	062-136	Zululand	Ulundi	Babanango	63 575.96
ECD & Partial Care	Inkanyiso Creche	ECD	052-335	Zululand	Ulundi	Babanango	59 750.08
ECD & Partial Care	Inkanyeziyokusa Creche	ECD	062-105	Zululand	Ulundi	Babanango	66 057.40
ECD & Partial Care	Ithembaletu Crechech	ECD	079-958	Zululand	Ulundi	Babanango	56 933.16
ECD & Partial Care	Lethukuphila Creche	ECD	056-226	Zululand	Ulundi	Babanango	73 571.80
ECD & Partial Care	Mpofazana Creche	ECD	063-937	Zululand	Ulundi	Babanango	148 676.96
ECD & Partial Care	Muziwokukhanya Creche	ECD	063-926	Zululand	Ulundi	Babanango	87 888.36

<u>SUB-PROGRAM</u>	<u>NAME OF ORGANISATION</u>	<u>CATEGORY</u>	<u>NPO Reg Number:</u>	<u>DISTRICT MUNICIPALITY</u>	<u>LOCAL MUNICIPALITY</u>	<u>SERVICE OFFICEICE</u>	<u>EXPENDITURE PER BAS</u>
ECD & Partial Care	Phembisizwe Creche	ECD	121-151	Zululand	Ulundi	Babanango	67 843.72
ECD & Partial Care	Slindokuhle Creche	ECD	066-431	Zululand	Ulundi	Babanango	131 041.84
ECD & Partial Care	Siyacathula Creche	ECD	079-859	Zululand	Ulundi	Babanango	55 337.40
ECD & Partial Care	Thandukukhanya Creche	ECD	063-890	Zululand	Ulundi	Babanango	11 583.68
ECD & Partial Care	Vulingqondo Creche	ECD	048-369	Zululand	Ulundi	Babanango	107 678.92
ECD & Partial Care	Zamokuhle Bright Creche	ECD	063-934	Zululand	Ulundi	Babanango	54 207.04
ECD & Partial Care	Buhlebemvelo Creche-	ECD	047-364	Zululand	Uphongolo	Simdlangetsha	251 458.68
ECD & Partial Care	Entokozweni Creche-	ECD	055-052	Zululand	Uphongolo	Simdlangetsha	132 496.32
ECD & Partial Care	Esidakeni Creche	ECD	087-453	Zululand	Uphongolo	Simdlangetsha	116 326.28
ECD & Partial Care	Esikhandweni Creche	ECD	066-345	Zululand	Uphongolo	Simdlangetsha	191 460.80
ECD & Partial Care	Goodhope Creche	ECD	057-113	Zululand	Uphongolo	Simdlangetsha	101 272.68
ECD & Partial Care	Inkosiyethu Creche	ECD	047-889	Zululand	Uphongolo	Simdlangetsha	314 927.52
ECD & Partial Care	Isibanisethu Creche	ECD	057-485	Zululand	Uphongolo	Simdlangetsha	111 031.12
ECD & Partial Care	Kadekusilesisebenza Creche-	ECD	053-725	Zululand	Uphongolo	Simdlangetsha	143 126.64
ECD & Partial Care	Kwa Shoba Creche -	ECD	060-208	Zululand	Uphongolo	Simdlangetsha	154 463.48
ECD & Partial Care	Landokuhle Creche	ECD	069-185	Zululand	Uphongolo	Simdlangetsha	135 376.44
ECD & Partial Care	Lethukukhanya Creche	ECD	069-131	Zululand	Uphongolo	Simdlangetsha	31 545.60
ECD & Partial Care	Lethumusa Creche	ECD	054-891	Zululand	Uphongolo	Simdlangetsha	132 084.48
ECD & Partial Care	Lungisani Creche	ECD	069-222	Zululand	Uphongolo	Simdlangetsha	76 506.56
ECD & Partial Care	Masithuthuke Crech	ECD	058-019	Zululand	Uphongolo	Simdlangetsha	164 604.48
ECD & Partial Care	Mpakama Creche	ECD	128-158	Zululand	Uphongolo	Simdlangetsha	142 353.60
ECD & Partial Care	Ndilelanhle Creche	ECD	056-962	Zululand	Uphongolo	Simdlangetsha	152 782.24
ECD & Partial Care	Phakamani Creche	ECD	053-726	Zululand	Uphongolo	Simdlangetsha	145 609.80
ECD & Partial Care	Qhubekani Creche	ECD	048-413	Zululand	Uphongolo	Simdlangetsha	128 068.68
ECD & Partial Care	Qhubekani No 2 Creche	ECD	047-461	Zululand	Uphongolo	Simdlangetsha	163 822.80
ECD & Partial Care	Qophumlando Creche	ECD	053-728	Zululand	Uphongolo	Simdlangetsha	251 105.56
ECD & Partial Care	Rainbow Creche	ECD	073-109	Zululand	Uphongolo	Simdlangetsha	205 279.12
ECD & Partial Care	Sakhithemba Creche	ECD	069-175	Zululand	Uphongolo	Simdlangetsha	58 564.24
ECD & Partial Care	Sibusisweni Creche	ECD	083-197	Zululand	Uphongolo	Simdlangetsha	89 698.40
ECD & Partial Care	Sinenhlanhla Creche	ECD	062-194	Zululand	Uphongolo	Simdlangetsha	183 636.20
ECD & Partial Care	Snenhlanhla Day Care Creche	ECD	083-133	Zululand	Uphongolo	Simdlangetsha	118 601.28
ECD & Partial Care	Sthembiso Creche	ECD	053-732	Zululand	Uphongolo	Simdlangetsha	232 098.64
ECD & Partial Care	Sikhulakahle Creche	ECD	053-730	Zululand	Uphongolo	Simdlangetsha	65 646.84
ECD & Partial Care	Siyaphambili Day Creche	ECD	083-197	Zululand	Uphongolo	Simdlangetsha	100 889.92
ECD & Partial Care	Siyathokoza Creche-	ECD	049-135	Zululand	Uphongolo	Simdlangetsha	186 643.52
ECD & Partial Care	Siyazama Creche	ECD	067-644	Zululand	Uphongolo	Simdlangetsha	47 369.28
ECD & Partial Care	Siwela Creche	ECD	069-134	Zululand	Uphongolo	Simdlangetsha	83 001.80
ECD & Partial Care	Sinegugu CrecheP	ECD	006-351	Zululand	Uphongolo	Simdlangetsha	765 143.32
ECD & Partial Care	Sizodela Creche	ECD	047-258	Zululand	Uphongolo	Simdlangetsha	191 867.12
ECD & Partial Care	Thandanani Mazulu Creche -	ECD	045-772	Zululand	Uphongolo	Simdlangetsha	153 547.60
ECD & Partial Care	Vukuzame Creche	ECD	085-959	Zululand	Uphongolo	Simdlangetsha	150 789.00

<u>SUB-PROGRAM</u>	<u>NAME OF ORGANISATION</u>	<u>CATEGORY</u>	<u>NPO Reg Number:</u>	<u>DISTRICT MUNICIPALITY</u>	<u>LOCAL MUNICIPALITY</u>	<u>SERVICE OFFICEICE</u>	<u>EXPENDITURE PER BAS</u>
ECD & Partial Care	Zamokuhle Creche	ECD	053-735	Zululand	Uphongolo	Simdlangetsha	123 858.88
ECD & Partial Care	Zamokuhle No.1	ECD	053-734	Zululand	Uphongolo	Simdlangetsha	153 517.64
ECD & Partial Care	Zamokuzakha Creche-	ECD	053-736	Zululand	Uphongolo	Simdlangetsha	311 336.48
ECD & Partial Care	Zimele Creche -	ECD	056-185	Zululand	Uphongolo	Simdlangetsha	71 152.00
ECD & Partial Care	Candolo Creche	ECD	084-101	Uthungulu	Mthonjaneni	Melmoth	186 333.40
ECD & Partial Care	Endabenhle Creche	ECD	069-115	Uthungulu	Mthonjaneni	Melmoth	175 475.84
ECD & Partial Care	Hlabathini Creche	ECD	088-885	Uthungulu	Mthonjaneni	Melmoth	137 155.72
ECD & Partial Care	Khanyisani Creche	ECD	045-853	Uthungulu	Mthonjaneni	Melmoth	166 131.68
ECD & Partial Care	Nomndayi Creche	ECD	069-236	Uthungulu	Mthonjaneni	Melmoth	164 718.92
ECD & Partial Care	Nsengeni Creche	ECD	063-425	Uthungulu	Mthonjaneni	Melmoth	69 281.20
ECD & Partial Care	Qalokusha Creche	ECD	069-202	Uthungulu	Mthonjaneni	Melmoth	122 618.40
ECD & Partial Care	Sabiza Creche	ECD	069-124	Uthungulu	Mthonjaneni	Melmoth	94 039.16
ECD & Partial Care	Sibonokuhle Creche	ECD	069-230	Uthungulu	Mthonjaneni	Melmoth	165 229.04
ECD & Partial Care	Sithuthukile Creche	ECD	069-169	Uthungulu	Mthonjaneni	Melmoth	147 859.76
ECD & Partial Care	Siyanakekela Creche	ECD	069-122	Uthungulu	Mthonjaneni	Melmoth	152 662.36
ECD & Partial Care	Siyathuthuka Creche	ECD	063-901	Uthungulu	Mthonjaneni	Melmoth	91 589.56
ECD & Partial Care	Sizanani Creche	ECD	069-194	Uthungulu	Mthonjaneni	Melmoth	219 346.32
ECD & Partial Care	Siphiwokuhle Creche	ECD	079-899	Uthungulu	Mthonjaneni	Melmoth	90 361.28
ECD & Partial Care	Thubalethu Creche	ECD	069-113	Uthungulu	Mthonjaneni	Melmoth	341 318.44
ECD & Partial Care	Bambiswano Creche	ECD	067-787	Uthungulu	Nkandla	Nkandla	71 807.48
ECD & Partial Care	Bambumkhono Creche	ECD	050-988	Uthungulu	Nkandla	Nkandla	83 448.92
ECD & Partial Care	Buhlebophindo Creche	ECD	079-779	Uthungulu	Nkandla	Nkandla	94 834.24
ECD & Partial Care	Buhlebuyeza Creche	ECD	063-857	Uthungulu	Nkandla	Nkandla	32 987.20
ECD & Partial Care	Celulwazi Creche	ECD	066-434	Uthungulu	Nkandla	Nkandla	129 024.04
ECD & Partial Care	Doni Creche	ECD	064-290	Uthungulu	Nkandla	Nkandla	174 552.00
ECD & Partial Care	Ekukhanyeni Creche	ECD	063-907	Uthungulu	Nkandla	Nkandla	74 284.40
ECD & Partial Care	Esigcalabeni Creche	ECD	063-893	Uthungulu	Nkandla	Nkandla	197 532.32
ECD & Partial Care	Esicelweni Creche	ECD	063-866	Uthungulu	Nkandla	Nkandla	91 822.16
ECD & Partial Care	Fundaninathi Creche	ECD	066-505	Uthungulu	Nkandla	Nkandla	65 566.84
ECD & Partial Care	Gedlembane Creche	ECD	052-355	Uthungulu	Nkandla	Nkandla	133 352.44
ECD & Partial Care	Igwadla Creche	ECD	069-994	Uthungulu	Nkandla	Nkandla	155 596.76
ECD & Partial Care	Hloniphani Creche	ECD	042-354	Uthungulu	Nkandla	Nkandla	115 060.98
ECD & Partial Care	Ikusasaletu Creche	ECD	057-796	Uthungulu	Nkandla	Nkandla	87 266.44
ECD & Partial Care	Impumelelo Creche	ECD	062-110	Uthungulu	Nkandla	Nkandla	119 779.84
ECD & Partial Care	Insika Creche	ECD	079-965	Uthungulu	Nkandla	Nkandla	117 321.52
ECD & Partial Care	Khayelihle Creche	ECD	066-346	Uthungulu	Nkandla	Nkandla	121 101.32
ECD & Partial Care	Khulanemfundo Creche	ECD	070-071	Uthungulu	Nkandla	Nkandla	70 146.92
ECD & Partial Care	Kwadabulizwe Creche	ECD	090-669	Uthungulu	Nkandla	Nkandla	82 134.52
ECD & Partial Care	Lindokuhle Creche	ECD	070-089	Uthungulu	Nkandla	Nkandla	61 165.60
ECD & Partial Care	Mama Africa Creche	ECD	038-760	Uthungulu	Nkandla	Nkandla	100 401.28
ECD & Partial Care	Manzamyama Creche	ECD	043-796	Uthungulu	Nkandla	Nkandla	302 646.32

<u>SUB-PROGRAM</u>	<u>NAME OF ORGANISATION</u>	<u>CATEGORY</u>	<u>NPO Reg Number:</u>	<u>DISTRICT MUNICIPALITY</u>	<u>LOCAL MUNICIPALITY</u>	<u>SERVICE OFFICEICE</u>	<u>EXPENDITURE PER BAS</u>
ECD & Partial Care	Masibumbane Creche	ECD	059-828	Uthungulu	Nkandla	Nkandla	132 581.88
ECD & Partial Care	Masibumbane	ECD	065-009	Uthungulu	Nkandla	Nkandla	161 153.32
ECD & Partial Care	Matikwe Creche	ECD	048-588	Uthungulu	Nkandla	Nkandla	150 250.64
ECD & Partial Care	Mfongosi Creche	ECD	045-255	Uthungulu	Nkandla	Nkandla	207 943.08
ECD & Partial Care	Mhlanganyelwa Creche	ECD	063-906	Uthungulu	Nkandla	Nkandla	108 215.56
ECD & Partial Care	Nhlalakahle Creche	ECD	070-401	Uthungulu	Nkandla	Nkandla	101 687.64
ECD & Partial Care	Nhlokomo Creche	ECD	058-832	Uthungulu	Nkandla	Nkandla	171 126.24
ECD & Partial Care	Nonoti Creche	ECD	056-160	Uthungulu	Nkandla	Nkandla	99 729.32
ECD & Partial Care	Nokhenke Creche	ECD	042-419	Uthungulu	Nkandla	Nkandla	3 861.08
ECD & Partial Care	Nqubeko Creche	ECD	056-141	Uthungulu	Nkandla	Nkandla	94 334.04
ECD & Partial Care	Ntuthukweni Creche	ECD	084-088	Uthungulu	Nkandla	Nkandla	106 915.76
ECD & Partial Care	Phakathwayo Creche	ECD	063-918	Uthungulu	Nkandla	Nkandla	179 735.00
ECD & Partial Care	Pholela Creche	ECD	070-027	Uthungulu	Nkandla	Nkandla	46 889.08
ECD & Partial Care	Ofeni Creche	ECD	045-498	Uthungulu	Nkandla	Nkandla	41 336.76
ECD & Partial Care	Qalakabusha- Creche	ECD	066-351	Uthungulu	Nkandla	Nkandla	162 534.20
ECD & Partial Care	Qhudenani Flagship Creche	ECD	038-850	Uthungulu	Nkandla	Nkandla	153 241.64
ECD & Partial Care	Salakuthintwa Creche	ECD	066-367	Uthungulu	Nkandla	Nkandla	102 174.80
ECD & Partial Care	Senzokuhle Creche	ECD	070-478	Uthungulu	Nkandla	Nkandla	129 102.64
ECD & Partial Care	Sibongile Creche	ECD	058-063	Uthungulu	Nkandla	Nkandla	207 914.60
ECD & Partial Care	Sikhulakahle Creche	ECD	047-739	Uthungulu	Nkandla	Nkandla	117 308.12
ECD & Partial Care	Sikhwane Creche	ECD	058-160	Uthungulu	Nkandla	Nkandla	96 819.52
ECD & Partial Care	Siphimfundo Creche	ECD	070-382	Uthungulu	Nkandla	Nkandla	161 904.20
ECD & Partial Care	Sinethemba Creche	ECD	070-364	Uthungulu	Nkandla	Nkandla	140 105.84
ECD & Partial Care	Sithandokuhle Creche	ECD	062-706	Uthungulu	Nkandla	Nkandla	104 710.20
ECD & Partial Care	Siyathuthuka Creche	ECD	066-428	Uthungulu	Nkandla	Nkandla	68 960.56
ECD & Partial Care	Sizamokuhle Creche	ECD	049-148	Uthungulu	Nkandla	Nkandla	57 226.96
ECD & Partial Care	Sizanani Creche	ECD	063-879	Uthungulu	Nkandla	Nkandla	67 905.92
ECD & Partial Care	Smukumuku Creche	ECD	066-371	Uthungulu	Nkandla	Nkandla	95 807.04
ECD & Partial Care	Swelihle Creche	ECD	046-100	Uthungulu	Nkandla	Nkandla	66 805.44
ECD & Partial Care	Thandanani No.1	ECD	066-504	Uthungulu	Nkandla	Nkandla	116 486.84
ECD & Partial Care	Thandanani Creche	ECD	058-108	Uthungulu	Nkandla	Nkandla	96 596.52
ECD & Partial Care	Thema Creche Id	ECD	057-823	Uthungulu	Nkandla	Nkandla	126 806.08
ECD & Partial Care	Tholulwazi Creche	ECD	066-506	Uthungulu	Nkandla	Nkandla	89 423.28
ECD & Partial Care	Thubalethu Creche	ECD	058-206	Uthungulu	Nkandla	Nkandla	214 407.00
ECD & Partial Care	Thubelihle Creche	ECD	070-285	Uthungulu	Nkandla	Nkandla	131 758.96
ECD & Partial Care	Thuthukani -Creche	ECD	066-361	Uthungulu	Nkandla	Nkandla	76 431.40
ECD & Partial Care	Ukukhanya Creche	ECD	048-018	Uthungulu	Nkandla	Nkandla	67 411.68
ECD & Partial Care	Wozawoza Creche	ECD	043-767	Uthungulu	Nkandla	Nkandla	119 898.52
ECD & Partial Care	Zamokuhle Creche	ECD	064-295	Uthungulu	Nkandla	Nkandla	133 456.84
ECD & Partial Care	Bhekisizwe Creche	ECD	063-975	Uthungulu	Umhlatuze	Enseleni	159 898.88
ECD & Partial Care	Bomvini Creche	ECD	012-736	Uthungulu	Umhlatuze	Enseleni	145 153.16

<u>SUB-PROGRAM</u>	<u>NAME OF ORGANISATION</u>	<u>CATEGORY</u>	<u>NPO Reg Number:</u>	<u>DISTRICT MUNICIPALITY</u>	<u>LOCAL MUNICIPALITY</u>	<u>SERVICE OFFICEICE</u>	<u>EXPENDITURE PER BAS</u>
ECD & Partial Care	Cebolethu Creche	ECD	066-459	Uthungulu	Umhlathuze	Enseleni	141 325.44
ECD & Partial Care	Chloe Sharp Creche	ECD	031-804	Uthungulu	Umhlathuze	Enseleni	261 968.12
ECD & Partial Care	Debe Crechech	ECD	062-407	Uthungulu	Umhlathuze	Enseleni	159 020.68
ECD & Partial Care	Ekuphileni Creche	ECD	064-784	Uthungulu	Umhlathuze	Enseleni	94 314.16
ECD & Partial Care	Ekuthuleni Creche	ECD	054-121	Uthungulu	Umhlathuze	Enseleni	215 847.24
ECD & Partial Care	Ikusasaletu Creche	ECD	046-327	Uthungulu	Umhlathuze	Enseleni	308 649.56
ECD & Partial Care	Inqolobane Creche	ECD	058-010	Uthungulu	Umhlathuze	Enseleni	80 967.04
ECD & Partial Care	Isibusisosiyeza Creche	ECD	070-053	Uthungulu	Umhlathuze	Enseleni	242 148.00
ECD & Partial Care	Khayaletu Creche	ECD	063-941	Uthungulu	Umhlathuze	Enseleni	208 892.60
ECD & Partial Care	Khanyisani Creche	ECD	063-949	Uthungulu	Umhlathuze	Enseleni	162 533.12
ECD & Partial Care	Khula Creche	ECD	055-232	Uthungulu	Umhlathuze	Enseleni	275 489.40
ECD & Partial Care	Langazela Creche	ECD	037-260	Uthungulu	Umhlathuze	Enseleni	329 573.40
ECD & Partial Care	Luwamba Creche	ECD	069-189	Uthungulu	Umhlathuze	Enseleni	124 611.92
ECD & Partial Care	Mancence-Creche	ECD	063-958	Uthungulu	Umhlathuze	Enseleni	115 406.24
ECD & Partial Care	Matshana Creche	ECD	010-667	Uthungulu	Umhlathuze	Enseleni	386 652.08
ECD & Partial Care	Mkhosi Creche	ECD	046-273	Uthungulu	Umhlathuze	Enseleni	170 219.04
ECD & Partial Care	Mningi Creche	ECD	069-225	Uthungulu	Umhlathuze	Enseleni	172 768.36
ECD & Partial Care	Mphangwa Creche	ECD	066-341	Uthungulu	Umhlathuze	Enseleni	148 962.52
ECD & Partial Care	Nongweleza Creche	ECD	056-576	Uthungulu	Umhlathuze	Enseleni	210 524.88
ECD & Partial Care	Nkosinathi Creche	ECD	066-360	Uthungulu	Umhlathuze	Enseleni	217 247.32
ECD & Partial Care	Nqubeko Creche	ECD	069-453	Uthungulu	Umhlathuze	Enseleni	252 533.12
ECD & Partial Care	Ntambanana Creche	ECD	090-771	Uthungulu	Umhlathuze	Enseleni	147 631.08
ECD & Partial Care	Ntobeko Creche	ECD	061-829	Uthungulu	Umhlathuze	Enseleni	169 898.24
ECD & Partial Care	Phathisanani Creche	ECD	068-418	Uthungulu	Umhlathuze	Enseleni	192 665.04
ECD & Partial Care	Phembisizwe Creche	ECD	063-897	Uthungulu	Umhlathuze	Enseleni	224 023.92
ECD & Partial Care	Qalakancane Creche	ECD	070-133	Uthungulu	Umhlathuze	Enseleni	126 699.16
ECD & Partial Care	Sabokwe Creche	ECD	007-195	Uthungulu	Umhlathuze	Enseleni	336 602.60
ECD & Partial Care	Sibonelo Creche	ECD	054-536	Uthungulu	Umhlathuze	Enseleni	92 704.64
ECD & Partial Care	Sibonokuhle Creche	ECD	040-193	Uthungulu	Umhlathuze	Enseleni	127 613.00
ECD & Partial Care	Sakhiseni Creche	ECD	055-298	Uthungulu	Umhlathuze	Enseleni	209 570.00
ECD & Partial Care	Sandakahle Creche	ECD	062-551	Uthungulu	Umhlathuze	Enseleni	109 959.84
ECD & Partial Care	Senzokuhle Creche	ECD	010-556	Uthungulu	Umhlathuze	Enseleni	377 164.20
ECD & Partial Care	Sifisoethu Creche	ECD	034-057	Uthungulu	Umhlathuze	Enseleni	204 703.24
ECD & Partial Care	Simamisa Creche	ECD	070-130	Uthungulu	Umhlathuze	Enseleni	140 273.60
ECD & Partial Care	Sinothando Creche	ECD	079-967	Uthungulu	Umhlathuze	Enseleni	75 840.40
ECD & Partial Care	Sikhanyisele Creche	ECD	069-467	Uthungulu	Umhlathuze	Enseleni	132 579.00
ECD & Partial Care	Sikhulakahle Creche	ECD	056-361	Uthungulu	Umhlathuze	Enseleni	424 882.48
ECD & Partial Care	Sivananda Creche	ECD	058-047	Uthungulu	Umhlathuze	Enseleni	53 016.96
ECD & Partial Care	Siyafunda Creche	ECD	069-200	Uthungulu	Umhlathuze	Enseleni	93 944.52
ECD & Partial Care	Siyanoqoba Creche	ECD	069-221	Uthungulu	Umhlathuze	Enseleni	117 608.92
ECD & Partial Care	Siyeza Creche	ECD	069-129	Uthungulu	Umhlathuze	Enseleni	274 554.56

<u>SUB-PROGRAM</u>	<u>NAME OF ORGANISATION</u>	<u>CATEGORY</u>	<u>NPO Reg Number:</u>	<u>DISTRICT MUNICIPALITY</u>	<u>LOCAL MUNICIPALITY</u>	<u>SERVICE OFFICEICE</u>	<u>EXPENDITURE PER BAS</u>
ECD & Partial Care	Sokhaya Creche	ECD	092-296	Uthungulu	Umhlathuze	Enseleni	147 774.56
ECD & Partial Care	Somopho Creche	ECD	062-051	Uthungulu	Umhlathuze	Enseleni	341 532.36
ECD & Partial Care	Sizanotho Creche	ECD	082-311	Uthungulu	Umhlathuze	Enseleni	58 144.68
ECD & Partial Care	Thandaza Creche	ECD	047-216	Uthungulu	Umhlathuze	Enseleni	126 643.12
ECD & Partial Care	Tholulwazi Creche	ECD	068-468	Uthungulu	Umhlathuze	Enseleni	107 401.32
ECD & Partial Care	Top City Creche	ECD	007-193	Uthungulu	Umhlathuze	Enseleni	215 978.44
ECD & Partial Care	Umhlathuze Creche	ECD	046-368	Uthungulu	Umhlathuze	Enseleni	639 884.20
ECD & Partial Care	Vukuzakhe Creche	ECD	066-523	Uthungulu	Umhlathuze	Enseleni	93 824.04
ECD & Partial Care	Vumelani Creche	ECD	063-936	Uthungulu	Umhlathuze	Enseleni	164 402.92
ECD & Partial Care	Zakheni Creche	ECD	065-404	Uthungulu	Umhlathuze	Enseleni	348 196.48
ECD & Partial Care	Zanele Creche	ECD	064-241	Uthungulu	Umhlathuze	Enseleni	88 313.16
ECD & Partial Care	Zenzele Creche	ECD	010-860	Uthungulu	Umhlathuze	Enseleni	247 498.64
ECD & Partial Care	Ziqalele Creche	ECD	065-313	Uthungulu	Umhlathuze	Enseleni	292 242.72
ECD & Partial Care	Zizamele Creche	ECD	052-284	Uthungulu	Umhlathuze	Enseleni	273 011.44
ECD & Partial Care	Christian Ekukhanyeni Creche	ECD	070-003	Uthungulu	Umhlathuze	Ongoye	495 098.72
ECD & Partial Care	Esikhawini Creche	ECD	030-940	Uthungulu	Umhlathuze	Ongoye	215 552.72
ECD & Partial Care	Fellowship Creche	ECD	047-577	Uthungulu	Umhlathuze	Ongoye	88 937.00
ECD & Partial Care	Hemfane Creche	ECD	072-950	Uthungulu	Umhlathuze	Ongoye	107 472.00
ECD & Partial Care	Inkanyezi Creche	ECD	039-034	Uthungulu	Umhlathuze	Ongoye	532 843.00
ECD & Partial Care	Inkosinathi Creche	ECD	066-360	Uthungulu	Umhlathuze	Ongoye	137 017.48
ECD & Partial Care	Iselesele Creche	ECD	090-635	Uthungulu	Umhlathuze	Ongoye	190 663.69
ECD & Partial Care	Isiyafunda Creche	ECD	066-306	Uthungulu	Umhlathuze	Ongoye	8 103.20
ECD & Partial Care	Khulakahle Creche	ECD	060-994	Uthungulu	Umhlathuze	Ongoye	275 059.36
ECD & Partial Care	Little People Creche	ECD	089-816	Uthungulu	Umhlathuze	Ongoye	4 160.00
ECD & Partial Care	Mathuba Creche	ECD	073-069	Uthungulu	Umhlathuze	Ongoye	66 330.56
ECD & Partial Care	Manzini Creche	ECD	058-754	Uthungulu	Umhlathuze	Ongoye	243 164.00
ECD & Partial Care	Mbalenhle Creche	ECD	048-132	Uthungulu	Umhlathuze	Ongoye	153 175.24
ECD & Partial Care	Ngiba Creche	ECD	037-004	Uthungulu	Umhlathuze	Ongoye	79 717.92
ECD & Partial Care	Ngoboyolwazi Creche	ECD	024-627	Uthungulu	Umhlathuze	Ongoye	176 758.16
ECD & Partial Care	Ongoye Comm Creche	ECD	034-406	Uthungulu	Umhlathuze	Ongoye	50 969.12
ECD & Partial Care	Phakamisani Creche	ECD	103-098	Uthungulu	Umhlathuze	Ongoye	136 839.28
ECD & Partial Care	Port Durnford Creche	ECD	058-691	Uthungulu	Umhlathuze	Ongoye	97 634.84
ECD & Partial Care	Qalakahle Creche	ECD	032-957	Uthungulu	Umhlathuze	Ongoye	1 649.00
ECD & Partial Care	Qalakancane Creche	ECD	033-761	Uthungulu	Umhlathuze	Ongoye	82 153.36
ECD & Partial Care	Qhubekani Creche	ECD	007-421	Uthungulu	Umhlathuze	Ongoye	422 312.72
ECD & Partial Care	Siphephelo Creche	ECD	078-218	Uthungulu	Umhlathuze	Ongoye	11 142.72
ECD & Partial Care	Siyakhula Creche	ECD	052-973	Uthungulu	Umhlathuze	Ongoye	182 705.20
ECD & Partial Care	Siyazama Creche	ECD	079-915	Uthungulu	Umhlathuze	Ongoye	63 447.92
ECD & Partial Care	Sizakancane Creche	ECD	063-877	Uthungulu	Umhlathuze	Ongoye	131 164.72
ECD & Partial Care	Sindokuhle Creche	ECD	079-502	Uthungulu	Umhlathuze	Ongoye	36 616.20
ECD & Partial Care	Sokwalisa Creche	ECD	069-114	Uthungulu	Umhlathuze	Ongoye	142 873.88

<u>SUB-PROGRAM</u>	<u>NAME OF ORGANISATION</u>	<u>CATEGORY</u>	<u>NPO Reg Number:</u>	<u>DISTRICT MUNICIPALITY</u>	<u>LOCAL MUNICIPALITY</u>	<u>SERVICE OFFICEICE</u>	<u>EXPENDITURE PER BAS</u>
ECD & Partial Care	Vukani Creche	ECD	055-785	Uthungulu	Umhlathuze	Ongoye	133 170.40
ECD & Partial Care	Wenzekahle Creche	ECD	065-971	Uthungulu	Umhlathuze	Ongoye	67 840.00
ECD & Partial Care	Zicabangele Creche	ECD	090-751	Uthungulu	Umhlathuze	Ongoye	55 871.16
ECD & Partial Care	Amangwe Village Creche	ECD	102-338	Uthungulu	Umhlathuze	Richarddsbay	106 561.56
ECD & Partial Care	Ekujabuleni Creche	ECD	084-123	Uthungulu	Umhlathuze	Richarddsbay	70 062.60
ECD & Partial Care	Entokozweni Creche	ECD	061-062	Uthungulu	Umhlathuze	Richarddsbay	267 233.00
ECD & Partial Care	Fundakahle Crechech	ECD	064-092	Uthungulu	Umhlathuze	Richarddsbay	121 244.28
ECD & Partial Care	House Of Grace Creche	ECD	069-170	Uthungulu	Umhlathuze	Richarddsbay	53 087.68
ECD & Partial Care	IkhayaIethemba Creche	ECD	052-464	Uthungulu	Umhlathuze	Richarddsbay	75 886.04
ECD & Partial Care	Induduzo Creche Nrb Uld	ECD	075-477	Uthungulu	Umhlathuze	Richarddsbay	125 671.20
ECD & Partial Care	Isiphiwo Creche	ECD	077-423	Uthungulu	Umhlathuze	Richarddsbay	3 728.00
ECD & Partial Care	Khulasande Creche	ECD	090-715	Uthungulu	Umhlathuze	Richarddsbay	237 970.32
ECD & Partial Care	Lethukukhanya Creche	ECD	011-642	Uthungulu	Umhlathuze	Richarddsbay	217 740.12
ECD & Partial Care	Mandlanzini Mqedi Creche	ECD	066-478	Uthungulu	Umhlathuze	Richarddsbay	104 854.92
ECD & Partial Care	Mbalenhle Creche	ECD	029-450	Uthungulu	Umhlathuze	Richarddsbay	64 922.72
ECD & Partial Care	Mkhamango Crechech-	ECD	054-222	Uthungulu	Umhlathuze	Richarddsbay	80 880.96
ECD & Partial Care	Nkosinathi Creche-	ECD	066-435	Uthungulu	Umhlathuze	Richarddsbay	251 978.28
ECD & Partial Care	Sekusilezulu Creche	ECD	070-376	Uthungulu	Umhlathuze	Richarddsbay	256 839.00
ECD & Partial Care	Sibonelo Creche	ECD	035-944	Uthungulu	Umhlathuze	Richarddsbay	146 395.68
ECD & Partial Care	Sithembile Creche	ECD	087-642	Uthungulu	Umhlathuze	Richarddsbay	114 527.04
ECD & Partial Care	Sibusisiwe Crechech	ECD	047-159	Uthungulu	Umhlathuze	Richarddsbay	630 160.12
ECD & Partial Care	Sithokozile Creche	ECD	066-462	Uthungulu	Umhlathuze	Richarddsbay	225 823.20
ECD & Partial Care	Sinqobile Creche	ECD	063-869	Uthungulu	Umhlathuze	Richarddsbay	61 561.36
ECD & Partial Care	Siyabonga Creche	ECD	054-233	Uthungulu	Umhlathuze	Richarddsbay	278 521.12
ECD & Partial Care	Siyagaqa Creche	ECD	063-924	Uthungulu	Umhlathuze	Richarddsbay	309 547.08
ECD & Partial Care	Siyathuthuka Creche	ECD	061-333	Uthungulu	Umhlathuze	Richarddsbay	254 955.12
ECD & Partial Care	Sokhulu Ebenezer Creche	ECD	102-408	Uthungulu	Umhlathuze	Richarddsbay	139 259.72
ECD & Partial Care	Thandukuphila No1 Creche	ECD	017-897	Uthungulu	Umhlathuze	Richarddsbay	151 926.32
ECD & Partial Care	Thandukuphila No2 Creche	ECD	017-897	Uthungulu	Umhlathuze	Richarddsbay	94 709.52
ECD & Partial Care	ThembaIethu Creche	ECD	063-898	Uthungulu	Umhlathuze	Richarddsbay	383 950.16
ECD & Partial Care	Vukuzakhe Creche	ECD	044-677	Uthungulu	Umhlathuze	Richarddsbay	88 659.40
ECD & Partial Care	Thembani Creche	ECD	069-311	Uthungulu	Umhlathuze	Richarddsbay	100 563.96
ECD & Partial Care	Bambanani Creche	ECD	058-177	Uthungulu	Umlalazi	Inkanyezi	111 654.24
ECD & Partial Care	Enjabulweni Creche	ECD	057-382	Uthungulu	Umlalazi	Inkanyezi	173 039.60
ECD & Partial Care	Fundokuhle Creche	ECD	063-884	Uthungulu	Umlalazi	Inkanyezi	76 060.52
ECD & Partial Care	Isibonelo Creche-	ECD	063-910	Uthungulu	Umlalazi	Inkanyezi	125 654.28
ECD & Partial Care	Khuthala Creche	ECD	047-713	Uthungulu	Umlalazi	Inkanyezi	94 683.60
ECD & Partial Care	Khulubone Creche	ECD	073-058	Uthungulu	Umlalazi	Inkanyezi	59 345.60
ECD & Partial Care	Khombukukhanya Creche	ECD	033-011	Uthungulu	Umlalazi	Inkanyezi	183 746.84
ECD & Partial Care	Kwamondi Creche Inkanyezi	ECD	057-921	Uthungulu	Umlalazi	Inkanyezi	99 407.32
ECD & Partial Care	Mamba Creche	ECD	063-887	Uthungulu	Umlalazi	Inkanyezi	206 109.88

<u>SUB-PROGRAM</u>	<u>NAME OF ORGANISATION</u>	<u>CATEGORY</u>	<u>NPO Reg Number:</u>	<u>DISTRICT MUNICIPALITY</u>	<u>LOCAL MUNICIPALITY</u>	<u>SERVICE OFFICEICE</u>	<u>EXPENDITURE PER BAS</u>
ECD & Partial Care	Mbalenhle Creche	ECD	059-806	Uthungulu	Umlalazi	Inkanyezi	71 258.04
ECD & Partial Care	Saron Creche-	ECD	054--288	Uthungulu	Umlalazi	Inkanyezi	85 087.80
ECD & Partial Care	Smiling Hearts Creche	ECD	035-044	Uthungulu	Umlalazi	Inkanyezi	85 077.28
ECD & Partial Care	Takalani Creche	ECD	072-949	Uthungulu	Umlalazi	Inkanyezi	61 242.20
ECD & Partial Care	Yamkela Creche	ECD	036-017	Uthungulu	Umlalazi	Inkanyezi	170 492.16
ECD & Partial Care	Zamimpilo Creche	ECD	036-139	Uthungulu	Umlalazi	Inkanyezi	99 551.66
ECD & Partial Care	Bongani Creche	ECD	069-249	Umkhanyakude	Hlabisa	Hlabisa	441 882.48
ECD & Partial Care	Ebuhleni Creche	ECD	102-839	Umkhanyakude	Hlabisa	Hlabisa	96 323.64
ECD & Partial Care	Igalelo Creche	ECD	046-612	Umkhanyakude	Hlabisa	Hlabisa	234 434.88
ECD & Partial Care	Indumiso Creche	ECD	046-511	Umkhanyakude	Hlabisa	Hlabisa	208 673.56
ECD & Partial Care	Inkanyiso Educare	ECD	036-786	Umkhanyakude	Hlabisa	Hlabisa	386 920.24
ECD & Partial Care	Isibanisethu Creche	ECD	066-354	Umkhanyakude	Hlabisa	Hlabisa	101 369.92
ECD & Partial Care	Khulanolwazi Creche	ECD	047-037	Umkhanyakude	Hlabisa	Hlabisa	160 725.12
ECD & Partial Care	Lindokuhle Creche	ECD	066-606	Umkhanyakude	Hlabisa	Hlabisa	148 556.20
ECD & Partial Care	Little Bird Creche	ECD	039-599	Umkhanyakude	Hlabisa	Hlabisa	292 350.76
ECD & Partial Care	Ngoqongo Creche	ECD	061-548	Umkhanyakude	Hlabisa	Hlabisa	182 713.64
ECD & Partial Care	Nkululeko Creche	ECD	042-344	Umkhanyakude	Hlabisa	Hlabisa	115 809.20
ECD & Partial Care	Nomaphenduka Creche	ECD	055-208	Umkhanyakude	Hlabisa	Hlabisa	224 440.52
ECD & Partial Care	Sicelamandla Creche	ECD	069-250	Umkhanyakude	Hlabisa	Hlabisa	74 874.16
ECD & Partial Care	Siphosethu Creche	ECD	043-705	Umkhanyakude	Hlabisa	Hlabisa	138 035.48
ECD & Partial Care	Siphumelelo Creche	ECD	063-878	Umkhanyakude	Hlabisa	Hlabisa	204 753.24
ECD & Partial Care	Sisizisizwe Creche	ECD	042-337	Umkhanyakude	Hlabisa	Hlabisa	332 307.04
ECD & Partial Care	Siyazama Creche	ECD	062-687	Umkhanyakude	Hlabisa	Hlabisa	115 151.92
ECD & Partial Care	Sizanobuhle Creche	ECD	072-700	Umkhanyakude	Hlabisa	Hlabisa	111 688.24
ECD & Partial Care	Thandanani Creche	ECD	063-195	Umkhanyakude	Hlabisa	Hlabisa	169 565.24
ECD & Partial Care	Thembalethu Creche	ECD	048-406	Umkhanyakude	Hlabisa	Hlabisa	163 197.76
ECD & Partial Care	Thembelenkosini Creche	ECD	043-765	Umkhanyakude	Hlabisa	Hlabisa	244 217.84
ECD & Partial Care	Thuthukani Creche	ECD	046-070	Umkhanyakude	Hlabisa	Hlabisa	192 641.36
ECD & Partial Care	Vukani Creche	ECD	090-778	Umkhanyakude	Hlabisa	Hlabisa	161 442.20
ECD & Partial Care	Vulindlela Creche	ECD	054-759	Umkhanyakude	Hlabisa	Hlabisa	288 939.00
ECD & Partial Care	Zamokuhle Creche	ECD	044-769	Umkhanyakude	Hlabisa	Hlabisa	203 403.92
ECD & Partial Care	Buhlebuyeza Creche	ECD	066-350	Umkhanyakude	The big five false bay	Mseleni	68 633.32
ECD & Partial Care	Discovery Creche	ECD	102-852	Umkhanyakude	The big five false bay	Mseleni	150 834.28
ECD & Partial Care	Joan Peace Mabuza Creche	ECD	066-281	Umkhanyakude	The big five false bay	Mseleni	81 193.56
ECD & Partial Care	Macebo Creche	ECD	055-108	Umkhanyakude	The big five false bay	Mseleni	429 072.92
ECD & Partial Care	Mnyanduya Creche	ECD	072-971	Umkhanyakude	The big five false bay	Mseleni	251 641.76
ECD & Partial Care	Mxoshwa Creche	ECD	066-443	Umkhanyakude	The big five false bay	Mseleni	156 426.44
ECD & Partial Care	Nhlabathi Creche -	ECD	070-058	Umkhanyakude	The big five false bay	Mseleni	142 018.44
ECD & Partial Care	Phathane Creche	ECD	073-125	Umkhanyakude	The big five false bay	Mseleni	103 572.48
ECD & Partial Care	Qhubekani Creche -	ECD	055-449	Umkhanyakude	The big five false bay	Mseleni	204 838.20
ECD & Partial Care	Sibonokuhle Creche	ECD	066-516	Umkhanyakude	The big five false bay	Mseleni	154 256.28

<u>SUB-PROGRAM</u>	<u>NAME OF ORGANISATION</u>	<u>CATEGORY</u>	<u>NPO Reg Number:</u>	<u>DISTRICT MUNICIPALITY</u>	<u>LOCAL MUNICIPALITY</u>	<u>SERVICE OFFICEICE</u>	<u>EXPENDITURE PER BAS</u>
ECD & Partial Care	Siyakhula Creche	ECD	068-440	Umkhanyakude	The big five false bay	Mseleni	84 199.48
ECD & Partial Care	Sunshine Creche	ECD	068-906	Umkhanyakude	The big five false bay	Mseleni	269 603.48
ECD & Partial Care	Simunye Creche	ECD	066-502	Umkhanyakude	The big five false bay	Mseleni	253 103.12
ECD & Partial Care	Thuthukani Creche-	ECD	066-503	Umkhanyakude	The big five false bay	Mseleni	283 198.96
ECD & Partial Care	Vulindondo	ECD	070-433	Umkhanyakude	The big five false bay	Mseleni	89 506.32
ECD & Partial Care	Ziqalele Creche	ECD	066-481	Umkhanyakude	The big five false bay	Mseleni	159 134.44
ECD & Partial Care	Amandlobumbano Creche -	ECD	066-528	Umkhanyakude	Jozini	Ubombo	96 202.00
ECD & Partial Care	Buhlebuyeza Creche -	ECD	057-579	Umkhanyakude	Jozini	Ubombo	194 263.60
ECD & Partial Care	Ekukhanyeni Creche-	ECD	066-437	Umkhanyakude	Jozini	Ubombo	219 460.92
ECD & Partial Care	Empileni Creche	ECD	066-426	Umkhanyakude	Jozini	Ubombo	74 871.04
ECD & Partial Care	Hlanganani Creche	ECD	064-323	Umkhanyakude	Jozini	Ubombo	81 610.08
ECD & Partial Care	Impumelelo Creche	ECD	064-538	Umkhanyakude	Jozini	Ubombo	56 787.68
ECD & Partial Care	Isiqalosethu Creche	ECD	069-995	Umkhanyakude	Jozini	Ubombo	128 586.04
ECD & Partial Care	Isulethu Creche	ECD	056-871	Umkhanyakude	Jozini	Ubombo	161 869.92
ECD & Partial Care	Khulangelwazi Creche	ECD	057-811	Umkhanyakude	Jozini	Ubombo	116 609.04
ECD & Partial Care	Komkhulu Creche	ECD	058-316	Umkhanyakude	Jozini	Ubombo	273 913.84
ECD & Partial Care	Kwaqondile Creche	ECD	055-276	Umkhanyakude	Jozini	Ubombo	203 466.24
ECD & Partial Care	Maphaya Creche	ECD	083-973	Umkhanyakude	Jozini	Ubombo	183 619.94
ECD & Partial Care	Mkhakasini Creche	ECD	066-369	Umkhanyakude	Jozini	Ubombo	91 846.44
ECD & Partial Care	Mgobeni Creche	ECD	090-708	Umkhanyakude	Jozini	Ubombo	194 222.60
ECD & Partial Care	Mandonya Creche	ECD	094-024	Umkhanyakude	Jozini	Ubombo	116 373.88
ECD & Partial Care	Ncinci Creche	ECD	057-650	Umkhanyakude	Jozini	Ubombo	243 546.00
ECD & Partial Care	Phaphama Creche	ECD	094-058	Umkhanyakude	Jozini	Ubombo	239 971.08
ECD & Partial Care	Phaphamani Creche	ECD	063-885	Umkhanyakude	Jozini	Ubombo	158 694.68
ECD & Partial Care	Qalubheke Creche	ECD	058-802	Umkhanyakude	Jozini	Ubombo	281 929.16
ECD & Partial Care	Qhamkile Creche	ECD	063-973	Umkhanyakude	Jozini	Ubombo	109 056.80
ECD & Partial Care	Qhubekani Creche	ECD	056-877	Umkhanyakude	Jozini	Ubombo	213 859.48
ECD & Partial Care	Qoqisizwe Creche	ECD	079-969	Umkhanyakude	Jozini	Ubombo	59 298.52
ECD & Partial Care	Sakhisizwe Creche	ECD	056-882	Umkhanyakude	Jozini	Ubombo	141 948.48
ECD & Partial Care	Seminathi Creche	ECD	094-057	Umkhanyakude	Jozini	Ubombo	120 533.60
ECD & Partial Care	Senzekahle Creche	ECD	056-879	Umkhanyakude	Jozini	Ubombo	3 052.80
ECD & Partial Care	Sibandlane Creche	ECD	070-145	Umkhanyakude	Jozini	Ubombo	118 855.20
ECD & Partial Care	Sibhekokuhle Creche	ECD	064-389	Umkhanyakude	Jozini	Ubombo	122 925.88
ECD & Partial Care	Sibonelo Creche	ECD	064-379	Umkhanyakude	Jozini	Ubombo	92 217.56
ECD & Partial Care	Sibonginhlanhla Creche-	ECD	062-974	Umkhanyakude	Jozini	Ubombo	121 192.40
ECD & Partial Care	Sicelokuhle Creche	ECD	056-872	Umkhanyakude	Jozini	Ubombo	185 556.56
ECD & Partial Care	Sikhullie Creche	ECD	090-720	Umkhanyakude	Jozini	Ubombo	177 051.36
ECD & Partial Care	Sinethezekile Creche	ECD	065-448	Umkhanyakude	Jozini	Ubombo	241 127.24
ECD & Partial Care	Siyabusa Creche	ECD	070-225	Umkhanyakude	Jozini	Ubombo	67 704.32
ECD & Partial Care	Siyakhula Creche	ECD	066-617	Umkhanyakude	Jozini	Ubombo	53 780.64
ECD & Partial Care	Siyakhulisa Creche	ECD	063-960	Umkhanyakude	Jozini	Ubombo	336 339.32

<u>SUB-PROGRAM</u>	<u>NAME OF ORGANISATION</u>	<u>CATEGORY</u>	<u>NPO Reg Number:</u>	<u>DISTRICT MUNICIPALITY</u>	<u>LOCAL MUNICIPALITY</u>	<u>SERVICE OFFICEICE</u>	<u>EXPENDITURE PER BAS</u>
ECD & Partial Care	Siyanakekela Creche	ECD	066-471	Umkhanyakude	Jozini	Ubombo	314 899.76
ECD & Partial Care	Siyakhanyisa Creche	ECD	105-586	Umkhanyakude	Jozini	Ubombo	167 947.60
ECD & Partial Care	Siyaphaphama Creche-	ECD	090-760	Umkhanyakude	Jozini	Ubombo	120 350.60
ECD & Partial Care	Sizisizwe Creche	ECD	053-370	Umkhanyakude	Jozini	Ubombo	153 576.92
ECD & Partial Care	Small Beginings	ECD	068-240	Umkhanyakude	Jozini	Ubombo	116 990.08
ECD & Partial Care	Snethemba Creche	ECD	056-878	Umkhanyakude	Jozini	Ubombo	190 923.60
ECD & Partial Care	St Benedict	ECD	094-060	Umkhanyakude	Jozini	Ubombo	99 779.16
ECD & Partial Care	Thandanani Creche	ECD	053-349	Umkhanyakude	Jozini	Ubombo	199 590.20
ECD & Partial Care	Thelimali Creche	ECD	069-245	Umkhanyakude	Jozini	Ubombo	151 954.80
ECD & Partial Care	Thembalethu Cerche	ECD	059-175	Umkhanyakude	Jozini	Ubombo	161 670.84
ECD & Partial Care	Ubombo Comm Creche	ECD	083-913	Umkhanyakude	Jozini	Ubombo	83 013.32
ECD & Partial Care	Uphande Creche	ECD	055-699	Umkhanyakude	Jozini	Ubombo	139 642.20
ECD & Partial Care	Vezukukhanya Creche	ECD	070-223	Umkhanyakude	Jozini	Ubombo	126 189.52
ECD & Partial Care	Vulamehlo Creche	ECD	053-254	Umkhanyakude	Jozini	Ubombo	129 861.00
ECD & Partial Care	Vimbukhalo Creche	ECD	053-692	Umkhanyakude	Jozini	Ubombo	149 344.08
ECD & Partial Care	Vukani Creche	ECD	090-627	Umkhanyakude	Jozini	Ubombo	143 382.56
ECD & Partial Care	Vuleka Creche	ECD	083-909	Umkhanyakude	Jozini	Ubombo	105 152.00
ECD & Partial Care	Vulindlela Creche	ECD	055-269	Umkhanyakude	Jozini	Ubombo	194 319.24
ECD & Partial Care	Zakheleni Creche	ECD	056-881	Umkhanyakude	Jozini	Ubombo	141 703.40
ECD & Partial Care	Zamani Creche	ECD	053-338	Umkhanyakude	Jozini	Ubombo	132 786.44
ECD & Partial Care	Zamokuhle Creche	ECD	064-389	Umkhanyakude	Jozini	Ubombo	66 052.28
ECD & Partial Care	Ziphathele Creche	ECD	064-524	Umkhanyakude	Jozini	Ubombo	355 621.72
ECD & Partial Care	Bhambanana Creche	ECD	068-133	Umkhanyakude	Jozini	Ingwavuma	314 736.24
ECD & Partial Care	Dedefane Creche	ECD	063-892	Umkhanyakude	Jozini	Ingwavuma	81 244.96
ECD & Partial Care	Ekujabuleni Creche	ECD	068-279	Umkhanyakude	Jozini	Ingwavuma	67 380.64
ECD & Partial Care	Ekukhanyeni Creche	ECD	040-039	Umkhanyakude	Jozini	Ingwavuma	52 031.84
ECD & Partial Care	Ekuphumuleni Creche	ECD	037-517	Umkhanyakude	Jozini	Ingwavuma	154 525.96
ECD & Partial Care	Emthonjeni Creche	ECD	053-898	Umkhanyakude	Jozini	Ingwavuma	108 434.60
ECD & Partial Care	Enjobeni Creche	ECD	045-518	Umkhanyakude	Jozini	Ingwavuma	139 407.72
ECD & Partial Care	Green Creche	ECD	063-915	Umkhanyakude	Jozini	Ingwavuma	109 857.48
ECD & Partial Care	Isibanisethu Creche	ECD	063-500	Umkhanyakude	Jozini	Ingwavuma	166 420.72
ECD & Partial Care	J.E Creche	ECD	044-684	Umkhanyakude	Jozini	Ingwavuma	313 953.16
ECD & Partial Care	Khandane Creche	ECD	073-101	Umkhanyakude	Jozini	Ingwavuma	60 274.20
ECD & Partial Care	Khambule Creche	ECD	073-010	Umkhanyakude	Jozini	Ingwavuma	92 674.24
ECD & Partial Care	Khulanathi Creche	ECD	053-903	Umkhanyakude	Jozini	Ingwavuma	85 071.36
ECD & Partial Care	Khungwayo Creche	ECD	039-236	Umkhanyakude	Jozini	Ingwavuma	299 861.48
ECD & Partial Care	Lubambo Creche	ECD	036-899	Umkhanyakude	Jozini	Ingwavuma	158 993.00
ECD & Partial Care	Lubelo Creche	ECD	053-428	Umkhanyakude	Jozini	Ingwavuma	58 966.00
ECD & Partial Care	Lwazi Creche	ECD	120-992	Umkhanyakude	Jozini	Ingwavuma	115 920.04
ECD & Partial Care	Makhane Creche	ECD	037-732	Umkhanyakude	Jozini	Ingwavuma	274 842.12
ECD & Partial Care	Manyiseni Creche	ECD	042-888	Umkhanyakude	Jozini	Ingwavuma	195 556.00

<u>SUB-PROGRAM</u>	<u>NAME OF ORGANISATION</u>	<u>CATEGORY</u>	<u>NPO Reg Number:</u>	<u>DISTRICT MUNICIPALITY</u>	<u>LOCAL MUNICIPALITY</u>	<u>SERVICE OFFICEICE</u>	<u>EXPENDITURE PER BAS</u>
ECD & Partial Care	Manyundwana Creche	ECD	063-929	Umkhanyakude	Jozini	Ingwavuma	105 966.08
ECD & Partial Care	Masakhane Creche	ECD	068-711	Umkhanyakude	Jozini	Ingwavuma	99 046.40
ECD & Partial Care	Masibambane Creche	ECD	053-906	Umkhanyakude	Jozini	Ingwavuma	55 270.28
ECD & Partial Care	Mayaluka Creche	ECD	094-027	Umkhanyakude	Jozini	Ingwavuma	77 729.28
ECD & Partial Care	Mbodla Creche	ECD	084-009	Umkhanyakude	Jozini	Ingwavuma	138 564.52
ECD & Partial Care	Mboyi Creche	ECD	052-200	Umkhanyakude	Jozini	Ingwavuma	140 071.32
ECD & Partial Care	Mngqobolweni Creche	ECD	084-006	Umkhanyakude	Jozini	Ingwavuma	56 948.92
ECD & Partial Care	Msizini Creche	ECD	079-790	Umkhanyakude	Jozini	Ingwavuma	76 604.12
ECD & Partial Care	Mthanti Creche	ECD	040-884	Umkhanyakude	Jozini	Ingwavuma	214 561.96
ECD & Partial Care	Ncamane Creche	ECD	053-908	Umkhanyakude	Jozini	Ingwavuma	146 418.36
ECD & Partial Care	Ngonyameni Creche-	ECD	045-040	Umkhanyakude	Jozini	Ingwavuma	215 340.16
ECD & Partial Care	Ngungunyane Creche	ECD	072-958	Umkhanyakude	Jozini	Ingwavuma	100 437.12
ECD & Partial Care	Nondabuya Creche-	ECD	069-152	Umkhanyakude	Jozini	Ingwavuma	112 634.32
ECD & Partial Care	Nonjinikazi-Creche	ECD	042-951	Umkhanyakude	Jozini	Ingwavuma	214 953.80
ECD & Partial Care	Ntabayengwe Creche	ECD	063-913	Umkhanyakude	Jozini	Ingwavuma	126 159.80
ECD & Partial Care	Nyamane Creche -	ECD	038-685	Umkhanyakude	Jozini	Ingwavuma	121 430.68
ECD & Partial Care	Ohlalwini Creche	ECD	063-793	Umkhanyakude	Jozini	Ingwavuma	119 140.80
ECD & Partial Care	Ophondweni Creche	ECD	115-510	Umkhanyakude	Jozini	Ingwavuma	67 145.56
ECD & Partial Care	Ophondweni Creche	ECD	044-074	Umkhanyakude	Jozini	Ingwavuma	847 957.80
ECD & Partial Care	Oshabeni Creche	ECD	038-913	Umkhanyakude	Jozini	Ingwavuma	149 049.76
ECD & Partial Care	Phaphamani Creche	ECD	128-257	Umkhanyakude	Jozini	Ingwavuma	177 131.52
ECD & Partial Care	Pentecostal Creche-	ECD	053-911	Umkhanyakude	Jozini	Ingwavuma	125 114.12
ECD & Partial Care	Qhubeka Creche	ECD	073-015	Umkhanyakude	Jozini	Ingwavuma	57 866.48
ECD & Partial Care	Qoqisizwe Creche	ECD	045-496	Umkhanyakude	Jozini	Ingwavuma	119 533.20
ECD & Partial Care	Senzakahle Creche	ECD	071-002	Umkhanyakude	Jozini	Ingwavuma	92 966.40
ECD & Partial Care	Sheshi Creche	ECD	053-912	Umkhanyakude	Jozini	Ingwavuma	185 401.56
ECD & Partial Care	Sibanisezwe Creche	ECD	030-885	Umkhanyakude	Jozini	Ingwavuma	110 528.32
ECD & Partial Care	Simunye Creche	ECD	070-134	Umkhanyakude	Jozini	Ingwavuma	188 002.80
ECD & Partial Care	Sinenhlanhla Creche -	ECD	038-313	Umkhanyakude	Jozini	Ingwavuma	158 779.08
ECD & Partial Care	Siphamandla Creche	ECD	060-734	Umkhanyakude	Jozini	Ingwavuma	245 246.00
ECD & Partial Care	Siphosethu Creche	ECD	083-950	Umkhanyakude	Jozini	Ingwavuma	124 707.92
ECD & Partial Care	Sqalokuhle Creche	ECD	095-594	Umkhanyakude	Jozini	Ingwavuma	28 950.72
ECD & Partial Care	Siyathuthuka Creche	ECD	052-606	Umkhanyakude	Jozini	Ingwavuma	264 305.44
ECD & Partial Care	Siyaphambili Creche-	ECD	063-547	Umkhanyakude	Jozini	Ingwavuma	21 827.52
ECD & Partial Care	Sizabantwana Creche -	ECD	069-232	Umkhanyakude	Jozini	Ingwavuma	111 681.08
ECD & Partial Care	Tholokuhle Creche	ECD	083-936	Umkhanyakude	Jozini	Ingwavuma	76 454.40
ECD & Partial Care	Thandukukhanya	ECD	038-328	Umkhanyakude	Jozini	Ingwavuma	170 012.80
ECD & Partial Care	Tholulwazi Creche -	ECD	035-725	Umkhanyakude	Jozini	Ingwavuma	165 102.36
ECD & Partial Care	Thekwane Creche-	ECD	045-491	Umkhanyakude	Jozini	Ingwavuma	160 693.48
ECD & Partial Care	Vulamehlo Creche-	ECD	053-920	Umkhanyakude	Jozini	Ingwavuma	164 873.20
ECD & Partial Care	Velaphi Creche -	ECD	051-994	Umkhanyakude	Jozini	Ingwavuma	136 443.68

<u>SUB-PROGRAM</u>	<u>NAME OF ORGANISATION</u>	<u>CATEGORY</u>	<u>NPO Reg Number:</u>	<u>DISTRICT MUNICIPALITY</u>	<u>LOCAL MUNICIPALITY</u>	<u>SERVICE OFFICEICE</u>	<u>EXPENDITURE PER BAS</u>
ECD & Partial Care	Vulindlela Creche	ECD	040-099	Umkhanyakude	Jozini	Ingwavuma	119 983.76
ECD & Partial Care	Vulinqondo Creche	ECD	039-614	Umkhanyakude	Jozini	Ingwavuma	170 018.68
ECD & Partial Care	Yenzakahle Creche	ECD	083-936	Umkhanyakude	Jozini	Ingwavuma	184 517.24
ECD & Partial Care	Zamukwenza Creche	ECD	090-711	Umkhanyakude	Jozini	Ingwavuma	151 869.32
ECD & Partial Care	Zikhethele Creche-	ECD	040-563	Umkhanyakude	Jozini	Ingwavuma	84 719.76
ECD & Partial Care	Zilungiselele Creche	ECD	072-931	Umkhanyakude	Jozini	Ingwavuma	72 187.06
ECD & Partial Care	Zisize Creche-	ECD	069-181	Umkhanyakude	Jozini	Ingwavuma	160 731.04
ECD & Partial Care	Zobongwa Creche	ECD	070-491	Umkhanyakude	Jozini	Ingwavuma	127 853.76
ECD & Partial Care	Asimile Creche	ECD	060-224	Umkhanyakude	Mtubatuba	Kwamsane	571 193.48
ECD & Partial Care	Bambisanani Creche	ECD	063-961	Umkhanyakude	Mtubatuba	Kwamsane	143 041.44
ECD & Partial Care	Buhlebemfundo Creche	ECD	066-530	Umkhanyakude	Mtubatuba	Kwamsane	222 714.72
ECD & Partial Care	Cekeni Creche	ECD	069-243	Umkhanyakude	Mtubatuba	Kwamsane	124 637.20
ECD & Partial Care	Celimpilo Creche	ECD	078-629	Umkhanyakude	Mtubatuba	Kwamsane	195 362.24
ECD & Partial Care	Duduzile Creche	ECD	054-041	Umkhanyakude	Mtubatuba	Kwamsane	109 220.20
ECD & Partial Care	Dukuduku Creche	ECD	064-007	Umkhanyakude	Mtubatuba	Kwamsane	233 628.36
ECD & Partial Care	Enkanyisweni Creche	ECD	063-894	Umkhanyakude	Mtubatuba	Kwamsane	302 185.44
ECD & Partial Care	Esihlalaneni Creche	ECD	081-087	Umkhanyakude	Mtubatuba	Kwamsane	137 431.92
ECD & Partial Care	Ezisakwini H.B.C Kwamsane	ECD	055-368	Umkhanyakude	Mtubatuba	Kwamsane	614 704.00
ECD & Partial Care	Fezimpilo Creche	ECD	035-488	Umkhanyakude	Mtubatuba	Kwamsane	168 921.00
ECD & Partial Care	Gugulethu Creche -	ECD	063-948	Umkhanyakude	Mtubatuba	Kwamsane	439 855.48
ECD & Partial Care	Hlanganani Creche	ECD	034-702	Umkhanyakude	Mtubatuba	Kwamsane	36 447.04
ECD & Partial Care	Ikhwezi Creche	ECD	003-970	Umkhanyakude	Mtubatuba	Kwamsane	263 116.08
ECD & Partial Care	Imbalenhle Creche	ECD	070-061	Umkhanyakude	Mtubatuba	Kwamsane	160 095.64
ECD & Partial Care	Imbewenhle Creche	ECD	031-561	Umkhanyakude	Mtubatuba	Kwamsane	256 773.20
ECD & Partial Care	Impucuko Creche Kwamsane -	ECD	063-916	Umkhanyakude	Mtubatuba	Kwamsane	171 334.60
ECD & Partial Care	Impumelelo Creche	ECD	039-571	Umkhanyakude	Mtubatuba	Kwamsane	254 928.48
ECD & Partial Care	Isikhiyese mpilo Creche	ECD	070-065	Umkhanyakude	Mtubatuba	Kwamsane	198 571.48
ECD & Partial Care	Isulethu Cerche	ECD	076-060	Umkhanyakude	Mtubatuba	Kwamsane	36 650.56
ECD & Partial Care	Izithelo zemfundo Creche	ECD	102-490	Umkhanyakude	Mtubatuba	Kwamsane	148 298.16
ECD & Partial Care	Jerusalema Creche	ECD	080-899	Umkhanyakude	Mtubatuba	Kwamsane	125 297.32
ECD & Partial Care	Khulangelwazi Creche	ECD	063-876	Umkhanyakude	Mtubatuba	Kwamsane	376 908.40
ECD & Partial Care	Khulanomathiya Creche-	ECD	070-018	Umkhanyakude	Mtubatuba	Kwamsane	222 953.92
ECD & Partial Care	Kuyasa Creche	ECD	057-104	Umkhanyakude	Mtubatuba	Kwamsane	120 810.20
ECD & Partial Care	Makhandeni Creche	ECD	069-217	Umkhanyakude	Mtubatuba	Kwamsane	187 362.68
ECD & Partial Care	Makhosana Creche	ECD	091-336	Umkhanyakude	Mtubatuba	Kwamsane	33 122.60
ECD & Partial Care	Masakhane Creche	ECD	039-571	Umkhanyakude	Mtubatuba	Kwamsane	297 849.72
ECD & Partial Care	Mashweleza Creche	ECD	052-507	Umkhanyakude	Mtubatuba	Kwamsane	228 550.40
ECD & Partial Care	Masibambisane Creche	ECD	029-950	Umkhanyakude	Mtubatuba	Kwamsane	374 628.56
ECD & Partial Care	Masicathule Creche	ECD	038-934	Umkhanyakude	Mtubatuba	Kwamsane	156 376.44
ECD & Partial Care	Masisenze Creche	ECD	037-032	Umkhanyakude	Mtubatuba	Kwamsane	193 896.80
ECD & Partial Care	Mbaliyamazulu Creche	ECD	066-349	Umkhanyakude	Mtubatuba	Kwamsane	125 975.52

<u>SUB-PROGRAM</u>	<u>NAME OF ORGANISATION</u>	<u>CATEGORY</u>	<u>NPO Reg Number:</u>	<u>DISTRICT MUNICIPALITY</u>	<u>LOCAL MUNICIPALITY</u>	<u>SERVICE OFFICEICE</u>	<u>EXPENDITURE PER BAS</u>
ECD & Partial Care	Ndabenhle Creche	ECD	063-112	Umkhanyakude	Mtubatuba	Kwamsane	200 302.20
ECD & Partial Care	Nhlakanipho Creche	ECD	037-575	Umkhanyakude	Mtubatuba	Kwamsane	147 759.60
ECD & Partial Care	Nhlanhlenhle Creche	ECD	029-679	Umkhanyakude	Mtubatuba	Kwamsane	129 601.36
ECD & Partial Care	Nkosinomusa Creche	ECD	096-004	Umkhanyakude	Mtubatuba	Kwamsane	67 709.88
ECD & Partial Care	Nkwadini Creche	ECD	063-903	Umkhanyakude	Mtubatuba	Kwamsane	154 557.76
ECD & Partial Care	Nqolobane Creche	ECD	063-956	Umkhanyakude	Mtubatuba	Kwamsane	172 944.40
ECD & Partial Care	Ntuthuko Creche	ECD	066-427	Umkhanyakude	Mtubatuba	Kwamsane	127 733.72
ECD & Partial Care	Phaphamanigwebu Creche	ECD	063-927	Umkhanyakude	Mtubatuba	Kwamsane	253 904.00
ECD & Partial Care	Phindokuhle Creche	ECD	070-030	Umkhanyakude	Mtubatuba	Kwamsane	101 965.48
ECD & Partial Care	Qhakaza Creche	ECD	042-530	Umkhanyakude	Mtubatuba	Kwamsane	120 906.00
ECD & Partial Care	Qhubeka Creche	ECD	059-778	Umkhanyakude	Mtubatuba	Kwamsane	168 522.92
ECD & Partial Care	Revival Creche	ECD	073-671	Umkhanyakude	Mtubatuba	Kwamsane	147 353.24
ECD & Partial Care	Senzokuhle Creche	ECD	051-511	Umkhanyakude	Mtubatuba	Kwamsane	571 350.04
ECD & Partial Care	Sibongekile(Sbongile) Creche	ECD	057-159	Umkhanyakude	Mtubatuba	Kwamsane	526 242.32
ECD & Partial Care	Sibongile Creche	ECD	049-019	Umkhanyakude	Mtubatuba	Kwamsane	359 585.40
ECD & Partial Care	Sibonokuhle Creche	ECD	092-372	Umkhanyakude	Mtubatuba	Kwamsane	144 098.56
ECD & Partial Care	Sihle Creche Kwamsane-Uld	ECD	066-353	Umkhanyakude	Mtubatuba	Kwamsane	263 263.52
ECD & Partial Care	Sikhulile Creche	ECD	029-199	Umkhanyakude	Mtubatuba	Kwamsane	648 452.72
ECD & Partial Care	Simunye Creche	ECD	035-945	Umkhanyakude	Mtubatuba	Kwamsane	360 165.80
ECD & Partial Care	Siphamandla Creche	ECD	034-913	Umkhanyakude	Mtubatuba	Kwamsane	151 404.64
ECD & Partial Care	Siphesihle Creche	ECD	078-146	Umkhanyakude	Mtubatuba	Kwamsane	124 508.96
ECD & Partial Care	Siphuziso Creche	ECD	077-913	Umkhanyakude	Mtubatuba	Kwamsane	139 685.12
ECD & Partial Care	Sinethemba Creche	ECD	070-368	Umkhanyakude	Mtubatuba	Kwamsane	158 605.24
ECD & Partial Care	Siqalo Foundation Creche	ECD	104-528	Umkhanyakude	Mtubatuba	Kwamsane	222 153.00
ECD & Partial Care	Siyaqhubeka Creche	ECD	066-519	Umkhanyakude	Mtubatuba	Kwamsane	151 828.08
ECD & Partial Care	Siyathuthuka Creche	ECD	069-235	Umkhanyakude	Mtubatuba	Kwamsane	290 737.44
ECD & Partial Care	Siyazama Creche	ECD	077-409	Umkhanyakude	Mtubatuba	Kwamsane	81 186.64
ECD & Partial Care	Sizakala Creche	ECD	069-227	Umkhanyakude	Mtubatuba	Kwamsane	166 876.80
ECD & Partial Care	Sizumphakathi	ECD	077-594	Umkhanyakude	Mtubatuba	Kwamsane	128 276.84
ECD & Partial Care	Snenhlanhla Creche	ECD	029-525	Umkhanyakude	Mtubatuba	Kwamsane	214 171.00
ECD & Partial Care	Somkhele Creche	ECD	011-282	Umkhanyakude	Mtubatuba	Kwamsane	505 531.04
ECD & Partial Care	Swelihle Creche	ECD	063-880	Umkhanyakude	Mtubatuba	Kwamsane	246 352.72
ECD & Partial Care	Thandanani Creche	ECD	070-232	Umkhanyakude	Mtubatuba	Kwamsane	140 412.52
ECD & Partial Care	Tholimfundo Creche	ECD	063-854	Umkhanyakude	Mtubatuba	Kwamsane	140 878.16
ECD & Partial Care	Thuthukanibaswazini	ECD	054-632	Umkhanyakude	Mtubatuba	Kwamsane	315 926.88
ECD & Partial Care	Ukukhanya Creche	ECD	070-498	Umkhanyakude	Mtubatuba	Kwamsane	395 514.68
ECD & Partial Care	Umyezane Creche	ECD	063-933	Umkhanyakude	Mtubatuba	Kwamsane	269 697.24
ECD & Partial Care	Usizolwethu Creche	ECD	031-927	Umkhanyakude	Mtubatuba	Kwamsane	130 303.36
ECD & Partial Care	Vukani Creche	ECD	031-385	Umkhanyakude	Mtubatuba	Kwamsane	589 207.56
ECD & Partial Care	Vumelani Creche	ECD	066-420	Umkhanyakude	Mtubatuba	Kwamsane	228 316.76
ECD & Partial Care	Welani Creche	ECD	030-632	Umkhanyakude	Mtubatuba	Kwamsane	248 199.28

<u>SUB-PROGRAM</u>	<u>NAME OF ORGANISATION</u>	<u>CATEGORY</u>	<u>NPO Reg Number:</u>	<u>DISTRICT MUNICIPALITY</u>	<u>LOCAL MUNICIPALITY</u>	<u>SERVICE OFFICEICE</u>	<u>EXPENDITURE PER BAS</u>
ECD & Partial Care	Zamukuphila Creche	ECD	061-397	Umkhanyakude	Mtubatuba	Kwamsane	510 729.88
ECD & Partial Care	Ziphembeleni Creche -	ECD	031-344	Umkhanyakude	Mtubatuba	Kwamsane	130 664.04
ECD & Partial Care	Zizamele Creche	ECD	063-928	Umkhanyakude	Mtubatuba	Kwamsane	286 850.04
ECD & Partial Care	Bhekabantu Creche	ECD	070-007	Umkhanyakude	Umhlabuyalingana	Kwa-Ngwanase	284 955.64
ECD & Partial Care	Hlanganani Creche	ECD	055-619	Umkhanyakude	Umhlabuyalingana	Kwa-Ngwanase	323 243.28
ECD & Partial Care	Ikhwezi Creche	ECD	057-144	Umkhanyakude	Umhlabuyalingana	Kwa-Ngwanase	120 454.60
ECD & Partial Care	Ithubalethu Creche	ECD	083-929	Umkhanyakude	Umhlabuyalingana	Kwa-Ngwanase	144 003.04
ECD & Partial Care	Khofi Creche	ECD	066-324	Umkhanyakude	Umhlabuyalingana	Kwa-Ngwanase	105 092.36
ECD & Partial Care	Khulanathi Creche	ECD	083-964	Umkhanyakude	Umhlabuyalingana	Kwa-Ngwanase	109 222.40
ECD & Partial Care	Khulani Creche	ECD	079-709	Umkhanyakude	Umhlabuyalingana	Kwa-Ngwanase	75 896.00
ECD & Partial Care	Kosibay Creche	ECD	069-497	Umkhanyakude	Umhlabuyalingana	Kwa-Ngwanase	105 226.40
ECD & Partial Care	Kwakhanya Creche	ECD	065-334	Umkhanyakude	Umhlabuyalingana	Kwa-Ngwanase	199 265.56
ECD & Partial Care	Kwa-Ngwanase Creche	ECD	046-660	Umkhanyakude	Umhlabuyalingana	Kwa-Ngwanase	53 494.96
ECD & Partial Care	Libuyile Creche	ECD	066-892	Umkhanyakude	Umhlabuyalingana	Kwa-Ngwanase	88 914.88
ECD & Partial Care	Lulwane Creche	ECD	103-070	Umkhanyakude	Umhlabuyalingana	Kwa-Ngwanase	71 112.20
ECD & Partial Care	Mahlungulube Creche	ECD	064-951	Umkhanyakude	Umhlabuyalingana	Kwa-Ngwanase	190 257.36
ECD & Partial Care	Makabongwe Creche	ECD	069-201	Umkhanyakude	Umhlabuyalingana	Kwa-Ngwanase	159 939.68
ECD & Partial Care	Malangabi Creche	ECD	063-925	Umkhanyakude	Umhlabuyalingana	Kwa-Ngwanase	128 162.24
ECD & Partial Care	Masulumane Creche	ECD	050-882	Umkhanyakude	Umhlabuyalingana	Kwa-Ngwanase	73 586.72
ECD & Partial Care	Masicabange Creche	ECD	093-935	Umkhanyakude	Umhlabuyalingana	Kwa-Ngwanase	59 436.52
ECD & Partial Care	Mazambana Creche	ECD	069-241	Umkhanyakude	Umhlabuyalingana	Kwa-Ngwanase	96 692.04
ECD & Partial Care	Mhlangeni Creche	ECD	070-008	Umkhanyakude	Umhlabuyalingana	Kwa-Ngwanase	121 077.44
ECD & Partial Care	Mtikini Creche	ECD	093-892	Umkhanyakude	Umhlabuyalingana	Kwa-Ngwanase	100 216.64
ECD & Partial Care	Nkathweni Creche	ECD	069-242	Umkhanyakude	Umhlabuyalingana	Kwa-Ngwanase	135 654.64
ECD & Partial Care	Nonikelo Creche	ECD	055-559	Umkhanyakude	Umhlabuyalingana	Kwa-Ngwanase	199 648.88
ECD & Partial Care	Sandangolwazi Creche	ECD	093-674	Umkhanyakude	Umhlabuyalingana	Kwa-Ngwanase	67 896.64
ECD & Partial Care	Sikhetshiwe Creche	ECD	072-929	Umkhanyakude	Umhlabuyalingana	Kwa-Ngwanase	222 576.16
ECD & Partial Care	Sibonokuhle Creche	ECD	054-777	Umkhanyakude	Umhlabuyalingana	Kwa-Ngwanase	268 698.48
ECD & Partial Care	Siyathuthuka Creche	ECD	067-330	Umkhanyakude	Umhlabuyalingana	Kwa-Ngwanase	100 035.84
ECD & Partial Care	Sizanokuhle Creche	ECD	063-881	Umkhanyakude	Umhlabuyalingana	Kwa-Ngwanase	158 839.16
ECD & Partial Care	Star Of The Sea Creche	ECD	056-411	Umkhanyakude	Umhlabuyalingana	Kwa-Ngwanase	410 189.24
ECD & Partial Care	Tete Creche	ECD	084-924	Umkhanyakude	Umhlabuyalingana	Kwa-Ngwanase	275 363.52
ECD & Partial Care	Thengani Creche	ECD	069-121	Umkhanyakude	Umhlabuyalingana	Kwa-Ngwanase	133 108.08
ECD & Partial Care	Umtente Creche	ECD	100-736	Umkhanyakude	Umhlabuyalingana	Kwa-Ngwanase	127 411.92
ECD & Partial Care	Vukani Creche	ECD	097-453	Umkhanyakude	Umhlabuyalingana	Kwa-Ngwanase	71 341.12
ECD & Partial Care	Vezulwazi Creche	ECD	094-029	Umkhanyakude	Umhlabuyalingana	Kwa-Ngwanase	64 867.08
ECD & Partial Care	Vezikhono Creche	ECD	055-700	Umkhanyakude	Umhlabuyalingana	Kwa-Ngwanase	252 307.28
ECD & Partial Care	Vukukhanye Creche	ECD	067-584	Umkhanyakude	Umhlabuyalingana	Kwa-Ngwanase	169 054.16
ECD & Partial Care	Zamazama Dutch Creche	ECD	084-080	Umkhanyakude	Umhlabuyalingana	Kwa-Ngwanase	176 891.60
ECD & Partial Care	Zamazama Creche	ECD	084-081	Umkhanyakude	Umhlabuyalingana	Kwa-Ngwanase	59 484.88
ECD & Partial Care	Zululolwazi Creche	ECD	093-933	Umkhanyakude	Umhlabuyalingana	Kwa-Ngwanase	63 803.52

<u>SUB-PROGRAM</u>	<u>NAME OF ORGANISATION</u>	<u>CATEGORY</u>	<u>NPO Reg Number:</u>	<u>DISTRICT MUNICIPALITY</u>	<u>LOCAL MUNICIPALITY</u>	<u>SERVICE OFFICEICE</u>	<u>EXPENDITURE PER BAS</u>
ECD & Partial Care	Zikhulile Creche	ECD	094-025	Umkhanyakude	Umhlabuyalingana	Kwa-Ngwanase	111 745.08
TOTAL FOR ECD							240 571 994.72
Child Care Centre	Abalindi	Children's Homes	002-487	Ethekwini	Inanda	Durban	1 252 188.00
Child Care Centre	ABH	Children's Homes	002-139	Ethekwini	Chatsworth	Durban	2 690 338.00
Child Care Centre	Boys Town Glenwood	Children's Homes	009-244	Ethekwini	Durban	Durban	144 818.00
Child Care Centre	Durban Childrens Home	Children's Homes	002-363	Ethekwini	Durban	Durban	2 308 226.00
Child Care Centre	Lakehaven	Children's Homes	002-259	Ethekwini	Durban	Durban	1 022 704.00
Child Care Centre	St Philomena's Children Home	Children's Homes	002-307	Ethekwini	Durban	Durban	827 864.00
Child Care Centre	St Thomas	Children's Homes	020-961	Ethekwini	Durban	Durban	1 360 700.00
Child Care Centre	St Martins	Children's Homes	002-111	Ethekwini	Durban	Durban	1 929 804.00
Child Care Centre	St Monicas	Children's Homes	002-305	Ethekwini	Durban	Durban	2 313 372.00
Child Care Centre	St Theresa's	Children's Homes	002-240	Ethekwini	Durban	Durban	2 040 690.00
Child Care Centre	William Clark	Children's Homes	002-259	Ethekwini	Durban	Durban	3 459 880.00
Child Care Centre	Wylie House	Children's Homes	002-295	Ethekwini	Durban	Durban	887 926.00
Child Care Centre	Zamani	Children's Homes	002-259	Ethekwini	Durban	Durban	397 270.00
Child Care Centre	Ethelbert	Children's Homes	002-283	Ethekwini	Durban	Durban	1 766 122.00
Child Care Centre	Malvern Childrens Home	Children's Homes	009-231	Ethekwini	Durban	Durban	3 191 392.00
Child Care Centre	Makaphutu Childrens Home	Children's Homes	086-855	Ethekwini	Durban	Durban	1 340 078.00
Child Care Centre	St Vincents Childrens Home	Children's Homes	002-308	Ethekwini	Pinetown	Pinetown	2 894 584.00
Child Care Centre	Othandweni Childrens Home	Children's Homes	028-952	Ilembe	Kwadakuza	Kwadakuza	449 214.00
Child Care Centre	Boys Town Genazzano	Children's Homes	009-244	Ethekwini	Tongaat	Durban	731 406.00
Child Care Centre	Muslim Darul	Children's Homes	002-216	Ethekwini	Durban	Durban	1 065 396.00
Child Care Centre	District 49	Children's Homes	067-439	Ethekwini	Umbumbulu	Umbumbulu	755 920.00
Child Care Centre	Boys Town Vrm	Children's Homes	002-244	Ethekwini	Verulam	Verulam	209 756.00
Child Care Centre	Tennyson House	Shelters for Children	004-257	Ethekwini	Durban	Durban	264 224.00
Child Care Centre	Streetwise	Shelters for Children	009-436	Ethekwini	Pinetown	Pinetown	1 093 585.00
Child Care Centre	I-Care Street Shelter	Shelters for Children	022-669	Ethekwini	Durban	Durban	514 373.00
Child Care Centre	Streetwise	Shelters Social Work	009-436	Ethekwini	Durban	Durban	243 818.50
Child Care Centre	I-Care Street Shelter	Shelters Social Work	022-669	Ethekwini	Pinetown	Pinetown	375 344.00
Child Care Centre	Sub-Total	Shelters Social Work	022-685	Ethekwini	Durban	Durban	243 368.50
Child Care Centre	Abalindi	Child & Youth Care	002-487	Ethekwini	Durban	Durban	200 840.00
Child Care Centre	Boys Town Glenwood	Child & Youth Care	009-244	Ethekwini	Inanda	Durban	341 712.00
Child Care Centre	Durban Childrens Home	Child & Youth Care	002-363	Ethekwini	Durban	Durban	216 704.00
Child Care Centre	Lakehaven	Child & Youth Care	002-259	Ethekwini	Durban	Durban	-
Child Care Centre	St Philomena's Children Hme	Child & Youth Care	002-307	Ethekwini	Durban	Durban	67 264.00
Child Care Centre	St Thomas	Child & Youth Care	020-961	Ethekwini	Durban	Durban	273 380.02
Child Care Centre	St Martins	Child & Youth Care	002-111	Ethekwini	Durban	Durban	200 840.00
Child Care Centre	St Monicas	Child & Youth Care	002-305	Ethekwini	Durban	Durban	280 160.00
Child Care Centre	St Theresa's	Child & Youth Care	002-240	Ethekwini	Durban	Durban	375 344.00
Child Care Centre	William Clark/Othandweni	Child & Youth Care	002-259	Ethekwini	Durban	Durban	-
Child Care Centre	Wylie House	Child & Youth Care	002-256	Ethekwini	Durban	Durban	375 344.00

<u>SUB-PROGRAM</u>	<u>NAME OF ORGANISATION</u>	<u>CATEGORY</u>	<u>NPO Reg Number:</u>	<u>DISTRICT MUNICIPALITY</u>	<u>LOCAL MUNICIPALITY</u>	<u>SERVICE OFFICEICE</u>	<u>EXPENDITURE PER BAS</u>
Child Care Centre	Zamani 30	Child & Youth Care	002-259	Ethekwini	Durban	Durban	-
Child Care Centre	Ethelbert	Child & Youth Care	002-283	Ethekwini	Durban	Durban	-
Child Care Centre	Malvern Childrens Home	Child & Youth Care	009-231	Ilembe	Durban	Durban	200 840.00
Child Care Centre	Makaphutu C H	Child & Youth Care	086-855	Ethekwini	Durban	Durban	200 840.00
Child Care Centre	St Vincents C H	Child & Youth Care	002-308	Ethekwini	Durban	Pinetown	375 344.00
Child Care Centre	Boys Town Genazzano	Child & Youth Care	009-244	Ethekwini	Pinetown	Ndwedwe	200 840.00
Child Care Centre	Muslim Darul	Child & Youth Care	002-216	Ethekwini	Ndwedwe	Durban	199 258.00
Child Care Centre	Boys Town Vrm	Child & Youth Care	002-244	Ethekwini	Verulam	Durban	212 701.52
Child Care Centre	District 49	Child & Youth Care	067-439	Ethekwini	Umbumbulu	Durbanf	67 264.00
Child Care Centre	Abh Childrens Home	Child & Youth Care	002-139	Ethekwini	Chatsworth	Umbumbulu	50 448.00
Child Care Centre	Othandweni C.H.	Child & Youth Care	028-952	Ilembe	Kwadukuza	Chatsworth	67 264.00
Child Care Centre	Home Of Comfort	Children's Homes	011-916	Harry Gwala	Greater Kokstad	Kokstad	1 648 916.00
Child Care Centre	Peter Pearce Centre	Shelters For Children	002-116	Harry Gwala	Greater Kokstad	Kokstad	1 027 576.00
Child Care Centre	Assisi (Sitholimpilo)	Shelters For Children	026-593	Ugu	Umzumbe	Umzumbe	438 876.00
Child Care Centre	Khayaletu Home Of Love	Shelters For Children	076-371	Ugu	Hibiscus Coast	Port Shepstone	1 239 318.00
Child Care Centre	Rehoboth	Children's Homes	012-129	Ugu	Hibiscus Coast	Port Shepstone	2 240 090.00
Child Care Centre	Sacred Heart	Children's Homes	025-593	Ugu	Hibiscus Coast	Port Shepstone	2 227 044.00
Child Care Centre	St Martins	Children's Homes	006-917	Ugu	Hibiscus Coast	Port Shepstone	1 574 064.00
Child Care Centre	The Place Of Restoration	Shelters For Children	004-524	Ugu	Hibiscus Coast	Port Shepstone	1 431 251.00
Child Care Centre	Themba Club - Shelter	Shelters For Children	005-038	Ugu	Hibiscus Coast	Port Shepstone	743 022.00
Child Care Centre	Ziphakamise Emseni Home	Children's Homes	002-360	Ugu	Hibiscus Coast	Port Shepstone	1 041 054.00
Child Care Centre	Ekujabuleni	Children's Homes	002-150	Umgungundlovu	Msunduzi	Pietermaritzburg	1 303 546.00
Child Care Centre	Joseph Baynes	Children's Homes	012-787	Umgungundlovu	Msunduzi	Pietermaritzburg	2 457 104.00
Child Care Centre	Khayaletu Project - Burger S	Shelters For Children	004-257	Umgungundlovu	Msunduzi	Pietermaritzburg	280 659.00
Child Care Centre	Khayaletu Project - Pine St	Shelters For Children	004-257	Umgungundlovu	Msunduzi	Pietermaritzburg	315 062.00
Child Care Centre	Khazimula	Shelters For Children	051-714	Umgungundlovu	Umgeni	Howick	745 852.00
Child Care Centre	Lily Of The Valley	Children's Homes	000-416	Umgungundlovu	Mkhambathini	Camperdown	3 336 536.00
Child Care Centre	Pietermaritzburg	Children's Homes	002-213	Umgungundlovu	Msunduzi	Pietermaritzburg	2 177 382.00
Child Care Centre	Sos Childrens Village	Children's Homes	001-255	Umgungundlovu	Msunduzi	Pietermaritzburg	2 375 520.00
Child Care Centre	Sunlit Gardens	Children's Homes	002-316	Umgungundlovu	Msunduzi	Pietermaritzburg	1 543 612.00
Child Care Centre	Destiny Child & Youth	Childrens home	069-132	Umkhanyakude	Mtubatuba	Kwamsane	742 363.28
Child Care Centre	Mseleni -Ingw -Uld	Childrens home	000-338	Umkhanyakude	Jozini	Mseleni	596 416.00
Child Care Centre	Ikhyalethu Children's Home	Childrens home	000-320	Uthungulu	Kwa-mbonambi	Richardsbay	1 408 651.04
Child Care Centre	Ikhyalikababa Home-	Childrens home	061-441	Uthungulu	Umlhathuze	Enseleni	785 106.08
Child Care Centre	Musawenkosi Children Home	Childrens home	017-987	Uthungulu	Kwa-mbonambi	Richardsbay	1 101 907.84
Child Care Centre	Sizanani Child & Youth – Uld	Childrens home	069-216	Uthungulu	Nkandla	Nkandla	1 207 547.12
Child Care Centre	St Joseph's Children Home	Childrens home	028-791	Uthungulu	Umlalazi	Inkanyezi	747 446.26
Child Care Centre	Inkululeko Childrens Home	Childrens home	007-796	Zululand	Abaqulusi	Vryheid	800 149.28
Child Care Centre	Koningsdal	Childrens home	010-528	Zululand	Ulundi	Babanango	2 879 512.24
Child Care Centre	Mbonomhle Home	Childrens home	069-172	Zululand	Nongoma	Nongoma	314 275.28
TOTAL FOR CHILD AND YOUTH CARE							78 410 606.96

<u>SUB-PROGRAM</u>	<u>NAME OF ORGANISATION</u>	<u>CATEGORY</u>	<u>NPO Reg Number:</u>	<u>DISTRICT MUNICIPALITY</u>	<u>LOCAL MUNICIPALITY</u>	<u>SERVICE OFFICEICE</u>	<u>EXPENDITURE PER BAS</u>
Community Based Care	Uthando	Community Based Care	060-121	Ethekwini North	Durban	Durban	240.00
Community Based Care	Siyanakelela We Care	Community Based Care	033-884	Ethekweni S	Umlazi	Umlazi	12 800.00
Community Based Care	Thandeka Creche. Chats	Community Based Care	014-508	Ethekweni S	Chatsworth	Chatsworth	76 400.00
Community Based Care	Lulisandla Soc.	Community Based Care	035-494	Ethekweni S	Mpumulanga	Mpumulanga	12 800.00
Community Based Care	Lamontville Thembaletu	Community Based Care	019-721	Ethekweni S	Umlazi	Umlazi	12 800.00
Community Based Care	Sicelinceba Health	Community Based Care	054-144	Ethekweni S	Durban	Durban	12 800.00
Community Based Care	Zipatheleni	Community Based Care	015-444	Ethekweni S	Umbumbulu	Umbumbulu	12 800.00
Community Based Care	Zizameleni Creche	Community Based Care	017-398	Ilembe	Kwa Dukuza	Kwa Dukuza	76 400.00
Community Based Care	Sizampilo	Community Based Care	063-811	Ilembe	Maphumulo	Maphumulo	12 800.00
Community Based Care	Lethimpilo	Community Based Care	061-479	Ilembe	Mandeni	Mandeni	12 800.00
Community Based Care	Tholimpilo	Community Based Care	153-873	Ilembe	Ndwedwe	Ndwedwe	12 800.00
Community Based Care	Hlalanathi	Community Based Care	053-825	Ilembe	Ndwedwe	Ndwedwe	76 400.00
Community Based Care	Khayelempilo	Community Based Care	024-569	Ilembe	Maphumulo	Maphumulo	12 800.00
Community Based Care	Sithanda Ukwenza	Community Based Care	035-751	Ilembe	Ndwedwe	Ndwedwe	12 800.00
Community Based Care	Enduduzweni Drop In Centre	Community Based Care	060-940	Ilembe	Kwa Dukuza	Kwa Dukuza	12 800.00
Community Based Care	Mzamomuhle	Community Based Care	038-385	Ilembe	Mandeni	Mandeni	76 400.00
Community Based Care	Thembokuhle	Community Based Care	064-000	Ilembe	Maphumulo	Maphumulo	76 400.00
Community Based Care	Ngilonde	Community Based Care	042-546	Ethekwini North	Durban	Durban	12 800.00
Community Based Care	Bhambayi	Community Based Care	022-960	Ethekwini North	Inanda	Inanda	12 800.00
Community Based Care	Emseni	Community Based Care	052-662	Ethekwini North	Kwa Mashu	Kwa Mashu	12 800.00
Community Based Care	Mpilonhle	Community Based Care	042-379	Ethekwini North	Inanda	Inanda	12 800.00

<u>SUB-PROGRAM</u>	<u>NAME OF ORGANISATION</u>	<u>CATEGORY</u>	<u>NPO Reg Number:</u>	<u>DISTRICT MUNICIPALITY</u>	<u>LOCAL MUNICIPALITY</u>	<u>SERVICE OFFICE/CE</u>	<u>EXPENDITURE PER BAS</u>
Community Based Care	Phinduvuye	Community Based Care	056-670	Ethekwini North	Pinetown	Pinetown	12 800.00
Community Based Care	Naccw Durban	Community Based Care	022-979	Ethekwini North	Durban	Durban	6 129 223.11
Community Based Care	Embo Care Givers	Isibindi	118-421	Umgungundlovu	Mkhambathini	Camperdown	7 168.40
Community Based Care	Fisokuhle	Isibindi	032-704	Ugu District	Umzumbe	Umzumbe	-
Community Based Care	Ikhwezi Day Care Creche	Isibindi	008-856	Harry Gwala	Umzimkhulu	Umzimkhulu	-
Community Based Care	Impendle	Isibindi	023-817	Umgungundlovu	Impendle	Impendle	-
Community Based Care	Inqola Kanoah	Isibindi	070-467	Umgungundlovu	Umshwati	New Hanover	-
Community Based Care	Isokuhle	Isibindi	070-207	Ugu	Umzumbe	Phungashe	-
Community Based Care	Khanyisani Sofficeelton	Isibindi	064-394	Umgungundlovu	Impendle	Impendle	-
Community Based Care	Khanyiselani Drop In Centre	Isibindi	049-543	Harry Gwala	Great Kokstad	Kokstad	-
Community Based Care	Masakhane Women's Org	Isibindi	026-570	Harry Gwala	Ubuhlebezwe	Ixopo	-
Community Based Care	NACCW	Isibindi	022-979	Umgungundlovu	Mzundusi	390 PMB	5 567 553.80
Community Based Care	Nobantu Resource Centrer	Isibindi	036-306	Ugu District	Umziwabantu	Harding	98 212.05
Community Based Care	Owambeni Masakhane	Isibindi	031-688	Harry Gwala	Ingwe	Hlanganani	-
Community Based Care	Qalokuhle Creche	Isibindi	093-393	Umgungundlovu	Umsunduzi	Vulindlela	52 943.51
Community Based Care	Richmond Day Care Pmb	Isibindi	023-818	Umgungundlovu	Richmond	Richmond	39 743.66
Community Based Care	Rivlife International	Isibindi	047-259	Umgungundlovu	Umsunduzi	390 Pmb	27 446.63
Community Based Care	Sebambiseni Pmb	Isibindi	050-181	Umgungundlovu	Umgeni	Howick	612.20
Community Based Care	Sicelimpilo Project	Isibindi	023-511	Ugu District	Hibiscus Coast	Port Shepstone	-
Community Based Care	Sihlosokuhle Pmb	Isibindi	051-211	Ugu District	Ezingolweni	Izingolweni	-
Community Based Care	Sinombulelo Care Pmb	Isibindi	069-305	Ugu District	Umdoni	Umzinto	-

<u>SUB-PROGRAM</u>	<u>NAME OF ORGANISATION</u>	<u>CATEGORY</u>	<u>NPO Reg Number:</u>	<u>DISTRICT MUNICIPALITY</u>	<u>LOCAL MUNICIPALITY</u>	<u>SERVICE OFFICE/ICE</u>	<u>EXPENDITURE PER BAS</u>
Community Based Care	St Paul Multi Centre Pmb	Isibindi	045-579	Harry Gwala	Umzimkhulu	Umzimkhulu	6 600.00
Community Based Care	TLC	Isibindi	052-644	Harry Gwala	Greater Kokstad	Kokstad	-
Community Based Care	Thendela Care Centre	Isibindi	062-111	Umgungundlovu	Mooi Mpofana	Mooi River	13 665.14
Community Based Care	Snegugu	Isibindi	082-616	Ugu	Valamehlo	Valamehlo	3 535.00
Community Based Care	Thandukuphila	Isibindi	036-658	Harry Gwala	Ingwe	Hlanganani	-
Community Based Care	Tholulwazi Care Centre	Isibindi	055-476	Umgungundlovu	Mkhambathini	Camperdown	-
Community Based Care	Ubuntu Abande	Isibindi	035-416	Ugu District	Umziwabantu	Harding	-
Community Based Care	Umkhumbi Kanoah	Isibindi	049-479	Umgungundlovu	Umshwati	New Hanover	-
Community Based Care	Umtshinga Drop In Centre	Isibindi	048-245	Ugu District	Hibiscus Coast	Port Shepstone	-
Community Based Care	Vuka Uzithathe	Isibindi	025-907	Ugu District	Hibiscus Coast	Gamalakhe	-
Community Based Care	Vukuzithathe Health	Isibindi	031-721	Harry Gwala	Kwasani	Underberg	17 126.34
Community Based Care	Naccw Zululand	Welfare Organisation	022-979	Zululand	Ulundi	Zululand	2 621 300.11
Community Based Care	NACCW	Welfare Organisation	040-717	Zululand	Abaqulusi	Vryheid	10 046.23
Community Based Care	Khululekani NACCW	Welfare Organisation	041-823	Zululand	Ulundi	Mahlabathini	12 149.00
Community Based Care	Siyanakekela	Welfare Organisation	063-889	Zululand	Ulundi	Babanango	12 722.63
Community Based Care	Tholakele NACCW	Welfare Organisation	066-718	Zululand	Edumbe	P/Petersburg	12 614.00
Community Based Care	Qhubulwazi NACCW	Welfare Organisation	026-051	Zululand	Abaqulusi	Mondlo	7 923.00
Community Based Care	Umsebe -NACCW	Welfare Organisation	084-239	Zululand	Nongoma	Nongoma	22 681.05
Community Based Care	Naccw Uthungulu	Welfare Organisation	022-979	Uthungulu	Nkandla	Nkandla	2 222 489.17
Community Based Care	Impumelelo Creche	Welfare Organisation	062-110	Uthungulu	Nkandla	Nkandla	84 367.90
Community Based Care	Ntambanana NACCW	Welfare Organisation	035-890	Uthungulu	Umhlathuze	L/mfolozi	1 710.00

<u>SUB-PROGRAM</u>	<u>NAME OF ORGANISATION</u>	<u>CATEGORY</u>	<u>NPO Reg Number:</u>	<u>DISTRICT MUNICIPALITY</u>	<u>LOCAL MUNICIPALITY</u>	<u>SERVICE OFFICEICE</u>	<u>EXPENDITURE PER BAS</u>
Community Based Care	Ubumbano Ekuthuleni - Naccw	Welfare Organisation	039-055	Uthungulu	Mthonjaneni	Melmoth	12 169.01
Community Based Care	Ubumbano Yanguye - Naccw	Welfare Organisation	039-055	Uthungulu	Mthonjaneni	Melmoth	11 548.01
Community Based Care	St Thomas	Welfare Organisation	031-999	Uthungulu	Umlalazi	Inkanyezi	48 806.00
Community Based Care	Naccw Umkhanyakude	Welfare Organisation	022-979	Umkhanyakude	Jozini	Ubombo	2 222 489.17
Community Based Care	Ahikhanyeni NACCW	Welfare Organisation	069-999	Umkhanyakude	Umhlabuyalingana	Kwa-Ngwanase	12 512.32
Community Based Care	IsikhiyeseMpilo Creche	Welfare Organisation	070-065	Umkhanyakude	Mtubatuba	Kwamsane	62 888.00
Community Based Care	Masibumbane Christian Org	Welfare Organisation	029-973	Umkhanyakude	Umhlabuyalingana	Mbazwana	35 723.90
Community Based Care	Komkhulu Creche	Welfare Organisation	058-316	Umkhanyakude	Jozini	Ubombo	84 410.35
Community Based Care	Unyezi NACCW	Welfare Organisation	017-250	Umkhanyakude	Hlabisa	Hlabisa	12 800.00
Community Based Care	Vukuzenzele NACCW	Welfare Organisation	031-427	Umkhanyakude	The Big Five False Bay	Mbazwana	11 618.21
Community Based Care	Asibambimpilo	Community Base Care For Children	035-316	Amajuba	Dannhauser	Dannhauser	9 174.60
Community Based Care	Bergville Well-Being Centre	Community Base Care For Children	023-287	Uthukela	Okhahlamba	Dukuza	-
Community Based Care	Bhambatha Development	Community Base Care For Children	059-167	Umzinyathi	Umvoti	Greytown	-
Community Based Care	Bhekuzulu Project	Community Base Care For Children	013-529	Uthukela	Umtshezi	Estcourt	168 608.90
Community Based Care	Ekuphumuleni Care Centre	Community Base Care For Children	026-316	Umzinyathi	Endumeni	Dundee	-
Community Based Care	Genyaneni Care Service	Community Base Care For Children	056-150	Amajuba	Emadlangeni	Utrecht	5 767.50
Community Based Care	Kwahilda	Community Base Care For Children	030-585	Amajuba	Newcastle	Newcastle	-
Community Based Care	Kwanele Home Based Care	Community Base Care For Children	031- 492	Umzinyathi	Nquthu	Nquthu	-
Community Based Care	Lungisani Drop In Centre	Community Base Care For Children	048-480	Amajuba	Newcastle	Madadeni	-
Community Based Care	NACCW-Ladysmith	Community Base Care For Children	002-979	Uthukela	Emnambithi	Ladysmith	2 296 164.27
Community Based Care	NACCW-Ladysmith	Community Base Care For Children	002-980	Umzinyathi	Nquthu	Nquthu	-

<u>SUB-PROGRAM</u>	<u>NAME OF ORGANISATION</u>	<u>CATEGORY</u>	<u>NPO Reg Number:</u>	<u>DISTRICT MUNICIPALITY</u>	<u>LOCAL MUNICIPALITY</u>	<u>SERVICE OFFICE/CE</u>	<u>EXPENDITURE PER BAS</u>
Community Based Care	NACCW-Ladysmith	Community Base Care For Children	002-981	Umzinyathi	Nqutu	Nquthu	-
Community Based Care	NACCW-Ladysmith	Community Base Care For Children	002-979	Umzinyathi	Endumeni	Dundee	1 356 809.01
Community Based Care	NACCW-Ladysmith	Community Base Care For Children	002-979	Amajuba	Newcastle	Newcastle	2 340 406.02
Community Based Care	Phakamani	Community Base Care For Children	002-957	Uthukela	Emnambithi	Emnambithi	87 243.90
Community Based Care	Potters Multi-Purpose Centre	Community Base Care For Children	040-301	Amajuba	Newcastle	Newcastle	2 862.00
Community Based Care	Sikhona Care Centre	Community Base Care For Children	034-274	Uthukela	Emnambithi	Emnambithi	159 854.18
Community Based Care	Sinozwelo Resource	Community Base Care For Children	019-132	Umzinyathi	Umsinga	Umsinga	-
Community Based Care	Sinqobile Creche	Community Base Care For Children	089-806	Umzinyathi	Mvoti	Kranskop	201 190.66
Community Based Care	Siyanakekela Organisation	Community Base Care For Children	038-711	Uthukela	Umtshezi	Estcourt	-
Community Based Care	Siyathuthuka Creche	Community Base Care For Children	064-146	Danhhauser	Emadlangeni	Emadlangeni	5 786.36
Community Based Care	Siyathuthuka Drop In Centre	Community Base Care For Children	049- 512	Amajuba	Newcastle	Madadeni	-
Community Based Care	Sukuma Creche	Community Base Care For Children	035-948	Umzinyathi	Msinga	Msinga	170 205.95
Community Based Care	Sukumuzenzele Organisation	Community Base Care For Children	056-410	Amajuba	Newcastle	Newcastle	-
Community Based Care	Tholimpilo Organization	Community Base Care For Children	019-621	Uthukela	Umtshezi	Estcourt	-
Community Based Care	Umvoti Aids Centre	Community Base Care for Children	022-955	Umzinyathi	Umvoti	Greytown	-
Community Based Care	Zintozimanukwenzeka	Community Base Care for Children	017-334	Uthukela	Emnambithi	Ladysmith	-
Community Based Care	Zuzimpilo	Community Base Care for Children	061-308	Uthukela	Emnambithi	Ladysmith	-
TOTAL FOR COMMUNITY BASED CARE CARE							26 877 911.25