

L.E.A.R.N.


LIFE ENRICHMENT AND REVIEW NOTEBOOK

SPIRIT-ANOINTED TEACHING

THE WHAT, THE WHY, AND THE HOW

AND THEY WERE ASTONISHED AT HIS DOCTRINE:
FOR HE TAUGHT THEM AS ONE THAT HAD
AUTHORITY, AND NOT AS THE SCRIBES.

(MARK 1:22)



"WHAT IS TRUTH?"
- PILATE

"I AM TRUTH."
- JESUS

BY MARK AND PATTI VIRKLER

Spirit-Anointed Teaching

Life Enrichment And Review Notebook

by
Mark Virkler Ph.D. and Patti Virkler D.Min.

This manual is the result of the united efforts of both authors. The concepts and ideas are a culmination of cooperative study and revelation. The experiences described are common to both. The pronoun “I” is used to demonstrate the unity of our thoughts.

Verses are from the KJV Bible unless otherwise noted.

© 2001 by Mark and Patti Virkler
© 2010 Revised by Mark and Patti Virkler

Published by:
CWG Ministries

You may freely reproduce and distribute this guide as long as it is complete and not abridged in any way. A free PDF of this LEARN Spirit-Anointed Teaching notebook, as well as an accompanying PowerPoint presentation, are available at www.CWGMinistries.org/teaching.

Additional materials which deepen this training experience: This guide is designed to be used together with the DVD/CD series “*Spirit-Anointed Teaching*”. Expanded versions of these principles are found in *How Do You Know?* and *Experiencing God Together* by Mark and Patti Virkler. In addition, it is vital that you have the ability to hear God’s voice and see divine vision. Both of these skills are taught in *4 Keys to Hearing God’s Voice* by Mark and Patti Virkler, and all these materials are available at www.CWGMinistries.org.

Note: There are a few extra ideas inserted in this guide, which are not spoken live on the DVD/CD, so from time to time you will discover that the live presentation appears to skip ahead. At these times, if you are following your notes closely, you will simply jump ahead in your notes about a paragraph or two so that you stay current with the live presentation. Come back and re-read these extras in greater detail once the teaching is over as they are deemed extremely valuable supplemental information.

Session 1

What Is Spirit-Anointed Teaching?

Jesus was a Spirit-anointed teacher: “And they were astonished at his doctrine: for he taught them as one that had authority, and not as the scribes.” (Mark 1:22)

Introduction

Can I be an anointed teacher every time I teach?

- Story – teaching living truth versus teaching dead truth.
- The problem – Can I be an anointed teacher every time I teach?
- Have I ever taught under the anointing of the Holy Spirit?
- Have I ever taught without the anointing of the Holy Spirit?

Can I define the elements necessary for teaching with the anointing well enough to ensure it happens every time you teach? You will be able to by the time this seminar is over.

The Western left-brain educational process kills right-brain creativity. (Creativity is the result of two right-brain faculties, vision and intuition, working together.)

- at age 5, nearly all children rank high in creativity
- at age 7, 10% rank high in creativity
- at adulthood, 2% rank high in creativity

Einstein said, “*The intuitive mind is a sacred gift and the rational mind is a faithful servant. We have created a society that honors the servant and has forgotten the gift.*” I believe that the intuitive mind is where we receive the revelation of the Holy Spirit, as we fix our eyes on Jesus and tune to flow.

Einstein also said, “*Example isn’t another way to teach, it is the only way to teach.*” Jesus certainly taught by example! He never taught in a classroom. So the classroom probably becomes illegitimate *if* we cannot bring example, story and life into it. It is reported that Einstein did not pick up a book for a year after he left college. Left-brain Western education had made learning odious to him.

My conclusion

I want a different educational approach than that of Western education.

How does one go about knowing truth, according to the Bible?

The Old Testament word for know is “yada” which means “personal encounter.” It involves encountering God, receiving revelation from God through the Holy Spirit and responding to this revelation. So as a teacher or preacher I must lead my students into a personal encounter with the Holy Spirit, and I must do this every time I teach.

Pilate asked, “What is Truth?” (Jn. 18:38). Pilate’s question was wrong, as truth is not a “what.” Jesus said, “**I am Truth**” (Jn. 14:6). Jesus had already said that truth is wrapped up in “a person.” The goal of knowing is not simply to acquire information.

Truth is not a pile of detached information. *Truth involves personal revelation from God to an individual, which is then lived out in that person’s life by the power (anointing) of the Holy Spirit.*

The New Testament word for know is “ginosko” and this is the word used for a man knowing his wife and bearing a child. Thus it connotes the idea of personal encounter, and the implanting of the ideas and power of Almighty God within the student.

Paul contrasts “knowledge” (knowledge which came through man’s reasoning) **with “true knowledge”** (knowledge which came through revelation from the Holy Spirit – Phil. 1:9; Col. 2:2; 3:10).

In Philippians 3:1-10 Paul calls his Bible school teachers dogs, and the Bible school education dung, because it was simply biblical laws without revelation knowledge by the Holy Spirit! (Law without spirit is the “ministry of death” – 2 Cor. 3:7.)

What is supposed to happen in the classroom?

James 1:5 – We are to guide our students into asking and receiving wisdom from God.
Isaiah 11:2 – Have the Holy Spirit provide us knowledge *through the Spirit.*

Thus our teaching style moves from eating from the “tree of knowledge of good and evil” (where man believes he can know truth apart from divine revelation – Gen. 3:5) to eating from the “tree of life” where we tune to our hearts and receive a flow of revelation knowledge from Almighty God (Gen 2:9).

Two false philosophies from satan in the garden of Eden (Gen. 3:5 – You can Know)

- “You” = Humanism – Life is about human capacity
- “Know” = Rationalism – Life is about humans’ reasoning

The truth is that life is about man taking walks with the Lord in the cool of the day and receiving wisdom and power from Almighty God. (Christ lives, not I! – Gal. 2:20)

Exodus 35:35 – God even fills engravers and designers with revelation knowledge to do their jobs well. For example, Handel received the Hallelujah Chorus from music that was flowing in his heart and mind. Einstein describes his creative process by saying “the ideas danced in my mind.”

So I am not trying to pack students’ heads full with information. Instead, I am trying to lead them to the fountain of life so they can receive revelation from the Holy Spirit.

How to conduct a two-way Journaling Time where people hear from God

One way of drawing students into a personal encounter with the Holy Spirit involves having a time of prayer where they ask God what He wants to speak to them and let them record and share with others what God has spoken to them.

Make sure you first teach them how to clearly hear God’s voice (i.e., quiet yourself down, fix your eyes on Jesus, tune to God’s voice which is sensed as spontaneous flowing thoughts and pictures, and then write down this flow of thoughts or pictures).

After the journaling time above, where students individually encounter Jesus, have them break into groups of two and share with someone next to them the encounter they have just

had with Jesus. Then ask for volunteers to read their journaling to the entire group.

The goal of knowing is to encounter the Holy Spirit and let Him give revelation knowledge into our hearts.

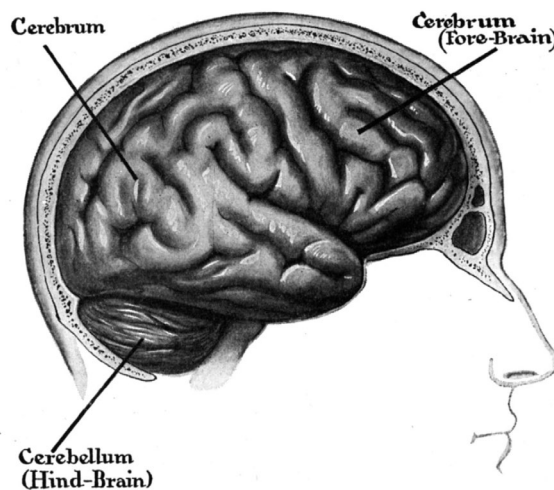
Knowing must not be limited to left-brain functions alone, which include reading, writing and arithmetic (the three required R's in Western education). We must also train the right side of the brain, which includes vision, intuition, art, and music (considered electives in the Western educational process). It is interesting to note that schools have discovered when they spend less time on the three R's and more time on the "electives," students not only become better in art, mu-

sic and drama, but their reading, writing and math scores also improve.

Christians also want to incorporate the heart in the educational process. The heart includes a passion for truth, and a seeking of revelation from Almighty God as well as obedience to the truth that has been revealed. (Not being obedient to previously revealed truth will hinder ongoing revelation and anointing.) God expects us to hear and do (Ps. 26:3; Heb. 5:7; Jas. 1:22).

We must find ways to bring our students into a direct encounter with the living God during which God changes them. And we need this to happen every single time we teach.

The Role of the Mind in Learning



As we prepare to preach and teach, we hopefully receive revelation knowledge which we desire to pass on to our students. How can we pass this on in a way which makes it revelation knowledge to them and not simply information? What is the process we need to use if we want them to receive revelation knowledge? In answering this question, we will discover how to move from Western study to biblical medi-

tation, and how to move from reasoning on our own to Spirit-led reasoning.

Let's not use Western study, since the Bible doesn't endorse study

Ecclesiastes 12:12 – Excessive study of books is tiring

There is no verse in the Bible that commands us to study the Bible. (2 Timothy 2:15 in the Greek is "be diligent," not "study.")

Let's use Biblical Meditation as the strategy to receive and transmit revelation knowledge. God's alternative to Western study is biblical meditation and it is commanded 20 times in Scripture.

What is meditation? The words "meditate" and "meditation" in the Greek and Hebrew convey the following meanings, according to the definitions given in *Strong's Exhaustive Concordance* – Old Testament numbers: 1897, 1900, 1901, 1902, 7878, 7879, 7881; New Testament numbers: 3191, 4304:

"To murmur; to converse with oneself, and hence aloud; speak; talk; communication; mutter" – List ways you could speak over Scripture: _____

"Babbling" (i.e., speaking in tongues) we can pray in tongues before and while we read the Bible.

"Roar" – When would you roar over Scripture? _____

"Mourn" – When would you mourn over Scripture? _____

"To study" – Study is acceptable if it is encompassed by the other component parts of biblical meditation which are described in this list.

"Pray" – We must always pray Ephesians 1:17-18 and Psalm 119:18 as we approach Scripture. We must start out our personal meditation times, our class times and our sermons by praying with heartfelt passion the prayer of Ephesians 1:17-18.

"Musical notation" – This should be soft, quiet, soaking music with no crescendos and no words to it, and not a melody you know

and could sing along with (as that stimulates your mind). It can be on in the background during meditation times, class times, and even during sermons.

"Imagine" – We are to picture Bible stories. Great teachers/preachers are great story tellers. Jesus always taught using parables, which are picture stories (Matt. 13:34).

Biblical meditation includes all of the above. Western study normally only involves man using his reasoning capacity.

Instead of promising God you are going to do a thing (e.g., meditate), it is better if you say, "I purpose by the power of the Holy Spirit to do thus and so..." (Matt. 5:33-37: God says don't make any vows.)

Purposes you can confess out loud: I choose biblical meditation over Western study. I choose revelation knowledge over reasoned knowledge. I choose the voice of God over myself in action. I choose God's thoughts over my thoughts.

Spirit-led reasoning: Luke 1:1-3 is an example of careful investigation, coupled with divine inspiration (II Tim. 3:16). This is "Spirit-led reasoning." We can define this experientially as "reasoning guided by flow." I fix my eyes on Jesus and tune to flow, and I receive revelation knowledge.

The only command in the Bible "to reason" is Isaiah 1:18 where God says, "Come let us reason *together*." God has given us a mind so we can give it back to God so He can use it, which results in "anointed reason," or "reasoning together with God" or "Spirit-led reasoning."

David reasoned on his own and summarized it this way: "This was troublesome in my sight until I came into the presence of God" (Ps. 73:16,17).

Let's speak this together: "I purpose to NEVER REASON OUTSIDE OF THE PRESENCE OF GOD!"

We present the right side of our brains to God the same way we present the left side. We would say, "I present my picturing capacity to the Holy Spirit and ask Him to guide these pictures through flow." Then we tune to flowing pictures.

Classroom Discussion: The Emmaus Road – Reasoned knowledge versus revelation knowledge

How to do it wrong – share man's ideas without divine revelation (Lk. 24:14)

- Disciples were discussing their own ideas amongst themselves, with no revelation knowledge.

How to do it right – talk things over with Jesus and get His perspective (Lk. 24:15-27)

- **Recognize that Jesus is Immanuel**, God with you, and fix your eyes upon Him as you walk down the road of life, and tune to spontaneity (i.e., the flow of the Holy Spirit within – Jn. 7:37-39). Let Him speak to you. Jesus will often ask you questions, (which is an excellent guided self-discovery learning approach which we should use as we teach). Jesus will open the Scriptures to you (expounding and illuminating them), granting you revelation knowledge.
- **Receive Heart Revelation from the Lord:** You will experience your heart burning within as you are receiving this revelation knowledge (Lk. 14:32).
- **Now go forth and share your Heart Experience:** They acted in response to this revelation, and they are now sharing their **experiences**, where initially they were discussing their ideas and theology (Lk. 24:33-35). They have moved

from their heads to their hearts. They have experienced heart revelation and they are sharing heart revelation with others. May we do the same as we grow together!

Discuss the following ideas concerning learning how to reason together with God

In Isaiah 1:8, what is: "Sins as scarlet" and "white as snow"? These are pictures! The first picture is of my need (sins as scarlet). The second picture is God's provision (white as snow). Interesting that when God reasons, He goes straight to picturing, which is a right-brain function. For God, proper reasoning involves using two pictures: one of man's need (sins as scarlet), and another of God's provision (white as snow).

So as you draw your students into reasoning together with God (which is what you want to do as you teach and preach), you must always paint two pictures, one of their need and one of God's provision. Then tune to flow and speak from flow until you have fully described how man's need is overcome by the provision of God. When you have described in detail how their need is overcome by God's provision, then your message is over. Ask God to give you these pictures, ask for His anointing, and tune to flow (i.e., the flow of the Holy

Spirit – Jn. 7:37-39). In this way as you preach/teach you will be releasing the Holy Spirit's revelation, emotion and passion.

Watchman Nee said that "Pictures are the Holy Spirit's memory." For example, if on a Sunday morning, you want to bring back the fire and passion and anointing you felt Friday night as you prepared your sermon, what you need to do is this: On Sunday morning you must see again the pictures you were seeing on Friday night and these pictures will bring back that same fire and emotion you had on Friday night.

Now in my book this is a priceless understanding of divine principles, and by practicing this principle, my preaching style has been greatly enhanced. When you preach from pictures, you are preaching from the right side of your brain, and emotion and flow also come through the right side of your brain. So if you preach from pictures, you will be able to easily speak with passion and flow. Because I know this, now I can preach/teach using both hemispheres of my mind as well as my heart, all being directed by the flow of the Holy Spirit within me!

Classroom Journaling Application: Write down what God is speaking to you about one or several of the following questions. Fix your eyes on Jesus, tune to spontaneous thoughts and write down what is coming back to you (5 – 8 minutes). Then turn to someone next to you and share with them the journaling you have (5 minutes). Then several should volun-

teer to share with the entire group what God has spoken to them (7 minutes). As you share your journaling, read it rather than paraphrasing it.

Question 1 - What is Spirit-Anointed teaching?

Question 2 - What can I do to ensure Spirit-Anointed teaching happens all the time?

Exercises to promote revelation at home

A tip on Bible memorization: Write down the verse on a small card and carry it with you throughout the day, speaking it over and over. Visualize it. Journal and ask God what He wants to speak to you concerning the verse and its application to your life. Come to class prepared to share your verse from memory as well as the specific insights God has given to you concerning its application to your life.

Memorize Isaiah 1:18.

Memorize the following definitions:

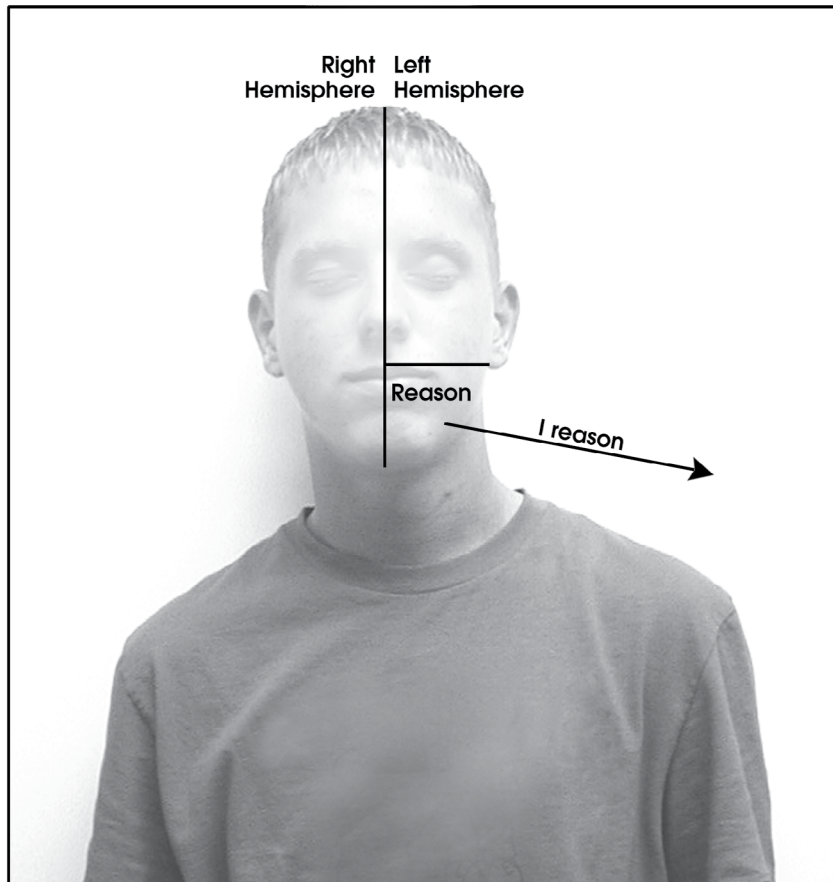
Spirit-led reasoning is "reasoning guided by flow, while your eyes are fixed on Jesus."

Spirit-led picturing is "pictures guided by flow, while your eyes are fixed on Jesus."

Ponder the following two pages: Study and Meditation. Continue journaling, and ask God what changes you need to make to move from Western Study to Biblical Meditation. Practice biblical meditation.

Study (Greek/Western)

“Application of the mental faculties
to the acquisition of knowledge”
(*Webster*)



Study (My use of one part of one hemisphere of my brain)

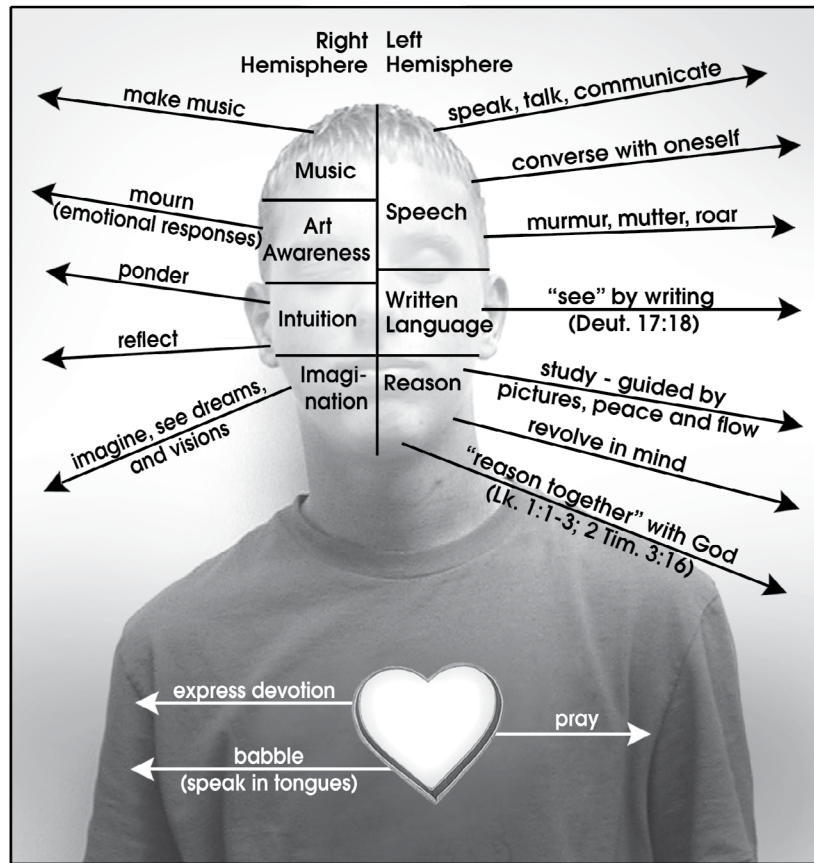
1. Is nowhere endorsed in Scripture (II Tim. 2:15 is a mis-translation in the KJV Bible).
2. Is self in action (Humanism – a false god).
3. Is self using reason (Rationalism – a false god).
4. Results in wisdom from below – earthly, natural, demonic (Jas. 3:15). For example, reason caused Peter to be at odds with the purposes of God (Jn. 18:10,11).

Study violates the following biblical principles:

1. Gal. 2:20 – I resurrect self, which no longer lives.
2. Rom. 12:1 – I am using my faculties rather than presenting them to God to use.
3. Is. 1:18 – I’m reasoning, rather than reasoning together with God.
4. Gen. 3:5 – I’ve fallen prey to the temptation of the Garden of Eden that “I can know good and evil”

Meditation (Hebrew/Lamad)

“To murmur; to converse with oneself, and hence aloud; speak; talk; babbling; communication; mutter; roar; mourn; a murmuring sound; i.e. a musical notation; to study; to ponder; revolve in the mind; imagine; pray; prayer; reflection; devotion”
(*Strong’s Exhaustive Concordance**)



Meditation (God’s use of every part of both hemispheres of my brain as He fills and flows out through my heart by His Spirit)

1. Is endorsed 18 times in the KJV Bible.
2. Is God in action within the individual.
3. Is God granting revelation through the heart and mind which has been yielded to Him.
4. Results in wisdom from above – pure, peaceable, gentle (Jas. 3:17).

Meditation applies the following biblical principles:

1. Gal. 2:20 – I let Christ live through me.
2. Rom. 12:1 – I am yielding my outer faculties to the indwelling Spirit (i.e. to “flow” – Jn. 7:38).
3. Is. 11:2 When reasoning together with God, I receive a **spirit** of wisdom, understanding and knowledge.
4. Jn. 5:19,20,30 – I’m living as Jesus did, out of divine initiative, doing what I see and hear my Father doing.

Session 2

The Role of the Heart in Learning

God focuses on the heart 8X more than on the mind.

There are 100 verses on “mind” and 800 verses on “heart” in the Bible.

What God does to the heart: The benefits of living out of the heart

God can stir up the heart to do things (Ex. 35:21,26,29). God can fill the heart with wisdom to do all types of work (Ex. 35:35). God can turn the heart to a direction of His choosing (Prov. 21:1). If your heart trusts God, He makes you prosper (Prov. 28:25). God sends angels to grant revelation to the humble, seeking heart (Dan. 10:12). God can open your heart to receive truth (Acts. 16:14). God can circumcise your heart (Rom. 2:29). The pure in heart get to see God (Matt. 5:8). A heart without doubt is a requirement for producing miracles (Mk. 11:22-24).

Imagination is always linked with the heart in Scripture. So heart faith would include faith wrapped in divine pictures. When God gave Abraham (the father of faith) a picture (Gen. 15:5), it instantly produced faith (Gen. 15:6).

The heart’s function: To believe unto salvation (Rom. 10:9,10); to love God and trust God whole-heartedly (Deut. 6:5; Prov. 3:5,6); to

seek knowledge (Prov. 15:14); to ponder (Lk. 2:19); to add persuasiveness to the lips (Prov. 16:23); can receive thoughts from satan (Jn. 13:2; Acts 5:3). Out of the heart flow the issues of life (Prov. 4:23).

The heart in poor condition: The heart can become waxed over and dull so it doesn’t hear God’s voice (Matt. 13:15). The disciples had unbelief and hardness of heart (Mk. 16:14).

There are 600 verses with “S/spirit” in them. When you add this to the 800 verses with “heart” in them, you have 1400 verses with “heart” or “spirit” in them and only 100 verses with “mind” in them.

Thus God focuses on heart and spirit 14X more than on the mind. This, too, should be our focus!

The Spirit: The light of the Lord enters man through his spirit (Prov. 20:27). God indwells the spirit of the Christian (I Cor. 6:17). God’s Spirit provides: truth and guidance into truth (Jn. 16:13-15); revelation (Lk. 2:26,27); light, wisdom, understanding, knowledge in all manner of workmanship (Ex. 31:3; Dan. 4:18); and anointing when one speaks (Acts 6:10). The spirit can sense another’s thoughts (Mk. 2:8).

What are we supposed to teach?

“We are to teach people how to enter God’s presence to receive revelation”

THE GOAL OF INSTRUCTION IS:

1. Love from a pure heart
2. A good conscience
3. A sincere faith

(note: all heart realities)

I Tim. 1:5 NASB

ENTER INTO GOD’S PRESENCE THROUGH:

1. A sincere heart
2. Heart sprinkled clean from an evil conscience
3. Full assurance of faith
4. Bodies washed with pure water (applying Word)

Heb. 10:22

A well-trained person has learned how to live in, and out of, the presence and anointing (the wisdom, power, provision and creativity) of Almighty God.

What more could one need in life?

Jesus did only what He saw the Father doing and heard the Father speaking (Jn. 5:19,20,30;8:26:38).

A Spirit-Anointed Classroom Methodology

1. Begin by building spiritual sensitivity through a time of praise, worship and prayer, welcoming the Holy Spirit as the Teacher. You may use either an anointed worship leader or an anointed cassette or CD. As a group, enter God's presence in praise and worship and conclude the worship time with a prayer for the Holy Spirit to grant revelation knowledge amongst the group during your time together (Eph. 1:17,18). Never grieve the Holy Spirit by not honoring and welcoming Him as your Teacher.

2. Since personal growth is often difficult, build emotional openness and intimacy with a hug break. Have a short time of mingling and sharing hugs one with another. This touching breaks down walls and builds intimacy among the group, allowing the members to share more deeply during the guided self-discovery discussion time which will follow.

3. Capture everyone's heart and attention with a story. The group leader introduces the discussion by painting a picture of a real-life situation which involves the topic being explored in that class, and relates it meaningfully to the group, showing that having a right or a wrong understanding and application of the topic at hand will have a significant effect on each individual's life. After sharing such a story, have group members share their memory verses, insights, answers to the discussion questions and written weekly summaries.

4. Set the pace by modeling open, honest sharing. The leader may choose to share an anointed insight God gave him

through the week's assignment, and how this met a real-life need or dilemma he was facing. The group will not share their lives any more deeply than the leader shares his.

5. Involve all group members in sharing of revelations. Go around the group and have members read verses from the homework on which God gave them revelation insight. Have them share what God spoke to them from these verses and what practical difference it makes in their life. Draw out the timid students by calling on them to share, and limit the naturally talkative.

6. Have an anointed teaching element and/or a filler exercise in case discussion lags. The anointed teaching should be something God has freshly revealed to the teacher concerning this week's or next week's lesson, and which he senses will be meaningful and relevant to the lives of the students. This can come early in the group meeting. The filler exercise is something which would be interesting and beneficial to the students but which won't be tragic if it is missed. This can come nearer the end of the meeting.

7. Close with a time of journaling and/or ministry where you practice and apply the truth in the classroom. This allows students a chance to record directly from God what He wants to say to them and to receive prayer and the laying on of hands by the group to meet their individual needs. End with a prayer of thanksgiving to the Holy Spirit for His presence during the meeting.

Classroom Discussion Questions

1. Let volunteers quote memory verses to the class and share what God has spoken to them concerning the verse.
2. Is it credible for a training institution to focus on training the heart over the mind?
3. What does the Bible say our minds can do for us?
4. What does the Bible say our hearts/spirits can do for us?
5. You can check out your concordance for the words “mind” and “heart” to see what the promises are for living in our minds versus living in our hearts.

Classroom Journaling Application: Take 5 minutes and prayerfully write out the answers God gives you to the following question(s). Then turn to someone next to you and share your answers in groups of two. Then take 8 minutes or so and have the entire class share together their answers to these two questions. Record the answers others give. Go home and ponder these answers during the coming week.

“Lord, what do You want to say to me about the principles of this teaching session? How can I minister more to the heart as I teach? What should be the goal of my teaching? How important is it for me to journal on a regular basis? Lord, is there anything You want to say to me to help me improve my teaching style?”

Exercises to promote revelation at home

Review the following page which suggests a Spirit-anointed approach for discovering truth. Consider how this model is similar or different from your own approach to learning truth. Journal and ask God what He wants to say about this paradigm and how He would have you adjust your own approach for discovering and delivering truth. Come to class prepared to share this journaling. Also, journal about the questions from the previous paragraph.

Memorize I Timothy 1:5 and Hebrews 10:22. Journal about each verse and ask God what He wants to speak to you concerning it and its application to your life.

Session 3

Practical Suggestions for Spirit-Anointed Teaching

Introduction - Review of I Timothy 1:5: “The goal of our instruction is love from a pure heart and a good conscience and a sincere faith.”

Spirit-Anointed Teaching: *“To teach is to create a space where revelation knowledge is experienced and practiced.”*

The Spirit-Anointed Teacher: *“The teacher must have a living relationship with the subject*

at hand (i.e., a love and passion and revelation knowledge), and invite his students into that relationship, as full partners, to experience their own living relationship with the subject.”

How do we create space, boundaries and hospitality in a classroom?

1. Create physical space by putting chairs in a circle or semi-circle or chairs put in a V formation so students at least partially face one another.

A Spirit-Anointed Paradigm for Discovering Truth

- For creative decision-making
- Built upon the skillful interaction of the six pillars
- For discovering truth



THE FOUNDATION: A working knowledge of the Bible.

PIVOTAL QUESTIONS to determine relative emphasis given to each pillar:

1. What level of Bible knowledge do I possess?
2. What are the giftings God has given me?

A Spirit-Anointed Paradigm for Discovering Truth

Pillar #	Key Verse	How Experienced	How Compared
Pillar One Illumined Scriptures	And they said one to another, "Did not our hearts burn within us, while He talked with us by the way, and while He opened to us the Scriptures?" (Luke 24:32)	This pillar is experienced as the Holy Spirit illumines Scriptures to you — you sense them leaping off the page or just coming to your attention spontaneously.	This pillar could be viewed as enhanced Biblicism; however, we go beyond studying the Bible with our intellects only, asking for the Holy Spirit to illumine Scriptures to our hearts and minds.
Pillar Two Illumined Thoughts in One's Mind	It seemed fitting for me as well, having investigated everything carefully from the beginning, to write it out for you in consecutive order, most excellent Theophilus. (Luke 1:3 NASB)	This pillar is experienced as the Holy Spirit guiding your reasoning process through spontaneous impressions. It is obvious that Luke's gospel was more than simply investigative research of his own mind, as what he wrote has stood as the Word of God for 2000 years.	This pillar could be viewed as enhanced rationalism; however, we go beyond simple rationalism to allowing the Holy Spirit to guide our thinking process (through combining intuition and reason) rather than guiding it ourselves.
Pillar Three Illumined Witness in One's Heart	And immediately when Jesus perceived in His spirit that they so reasoned within themselves, He said unto them, "Why reason ye these things in your hearts?" (Mark 2:8)	This pillar is experienced as an impression perceived in your spirit. Deep inner peace or unrest is often part of this experience.	This pillar could be viewed as enhanced hedonism in that we are doing what "feels" good; however, in our case, we are going with the "feel" within our hearts, rather than the "feelings" of the flesh.
Pillar Four Illumined Counsel of Others	Where no counsel is, the people fall: but in the multitude of counselors there is safety. (Proverbs 11:14)	This pillar is experienced as you ask your spiritual advisors to seek God for confirmation, additions, or adjustments in the guidance you sense God has given you.	This pillar could be viewed as enhanced humanism, as we are receiving counsel through others; however, we go beyond people's wisdom and ask them to impart the wisdom of God to us.
Pillar Five Illumined Understanding of Life's Experiences	Ye shall know them by their fruits. Do men gather grapes of thorns, or figs of thistles? (Matthew 7:16)	This pillar is experienced as you ask God to give you insight and understanding concerning the fruit life is demonstrating. God gives you revelation as to what has caused the fruit.	This pillar could be viewed as enhanced empiricism, in that we are examining life carefully; however, we go beyond our own limited understanding of life and ask God to give us His understanding of what we are seeing.
Pillar Six Illumined Revelation from God Through Dreams, Visions, Prophecy, and Journaling	"And it shall come to pass in the last days," saith God, "I will pour out of My Spirit upon all flesh: and your sons and your daughters shall prophesy, and your young men shall see visions, and your old men shall dream dreams." (Acts 2:17)	This pillar is experienced as you receive direct revelation from God through dreams, visions, and journaling. Journaling is the writing out of your prayers and God's answers.	This pillar could be viewed as enhanced mysticism; however, we go beyond just "any" spirit-encounter as we pursue Holy Spirit-encounter.
THE OBJECTIVE: To have all six pillars in agreement before making a major decision.			

2. Create intellectual space by reading various points of view and discussing openly.
3. Create emotional space by allowing all feelings and opinions to be freely expressed.
4. Create boundaries with statements such as, “We are required to honor each person in the class; no question is to be considered stupid; no one will take an authoritarian stance.”
5. Create hospitality, so people are willing to share, by starting with worship, hug breaks, shaking hands, name tags, deep sharing modeled by the instructor.

Journaling received by Mark Virkler concerning teaching style

“Mark, I am calling you to move from sharing teaching with your life interspersed in it to sharing your life with teaching interspersed in it.

“Listen to what I am saying. The natural outgrowth of living life rather than living a system of ideas (rules) is that one will eventually teach life, rather than a system of ideas (rules).

Therefore your teaching style continues to be altered by your lifestyle.

“The freer you are to live life, the freer you are to teach life – real life, full life, continuous life, at all times and in all situations. You will not find yourself flipping back and forth from ideas to life, but you will always, only, be sharing your life, and teaching out of it.

“From now on, do not share teachings with your life interspersed in them. Rather share your life, with teaching flowing within.

“Behold, I have spoken. This is an important distinction. It will make much difference in your teaching style. It will make it more fun-loving and life-giving. Focus first on the issues of life and then secondly on the answers you’ve found.”

Bringing story into the classroom – The place of Narrative Theology:

1. The Bible is a book full of stories of people’s lives.
2. The power of stories lies in their resonance with who and what we most essentially are. That is to say, we experience our lives as a story made up of stories.
3. Stories have the power to speak to the whole person – reason, imagination, emotion; mind, body, and soul – in a way in which nothing else can.
4. We must make classrooms story focused – “He did not speak to them without a parable” (Matt. 13:34). Lord, teach us to become storytellers.
5. Stories are relational in that a relationship develops between the hearer and the characters in the story.
6. We must find ways to constantly bring story into the classroom
7. Deep intense dialogue and sharing of the students within the classroom can become a story which the class lives together.

How to Lead Spirit-Anointed Discussion Groups

1. Make sure the **general goal** of training is always before your eyes as you lead discussions (I Tim. 1:5 — Love from a pure heart, a good conscience and a sincere faith). Make sure all discussion facilitates this goal.
2. Make sure you have a clear word and picture from God of what the **specialized goal** of the session is. Make sure all discussion facilitates this goal.
3. Have chairs in semi-circle.
4. Begin with worship, a prayer inviting the Holy Spirit to be present as the Teacher, and a hug break.
5. Give enough introductory overview so everyone's **hearts are captured** and focused on the topic and situation to be covered. A story, drama, role play, or something like that are excellent ways to start. **You must connect the life of the students with the life of the topic and the life of the Holy Spirit before you go on into the classtime.** Otherwise you will have a dead meeting.
6. Ask appropriate questions. Ride the wave of the S(s)pirit by sensing with your heart where God is and where the hearts of the class are as a whole. Bring these constantly together, through the questions and dialogue. The classroom interaction will let you know where your students are.
7. The guiding question you ask yourself is, "Is this discussion ministering life to the group at large?" If not, redirect it so it is. You may need to say to some, "That is a good question, but let's save it and talk about it during the break time." Or "I think we have gone far enough in this direction for now. Let's talk about..."
8. If it becomes obvious that you or the group does not have any revelation from God concerning the question, then move on to another question. Encourage the group to pray and search Scripture, and come back next week to discuss it more. Don't continue a discussion when it is obvious there is no light from the Holy Spirit concerning the question.
9. Honor other people's positions and insist they do the same with everyone in the class. Never allow one to close off his spirit to another. Address the situation quickly.
10. Know where God wants to take you and the class, and skillfully guide the class there, not making them mimics and puppets of your correct answers to your questions but calling them into a creative role together in releasing the revelation of the Holy Spirit upon the issue.
11. Keep things moving by asking a constant flow of the questions which bubble up within you. Seek and honor and ride the flow from within your own heart. You have asked for this flow at the beginning of class; now hear, receive, and honor it. It will keep the class bubbling and fun and challenging and life-giving.
12. Depend continuously upon the Holy Spirit. Thank Him at the close of class for His Spirit of life which has been present among you.

How to Develop Spirit-Anointed Discussion Questions

Following are the six ways God speaks with us and some sample questions which you can draw from to develop lamad discussion questions based on these six ways the Lord speaks.

1. Illumined Scriptures (Lk. 24:32)

Prayerfully mull over the Scriptures asking the following:

- What is God showing you from Scripture concerning this topic?
- What has God shown you from Scriptures in the past concerning this topic?
- What examples of this do we find in Scripture?
- What can we learn from these examples?
- Have you ever studied all the verses in the Bible on this topic?
- Has anyone?
- What can you draw from their research?
- What are the spiritual principles that govern this issue?
- How have these principles been exemplified in the Scriptures?
- What is the heart of this issue?
- Has God illumined any verses to your heart concerning this topic? Pray about _____ (give a specific reference) as it relates to the topic under discussion.
- What is God saying to you through this verse? Write down what He is saying and come prepared to share it in class.
- How is God asking you to change?
- What are the blocks that would keep you from change?
- Are you willing to embrace the change God is asking of you?
- What steps can you take to insure your success in making the changes God is asking of you?

2. Illumined Thoughts (Lk. 1:3)

Step 1: Prepare yourself to receive anointed thoughts by filling your hard drive (i.e. brain) with information concerning the topic at hand.

Step 2: Fix your heart on the Lord, and present your mind to Him by tuning your thoughts to flow. Prayerfully ponder the following questions:

- What illumined or spontaneous thoughts come to you on this issue?
- Do they appear to line up with the ways of God?
- Do they line up with the Word of God? Remember God's ways are not our ways, so the impressions you get may be contrary to the way man would do a thing.
- What spontaneous thoughts about this topic have come to you while you have been doing automatic activities (washing dishes, bathing, driving, etc.)? Write them down.
- Which ones do you sense probably came from the Lord?

Come prepared to share with others in the class what you sense God is giving to you.

3. Illumined Understanding of Life's Experiences (Matt. 7:16)

- Have you tried it?
- What happened?
- How did it work?
- What has been your experience?
- What have you learned from your experience?
- Have you journaled about your experience?
- What has God shown you about your experience?

- Would you recommend others try it?
- Is experience teaching you that you have discovered the truth in this area or are you still missing some insights? (The evidence that you are walking in truth is that you are getting the same results that the Bible says you should be getting – i.e. no condemnation, effective healing ministry, persecution, etc.)

4. Illumined Witness in Your Heart (Col. 3:15)

- How does your heart feel?
- Are you at peace about the issue?
- Is your heart disturbed or at rest?
- Are you ill at ease?
- Is your heart comfortable?
- Is the peace or unrest in your heart coming from the Lord or from the accumulated experiences of your life? The way to help clarify this is to quiet your heart **before the Lord** and see what it feels (rather than quieting your heart before the issue to see how it feels). Once you have quieted your heart before the Lord, then present the issue to Him.

5. Illumined Counsel of Others (Prov. 11:14)

- What books on the subject have you read by insightful authors?
- What are they saying concerning this issue?
- What input have you received from the hearts of other spiritual brothers or sisters in the body of Christ?
- What is God saying to you through them?
- What are their experiences?
- What insights do they have?
- What have they tried that didn't work?
- What have they tried that did work?
- What is the historical teaching and tradition of the Church on the subject?

- Is there anything in the writings of the Church Fathers that can counsel you?
- Have any non-Christians researched this area intensely and discovered anything of importance?
- If so, who and what?
- Which of their insights are compatible with what the Bible and the Spirit are saying?

6. Illumined Revelation from God through Dreams, Visions, Prophecy, and Journaling (Acts 2:17)

- What is God speaking to you through your journal?
- What is God saying to you through your dreams?
- What is God showing you through visions?
- What is God speaking to you through prophecy from the Body of Christ?

Record what God is saying and come to class prepared to share it with others.

Concluding Classroom Activity: One way to deeply experience Scripture is to enter into a Bible story and allow it to come alive through the enlightening of the Holy Spirit!

As a small group you may experience a Bible story, by corporately entering the scene, becoming one of the characters, and experiencing it in the first person as the Holy Spirit leads, making it come alive in your heart.

Steps you take to enter and live a Bible story:

1. Read the Bible passage you are seeking to experience more deeply (i.e., the Upper Room – read Acts 1:4,5,8,12-14; 2:1-4)
2. Sit in small circles of 4-5 individuals per group.
3. Appoint a leader of the group – make it the oldest person in the group.

4. Hold hands and close your eyes. Have the group leader pray, asking the Holy Spirit to take you back to that point in time and allow you to experience and live that story yourself.
5. Everyone pictures the Bible scene. Then everyone tunes to flowing pictures and flowing thoughts and allows the Holy Spirit to bring the scene alive. Generally you become one of the characters, and experience it in the first person.
6. Starting with your group leader you then go around the circle, numerous times, with each person fixing their eyes and hearts on the scene, and sharing whatever they are experiencing.
7. When a person is done sharing, he squeezes the hand of the person on his right. This is the signal for them to share or, if they desire to pass, they may in turn squeeze the hand of the person on their right. For the Upper Room, you should go twice around the circle, waiting for the Holy Spirit to come and baptize you. Then for the third and fourth time around the circle, the leader begins by describing his experience as the Holy Spirit appears in a remarkable way.

After going around the circle four times, come back as a large group and let people share testimonies as to what they experienced and the revelation the Holy Spirit gave to them. This is an exciting way to get into Scripture with the Holy Spirit's leading. You can do this with many if not all Bible stories.

Classroom Activity – Do the above activity as soon as you turn off the video session.

Exercises to promote revelation at home

1. Enter another Bible story yourself sometime during the next week. Follow the steps above and write out what God speaks and shows you. Share your experience with your Christian friends.
2. Journaling: “Lord, what do You want to say to me about the principles of this teaching session? What do You want to say to me about the place of story in my teaching style? How can I create a space where revelation knowledge is experienced and practiced?”
3. Memorize the definition of Spirit-anointed teaching and a Spirit-anointed teacher.

Four Keys to Hearing God's Voice

Christianity is unique among religions, for it alone offers a personal relationship with the Creator beginning here and now, and lasting throughout eternity. Jesus declared, “This is eternal life – that they may *know God*” (Jn. 17:2). Unfortunately, many in the Church miss the great blessing of fellowship with our Lord because we have lost the ability to recognize His voice within us. Though we have the promise that “My sheep hear My voice,” too many believers are starved for that intimate relationship that alone can satisfy the desire of their hearts.

I was one of those sheep who was deaf to his Shepherd until the Lord revealed four very simple keys (found in Habakkuk 2:1, 2) that unlocked the treasure of His voice.

Key #1: God's voice in your heart often sounds like a flow of spontaneous thoughts.

Habakkuk knew the sound of God speaking to him (Hab. 2:2). Elijah described it as a still, small voice (I Kings 19:12). I had always listened for an inner **audible** voice, and God

does speak that way at times. However, I have found that usually, **God's voice comes as spontaneous thoughts, visions, feelings, or impressions.**

For example, haven't you been driving down the road and had a thought come to you to pray for a certain person? Didn't you believe it was God telling you to pray? What did God's voice sound like? Was it an audible voice, or was it a spontaneous thought that lit upon your mind?

Experience indicates that we perceive spirit-level communication as spontaneous thoughts, impressions and visions, and Scripture confirms this in many ways. For example, one definition of *paga*, a Hebrew word for intercession, is "a chance encounter or an accidental intersecting." When God lays people on our hearts, He does it through *paga*, a chance-encounter thought "accidentally" intersecting our minds.

Therefore, when you want to hear from God, tune to chance-encounter or spontaneous thoughts.

Key #2: Become still so you can sense God's flow of thoughts and emotions within.

Habakkuk said, "I will stand on my guard post..." (Hab. 2:1). Habakkuk knew that to hear God's quiet, inner, spontaneous thoughts, he had to first go to a quiet place and still his own thoughts and emotions. Psalm 46:10 encourages us to be still, and know that He is God. There is a deep inner knowing (spontaneous flow) in our spirits that each of us can experience when we quiet our flesh and our minds. If we are not still, we will sense only our own thoughts.

Loving God through a quiet worship song is one very effective way to become still. (Note II Kings 3:15.) After I worship and become silent within, I open myself for that spontaneous

flow. If thoughts come of things I have forgotten to do, I write them down and dismiss them. If thoughts of guilt or unworthiness come, I repent thoroughly, receive the washing of the blood of the Lamb, putting on His robe of righteousness, seeing myself spotless before God (Is. 61:10; Col. 1:22).

To receive the pure word of God, it is very important that my heart be properly focused as I become still because my focus is the source of the intuitive flow. If I fix my eyes upon Jesus, the intuitive flow comes from Jesus. But if I fix my gaze upon some desire of my heart, the intuitive flow comes out of that desire. To have a pure flow I must become still and carefully fix my eyes upon Jesus. Again, quietly worshiping the King, and receiving out of the stillness that follows quite easily accomplishes this.

Fix your gaze upon Jesus (Heb. 12:2), becoming quiet in His presence and sharing with Him what is on your heart. Spontaneous thoughts will begin to flow from the throne of God to you, and you will actually be conversing with the King of Kings!

Key #3: As you pray, fix the eyes of your heart upon Jesus, seeing in the Spirit the dreams and visions of Almighty God.

Habakkuk said, "I will keep watch to see," and God said, "Record the vision" (Hab. 2:1,2). Habakkuk was actually looking for vision as he prayed. He opened the eyes of his heart, and looked into the spirit world to see what God wanted to show him. This is an intriguing idea.

God has always spoken through dreams and visions, and He specifically said that they would come to those upon whom the Holy Spirit is poured out (Acts 2:1-4, 17).

I had never thought of opening the eyes of my heart and looking for vision. However, I have come to believe that this is exactly what God wants me to do. He gave me eyes in my heart

to see in the spirit the vision and movement of Almighty God. There is an active spirit world all around us, full of angels, demons, the Holy Spirit, the omnipresent Father, and His omnipresent Son, Jesus. The only reasons for me not to see this reality are unbelief or lack of knowledge.

In order to see, we must look. Daniel saw a vision in his mind and said, "I was looking...I kept looking...I kept looking" (Dan. 7:2,9,13). As I pray, I look for Jesus, and I watch as He speaks to me, doing and saying the things that are on His heart. Many Christians will find that if they will only look, they will see, in the same way they receive spontaneous thoughts. Jesus is Emmanuel, God with us (Matt. 1:23). It is as simple as that. You can see Christ present with you because **Christ is present with you**. In fact, the vision may come so easily that you will be tempted to reject it, thinking that it is just you. But if you persist in recording these visions, your doubt will soon be overcome by faith as you recognize that the content of them could only be birthed in Almighty God.

Jesus demonstrated the ability of living out of constant contact with God, declaring that He did nothing on His own initiative, but only what He *saw the Father doing, and heard the Father saying* (Jn. 5:19,20,30). ***What an incredible way to live!***

Is it possible for you to live out of divine initiative as Jesus did? Yes! Fix your eyes upon Jesus. The veil has been torn, giving access into the immediate presence of God, and He calls you to draw near (Lk. 23:45; Heb. 10: 19-22). "I pray that the eyes of your heart will be enlightened..."

Key #4: Journaling, the writing out of your prayers and God's answers, brings great freedom in hearing God's voice.

God told Habakkuk to record the vision (Hab. 2:2). This was not an isolated command. The

Scriptures record many examples of individual's prayers and God's replies (e.g. the Psalms, many of the prophets, Revelation).

I call the process "two-way journaling," and I have found it to be a fabulous catalyst for clearly discerning God's inner, spontaneous flow, because as I journal I am able to write in faith for long periods of time, simply believing it is God. I know that what I believe I have received from God must be tested. However, testing involves doubt and doubt blocks divine communication, so I do not want to test while I am trying to receive. With journaling, I can receive in faith, knowing that when the flow has ended I can test and examine it carefully, making sure that it lines up with Scripture.

You will be amazed when you journal. Doubt may hinder you at first, but throw it off, reminding yourself that it is a biblical concept, and that God is present, speaking to His children. Relax. When we cease our labors and enter His rest, God is free to flow (Heb. 4:10). Sit back comfortably, take out your pen and paper, smile, and turn your attention toward the Lord in praise and worship, seeking His face. After you write your question to Him, become still, fixing your gaze on Jesus. You will suddenly have a very good thought. Don't doubt it; simply write it down. Later, as you read your journaling, you, too, will be blessed to discover that you are indeed dialoguing with God.

Some final notes: Knowing God through the Bible is a vital foundation to hearing His voice in your heart, so you must have a solid commitment to knowing and obeying the Scriptures. It is also very important for your growth and safety that you be related to solid, spiritual counselors. All major directional moves that come through journaling should be confirmed by your counselors before you act upon them.

Journaling Exercise

Lord, what do you want to say to me concerning my teaching style? Is there anything new or different which you want me to do?