

L product list

Lab washers

Laboratory product list



Miele washer-disinfectors represent a professional solution for laboratory glassware for analytical experiments: This approach is particularly gentle on materials and is recommended by leading manufacturers such as the DURAN Group. This approach is particularly gentle on materials and is recommended by leading manufacturers of laboratory glassware such as the DURAN Group.



product
design award

2014



Greater capacity

- High throughput capacity (up to 128 injector nozzles for laboratory glassware) is the result of optimised cabinet dimensions in combination with completely redesigned load carriers and results in savings in terms of time, space and investments.
- Rear docking frees up unobstructed space in load carriers.
- Laboratory glassware turnaround is increased and work is speeded up at peak hours.



Greater purity

- Excellent cleaning performance
- Variable-speed pump for perfect spray pressure in all programme phases.
- Laser technology is used to weld the chamber sections to give a perfectly smooth, crevice-free finish for the ultimate in hygiene.
- No more heater elements in the wash chamber.
- Multi-stage filtration system is highly efficient in removing particulate soil from water in circulation.
- Spray pressure and spray arm rotation is monitored in order to prevent any loss in circulation pressure or to immediately identify obstacles in the path of the spray arms.
- Conductivity monitoring ensures required water quality.



Greater flexibility

- A new, modular basket concept offers maximum flexibility and intuitive operation as modules can be used in different combinations and can be reconfigured.
- Wide range of combination options to accommodate various load situations.
- Reduction in number of load carriers needed saves both on investments and storage space.
- In addition to a broad selection of standard programmes, programme customisation ensures cycles which perfectly suit the type of soil and the type and quantity of laboratory glassware.

Miele and Duran Two strong brands in the laboratory.



DURAN Group recommends Miele Professional

To guarantee the thorough, gentle and safe reprocessing of laboratory glassware, the DURAN Group recommends Miele lab washers: Miele quality 'Made in Germany' excels in terms of reliability and efficiency in everyday laboratory operations. Short cycle times and dependable results ensure that high-quality laboratory glassware is ready for use again in next to no time. Gentle reprocessing also prolongs the useful life of DURAN® laboratory glassware.

Miele washer-disinfectors represent a professional solution for laboratory glassware for analytical experiments:

- Research
- Production
- Analytical and preparatory areas, including microbiology and genetic engineering

Miele's holistic approach caters for individual variations:

- From professional standard solutions for general laboratory glassware reprocessing to high-tech solutions for exacting high-performance tasks.
- Special cleaning programmes to match contamination types ensure thorough reprocessing of laboratory glassware for analytical purposes and ensure gentle material care.

Chemical properties are the key to retaining the value of high-quality laboratory glassware as durable materials combined with gentle cleaning processes minimise the risk of glass corrosion.

Thanks to such excellent chemical properties DURAN® laboratory glassware as:

- Hydrolytic resistance, Class 1 (ISO 719)
- Resistance to acids, Class 1 (DIN 12116)
- Resistance to alkalines Class 2 (ISO 695).
DURAN® is ideal for repeat wash cycles and guarantees a long glassware life cycle.

At the same time, the superior physical properties of DURAN® glass makes it ideal for laboratory use.

- Uniform wall thickness throughout
- Results in greater mechanical stability and improved resistance to thermal cycling ($\Delta T=100K$)
- Prevents tension in glass and the risk of cracking when heated and cooled
- Benefits: Greater safety for staff, enhanced durability, protection of valuable substances
- Retraceable back to raw materials
- Batch certifications can be downloaded on Internet

The DURAN Group offers a wide range of high-quality DURAN® laboratory glassware products. Miele and Duran. Two strong brands in the laboratory.

Lab washer PG 8583



PG 8583 lab washer

- Capacity per cycle: e.g. 128 laboratory phials or 98 pipettes together with other laboratory glassware
- Width 60 cm
- 3-phase supply
- EcoDry drying
- Depending on version, up to 2 integrated dispenser pumps for liquid products
- Process documentation optional via software (using Ethernet module) or USB/printer (with RS 232 module)

Fig. shows PG 8583

Model	Features	Mat. no.	Art. no.
PG 8583 AW WW AD PD	White casing, hot water connection, de-min. water connection Powder dispensing	9960830	62.8583.01
PG 8583 AW WW AD LD	White casing, hot water connection, de-min. water connection Liquid dispensing	9960840	62.8583.02
PG 8583 AE WW AD PD	Stainless-steel casing, hot water connection, de-min. water connection Powder dispensing	9960850	62.8583.03
PG 8583 AE WW AD LD	Stainless-steel casing, hot water connection, de-min. water connection Liquid dispensing	9960860	62.8583.04
PG 8583 AE WW ADP PD	Stainless-steel casing, hot water connection, de-min. water connection Powder dispensing	9960870	62.8583.05
PG 8583 AE WW ADP LD	Stainless-steel casing, hot water connection, de-min. water connection Liquid dispensing	9960880	62.8583.06
PG 8583 AE-WW-AD-PD-OIL	Stainless-steel casing, hot water connection, de-min. water connection Powder dispensing, oil-based applications	9960890	62.8583.70
PG 8583 AE WW AD LD OIL	Stainless-steel casing, hot water connection, de-min. water connection Liquid dispensing, oil-based applications	9960900	62.8583.71
DE-CS6-85	Stainless-steel lid for PG 8583 + PG 8595 or PG 8596 W 900 mm, D 600 mm	10101450	69.2160.10

Commissioning by Miele Service is included in the price of the machines

Lab washers	PG 8583
Undercounter/freestanding unit with lid	•
Circulation pump [Qmax. l/min.]	500
Controls/Programmes	
TouchControl/14 programmes	•
AutoClose - Automatic door lock	•
Buzzer, acoustic signal at end of programme	•
Ethernet module/RS 232 module for process documentation	Optional
Water connections	
1 x cold water, 2.0–10 bar flow pressure (200–1000 kPa) (protection against backsiphoning according to EN 1717)	•
1 x cold water for steam condenser, 2.0–10 bar flow pressure (200–1000 kPa) (protection against backsiphoning according to EN 1717)	•
1 x demineralised water, 2.0–10 bar flow pressure (200–1000 kPa) (protection against backsiphoning according to EN 1717) (optional ADP version: connection for hose with 13 mm interior diameter)	•
1 x hot water, 2.0–10 bar flow pressure (200–1000 kPa) (protection against backsiphoning according to EN 1717)	•
No. of inlet hoses, ½" with ¾" threaded union, l = approx. 2.0 m	4 (3 on ADP version)
Drain pump Ø 22, Max. head height: 100 cm	•
WaterProof System (WPS)	•
Electrical connection	
3N AC 400 V 50 Hz convertible to AC 230 V 50 Hz, supply lead, approx. 2.0 m, 5 x 2.5 mm ² incl. plug	•
Heating [kW]	8.5
Circulation pump [kW]	0.8
Total rated load [kW]	9.3
Fuse rating [A]	3 x 16
Dispenser systems (depending on model)	
1 door dispenser for powder detergent	•/–
1 dispenser pump for liquid detergent	–/•
1 dispenser pump for neutralising agent	•/•
Connection options (depending on model)	
DOS K 85 or DOS K 85/1 liquid dispenser	2/1
Water softeners	
For hot and cold water, max 65°C	•
Steam condenser	
Aerosol	•
Drying unit/Radial fan	
Fan	–
Heater bank [kW]	–
Total rated load [kW]	–
Air throughput [m ³ /h]	–
Temperature selection in 1°C increments [°C]	–
Time selection in 1-minute increments [min]	–
Particulate filter/HEPA filter/filter rating (DIN EN 1822)/filter life	–
Dimensions/Weight	
External dimensions H/W/D (without lid H 820 mm) [mm]	835/600/600
Cabinet dimensions H/W/D [mm]:	522/536/top=518, bottom=523
Weight [kg]	74
Casing options	
White casing, Metal (AW)	•
Stainless steel (AE)	•
Compliance with standards	
2006/42/EG Machinery Guideline, EN 61010-2-40, EN 61326-1	•
Test certificates	
VDE, VDE-EMC, IP 21	•
CE	•

** O = Upper basket, U = Lower basket

• = Standard, – = Not available



PG 8593 washer-disinfector

- Capacity per cycle: e.g. 128 laboratory phials or 98 pipettes together with other laboratory glassware
- Width 60 cm
- 3-phase supply
- Integrated DryPlus hot-air drying
- Integrated dispenser pump for liquid detergent
- Including external dispenser module for liquid detergents
- Process documentation option via software (using Ethernet module) or USB solution/printer (with RS 232 module)

Fig. shows PG 8593

Model	Features	Mat. no.	Art. no.
Set	PG 8593 AE DOS	10123180	-
consisting of the following:			
PG 8593 AE	Stainless-steel casing with 1 integrated dispenser pump	(9960910)	(62.8593.01)
DOS K 85	Dispenser module for liquid detergents	(9961070)	(69.7470.50)
Set	PG 8593 AE CM DOS	10123190	-
consisting of the following:			
PG 8593 AE CM	Stainless-steel casing with 1 integrated dispenser pump	(9960920)	(62.8593.02)
DOS K 85	Dispenser module for liquid detergents	(9961070)	(69.7470.50)
Set	PG 8593 AE OIL DOS	10123200	-
consisting of the following:			
PG 8593 AE OIL	Stainless-steel casing with 1 integrated dispenser pump for oil-based applications	(9960940)	(62.8593.72)
DOS K 85	Dispenser module for liquid detergents	(9961070)	(69.7470.50)
DE-CS6-85	Stainless-steel lid for PG 8593 + PG 8595 or PG 8596 W 900 mm, D 600 mm	10101450	69.2160.10

Commissioning by Miele Service is included in the price of the washer-disinfectors

Lab washers	PG 8593
Undercounter/freestanding unit with lid	●
Circulation pump [Qmax. l/min.]	500
Controls/Programmes	
TouchControl/15 programmes	●
AutoClose - Automatic door lock	●
Buzzer, acoustic signal at end of programme	●
Ethernet module/RS 232 module for process documentation	Optional
Water connections	
1 x cold water, 2.0–10 bar flow pressure (200–1000 kPa) (protection against backsiphoning according to EN 1717)	●
1 x cold water for steam condenser, 2.0–10 bar flow pressure (200–1000 kPa) (protection against backsiphoning according to EN 1717)	●
1 x demineralised water, 2.0–10 bar flow pressure (200–1000 kPa) (protection against backsiphoning according to EN 1717)	●
1 x hot water, 2.0–10 bar flow pressure (200–1000 kPa) (protection against backsiphoning according to EN 1717)	●
No. of inlet hoses, ½" with ¾" threaded union, l = approx. 2.0 m	4
Drain pump Ø 22, Max. head height: 100 cm	●
WaterProof System (WPS)	●
Electrical connection	
3N AC 400 V 50 Hz convertible to AC 230 V 50 Hz, supply lead, approx. 2.0 m, 5 x 2.5 mm ² incl. plug	●
Heating [kW]	8.5
Circulation pump [kW]	0.8
Total rated load [kW]	9.3
Fuse rating [A]	3 x 16
Dispenser systems	
1 door dispenser for powder detergent	–
1 dispenser pump for liquid detergent	●
1 dispenser pump for neutralising agent	–
Connection options	
DOS K 85 or DOS K 85/1 liquid dispenser	2
Water softeners	
For hot and cold water, max 65°C	●
Steam condenser	
Aerosol	●
Drying unit/Radial fan	
Fan	0.3
Heater bank [kW]	2.2
Total rated load [kW]	2.5
Air throughput [m ³ /h]	47
Temperature selection in 1°C increments [°C]	50-115
Time selection in 1-minute increments [min]	0-120
Particulate filter/HEPA filter/filter rating (DIN EN 1822)/filter life	H 13/>99.5%/200 h
Dimensions/Weight	
External dimensions H/W/D (without lid H 820 mm) [mm]	835/600/600
Cabinet dimensions H/W/D [mm]:	522/536/top=518, bottom=523
Weight [kg]	78
Casing options	
White casing, Metal (AW)	–
Stainless steel (AE)	●
Compliance with standards	
2006/42/EG Machinery Guideline, EN 61010-2-40, EN 61326-1	●
Test certificates	
VDE, VDE-EMC, IP 21	●
CE	●

** O = Upper basket, U = Lower basket

● = Standard, – = Not available



PG 8583 CD lab washer

- Capacity per cycle: e.g. 128 laboratory phials or 98 pipettes together with other laboratory glassware
- Width 90 cm, Height 82 cm (supplied without lid)
- Integrated DryPlus hot-air drying
- 2 integrated dispenser pumps (liquid detergent, neutralising agent)
- Drawer for 2 x 10 l or 3 x 5 l canisters
- 3-phase supply
- Process documentation option via software (using Ethernet module) or USB solution/printer (with RS 232 module)

Illustrated: PG 8583 CD

Model	Features	Mat. no.	Art. no.
PG 8583 CD AE WW AD CM	Stainless-steel casing, hot water connection, de-min. water connection, conductivity module	9960950	62.8583.50
PG 8583 CD AE WW ADP CM	Stainless-steel casing, hot water connection, de-min. water connection, demineralised water pump, conductivity module	9960960	62.8583.51
PG 8583 CD AE WW AD CM OIL	Stainless-steel casing, hot water connection, demin. water connection, conductivity module, oil applications	9960970	62.8583.73
DE-CS7-85	Stainless-steel lid for PG 8583 CD (not included with machine)	10222780	69.2160.11

Commissioning by Miele Service is included in the price of the washer-disinfectors

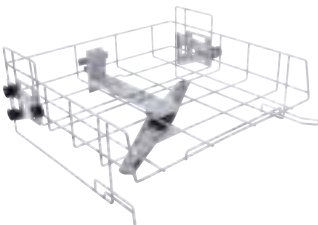
Explanation of symbols cf. Page 65

Lab washer	PG 8583 CD
Built-under/freestanding unit without lid	●
Circulation pump [Qmax. l/min.]	500
Controls/Programmes	
TouchControl/15 programmes	●
AutoClose - Automatic door lock	●
Buzzer, acoustic signal at end of programme	●
Ethernet module/RS 232 module for process documentation	Optional
Water connections	
1 x cold water, 2.0–10 bar flow pressure (200–1000 kPa) (protection against backsiphoning according to EN 1717)	●
1 x cold water for steam condenser, 2.0–10 bar flow pressure (200–1000 kPa) (protection against backsiphoning according to EN 1717)	●
*1 x demineralised water, 2.0–10 bar flow pressure (200–1000 kPa) (protection against backsiphoning according to EN 1717) (optional ADP version: connection for hose with 13 mm interior diameter)	●
1 x hot water, 2.0–10 bar flow pressure (200–1000 kPa) (protection against backsiphoning according to EN 1717)	●
No. of inlet hoses, ½" with ¾" threaded union, l = approx. 1.7 m	4 (3 on ADP version)
Drain pump Ø 22, Max. head height: 100 cm	●
WaterProof System (WPS)	●
Electrical connection	
3N AC 400 V 50 Hz convertible to AC 230 V 50 Hz, supply lead, approx. 2.0 m, 5 x 2.5 mm ² incl. plug	●
Heating [kW]	8.5
Circulation pump [kW]	0.8
Total rated load [kW]	9.3
Fuse rating [A]	3 x 16
Dispenser systems	
1 door dispenser for surfactant	–
1 door dispenser for powder detergent	–
1 dispenser pump for liquid detergent	●
1 dispenser pump for neutralising agent	●
Option of third internal liquid dispenser pump	●
Drawer for process chemicals (3 x 5 l or 2 x 10 l)	●
Water softeners	
For hot and cold water, max 65°C	●
Steam condenser	
Aerosol	●
Drying unit/Radial fan	
Fan	0.3
Heater bank [kW]	2.2
Total rated load [kW]	2.5
Air throughput [m ³ /h]	47
Temperature selection in 1°C increments [°C]	50-115
Time selection in 1-minute increments [min]	0-120
Pre-filter G 4, filter rating > 90%, filter life 100 h	●
Particulate filter/HEPA filter/filter rating (DIN EN 1822)/filter life	H 14/>99.995%/500 h
Dimensions/Weight	
External dimensions HWD (with lid 835/900/700 mm)	820/900/600
Cabinet dimensions H/W/D [mm]:	522/536/top=518, bottom=523
Weight [kg]	97.7
Casing options	
White casing, Metal (AW)	–
Stainless steel (AE)	●
Compliance with standards	
2006/42/EG Machinery Guideline, EN 61010-2-40, EN 61326-1	●
Test certificates	
VDE, VDE-EMC, IP 21	●
CE	●

* Model listed in Miele Germany range


Sample feature set

Laboratory glassware, Basic




A 101 upper basket/open front

- Open front
- For various inserts
- Height-adjustable
- Vertical clearance 160 +/-30 mm
- Built-in spray arm
- H 206, W 528, D 527 mm




A 150 lower basket for modules

- Lower basket with two docking pipes
- For the connection of up to two injector modules
- Automatically self-sealing docking valves
- H 154, W 529, D 546 mm



A 300 module for laboratory glassware 2 x 4

- For laboratory glassware, e.g. Erlenmeyer flasks, round flasks, laboratory bottles, measuring flasks and measuring cylinders
- 8 x E 352 injector nozzles (6 x 220 mm)
- 8 x E 354 spring clips for nozzles
- H 241, W 200, D 479 mm



A 301 module for laboratory glassware 3 x 6

- For laboratory glassware, e.g. Erlenmeyer flasks, round flasks, laboratory bottles, measuring flasks and measuring cylinders
- 6 x ID 110 injector nozzles with plastic support (2.5 x 110 mm)
- 6 x E 351 injector nozzles (4 x 160 mm)
- 6 x nozzle supports for E 353
- 6 x E 352 injector nozzles (6 x 220 mm)
- 6 x nozzle supports for E 354
- H 241, W 232, D 479 mm




Optional: A 802 nozzle

- For use with washer-disinfector with powder dispensing (door)
- For use with injector modules to rinse out powder residue from door dispenser
- H 187, W 30, D 15 mm


Sample feature set

High capacity and throughput



A 100 upper basket for modules

- Upper basket with modular docking system
- For the connection of up to two injector modules
- Automatically self-sealing docking valves
- H 141, W 528, D 525 mm




2 x A 302 modules/laboratory glassware 4 x 8

- For laboratory glassware, e.g. Erlenmeyer flasks, round flasks, laboratory bottles, measuring flasks and measuring cylinders
- 32 x ID 110 injector nozzles with plastic support (2.5 x 110 mm)
- H 132, W 215, D 479 mm



A 150 lower basket for modules

- Lower basket with two docking pipes
- For the connection of up to two injector modules
- Automatically self-sealing docking valves
- H 154, W 529, D 546 mm



2 x A 301 modules/laboratory glassware 3 x 6

- For laboratory glassware, e.g. Erlenmeyer flasks, round flasks, laboratory bottles, measuring flasks and measuring cylinders
- 6 x ID 110 injector nozzles with plastic support (2.5 x 110 mm)
- 6 x E 351 injector nozzles (4 x 160 mm)
- 6 x nozzle supports for E 353
- 6 x E 352 injector nozzles (6 x 220 mm)
- 6 x nozzle supports for E 354
- H 241, W 232, D 479 mm




Optional: A 802 nozzle

- For use with washer-disinfector with powder dispensing (door)
- For use with injector modules to rinse out powder residue from door dispenser
- H 187, W 30, D 15 mm


Sample feature set

Pipettes and other laboratory glassware




A 150 lower basket for modules

- Lower basket with two docking pipes
- For the connection of up to two injector modules
- Automatically self-sealing docking valves
- H 154, W 529, D 546 mm




A 303 module for pipettes

- For e.g. 98 measuring and full pipettes
- Height of retaining frame 150 mm
- H 185, W 225, D 471 mm



A 301 module for laboratory glassware 3 x 6

- For laboratory glassware, e.g. Erlenmeyer flasks, round flasks, laboratory bottles, measuring flasks and measuring cylinders
- 6 x ID 110 injector nozzles with plastic support (2.5 x 110 mm)
- 6 x E 351 injector nozzles (4 x 160 mm)
- 6 x nozzle supports for E 353
- 6 x E 352 injector nozzles (6 x 220 mm)
- 6 x nozzle supports for E 354
- H 241, W 232, D 479 mm



Optional: A 802 nozzle

- For use with washer-disinfector with powder dispensing (door)
- For use with injector modules to rinse out powder residue from door dispenser
- H 187, W 30, D 15 mm

Sample feature set

Measuring cylinders and other laboratory glassware




A 150 lower basket for modules

- Lower basket with two docking pipes
- For the connection of up to two injector modules
- Automatically self-sealing docking valves
- H 154, W 529, D 546 mm



A 306 module for measuring cylinders

- For laboratory glassware, in particular large-volume measuring cylinders
- Capacity: Either four 1 - 2 l tall measuring cylinders or two shorter 1 - 2 l measuring cylinders together with two taller ones can be accommodated simultaneously.
- Contact surfaces plastic coated
- H 418, W 235, D 471 mm



A 301 module for laboratory glassware 3 x 6


- For laboratory glassware, e.g. Erlenmeyer flasks, round flasks, laboratory bottles, measuring flasks and measuring cylinders
- 6 x ID 110 injector nozzles with plastic support (2.5 x 110 mm)
- 6 x E 351 injector nozzles (4 x 160 mm)
- 6 x nozzle supports for E 353
- 6 x E 352 injector nozzles (6 x 220 mm)
- 6 x nozzle supports for E 354
- H 241, W 232, D 479 mm



Optional: A 802 nozzle

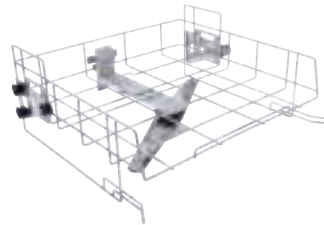
- For use with washer-disinfector with powder dispensing (door)
- For use with injector modules to rinse out powder residue from door dispenser
- H 187, W 30, D 15 mm

Upper and lower baskets, load carriers for use on PG 8583 and PG 8593



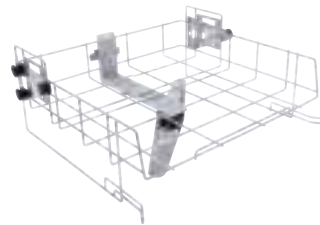
A 100 upper basket for modules

- Upper basket with two docking pipes
- For the connection of up to two injector modules
- Automatically self-sealing docking valves
- Loading dimensions: H 235, W 485, D 435 mm
- H 141, W 528, D 525 mm




A 101 upper basket/open front

- Open front
- For various inserts
- Height-adjustable
- Loading HWD 160 +/- 30 mm, 475 mm, 448 mm
- Built-in spray arm
- Loading dimensions: H 235, W 490, D 435 mm
- H 206, W 528, D 527 mm




A 102 upper basket/open front

- Open front
- For various inserts
- Height-adjustable
- Loading HWD 205 +/- 30 mm, 475 mm, 448 mm
- Built-in spray arm
- H 206, W 528, D 527 mm



A 103 upper basket/open front

- Open front
- For various inserts
- Loading HWD 205 +/- 30 mm, 505 mm, 472 mm
- Built-in spray arm
- Particularly suitable for the reprocessing of DIN mesh trays and other shallow loads in combination with A 202 load carrier.
- H 133, W 528, D 528 mm



A 150 lower basket for modules

- Lower basket with two docking pipes
- For the connection of up to two injector modules
- Automatically self-sealing docking valves
- Loading HWD 225 mm (on injector rail 195 mm), 490 mm, L 455 mm; R 435
- H 154, W 529, D 546 mm



A 151 lower basket/open front

- For various DIN mesh trays and various inserts
- Loading width 490 mm
- Loading depth 435 mm
- Vertical clearance in combination with:
 - A 101 H 275 ± 30 mm
 - A 102 H 230 ± 30 mm
 - A 103 H 305 mm
 - A 104 H 145 mm
 - A 105 H 210 mm
- H 88, W 529, D 522 mm



A 202 load carrier

- For e.g. 4 DIN mesh trays on 2 levels
- Built-in spray arm
- Clearances from bottom:
 - Level 1 with base: H 95, W 519, D 485 mm, without base: H 135, W 494, D 500 mm
 - Level 2: H 135, W 516, D 462 mm
- 6 additional LuerLock connections
- H 223, W 529, D 542 mm



A 802 nozzle for injector modules

- For use with washer-disinfector with powder dispensing (door)
- For use with injector modules to rinse out powder residue from door dispenser
- H 187, W 30, D 15 mm

Designation	Mat. no.	Art. no.
A 100 upper basket for modules	9862320	69.6100.00
A 101 upper basket/open front	9862340	69.6101.00
A 102 upper basket/open front	9862360	69.6102.00
A 103 upper basket/open front	9862370	69.6103.00
A 150 lower basket for modules	9862400	69.6150.00
A 151 lower basket/open front	9862410	69.6151.00
E 802 nozzle	9863070	69.6802.00
A 202 load carrier	9862440	69.6202.00

Injector modules for laboratory glassware

For use with A 100 upper basket and A 150 lower basket



A 300 module for laboratory glassware 2 x 4

- For laboratory glassware, e.g. Erlenmeyer flasks, round flasks, laboratory bottles, measuring flasks and measuring cylinders
- 8 x E 352 injector nozzles (6 x 220 mm)
- 8 x E 354 spring clips for nozzles
- Vertical clearance (in upper and lower basket) 165 mm
- H 241, W 200, D 479 mm




A 300/1 module for laboratory glassware 2 x 4

- For laboratory glassware, e.g. Erlenmeyer flasks, round flasks, laboratory bottles, measuring flasks and measuring cylinders
- 8 x ID 220 injector nozzles with plastic support (6 x 220 mm)
- Vertical clearance (in upper and lower basket) 186.5 mm
- H 241, W 200, D 479 mm




A 301 module for laboratory glassware 3 x 6

- For laboratory glassware, e.g. Erlenmeyer flasks, round flasks, laboratory bottles, measuring flasks and measuring cylinders
- 6 x ID 110 injector nozzles with plastic support (2.5 x 110 mm)
- 6 x E 351 injector nozzles (4 x 160 mm)
- 6 x nozzle supports for E 353
- 6 x E 352 injector nozzles (6 x 220 mm)
- 6 x nozzle supports for E 354
- Vertical clearance (in upper and lower basket) 165 mm
- H 241, W 232, D 479 mm



A 301/1 module for laboratory glassware 3 x 6

- For laboratory glassware, e.g. Erlenmeyer flasks, round flasks, laboratory bottles, measuring flasks and measuring cylinders
- 18 x E 351 injector nozzles (4 x 160 mm)
- 18 x nozzle supports for E 353
- Vertical clearance (in upper or lower basket) 160 mm
- H 181, W 216, D 479 mm




A 301/2 module for laboratory glassware 3 x 6

- For laboratory glassware, e.g. Erlenmeyer flasks, round flasks, laboratory bottles, measuring flasks and measuring cylinders
- 18 x ID 160 injector nozzles with plastic support (4 x 160 mm)
- Vertical clearance (in upper and lower basket) 186.5 mm
- H 181, W 220, D 479 mm

A 301/3 module for laboratory glassware 3 x 6 (not illustrated)

- For butyrometers
- 18 x SD-B injector nozzles for butyrometers
- Only for use in lower basket
- H 261, W 180, D 479 mm



A 302 module for laboratory glassware 4 x 8

- For laboratory glassware, e.g. Erlenmeyer flasks, round flasks, laboratory bottles, measuring flasks and measuring cylinders
- 32 x ID 110 injector nozzles with plastic support (2.5 x 110 mm)
- Vertical clearance (in upper and lower basket) 191 mm
- H 132, W 215, D 479 mm



A 302/1 module for laboratory glassware 4 x 8

- For laboratory glassware, e.g. Erlenmeyer flasks, round flasks, laboratory bottles, measuring flasks and measuring cylinders
- 32 x E 470 injector nozzles (2.5 x 90 mm)
- Vertical clearance (in upper or lower basket) 160 mm
- H 181, W 235, D 479 mm


Designation	Mat. no.	Art. no.
A 300 module for laboratory glassware 2 x 4	9862470	69.6300.00
A 300/1 module for laboratory glassware 2 x 4	9862480	69.6300.01
A 301 module for laboratory glassware 3 x 6	9862490	69.6301.00
A 301/1 module for laboratory glassware 3 x 6	9862500	69.6301.01
A 301/2 module for laboratory glassware 3 x 6	9862510	69.6301.02
A 301/3 module for laboratory glassware 3 x 6	9862520	69.6301.03
A 302 module for laboratory glassware 4 x 8	9862540	69.6302.00
A 302/1 module for laboratory glassware 4 x 8	9862550	69.6302.01

Injector module and load carrier for pipettes and phials for use on PG 8583 and PG 8593



A 303 module for pipettes

- For e.g. 98 measuring and full pipettes
- Height of retaining frame 150 mm
- Vertical clearance: in lower basket without upper basket 453 mm
- H 185, W 225, D 471 mm



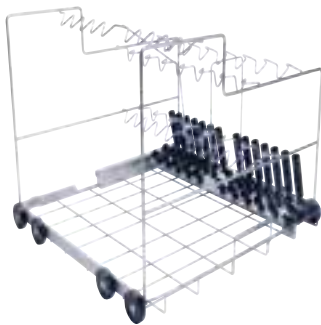
A 304 module for phials

- For 98 tubes, e.g. centrifuge tubes, phials, test tubes or autosampler tubes
- Vertical clearance: in lower basket without upper basket 428 mm
- In lower basket with upper basket 172 mm
- In upper basket 172 mm
- H 130, W 222, D 471 mm



A 306 module for measuring cylinders

- For laboratory glassware, in particular large-volume measuring cylinders
- Capacity: four 1-2 l measuring cylinders
- Contact surfaces plastic coated
- H 418, W 235, D 471 mm



A 200 load carrier

- For 38 pipettes in 3 rows
- 1st row 10 pipettes – 100 ml, holder spacing 20 mm
- 2nd row: 14 pipettes, 25 ml, holder spacing 26 mm
- 3rd row 14 pipettes – 10 ml, holder spacing 26 mm
- H 397, W 529, D 546 mm

Designation	Mat. no.	Art. no.
A 303 module for pipettes	9862560	69.6303.00
A 304 module for phials	9862570	69.6304.00
A 306 module for measuring cylinders	9862580	69.6306.00
A 200 load carrier	9862420	69.6200.00-



UG 30-60/60-85 plinth

- For use on PG 8583 and PG 8593
- Stainless-steel plinth, bolted to machine
- H 300, W 600, D 600 mm



UG 30-90/60-85 plinth

- For use with PG 8583 and PG 8593 in combination with PG 8595 or PG 8596
- Stainless-steel plinth, bolted to machine
- H 300, W 900, D 600 mm



UG 30-90/70-85 plinth

- For use with PG 8583 CD
- Stainless-steel plinth, bolted to machine
- H 300, W 900, D 700 mm

Plinth	Mat. no.	Art. no.
UG 30-60/60-85	10087350	69.3060.01
UG 30-90/60-85	10087360	69.3090.01
UG 30-90/70-85	10210600	69.3090.02



PG 8596 dispenser unit
Housing unit for process chemicals and dispenser modules

- H 835 (820), W 300, D 600 mm
- Compatible with PG 8583, PG 8593
- Freestanding unit, can be built under
- Unit with removable door
- Outer panelling in stainless steel or white
- Interior dimensions:
 H 690 / 380 / 285 mm (top drawer removed / lower / upper drawer),
 W 250 mm, D 555 / 425 mm (without / with drip tray and dispenser modules)

2 levels:

Removable telescopic drawers with drip tray liners for canisters containing process chemicals

Canister sizes (L x B x H)

Accommodates a total of 6 x 5 l canisters (L 245 x W 145 x H 225 mm*).

Lower drawer offers space for larger canisters:

- 2 x 10 l, 140 x 193 x 307 mm
- 2 x 10 l, 223 x 203 x 321 mm
- 2 x 10 l, 229 x 193 x 323 mm
- 2 x 10 l, 194 x 204 x 353 mm
- 1 x 20 l, 289 x 233 x 396 mm
- 1 x 25 l, 288 x 234 x 456 mm

* Only possible with DOS K 85/1 dispenser with short siphon.



DOS K 85/1 dispenser module

- For liquid alkaline detergents and chemical disinfectants, neutralising agent
- Peristaltic pump, adjustable via machine's electronic controls
- Integrated dispenser monitoring function ensuring high level of process security
- Short siphon (200 mm) for 5 l canister, incl. level fill monitoring
- Length of connection cable: 3.00 m
- Length of suction hose: 1.80 m



DOS K 85 dispenser module

- As DOS K 85/1
- But with long siphon (300 mm) for 5 l and 10 l canisters
- Option: Conversion kit, Part no. 5458034, for siphon (10-30 l containers) available from Spares.

Designation	Mat. no.	Art. no.
PG 8596 D AW DOS housing unit	10087330	69.8596.01
PG 8596 D AE DOS housing unit	10087340	69.8596.02
DOS K 85/1	09961080	69.7470.51
DOS K 85	09961070	69.7470.50

Accessories for reprocessing with fully demineralised water



PG 8595 Aqua Purificator

- Housing unit for 2 water demineralisation cartridges VE P 2000 / VE P 2800
- Compatible with PG 8583, PG 8593
- Generally recommended quality for final rinse < 19 µS/cm
- H 835 (820), W 300, D 600 mm
- Freestanding unit, can be built under
- Outer panelling in stainless steel or white



Illustrated: VE P 2800

VE P 2000 water demineralisation cartridge, charged

- Pressure-proof stainless-steel cartridge
- H 410, Ø 230 mm
- Complete with vent and pressure relief valve
- Contains 12.5 l of reusable mixed resin



CM ConductivityMeter

- Conductivity module for VE P 2000 and VE P 2800 water demineralisation cartridges
- Single-line, illuminated display
- 10-point measurement in 0 - 199.9 µS/cm range
- Optical and acoustic 'change cartridge' indicator
- Optical and acoustic fault indicator
- Wall bracket
- Connection to external LED (optional)
- H 118, W 235, D 110 mm
- Input: 100 - 240V, 50/60 Hz, 85 mA;
Output: 9V, 400 mA, 3.6 VA
- Includes sensor cell with LED indicator and connection lead (length 1.0 m), 2 pressure hoses 3/4" (length 1.94 m), 1 hose 3/4" (length 1.5 m)

VE P 2800 water demineralisation cartridge, charged

- Pressure-proof stainless-steel cartridge
- H 570, Ø 230 mm
- Complete with vent and pressure relief valve
- Contains 19 l of reusable mixed resin (not illustrated)

LP 2800 water demineralisation cartridge, empty

- Can be charged with 19 l of single-use resin

E 315 disposable resin

- 20 l homogenous, mixed-bed resins for LP 2800
- Box with 2 x 10 l bags, vacuum-sealed in plastic bags
- Replacement filter bag

E 316 refill set

- Plastic barrel with lid and funnel for 30 l of disposable resin

SK fast-action coupling for water demineralisation cartridges

- Conversion kit for simple replacement of cartridges consisting of:
- 2 x VA adapters from 3/4" to fast-action for direct connection to cartridge
- 2 x fast-action couplings with 3/4" PVC double nipple including gaskets for existing set of hoses.

UfZ conversion kit for spare cartridges

If two cartridges are used, the 2 x VA 3/4" connections can be screwed onto the second cartridge. This obviates the need to disconnect the connections from the first cartridge.

Designation	Mat. no.	Art. no.
PG 8595 D AW Aqua Purificator	10087310	69.8595.01
PG 8595 D AE Aqua Purificator	10087320	69.8595.02
SK fast-action coupling for water demineralisation cartridges	09782600	69.4319.01
UfZ conversion kit for spare cartridges	10020100	69.4319.05
CM ConductivityMeter	10008360	69.4500.01
LP 2800 water demineralisation cartridge, empty	09782590	69.4318.05
E 315 disposable resin	03830350	69.4315.01
E 316 refill set	03830360	69.4316.01
VE P 2000 water demineralisation cartridge, charged	09773410	69.4311.01
VE P 2800 water demineralisation cartridge, charged	09782560	69.4310.05



PG 8535 lab washer

Miele lab washers, fitted with various mobile injector units, baskets and inserts, for analytically pure results on glassware in research and production and in other analytical fields including microbiology and biotechnology.

PG 8535 washer-disinfector

- Freely programmable controls with 17 programmes
- Width 90 cm, Height 82 cm, without lid
- Capacity/cycle e.g. 37 narrow-necked glasses, 96 pipettes, 1600 test tubes
- Hot-air drying unit
- Spray arm sensing
- 2 integrated dispenser pumps for liquid detergent and neutralising agent
- Drawer for 2 x 5 l canisters
- Three-phase supply
- Network interface for process documentation
- Automatic load carrier detection
- Accessories: Stainless-steel lid

* Note:

ADP version is only required when pressureless demineralised water (min. 0.05 bar, max. 0.3 bar) is available.

Design prizes:



product
design
award

2009



reddot design award
winner 2009

Model	Features	Mat. no.	Art. no.
PG 8535 AE SST AD	Stainless-steel casing, demineralised water pump, serial interface	7339390	62.8535.21
PG 8535 AE SST ADP *	Stainless-steel casing, serial interface, demineralised water pump*	7339400	62.8535.25
PG 8535 AE SST AD OEL	Stainless-steel casing, serial interface, demineralised water pump, oil-resistant gaskets (recommendation when using LAB-OIL programme)	9641990	62.8535.88
PG 8535 AE SST ADP OEL	Stainless-steel casing, serial interface, demineralised water pump*, oil-resistant gaskets (recommendation when using LAB-OIL programme)	9641970	62.8535.89
Accessories			
DE-CS7-78	Stainless-steel lid (W 900 mm, D 700 mm) for PG 8535	5744740	69.2160.09
ML/2	Magnetic strip for automatic load carrier recognition/spray arm sensing**	5723270	69.7457.03
AM 10	Connection module with potential-free contacts	7321290	69.2270.10
Worktop protection trim 60 cm; angled edge for square-cornered worktops		4028800	
Worktop protection trim 60 cm; beaded edge for rounded worktops		1156154	

** Note: To use spray arm sensing, spray arms with magnetic tips can be retrofitted on existing baskets and mobile units, cf. Page 25

Lab washer	PG 8535
Frontloading unit with bottom-hinged door, excl. baskets	•
Built-under/freestanding unit without lid	•
Freshwater system, max. temperature 93°C	•
Circulation pump [Qmax l/min]	400
Controls/Programmes	
PROFITRONIC+, freely programmable, 64 programme slots	•
Spray arm sensing	•
Automatic load carrier recognition, spray arm sensing	•
Network interface for process documentation	•
Serial printer interface for process documentation	•
Electric door lock	•
Peak-load negotiation	•
Water connections	
1 x cold water, flow pressure	250–1000 kPa
1 x cold water for steam condenser, flow pressure	250–1000 kPa
1 x hot water, flow pressure	250–1000 kPa
1 x demineralised water (AD), flow pressure	250–1000 kPa
Feed pump for unpressurised demineralised water (depending on model)	Optional
4 inlet hoses ½" with ¾" threaded union, l = approx. 1.5 m	•
Drain pump Ø 22, Max. head height: 100 cm	•
Drainage – Steam condenser	•
WaterProof System (WPS)	•
Electrical connection	
3 N AC 400 V 50 Hz, supply lead approx. 1.7 m, 5 x 2.5 mm ²	•
Heating [kW]	9.0
Circulation pump [kW]	0.7
Total rated load [kW]	9.7
Fuse rating [A]	3 x 16
Dispenser systems	
1 dispenser pump for liquid acidic agents and 1 dispenser pump for liquid detergent	• (Peristaltic pump)
Drawer for 2 x 5 l supply canisters	•
Connection options	
DOS G 10 dispenser for liquid agents (surfactant)	•
DOS G 60 or DOS G 60/1 dispenser for liquid detergent/emulsifier	•
Water softeners	
For cold and hot water to max 70°C, Monobloc	•
Steam condenser	
Aerosol	•
Drying unit/Radial fan	
Fan [kW]	0.3
Heater bank [kW]	2.3
Total rated load [kW]	2.6
Air throughput [m ³ /h]	55
Pre-filter EU 4, filter rating > 95%, filter life 100 h	•
Particulate filter/HEPA filter H 13, filter rating > 99.95% (DIN EN 1822), filter life 500 h	•
Dimensions/Weight	
External dimensions H/W/D [mm]	820/900/700
Cabinet dimensions H/W/D [mm]:	500/535/O=473 U=516*
Weight [kg]	114
Compliance with standards	
DIN EN ISO 15883-1/2, EN 61010-2-40, EN 61326	•
Test certificates	
VDE, VDE-EMC, MDD CE 0366, IP 20	•

*O = Upper basket, U = Lower basket, • = standard, - = not available

Test certificates

VDE, VDE-EMC, CE 0366, IP 20



PG 8536 lab washer

Miele lab washers, fitted with various mobile injector units, baskets and inserts, for analytically pure results on glassware in research and production and in other analytical fields including microbiology and biotechnology.

PG 8536 lab washer

- Freely programmable controls with 18 programmes
- Width 90 cm, Height 117.5 cm
- Capacity/cycle e.g. 66 narrow-necked glasses, 96 pipettes, 1600 test tubes
- Hot-air drying unit
- Spray arm sensing
- 2 integrated dispenser pumps for detergent/neutralising agent, up to 5 dispenser pumps optional (depending on model)
- Ultrasound flow control
- Optional: Conductivity meter
- Network interface for process documentation

* Note:

ADP version is only required when pressureless demineralised water (min. 0.05 bar, max. 0.3 bar) is available.

Design prizes:



product
design
award

2009 ■



reddot design award
winner 2009

Model	Features	Mat. no.	Art. no.
PG 8536 AE SST AD	Stainless-steel casing, demineralised water pump, serial interface	7321240	62.8536.21
PG 8536 AE SST ADP *	Stainless-steel casing, serial interface, demineralised water pump *	7339360	62.8536.25
PG 8536 AE SST AD LFM	Stainless-steel casing, serial interface, demineralised water pump, conductivity meter	7339380	62.8536.35
PG 8536 AE SST AD OEL	Stainless-steel casing, serial interface, demineralised water pump, oil-resistant gaskets (recommendation when using LAB-OIL programme)	9532320	62.8536.88
Accessories			
Conductivity meter (retrofitting kit), for installation by Service ***		7514620	69.2240.15
DOS S 20	Dispenser pump	7514600	69.2260.04
	Retrofittable by Service (for acidic surfactants/neutralising agents) ***		
DOS NA 120	Dispenser pump (incl. ultrasound flow control), retrofittable by Service (for pH-neutral, alkaline disinfectants, liquid detergent, emulsifiers)***	7514610	69.2260.05
ML/2	Magnetic strip for automatic load carrier recognition/spray arm sensing**	5723270	69.7457.03
AM 10	Connection module with potential-free contacts	7321290	69.2270.10
Worktop protection trim 60 cm; angled edge for square-cornered worktops		4028800	
Worktop protection trim 60 cm; beaded edge for rounded worktops		1156154	

** To use the spray arm detection feature, spray arms with magnetic tips can be retrofitted on existing baskets and mobile units, cf. Page 25

Lab washer	PG 8536
Frontloading unit with bottom-hinged door, excl. baskets	•
Freestanding unit with lid	•
Freshwater system, max. temperature 93°C	•
Circulation pump [Qmax l/min]	600
Controls/Programmes	
PROFITRONIC+, freely programmable, 64 programme slots	•
Spray arm sensing	•
Automatic load carrier recognition, spray arm sensing	•
Conductivity metering	Optional
Network interface for process documentation	•
Serial printer interface for process documentation	•
Electric door lock	•
Peak-load negotiation	•
Water connections	
1 x cold water, flow pressure	(250–1000 kPa)
1 x cold water for steam condenser, flow pressure	(250–1000 kPa)
1 x hot water, flow pressure	(250–1000 kPa)
1 x demineralised water (AD), flow pressure	(250–1000 kPa)
Feed pump for unpressurised demineralised water (depending on model)	Optional
4 inlet hoses ½" with ¾" threaded union, l = approx. 1.7 m	•
Drain pump Ø 22, Max. head height: 100 cm	•
Steam condenser water drain (DN 22)	•
WaterProof System (WPS)	•
Electrical connection	
3 N AC 400 V 50 Hz, supply lead approx. 1.7 m, 5 x 2.5 mm ²	•
Heating [kW]	9
Circulation pump [kW]	1.2
Total rated load [kW]	10.2
Fuse rating [A]	3 x 16
Dispenser systems	
1 dispenser pump for liquid acidic agents and 1 dispenser pump for liquid detergent	• (Bellows-type pump)
Ultrasound flow control	•
Drawer for 4 x 5 l supply canisters	•
Connection options	
DOS NA 20 dispenser pump for liquid acidic agents (surfactant, neutralising agent) Bellows-type pump, retrofittable by Service	•
Dispenser pump DOS NA 120 for liquid, pH-neutral or alkaline products (disinfectant, detergent, emulsifier), bellows-type pump, retrofittable by Service	•
Water softeners	
For cold and hot water to max 70°C, large-capacity	•
Steam condenser	
Aerosol	•
Drying unit/Radial fan	
Fan [kW]	0.3
Heater bank [kW]	2.3
Total rated load [kW]	2.6
Air throughput [m ³ /h]	55
Temperature selection in 1° increments [°C]	60–115
Time selection in 1-minute increments [min]	1–240
Pre-filter EU 4, filter rating > 95%, filter life 100 h	•
Particulate filter/HEPA filter H 13, filter rating > 99.95% (DIN EN 1822), filter life 500 h	•
Dimensions/Weight	
External dimensions H/W/D [mm]	1175/900/700
Cabinet dimensions H/W/D [mm]:	500/535/O=473 U=516*
Weight [kg]	177
Outer casing	
Stainless steel (AE)	•
Test certificates	
VDE, VDE-EMC, CE 0366, IP 20	•
*O = Upper basket, U = Lower basket, • = standard, - = not available	



MT Mieltrans trolley

- Trolley for storing and transporting baskets and inserts
- 4 levels, each height-adjustable by 102.5 mm
- 4 lockable wheels
- Loading dimensions: 549 x 599 mm
- Dimensions: H 1985, W 616, D 662 mm



MC/1 Mielcar, supply and disposal trolley

- For loading washer-disinfectors and handling baskets and inserts
- 4 wheels, of which 2 are lockable
- Infinitely height-adjustable
- 2 shelves (trough design), handles and docking panel
- Docking height: H 640–885 mm, infinitely adjustable
- Suitable for PG 8536
- For G 7882, G 7882 CD, G 7892 and PG 8535 only in combination with plinths (H 30 cm)
- Dimensions: H 1000, W 630, D 814 mm (with docking plate raised D 960 mm).

Accessories	PG 8583	PG 8583 CD	PG 8593	PG 8535	PG 8536	Mat. no.	Art. no.
MT	•	•	•	•	•	3893140	69.2001.02
MC/1	•	•	•	•	•	6555650	69.2001.08

MC/1 Mielcar for PG 8583, PG 8593, G 8583 CD only in combination with plinth (H 30 cm)

Accessories Plinths



**UE 30-30/60-78 box plinth,
stainless steel**

- Can be bolted to machine
- H 300, W 300, D 600 mm



**UC 30-90/70-78 box plinth,
stainless steel**

- Can be bolted to machine
- H 300, W 900, D 700 mm

All plinths can be open to either front or rear.

Accessories	G 7895	G 7896	PG 8535	Mat. no.	Art. no.
UE 30-30/60-78	•	•		5848340	69.3730.04
UC 30-90/60-78				5818080	69.3790.08
UC 30-90/70-78			•	5818100	69.3790.09



DOS G 60/1 dispenser module

- For liquid alkaline detergents and chemical disinfectants
- Peristaltic pump, adjustable via machine controls
- Short siphon (200 mm) for 5 l canister, incl. level fill monitoring
- Length of connection lead: 1.90 m

DOS G 60 dispenser module

- As DOS G 60/1
- But with **long** siphon (300 mm) for 5 l and 10 l canisters

DOS G 10 dispenser module

- For liquid dispenser (surfactant, neutralisation agent)
- Peristaltic pump, adjustable via machine controls
- Siphon with magnetic float for 'container empty' indicator on 5 and 10 l containers
- Conversion kit for longer siphon (10-30 l containers) available via Spares, Mat. no. 5458030.
- H 118, W 235, D 115 mm

DOS S 20

- Bellows-type dispenser pump, retrofittable by Service
- For liquid acidic agents (surfactant, neutralising agent)

DOS NA 120

- Bellows-type dispenser pump incl. ultrasound flow control, retrofittable by Service
- For chemical disinfectant/liquid detergent (chemical disinfectant, liquid detergent, emulsifier)

Accessories	PG 8535	PG 8536	Mat. no.	Art. no.
DOS G 60	•		5703990	69.7470.05
DOS G 60/1	•		5996260	69.7470.07
DOS G 10	•		5729360	69.7470.06
DOS S 20		•	7514600	69.2260.04
DOS NA 120		•	7514610	69.2260.05





E 314 tap fitting

- For manual delivery of demineralised water, pressure-proof to 10 bar, complete with 150 cm pressure hose



E 313 wall fitting

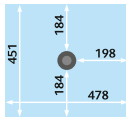
- For manual delivery of demineralised water, pressure-proof to 10 bar, complete with 150 cm pressure hose

Accessories	Mat. no.	Art. no.
E 314	3830340	69.4314.01
E 313	3830330	69.4313.01



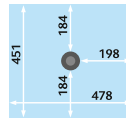
O 188/2 upper basket/open front

- Open front
- For various inserts
- Vertical clearance 165 mm
- Height adjustment range +/- 20 mm
- Built-in spray arm with magnetic tip
- Note: Magnet for spray arm sensors on PG 8535, PG 8536
- H 215, W 531, D 475 mm



O 190/2 upper basket/open front

- As O 188/2
- Vertical clearance 215 mm
- Built-in spray arm with magnetic tip
- Note: Magnet for spray arm sensors on PG 8535, PG 8536
- H 265, W 531, D 475 mm



O 175 upper basket/injector unit with drying connector

- For narrow-necked laboratory glassware
- 33 injector nozzles
- Vertical clearance 170 mm
- Connection for hot-air drying unit
- H 250, W 531, D 475 mm, H with drying connection 412 mm
- Powder dispensing not possible

Supplied as standard with:

- 33 nozzles (E 351), Ø 4 x 160 mm
- 33 clips for nozzles 4 x 160 mm (E 353)

* Clearance may be less, depending on type of glassware



O 187 upper basket/injector unit

- For narrow-necked laboratory glassware
- 34 injector nozzles
- Vertical clearance 170 mm
- H 250, W 531, D 475 mm
- Powder dispensing not possible

Supplied as standard with:

- 34 nozzles (E 351), Ø 4 x 160 mm
- 34 clips for nozzles 4 x 160 mm (E 353)

* Clearance may be less, depending on type of laboratory glassware



O 184 upper basket/injector unit with drying connector

- For items such as centrifuge tubes, phials, test tubes for fraction collectors or autosampler tubes
- 96 injector nozzles
- Vertical clearance 170 mm
- Connection for hot-air drying unit
- H 260 (468 with drying connector), W 531, D 475 mm
- Powder dispensing not possible

Supplied as standard with:

- 96 nozzles, Ø 2.5 x 110 mm with plastic support



U 874/1 lower basket/open front

- Open front
- For various inserts
- Clearance heights in combination with upper basket:
 - O 175 TA approx. 230 mm +/- 20 mm
 - O 184 approx. 205 mm +/- 20 mm
 - O 187 approx. 225 mm +/- 20 mm
 - O 188/2 approx. 270 mm +/- 20 mm
 - O 190/2 approx. 220 mm +/- 20 mm



U 175/1 lower basket/mobile injector unit

- For narrow-necked glassware
- 33 injector nozzles
- Vertical clearance approx. 170 mm
- Only in conjunction with O 175/O 187/O 184 upper baskets
- H 250, W 531, D 475 mm

Supplied as standard with:

- 33 nozzles (E 351), Ø 4 x 160 mm
- 33 x clips for nozzles (E 353), 4 x 160 mm
- 1 irrigation nozzle



U 184/1 lower basket/mobile injector unit

- For items such as centrifuge tubes, phials, test tubes for fraction collectors or autosampler tubes
- 96 injector nozzles
- Only in conjunction with O 175/O 187/O 184 upper baskets
- Vertical clearance 170 mm
- H 250, W 531, D 515 mm

Supplied as standard with:

- 96 nozzles 2.5 x 90 mm with plastic supports

Insert	PG 8535	PG 8536	Mat. no.	Art. no.
O 188/2	•	•	7333030	69.1188.02
O 190/2	•	•	7333050	69.1190.02
O 175 TA	•	•	3807410	69.1175.01
O 187	•	•	3881640	69.1187.01
O 184 TA	•	•	3807480	69.1184.01
U 874/1	•	•	6442940	69.1874.03
U 175/1	•	•	6439170	69.1175.03
U 184/1	•	•	6439180	69.1184.03

Inserts for test tubes, funnels, beakers, wide-necked glassware



E 105/1 insert 1/4

- As E 103, but for test tubes, max. 12 x 165 mm, incl. A 13 lid
- Mesh size 9 x 9 mm
- H 192 (212), W 200, D 320 mm

E 139/1 insert 1/4

- As E 103, but for test tubes, max. 12 x 200 mm, incl. A 13 lid
- Mesh size 9 x 9 mm
- H 223 (243), W 200, D 320 mm



E 149 insert 1/4

- For 80 test tubes, max. 16 x 105 mm, incl. A 13 lid
- 80 compartments, 18 x 18 mm
- Mesh size on base 8 x 8 mm
- Lid available from Spares Mat. no.: 05618390
- H 132 (152), W 200, D 320 mm



A 13 lid

- As replacement for E103, E104, E105 and E139 inserts
- Stainless steel
- 1 mm wire mesh
- 8 mm mesh gauge
- 4 mm all-round frame

E 103/1 insert 1/4

- For approx. 200 test tubes, max. 12 x 75 mm
- 6 compartments, incl. A 13 lid
- Mesh size 8 x 8 mm
- H 102 (122), W 200, D 320 mm


E 104/1 insert 1/4

- As E 103, but for test tubes, max. 12 x 105 mm, incl. A 13 lid
- Mesh size 8 x 8 mm
- H 132 (152), W 200, D 320 mm



AK 12 insert 1/2

- For funnels, beakers, wide-necked glassware, etc.
- H 67/127, W 225, D 442 mm



A 14 1/4 lid

- For AK 12 insert
- Stainless steel
- 7 x 7 mm perforations, 3 mm ridge
- H 20, W 210, D 210 mm

Insert	PG 8583	PG 8593	PG 8583 CD	PG 8535	PG 8536	Upper basket	Lower basket	Mat. no.	Art. no.
E 103/1	•	•	•	•	•	•	•	6907630	69.5103.02
E 104/1	•	•	•	•	•	•	•	6907640	69.5104.02
E 105/1	•	•	•	•	•		•	6907650	69.5105.02
E 139/1	•	•	•	•	•		•	6907660	69.5139.02
E 149	•	•	•	•	•	•	•	3808800	69.5149.01
A 13	•	•	•	•	•			3810200	69.7450.01
AK 12	•	•	•	•	•	•	•	3830510	69.5012.01
A 14	•	•	•	•	•	•	•	3981970	69.7450.02

Inserts for beakers, wide-necked glassware, measuring cylinders



E 106 insert 1/2 (illustrated)

- For wide-necked glassware, measuring beakers, etc.
- 10 spring hooks, H 175 mm
- 16 spring hooks, H 105 mm, spacing approx. 60 mm
- H 186, W 195, D 430 mm

E 106/1 insert 1/2

- 26 small spring hooks, H 105 mm, spacing approx. 60 mm
- H 116, W 195, D 410 mm

E 106/2 insert 1/2

- 13 large spring hooks, H 175 mm, spacing approx. 85 mm
- H 186, W 180, D 420 mm

E 109 insert 1/2 (illustrated)

- For 21 beakers up to 250 ml
- 21 x 3 spikes
- H 155, W 230, D 460 mm

E 110 insert 1/2

- For 10 beakers, 250 ml to 600 ml
- 10 x 3 spikes
- H 175, W 230, D 460 mm

E 111 insert 1/2

- For 8 beakers, 600 to 1,000 ml
- 8 x 3 spikes
- H 205, W 230, D 460 mm

E 144 insert 1/2

- For 18 beakers up to 250 ml
- 18 x 3 spikes
- H 131, W 200, D 445 mm

Insert	PG 8583	PG 8593	PG 8583 CD	PG 8535	PG 8536	Upper basket	Lower basket	Mat. no.	Art. no.
E 106	•	•	•	•	•		•	3808310	69.5106.01
E 106/1	•	•	•	•	•	•	•	3808320	69.5106.02
E 106/2	•	•	•	•	•		•	3808330	69.5106.03
E 109	•	•	•	•	•		•	3808360	69.5109.01
E 110	•	•	•	•	•		•	3808390	69.5110.01
E 111	•	•	•	•	•		•	3808420	69.5111.01
E 144	•	•	•	•	•	•	•	3808710	69.5144.01

Inserts for Petri dishes, watch glasses, micro-titre plates, etc.



- E 118 insert 1/1**
- For 38 Petri half-dishes, 100 mm
 - 38 holders, Height 70 mm
 - Spacing approx. 26 mm
 - H 120, W 460, D 445 mm



- E 136 insert 1/1**
- For 56 Petri half-dishes 100 mm
 - 56 holders, Height 70 mm
 - Spacing approx. 26 mm
 - H 145, W 485, D 445 mm



- E 137 insert 1/1 for E 136**
- For 56 Petri half-dishes 100 mm
 - 56 holders, Height 70 mm
 - Spacing approx. 26 mm
 - H 95, W 485, D 445 mm



- E 134 insert 1/2**
- For 210 slides
 - 210 compartments 26 x 11 mm
 - Wire gauge 3 mm
 - H 73, W 200, D 445 mm



- E 402 insert 1/2**
- For 44 Petri dishes, 80-125 mm
 - 23 supports, distance between supports 15 mm
 - H 53, W 200, D 445 mm



- E 403 insert 1/2**
- For 105 Petri dishes, 50-60 mm
 - 36 supports, distance between supports 9 mm
 - H 35, W 200, D 445 mm



- E 493 load carrier**
- For use in PG 8536
 - For 8 x E 494 inserts for micro-titre plates on 4 levels
 - To ensure optimum wash results, the lower spray arm should be replaced with the enclosed flange
 - Clearances from bottom:
 - Level 1: 70 mm
 - Level 2: 85 mm
 - Level 3: 85 mm
 - Level 4: 90 mm



- E 494 insert 1/2**
- For 5 micro-titre plates
 - H 35, W 205, D 440 mm

Insert	PG 8583	PG 8593	PG 8583 CD	PG 8535	PG 8536	Upper basket	Lower basket	Mat. no.	Art. no.
E 118	•	•	•	•	•	•	•	3830270	69.5118.01
E 136	•	•	•	•	•		•	3830280	69.5136.01
E 137	•	•	•	•	•		•	3830290	69.5137.01
E 134	•	•	•	•	•	•	•	3808600	69.5134.01
E 402	•	•	•	•	•	•	•	3830420	69.5402.01
E 403	•	•	•	•	•	•	•	3830430	69.5403.01
E 493					•			6570910	69.5493.01
E 494					•			6570920	69.5494.01



E 404/1 mobile injector unit

- For 38 pipettes in 3 rows:
Row 1: 10 pipettes 100 ml (length up to 550 mm), Spacing 20 mm,
Row 2: 14 pipettes 25 ml Spacing 26 mm
Row 3: 14 pipettes 10 ml Spacing 26 mm
- Without holder for ML/2 magnetic strip for automatic mobile unit recognition/spray arm sensing



E 405/1 mobile injector unit with drying connection

- As E 404/1
- Connection for hot-air drying unit
- With holder for ML/2 magnetic strip for automatic mobile unit recognition/spray arm sensing



E 406 mobile injector unit

- For 116 pipettes up to 450 mm
- Compartment size 16 x 16 mm
- Complete with retaining frame, height 150 mm
- Without holder for ML/2 magnetic strip for automatic mobile unit recognition/spray arms sensing



E 408 mobile injector unit with drying connection

- As E 406 but for 96 pipettes
- Connection for hot-air drying unit
- With holder for ML/2 magnetic strip for automatic mobile unit recognition/spray arm sensing

Insert	PG 8535	PG 8536	Mat. no.	Art. no.
E 404/1	•	•	6727910	69.5404.02
E 405/1 TA	•	•	6727920	69.5405.02
E 406	•	•	3810110	69.5406.01
E 408 TA	•	•	3810130	69.5408.01



- E 355 mobile injector unit 1/2**
- For narrow-necked glassware
 - 16 injector nozzles
 - One half vacant for other inserts

Supplied as standard with:

- 7 x E 351 injector nozzles, Ø 4.0 x 160 mm
- 7 x E 353 clips for nozzles, 4.0 x 160 mm
- 9 x E 352 injector nozzles, Ø 6.0 x 220 mm
- 9 x E 354 clip for nozzles, 6.0 x 220 mm
- 1 x rinse nozzle for door powder dispenser



- E 385 mobile injector unit 1/2 with drying connection**
- As per E 355, but with connection for hot air drying unit
 - 16 injector nozzles
 - Holder for ML/2 magnetic strip for automatic mobile unit recognition

Supplied as standard with:

- 7 x E 351 injector nozzles, Ø 4.0 x 160 mm
- 7 x E 353 clips for nozzles, 4.0 x 160 mm
- 9 x E 352 injector nozzles, Ø 6.0 x 220 mm
- 9 x E 354 clip for nozzles, 6.0 x 220 mm
- 1 x rinse nozzle for door dispenser



- E 340 mobile injector unit 1/2**
- For narrow-necked glassware
 - 19 injector nozzles
 - One half vacant for other inserts

Supplied as standard with:

- 3/3/3 nozzles, Ø 4.0 x 140/160/180 mm
- 3/3/4 nozzles, Ø 6.0 x 200/220/240 mm
- 1 x rinse nozzle for door powder dispenser



- E 350 mobile injector unit 1/1**
- For narrow-necked glassware
 - 33 injector nozzles

Supplied as standard with:

- 15 x E 351 injector nozzles, Ø 4.0 x 160 mm
- 15 x E 353 clips for nozzles, 4.0 x 160 mm
- 18 x E 352 injector nozzles, Ø 6.0 x 220 mm
- 18 x E 354 clips for nozzles, 6.0 x 220 mm
- 1 x rinse nozzle for door powder dispenser



- E 380 mobile injector unit 1/1 with drying connection**
- As E 350 but with 32 nozzles/clips
- Connection for hot-air drying unit

Supplied as standard with:

- 14 x E 351 injector nozzles, Ø 4.0 x 160 mm
- 14 x E 353 clips for nozzles, 4.0 x 160 mm
- 18 x E 352 injector nozzles, Ø 6.0 x 220 mm
- 18 x E 354 clips for nozzles, 6.0 x 220 mm
- 1 x rinse nozzle for door powder dispenser



- E 329 mobile injector unit 1/1**
- For narrow-necked glassware
 - 39 injector nozzles

Supplied as standard with:

- 4/5 nozzles, Ø 2.5 x 90/110 mm
- 5/5/5 nozzles, Ø 4.0 x 140/160/180 mm
- 5/5/5 nozzles, Ø 6.0 x 200/220/240 mm
- 1 x rinse nozzle for door powder dispenser



- E 414 mobile injector unit 1/1 with drying connection**
- As E 329, but with 37 nozzles
- Connection for hot-air drying unit
 - With holder for ML/2 magnetic strip for automatic mobile unit recognition/spray arm sensing

Supplied as standard with:

- 4/3 nozzles, Ø 2.5 x 90/110 mm
- 5/5/5 nozzles, Ø 4.0 x 140/160/180 mm
- 5/5/5 nozzles, Ø 6.0 x 200/220/240 mm
- 1 x rinse nozzle for door powder dispenser



- E 331 mobile injector unit 1/1**
- For butyrometers
 - 39 injector nozzles

Supplied as standard with:

- 39 SD-B injector nozzles for butyrometers
- 1 x rinse nozzle for door powder dispenser

Insert	PG 8535	PG 8536	Mat. no.	Art. no.
E 355	•	•	3809560	69.5355.01
E 385 TA	•	•	3809930	69.5385.01
E 340	•	•	3809410	69.5340.01
E 350	•	•	3809490	69.5350.01
E 380 TA	•	•	3809880	69.5380.01
E 329	•	•	3809340	69.5329.01
E 414 TA	•	•	3810190	69.5414.01
E 331	•	•	3809350	69.5331.01



E 336 irrigation sleeve

- Plastic, with screw fitting
- For pipettes (max. length 445 mm) in injector mobile units
- Ø 11 mm
- Length 121 mm



E 351 injector nozzle

- For injector mobile unit
- For combination with E 353
- Ø 4 x 160 mm, screw thread

E 352 injector nozzle

- For injector mobile unit
- For combination with E 354
- Ø 6 x 220 mm, screw thread

E 353 clip for nozzle

- For E 351 injector nozzle
- Height-adjustable
- Ø 4 x 160 mm

E 354 clip for nozzle

- For E 352 injector nozzle
- Height-adjustable
- Ø 6 x 220 mm

E 470 injector nozzle with clip

- For injector mobile unit
- Ø 2.5 x 90 mm, screw thread



Injector nozzle with plastic support

ID 90

- Ø 2.5 x 90 mm

ID 110

- Ø 2.5 x 110 mm

ID 140

- Ø 4 x 140 mm

ID 160

- Ø 4 x 160 mm

ID 180

- Ø 4 x 180 mm

ID 200

- Ø 6 x 200 mm

ID 220

- Ø 6 x 220 mm

ID 240

- Ø 6 x 240 mm



SD-B injector nozzle for butyrometers

- For E 331 mobile unit
- L 240 mm incl. thread, 4 x 140 mm plus welded, compressed nozzle, 1.5 x 100 mm
- Ø 6 x 240 mm



E 362 blanking screw


- M 8 x 1 thread, to close connectors on load carriers



TK/1 test kit

- Test to detect protein and verify cleaning results
- Contents sufficient for 48 tests
- With code strips for reflectometer (reflectometer not provided)
- Via Spares (Part no. 6157330)

Accessories	PG 8583	PG 8593	PG 8583 CD	PG 8535	PG 8536	Mat. no.	Art. no.
E 336	•	•	•	•	•	3809390	69.7336.01
E 351	•	•	•	•	•	3809500	69.7351.01
E 352	•	•	•	•	•	3809510	69.7352.01
E 353	•	•	•	•	•	3809530	69.7353.01
E 354	•	•	•	•	•	3809540	69.7354.01
E 470	•	•	•	•	•	5701580	69.5470.01
ID 90	•	•	•	•	•	3810320	69.7090.01
ID 110	•	•	•	•	•	3810330	69.7110.01
ID 140	•	•	•	•	•	3810340	69.7140.01
ID 160	•	•	•	•	•	3810350	69.7160.01
ID 180	•	•	•	•	•	3810360	69.7180.01
ID 200	•	•	•	•	•	3810380	69.7200.01
ID 220	•	•	•	•	•	3810390	69.7220.01
ID 240	•	•	•	•	•	3810400	69.7240.01
SD-B	•	•	•	•	•	3583540	69.7080.01
E 362	•	•	•	•	•	3809630	69.7362.01
TK/1	Test kit for protein detection					6157330	Available from




A 2 cover net 1/2

- Plastic-coated metal frame with plastic netting
- For 1/2 inserts
- 216 x 456 mm




A 6 cover net 1/2

- Stainless-steel frame with polyamide mesh
- Particularly resilient and durable
- 215 x 445 mm



A 5 cover

- Stainless-steel frame with plastic net (material quality PA 12)
- For O and U 184, E 747, E 947
- H 8, W 280, D 280 mm



A 11/1 insert 1/1 underframe

- With perforations 7 x 7 mm
- For upper or lower basket
- Stainless steel
- W 429, D 429 mm


A 3 cover net 1/4

- Plastic-coated metal frame with plastic netting
- For 1/4 inserts
- 206 x 206 mm



A 12/1 insert 1/2 underframe

- With perforations 7 x 7 mm
- For upper or lower basket
- Stainless steel
- W 429, D 224 mm



E 319/3 insert 1/1

- Surface filter for coarse soil
- Contains soiling e.g. labels from laboratory glassware, glass splinters etc.
- W 500, D 488 mm

Accessories	PG 8583	PG 8593	PG 8583 CD	PG 8535	PG 8536	Mat. no.	Art. no.
A 2	•	•	•	•	•	3830460	69.5002.01
A 3	•	•	•	•	•	3830470	69.5003.01
A 5	•	•	•	•	•	5637190	69.5005.01
A 6	•	•	•	•	•	7217650	69.5006.01
A 11/1	•	•	•	•	•	6629660	69.5011.02
A 12/1	•	•	•	•	•	6629670	69.5012.03
E 319/3	•	•	•	•	•	6477070	69.5319.04



Retrofittable spray arm with magnet

- For spray arm sensing function with retrofittable magnetic spray arms on PG 8535, PG 8536 on baskets/inserts without magnetic spray arms.



ML/2 magnetic strip

- Magnetic strip for automatic load carrier recognition
- Magnetic strip is required for spray arm sensing on PG 8535 and PG 8536
- 5 magnets, configurable
- 15 possible combinations



Ethernet module XKM 3000 L Med

- Communication module for connection to Segosoft Miele Edition or other process documentation software
- Ring buffer for up to 30 process protocols and 2 graphic protocols
- No additional components needed for direct or network connection
- Supports DHCP (Dynamic Host Configuration Protocol) facilitating automatic selection of network parameters

- Pre-configured for use of Remote Vision, enabling machine to automatically report faults
- Baud rate: 10/100 Mbit/s
- Length of supply lead: 1.5 m
- Cable can be extended
- Optional for models PG 858x, PG 859x and PG 858x CD.



Serial module XKM RS232 10 Med

- Standard communication module for connection to Segosoft Miele Edition USB kit or PRT 100 protocol printer
- Ring buffer for max. 25 cycle protocols
- Adapts protocol length between short and long to customer requirements
- Baud rate: max. 38 kBits
- Supply cable length: 1.5 m
- Cable extension to total length of 15 m possible
- Optional for models PG 858x, PG 859x and PG 858x CD.

UBS 1 conversion kit (not illustrated)

For load carriers for G 78 model series with drying connection

UBS 2 conversion kit (not illustrated)

For load carriers and upper baskets for G 78 model series without drying connection (not illustrated)

UBS 3 conversion kit (not illustrated)

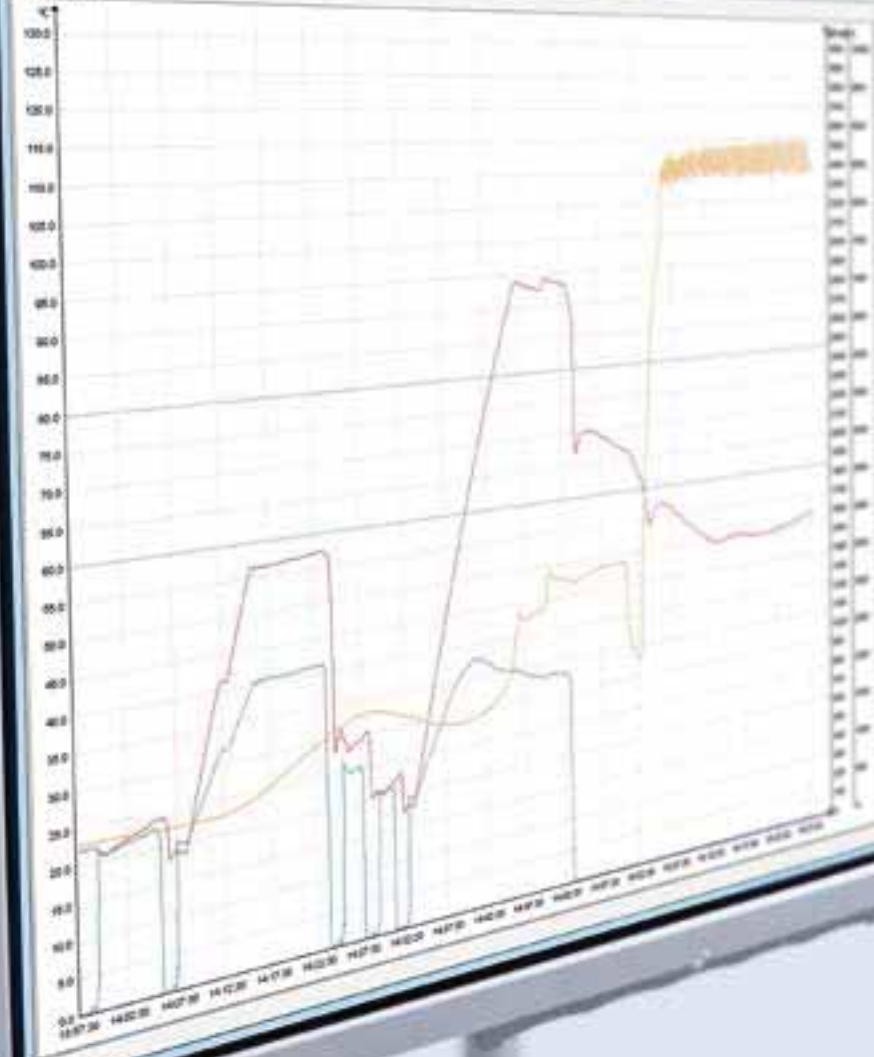
For load carriers without drying connection, welded pipe

Accessories	Mat. no.	Art. no.
Magnetic spray arm 1 for O 188/2, O 190/2	7349850	69.1135.01
ML/2 for PG 8535 and PG 8536	5723270	69.7457.03
Ethernet module XKM 3000 L Med	09902230	68.8221.01
XKM RS232 10 Med serial module	09960330	68.8220.01
UBS 1 conversion kit	10131090	69.2150.14
UBS 2 conversion kit	10131100	69.2150.15
UBS 3 conversion kit	10131110	69.2150.16

SegoSoft - [Aufzeichnung: Demo - Zyklus beendet]

Datei Bearbeiten Ansicht Archiv Diagramm Aufzeichnung Geräte Extras Fenster ?

Chart Report



The table on the right side of the screen is a data log or report. It has multiple columns and rows. The columns likely represent different parameters or sensors, and the rows represent time intervals. The data is organized in a structured format, possibly for analysis or reporting. The table is partially obscured and difficult to read, but it appears to contain numerical data corresponding to the graph's x-axis.

Fach:

Gap-free documentation – A systematic approach to certificated safety

The reproducible documentation of reprocessing not only gives laboratories the peace of mind of knowing that they are on the right side of the law. It also facilitates the protocolling of individual process stages for detailed analysis later and therefore lends itself to particularly effective quality management – a real benefit with respect to safety.

Segosoft® Miele Edition



Customised documentation options

Various documentation solutions can be implemented, catering for the individual needs of laboratories and technical standards on site. The heart and soul of the documentation system is Segosoft Miele Edition software. Meticulously crafted to take on board everyday laboratory needs, this software guarantees the reproducible, manipulation-proof and legally valid documentation of equipment reprocessing.

SegoSoft Miele Edition 7

Segosoft Miele Edition 7 is currently the only process documentation software in the medical sector to carry the stamp of approval of the German Federal Office for Information Security (BSI) according to Common Criteria. This certification represents an endorsement of high security standards and data trustworthiness from an independent state authority according to internationally accepted criteria.

Segosoft 7 represents certified software and a future-proof product. This approach is both holistic and comprehensive and unique in the field, offering updates, complete technical and user support by e-mail, telephone and remote maintenance by Miele's partner company Comcotec.

Electronic documentation: Direct connection between PC and machine.

Miele lab washers are connected direct by cable to a computer on which documentation software is installed. This can be a separate computer in the room where reprocessing takes place or a computer installed in a neighbouring room.

Electronic documentation: Network connection

The washer-disinfector is connected to the laboratory's own computer, for instance a PC, running documentation software. After transmission, protocolled data can be archived for future reference.

Electronic documentation using USB stick

Process data from a lab washer can be saved to a USB stick for subsequent transfer to a computer where the appropriate documentation software is installed.

Process documentation via printer

Process data output via receipt printer in laboratory. Long-term archiving is performed by filing the printouts.





Electronic documentation: Direct connection between PC and machine
The Miele washer-disinfector is connected direct by cable to a computer (netbook, laptop or PC) on which documentation software is installed.

PC location:
Laboratory or alternative use of existing PC in neighbouring room

Machine connection:
Connection via serial cable (Option 1) or network cable (Option 2), depending on machine interface



Electronic documentation: connection to laboratory network
The washer-disinfector is connected to the laboratory's own computer, for instance a PC, running documentation software.

Machine connection:
Connection via network converter (Option 3) or network cable (Option 4), depending on machine interface



Electronic documentation using USB stick
Process data from lab washers can be saved to a USB stick for subsequent transfer to documentation software.



Process documentation via printer
Process data output via receipt printer for manual filing.

Product	Mat. no.	Art. no.
SegoSoft Miele Edition (initial licence) ¹	10019070	68.8120.02
SegoSoft Miele Edition (additional licence) ¹	10019160	68.8130.02
SegoSoft Miele Edition, USB ¹	10019220	68.8110.08
Bracket for USB module, Net500 network converter, Serial Industrial Converter	9573570	68.8110.04
Connection cable, serial, length 3 m (Type 1)	7951420	68.8152.01
Connection cable, serial, length 3 m (Type 2)	7951410	68.8151.01
USB serial adapter cable	7951460	68.8156.01
Serial Industrial Converter (2 x serial, 1 x USB, galvanic separation; for serial direct connection of 2 machines)	9574000	68.8156.02
Extension cable 3 m (Type 3) for connection cable Type 1 or Type 2	7951430	68.8153.01
Extension cable 5 m (Type 4) for connection cable Type 1 or Type 2	7951440	68.8154.01
Extension cable 10 m (Type 5) for connection cable Type 1 or Type 2	7951450	68.8155.01
Gender changer adapter*	7986870	68.8155.06
Network converter Net500 (RS 232 to RJ45 network)	9687440	68.8159.02
Network cable, length 3 m (network connection) (Type 6)	7951470	68.8157.01
Network cable, length 5 m (network connection) (Type 7)	7951480	68.8157.05
Network cable, cross-over, 3 m (direct PC link) (TYPE 8)	7951490	68.8158.01
Network cable, cross-over, 5 m (direct PC link) (TYPE 9)	7951500	68.8158.05
PRT 100 protocol printer	7951540	68.8170.01
Printer cable for PRT 100 printer	6095260	68.8172.01
Adapter for PRT 100 printer cable	9573970	68.8155.07
Printer cartridge for PRT 100	9063390	68.8170.02
Paper rolls for PRT 100, 5 off, width 57 mm	9063410	68.8170.03
RJ 45 connector	7076891	

¹Recommended additional service: Service card (software maintenance/support)



SegoSoft Miele Edition:
Process documentation software for use in direct PC connections or network connections

Scope

- Software CD*, Comfort Plus software package, installation instructions, licence card for 1 machine
- Optional: Additional licence for further units (cf. additional licence)

Max. number of connections

- Serial connection: 4 machines
- Network connection: Any number of machines

Data transmission

- Direct connection of machine and PC or machine and laboratory network (Options 1-4)

Machine compatibility:

- Miele machines
- Machines from other manufacturers on request



Segosoft Miele Edition: USB solution

Process documentation software for data transfer using USB stick

Scope

- Complete package for 1 machine: Software CD*, Comfort Plus software package, installation instructions, USB data logger module incl. 230 V converter, 1.4 m supply lead, serial interface cable for connecting machine and data logger (cable length: 3 m) USB stick

- Dimensions (H x L x W): 31 x 90 x 109 mm

Machine compatibility:

- Miele washer-disinfectors with Novotronic controls (G 7883 CD, G 7893 CD), washer-disinfectors with TouchControl (PG 8583, PG8593, PG 8583 CD)



Connection cable (Type 1)
3 m serial connection cable

For use on:

- PC direct connection Option 1 Connection of PC to machine via serial interface
- Network connection Option 3 Connection of serial machine interface with Net 500 network converter

Machine compatibility:

- Miele washer-disinfectors
- G 7883 CD, G 7893 CD, PG 8583, PG 8593, PG 8583 CD

Connection cable (Type 2)
3 m serial connection cable

For use on:

- PC direct connection Option 1 Connection of PC to machine via serial interface
- Network connection Option 3 Connection of serial machine interface with Net 500 network converter



SegoSoft Miele Edition: Additional licence

- Additional licence for documentation software with Comfort Plus software package:
- Additional licence for connection of 2 or more machines

Scope

- Licence card

*** System requirements for all software systems**

- CPU rate of at least 1.6 GHz, 2,0 GHz or higher recommended
- SVGA graphics with 1024 x 768 pixels, 17" monitor or larger
- Memory at least 1 GB, 4 GB recommended
- 1 GB free memory, 10 GB or higher recommended
- CD/DVD-ROM drive for installation
- Min. 2 USB ports, 3 recommended, network interface

Operating systems:

- Windows 7 Professional, Windows 8.1
- Adobe Acrobat Reader, Version 6.0.2 or higher, Version 9.0 or higher recommended

Additional services mandated by Miele Service Partner:

Service Card and appropriate services

- Update of digital signature extending legal validity by 2 years
- Telephone support, software updates for 1 year
- Flat-rate fee per surgery

Note: Legal validity of digital signature in Segosoft Miele Edition expires 2 years after installation. An extension of the legal validity of the digital signature is charged to clients. (Flat-rate fee per laboratory computer: € 215)



Net500 network converter

- Connection of machines with serial interface to a laboratory network (network connection as per Option 3)
- Converts serial data (RS 232) to network protocol (TCP/IP)

Scope

- Transformer/rectifier unit
- Supply lead length 1.4 m
- Dimensions (H x L x W): 31 x 90 x 109 mm

Connection cable for Net500

- Machine cable: Serial connection cable (Type 1 or 2, depending on machine) for connection of Net500 to machine
- Network cable: (Type 6 or 7, depending on required length) for connection of Net500 to laboratory network



Network cable Type 6 and Type 7 for network connection

For use on:

- Option 3: For connection of Net500 network converter to laboratory network
- Option 4: Connection of one machine with network interface to laboratory network
- Network cable 3 m (Type 6)
- Network cable 5 m (Type 7)



Network cable Type 8 and Type 9 for PC direct connection

For use with Option 2:

For connection of machine to PC via network

- Network cable, cross-over, 3 m (Type 8)
- Network cable, cross-over, 5 m (Type 9)



Extension cable Types 3-5 for connection cable Type 1/2

- For extension of connection cables Type 1 and 2
- Extension cable, serial, 3 m (TYPE 3)
- Extension cable, serial, 5 m (TYPE 4)
- Extension cable, serial, 10 m (TYPE 5)

Machine compatibility:

- For use with all models with serial interface



PRT 100 protocol printer

- Printer for printing process protocols
 - Ink-jet printer with indelible ink
- Machine compatibility:**
- All Miele washer-disinfectors
 - Miele PG 8583, und PG 8593 and PG 8583 CD washer-disinfectors only in conjunction with XKM RS232 10 Med serial communication module

Printer cable for printer

PRT 100

- Printer cable length: 15 m
- Cable to be ordered separately

Cartridges, paper rolls

- Printer cartridge for PRT 100
- Paper rolls, for PRT 100, 5 off



Serial Industrial Converter

- For serial connection of max. 2 Miele washer-disinfectors
- USB connection between Serial Industrial Converter and PC
- Galvanic separation of all connections

Scope

- Transformer/rectifier unit
- Supply lead length 1.4 m
- USB cable 0.5 m

Machine compatibility:

- Miele washer-disinfectors G 7883 CD, G 7893 CD
- Dimensions (H x L x W): 31 x 90 x 109 mm
- Machines from other manufacturers on request

Process documentation, Documentation options



	Direct PC connection	Network connection	Documentation via USB	Printer
Documentation: Process protocol	•	•	•	•
Documentation: Temperature/pressure charts	•	•	–	–
Documentation: Routine checks	•	•	•	–
Documentation: Maintenance	•	•	•	–
Advanced digital signature with user reference	•	•	•	–
Manual approval with signature	–	–	–	•
Digital approval with user name/password	•	•	•	–
Convenience of short distances within laboratory	+++	++	+	++
Paperless filing	•	•	•	–
Data backup function, e.g. on server	•	•	•	–

• = available – = not available + = evaluation scale

Process documentation							
		Direct connection between PC and machine		Connection via laboratory network		Documentation using USB stick	Printer
		Option 1:	Option 2:	Option 3:	Option 4:		
		Connection of PC to machine via serial interface	Connection of PC to machine via machine network interface	Network connection to machine with serial interface	Network connection to machine with machine network interface		
		e.g. Miele G 78xx washer-disinfectors	e.g. Miele washer-disinfector PG 85xx (with XKM 3000 L Med)	e.g. Miele G 78xx washer-disinfectors		e.g. Miele G 78xx, PG 85xx washer-disinfectors (with XKM RS232 10 Med)	
Software	Mat. no.						
Segosoft Miele Edition ¹ (initial licence)	10019070	X	X	X	X		
Segosoft Miele Edition (additional licence) ¹	10019160	Optional	Optional	Optional	Optional		
SegoSoft Miele Edition, USB ¹	10019220					X	
Hardware							
Connection cable Type 1, serial, 3 m	7951420	X (Type 1 or Type 2, depending on machine type, cf. P. 24)		X (Type 1 or Type 2, depending on machine type, cf. P. 24)			
Connection cable Type 2, serial, 3 m	7951410						
Serial Industrial Converter	9574000	X					
Extension cable Type 3, 3 m for connection cable Type 1 or Type 2	7951430	Optional					
Extension cable Type 4, 5 m for connection cable Type 1 or Type 2	7951440	Optional					
Extension cable Type 5, 10 m for connection cable Type 1 or Type 2	7951450	Optional					
Network converter Net500 (RS 232 to RJ45 network)	9687440			X			
Network cable Type 6, 3 m (network connection)	7951470			X (Type 6 or 7, depending on required length. Machine type, cf. P. 42)	X (Type 6 or 7, depending on required length. Machine type, cf. P. 42)		
Network cable Type 7, 5 m (network connection)	7951480						
Network cable Type 8, cross-over, 3 m (PC direct connection)	7951490		X (Type 8 or 9, depending on required length. Machine type, cf. P. 42)				
Network cable Type 9, cross-over, 5 m (PC direct connection)	7951500						
PRT 100, protocol printer, serial interface	7951540						X
Printer cable 15 m, serial for PRT100 printer	6095260						X

X = required, ¹Recommended additional service: Service card, software maintenance





G 7825 washer-disinfector

Miele washer-disinfectors, fitted with various mobile injector units, baskets and inserts, for analytically pure results on glassware in research and production and in other analytical fields including microbiology and biotechnology.

G 7825 washer-disinfector

- Width 900 mm
- Freely programmable PROFITRONIC controls
- Bottom-hinged door


G 7825	Features	Mat. no.	Art. no.
Electric AE PT EL AV	Stainless-steel casing, Profitronic controls, electrical connection, dump valve	5267200	62.7825.20
AE TA PT EL AV	Stainless-steel casing, hot-air drying unit, Profitronic controls, electrical connection, dump valve	5277520	62.7825.21
AE TA BO PT EL AV	Stainless-steel casing, hot-air drying unit, boiler, Profitronic controls, electrical connection, dump valve	5277530	62.7825.22
AE TA PT EL AP	Stainless-steel casing, hot-air drying unit, Profitronic controls, electrical connection, drain pump	5544310	62.7825.24
AE TA GS PT EL AP	Stainless-steel casing, hot-air drying unit, glass door, Profitronic controls, electrical connection, drain pump	5769820	62.7825.27
AE TA BO PT EL AP	Stainless-steel casing, hot-air drying unit, boiler, Profitronic controls, electrical connection, drain pump	5430590	62.7825.25
Steam AE BO PT D AV	Stainless-steel casing, boiler, Profitronic controls, steam heating, dump valve	5267170	62.7825.10
AE TA BO PT D AP	Stainless-steel casing, hot-air drying unit, boiler, Profitronic controls, steam heating, drain pump	5430620	62.7825.15




- DK 25**
Steam condenser/heat exchanger
- For G 7825 with water cooling (only dehumidified air should be vented to air conditioning system)
 - No water consumption when connected to on-site cooling water circuit, max. water pressure 8 bar
 - Or cold water supply (water consumption)
 - On-site installation
 - Reduction of air discharge temperature to approx. 30-35°C
 - Reduction in relative humidity to approx. 60-70%

- MAV 25**
Installation kit/Top-box panelling for steam condenser
- Service hatches, with lock, for both sides of diaphragm wall, stainless steel
 - Ventilation grille on the infeed side
 - Diaphragm wall panelling between the top of the top-box panelling and the ceiling must be provided on site
 - H 430, W 900, D 750 mm

- MVA**
MVA Installation kit/Floor anchors
- 4 feet, fittings, plugs
 - Required when machine is installed without SBW/2



- SBW/2**
Plinth/floor tray
- Frame with integrated stainless-steel floor tray
 - Cut-outs for steam and plumbing connections, dump valve, dual drain valve and floor tray drain
 - Appropriate panelling can be provided on site for machines installed in a row.
 - Plinth fascia (front and rear) with 8 mm recess, flush at sides
 - H 100, W 900, D 734 mm



- SBWR/2**
Plinth/drip tray, on castors for G 7825
- Castors allow machine to be pulled forward for servicing
 - for G 7825 with drain pump
 - Utility supply access through ceiling
 - H 100, W 900, D 734 mm



- PRT/1**
Printer for process documentation
- 6-needle printer and RS 232 serial interface
 - Paper width: 58 mm
 - Can be fitted on infeed side
 - Recording of following parameters during programme: Date and Mach. no., Prog. no., prog. name, starting and finishing time, dispensing concentration, dispensing temperature and pumps 1-4, target temperature reached (wash/dry) with times, all faults (e.g. 'water inlet'), all incidents of manual intervention (start, stop, power outage)
 - Meets process parameters with respect to temperature and holding time

Accessories	Features	Mat. no.	Art. no.
SBW/2	Plinth/drip tray for G 7825	5238130	69.3710.02
SBWR/2	Plinth/drip tray, on castors for G 7825	5653130	69.3710.04
PRT/1	Printer for process documentation	5400800	69.2211.02
DK 25	Heat-exchanger steam condenser	6600620	69.2300.05
MAV 25	Top-box panelling kit for G 7825	6600590	69.2100.08
MVA	Anchoring kit for G 7825	5318010	69.2100.04

Lab washer	G 7825 (1 door)
Front-loading unit with bottom-hinged door	•
Single/multiple installations	•
Freshwater system, max. temperature 93°C	•
Direct mobile unit docking for cleaning and drying of lumened instruments	•
2 Circulation pumps [Qmax. l/min]	300/400*
Controls/Programmes	
PROFITRONIC, freely programmable	•
64 programme slots	•
Electric door lock	•
Peak-load negotiation	•
Serial interface for process documentation	•
Magnetic strip for automatic load carrier recognition	•
Remote service enabled	•
Water connections	
1 x cold water, 2–10 bar flow pressure (200–1000 kPa) (max. 4°dH)	•
1 x hot water, 2–10 bar flow pressure (200–1000 kPa) (max. 4°dH)	•
1 x demineralised water, 2–10 bar flow pressure (200–1000 kPa)	•
3 inlet hoses ½" with ¾" threaded union	•
Drain valve DN 50, odour trap to be provided on site	•
2 drain pumps DN 22, odour trap to be provided on site	o
Electrical connection: Electric heating	
3 N AC 400 V 50 Hz	•
Heating [kW]	9
Circulation pump [kW]	0.3/0.7*
Total rated load w/o TA [kW]	10
Total rated load with electric TA [kW]	10
Fuse rating [A]	3 x 16
Electrical connection: Steam heating	
3 N AC 400 V 50 Hz	•
Circulation pump [kW]	0.3/0.7*
Total rated load w/o TA [kW]	1.65
Total rated load with electric TA [kW]	9
Fuse rating [A]	3 x 16
Steam connection G ½" (DN 15)	•
Operating pressure 250–1000 kPa (electric drying unit)	•
Operating pressure 600–800 kPa (steam-heated drying unit)	•
Compressed air connection 600–1200 kPa	•
Electrical connection: Steam/Electric (convertible)	
3 N AC 400 V 50 Hz	•
Heating [kW]	9
Circulation pump [kW]	0.3/0.7
Total rated load with electric TA [kW]	10
Fuse rating [A]	3 x 16
Steam connection G ½" (DN 15)	•
Operating pressure 250–1000 kPa (electric drying unit)	•
Compressed air connection 600–1200 kPa	•

* Spray arms / direct docking

Lab washer	G 7825 (1 door)
Dispenser systems	
1 x DOS 10/30 dispenser pump for liquid acidic agents	•
1 x DOS 60/30 dispenser pump for liquid detergent	•
2 x 10 l supply canisters	•
Space for 3 x 5 l supply canisters	•
Connection options (retrofitable by Service)	
DOS 10/30 dispenser pump for neutralising agent	o
DOS 60/30 dispenser pump for detergent/chemical disinfectant	o
Drying unit/side-channel compressor	
Fan [kW]	2 x 0.9
Heater bank, depending on model [kW]	2 x 3.6
Total rated load, depending on model [kW]	9
Air throughput [m³/h]	250
Temperature selection in 1° increments [°C]	60–115
Time selection in 1-minute increments	1–240
2 x pre-filters EU 4, filter rating > 95%, filter life 200 h	•
4 particulate/HEPA filters H 13, filter rating > 99.95% (DIN EN 1822-1998), filter life 500 h	
Dimensions/Weight	
External dimensions H incl. plinth tray [mm]	1974
External dimensions H incl. plinth tray and top-box panelling [mm]	2404
External dimensions W/D [mm]	900/750
Useable cabinet dimensions H/W/D [mm]	683/541/610
Overall cabinet dimensions H/W/D [mm]	900/567/610
Docking height above floor (with plinth) [mm]	850
Weight [kg], depending on model, approx.	360
Casing	
Stainless steel (AE)	•
Test certificates	
VDE, VDE-EMC, IP X1, CE 0366	•

• = standard, o = Optional, – = Not available

Mobile units and modules for laboratory glassware for G 7825



E 741/1 load carrier with drying connection (empty)

- For modules on 1-4 levels.
- Depending on the size of the glassware, up to 3 modules can be accommodated
- Water and drying air enters via a direct docking system and adapters.
- Clearances:
Level 1 to upper edge: 605 mm
Level 2 to upper edge: 405 mm
Level 3 to upper edge: 267 mm
Level 4 to upper edge: 197 mm
- H 680, W 530, D 600 mm



E 742 module frame with spray arm

- For use in E 741/1 mobile injector unit
- H 112, W 492, D 496 mm



E 743 injector module

- For narrow-necked glassware 100–500 ml
- 36 nozzles (E 351) 4 x 160 mm with clips (E 353)
- H 190, W 492, D 496 mm



E 744 injector module

- For narrow-necked glassware 500–1000 ml
- 16 nozzles (E 352) 6 x 220 mm with clips (E 354)
- H 250, W 492, D 496 mm



E 752 injector module

- For narrow-necked glassware 100–1000 ml
- 12 nozzles (E 351) 4 x 160 mm with clips (E 353)
- 13 nozzles (E 352) 6 x 220 mm with clips (E 354)
- H 260, W 492, D 496 mm



E 755 injector module

- For narrow-necked glassware 25–100 ml
- 36 nozzles (E 470), 2.5 x 90 mm with holders
- H 130, W 492, D 496 mm

Mobile injector units/modules	Mat. no.	Art. no.
E 741/1 TA	6070360	69.5741.02
E 742	5848320	69.5742.01
E 743	5555250	69.5743.01
E 744	5555260	69.5744.01
E 752	5647640	69.5752.01
E 755	5701590	69.5755.01

Mobile units and modules for laboratory glassware, accessories for G 7825



E 757 mobile unit with drying connection

- For 1-6 large-volume laboratory glassware items
- 6 nozzles
- Height-adjustable frame with 6 short and 4 long supports. Supports can be adjusted to diameter of glassware.
- Max. height above star support: 610 mm
- H 346, W 530, D 600 mm



E 745/1 injector module

- For 104 pipettes up to 540 mm
- Holder frame
- Compartment size 16 x 16 mm
- H 288, W 492, D 496 mm



E 746 injector module

- For 23 pipettes held diagonally
- For 10 pipettes up to 560 mm and 13 Pipettes up to 490 mm
- Holders spaced 20 mm or 26 mm apart
- H 330, W 492, D 496 mm



E 747 injector module

- 104 injector nozzles for centrifuge tubes, phials and test tubes, fraction sampler tubes
- 104 nozzles 2.5 x 110 mm
- H 168, W 492, D 496 mm



MF/3 Mieltransfer trolley

- Trolley to simplify handling of mobile injector units
- Footswitch-operated height-adjustment mechanism
- 2 lockable wheels
- Docking height 751 mm, +/- 100 mm
- H 1182, W 660, D 807 mm, +/- 100 mm



ML Magnets

- For automatic mobile unit recognition.
- 15 codes selectable
- 6 magnets supplied for use on magnetic strip attached to mobile injector unit



TK/1 Test Kit

- Test to detect protein and verify cleaning results
- Contents sufficient for 48 tests
- With code strips for reflectometer (reflectometer not included)
- Via Spares (Part no. 6157330)

DOS 10/30 (not illustrated) Retrofittable dispenser pump

- For liquid agents, 10 ml/30 secs.
- Complete with hoses and siphon (330 mm) for 10 l canisters

DOS 60/30 (not illustrated) Retrofittable dispenser pump

- For liquid disinfectant or detergent, 60 ml/30 secs.
- Complete with hoses and siphon (330 mm) for 10 l canisters

Mobile injector units/modules		Mat. no.	Art. no.
E 757 TA		5746290	69.5757.01
E 745/1		6233580	69.5745.02
E 746		5555280	69.5746.01
E 747		5464630	69.5747.01

Accessories	Features	Mat. no.	Art. no.
MF/3	Mieltransfer trolley	6392900	69.2001.07
ML	6 magnets for magnetic strip	5267440	69.7457.02
TK/1	Test kit for protein detection	6157330	
DOS 10/30	Dispenser pump can be fitted	5267410	69.2250.02
DOS 60/30	Dispenser pump can be fitted	5267420	69.2250.03



PG 8527 washer-disinfector

Miele washer-disinfectors, fitted with various mobile injector units, baskets and inserts, for analytically pure results on glassware in research and production and in other analytical fields including microbiology and biotechnology.

PG 8527 washer-disinfector

- Width 1,150 mm
- Dump valve
- Cabinet DIN 1.4301 (AISI 304) grade stainless steel
- Stainless-steel doors
- 2 bellows-type dispenser pumps (for liquid detergent and neutralising agent)
- Volume flow control
- Spray arm sensing

Basic versions

PG 8527	Features	Mat. no.	Art. no.
Electric AE PT EL AV	Stainless-steel casing, Profitronic controls, electrical connection, dump valve	6881680	62.8527.21
Steam/Electric AE PT D/EL AV	Stainless-steel casing, Profitronic controls, steam heating, electrical connection, dump valve	6881690	62.8527.31

Additional modules PG 8527

Drain pump		6758120	69.2400.01
Cabinet AISI 316 L (DIN 1.4404) grade stainless steel		6758160	69.2410.01
Boiler EL		6758220	69.2430.01
Boiler D/EL		6758270	69.2430.02
Glass door		6758320	69.2450.01
Integrated printer		6758340	69.2470.01
Scanner connection with scanner		7686510	69.2470.12
Conductivity module		6758400	69.2440.01
Dispenser pump – built-in (additional)*		6758410	69.2460.01

Please note:

D/EL machine version can only be operated in combination with D/EL boiler

Simultaneous printer/scanner not possible.

² Please specify whether dispenser pump is for detergent, neutralising agent or chemical disinfectant.



TA/E

Drying unit/electric

- Side-channel compressor
- Drying of interior and exterior load surfaces
- 2 pre-filters Class EU 4, filter rating > 95% (ASHRAE Standard 52-68)
- Life cycle 200 h
- 2 particulate/HEPA filters H 13, filter rating > 99.95% (DIN EN 1822-2011)
- Life cycle 1000 h
- Supply voltage 3N AC 400 V 50 Hz
- Heating 2 x 4 kW = 8 kW
- Heavy-duty fan/side-channel compressor, life cycle above 10,000 h, 2 air circuits 1.8 kW
- Total rated load 10 kW
- Air throughput approx. 250 m³/h
- Temperature infinitely adjustable between 60°C and 115°C
- Time programmable between 1 and 240 mins.
- Incl. building-in frame
- Panelling through to ceiling to be provided on site, cf. MAV option

TA/D

Drying unit/steam

- Side-channel compressor
- Drying of interior and exterior load surfaces
- 2 pre-filters Class EU 4, filter rating > 95% (ASHRAE Standard 52-68)
- Life cycle 200 h
- 2 particulate/HEPA filters H 13, filter rating > 99.95% (DIN EN 1822-2011)
- Life cycle 1000 h
- Heating steam-to-air heat exchanger (steam circuit stainless steel, air circuit aluminium)
- Steam pressure 3.5-6 bar (250-600 kPa)
- Steam quality: filtered saturated steam
- Steam capacity (max.) 15 kg/h (machine and drying unit 50 kg/h)
- Heavy-duty fan/side-channel compressor, life cycle above 10,000 h, 2 air circuits 1.8 kW
- Total rated load 1.8 kW
- Air throughput approx. 250 m³/h
- Temperature infinitely adjustable between 60°C and 115°C
- Time programmable between 1 and 240 mins.
- Incl. building-in frame
- Panelling through to ceiling to be provided on site.



DK 27

Heat-exchanger steam condenser

- Water cooling, only in combination with drying unit (only dehumidified air should enter air-conditioning system)
- Connection to on-site cooling circuit (no water consumption) or cold water connection (water consumption)
- On-site installation
- Reduction of air discharge temperature to approx. 30-35°C
- Reduction in relative humidity to approx. 60-70%
- Max. water pressure: 8 bar



MAV 27

Fitting kit/top-box panelling kit for drying unit/steam condenser frame

- Lockable, stainless-steel service hatch
- H 760, W 1150, D 765 mm
- Diaphragm wall panelling between the top of the top-box panelling and the ceiling must be provided on site
- Incl. MAV top panel to cover top-box panelling



Paper rolls available from Miele Spares

Paper roll size:
Width 58 mm, Ø 50 mm, Length 20 m

Integrated printer for process documentation

- 8-needle printer and RS 232 serial interface
- Paper width: 58 mm
- Can be fitted on infeed side
- Recording of following parameters during programme: Date and Mach. no., Prog. no., prog. name, starting and finishing time, dispensing concentration, dispensing temperature and pumps 1-4, target temperature reached (wash/dry) with times, all faults (e.g. 'water inlet'), all incidents of manual intervention (start, stop, power outage)
- Meets process parameters with respect to temperature and holding time

Accessories	Features	Mat. no.	Art. no.
TA/E	Drying unit/electric	6757710	69.2500.01
TA/D	Drying unit/steam	6757770	69.2500.02
DK 27	Heat-exchanger steam condenser	6757790	69.2510.01
MAV 27	Fitting kit/top-box panelling kit for drying unit/steam condenser frame	6757820	69.2520.01
Printer	For process documentation	6758340	69.2470.01


Lab washer	PG 8527 (single-door model)
Single-door unit with vertical sliding door	•
All-glass doors/cabinet lighting	o
Single/multiple installations	•
Freshwater system, max. temperature 93°C	•
Direct mobile unit docking for cleaning and drying of lumened instruments	•
2 circulation pumps [Qmax. l/min]	400/600*
Boiler for heating demineralised water	o
Controls/Programmes	
PROFITRONIC+, 16 standard programmes	•
64 programme slots	•
Electric door lock	•
Peak-load negotiation	•
Network interface for process documentation	•
Magnetic strip for automatic load carrier recognition	•
Spray arm sensing	•
Conductivity metering	o
Remote service enabled	•
Water connections	
1 x cold water, 2–10 bar flow pressure (200–1000 kPa) (max. 4°dH)	•
1 x hot water, 2–10 bar flow pressure (200–1000 kPa) (max. 4°dH)	•
1 x demineralised water, 2–10 bar flow pressure (200–1000 kPa)	•
3 inlet hoses ½" with ¾" threaded union	•
Drain valve DN 50, odour trap to be provided on site	•
2 drain pumps DN 22, odour trap to be provided on site	o
Electrical connection: Electric heating	
3 N AC 400 V 50 Hz	•
Cabinet heating [kW]	18
Boiler heating [kW]	15
Circulation pump [kW]	0.7/1.2*
Total rated load w/o TA [kW]	20
Total rated load with electric TA [kW]	20
Fuse rating [A]	3 x 32
Electrical connection: Steam heating	
3 N AC 400 V 50 Hz	•
Circulation pump [kW]	0.7/1.2*
Total rated load w/o TA [kW]	2
Total rated load with steam-heated TA [kW]	2
Total rated load with electric TA [kW]	10
Fuse rating [A]	3 x 16
Steam connection G ½" (DN 15)	•
Operating pressure 350–600 kPa (steam-heated drying unit)	•
Compressed air connection 600–1200 kPa	•
Electrical connection: Steam/Electric (convertible)	
3 N AC 400 V 50 Hz	•
Cabinet heating [kW]	18
Boiler heating [kW]	15
Circulation pump [kW]	0.7/1.2*
Total rated load with electric TA [kW]	20
Fuse rating [A]	3 x 32
Steam connection G ½" (DN 15)	•
Operating pressure 350–1000 kPa (electric drying unit)	•
Compressed air connection 600–1200 kPa	•

* Spray arms / direct docking


Lab washer	PG 8527 (single-door model)
Dispenser systems	
2 bellows-type pumps for detergent and neutralising agent	•
2 x 10 l supply canisters	•
Space for 4 x 10 l supply canisters	•
Volume flow control	•
Max. 3 additional dispenser pumps	o
Dimensions/Weight	
External dimensions H incl. plinth tray [mm]	1660
External dimensions H incl. frame with TA [mm]	2420
External dimensions W/D [mm]	1150/870
Useable cabinet dimensions H/W/D [mm]	675/650/800
Overall cabinet dimensions H/W/D [mm]	860/685/800
Loading height above floor	850
Weight [kg]	408
Outer casing	
Stainless steel (AE)	•
Test certificates	
VDE, VDE-EMC, IP 20, CE 0366 ••	•
TA/E drying unit, electrically heated	
Supply voltage	3 N AC 400 V 50 Hz
Fan [kW]	1.8
Heater bank, depending on model [kW]	8
Total rated load, depending on model [kW]	10
Air throughput [m³/h]	60–115
Temperature selection in 1° increments [°C]	approx. 250
Time selection in 1-minute increments	1–240
2 x pre-filters EU 4, filter rating > 95%, filter life 200 h	•
2 particulate filters/HEPA filters, H 13, filter rating > 99.95% (DIN EN 1822:2011), filter life 1000 h	•
TA/D drying units steam-heated	
Steam pressure [bar]	3.5–6
Steam quality: filtered saturated steam	•
Steam output: (max.) [kg/h] (machine and drying unit 50 kg/h)	15
Total rated load, depending on model [kW]	1.8
Air throughput [m³/h]	approx. 250
Temperature selection in 1° increments [°C]	60–115
Time selection in 1-minute increments	1–240
2 x pre-filters EU 4, filter rating > 95%, filter life 200 h	•
2 particulate filters/HEPA filters, H 13, filter rating > 99.95% (DIN EN 1822:2011), filter life 1000 h	•

• = standard, v = Optional, – = Not available

Components/accessories for PG 8527



- SBW**
Plinth/floor tray
- Frame with integrated stainless-steel floor tray
 - 2 cross-brackets for moving machine
 - Cut-outs for steam and plumbing connections, dump valve, dual drain valve and floor tray drain
 - H 100, W 1,150, D 856 mm



- SBW/1**
Plinth/drip tray without cutouts
- For version with drain pump
 - Utilities, e.g. water, electricity and steam, through ceiling
 - H 100, W 1,150, D 856 mm



- SBWR**
Roller plinth/drip tray
- Castors allow machine to be pulled forward for servicing
 - PG 8527 with drain pump
 - Utility supply access through ceiling
 - H 100, W 1,150, D 856 mm



- MF 27/28-1**
Mieltransfer trolley
- 4 wheels, of which 2 are lockable
 - Simple and convenient handling thanks to rounded handles
 - Both ends can dock onto machine, tables, sluices or conveyors.
 - Docking height 850, -100, + 150 mm
 - With removable drip tray H 70, W 603, D 866 mm
 - H 1,050, W 740, D 930 mm

Accessories	Features	Mat. no.	Art. no.
SBW	Plinth/drip tray for PG 8527	6757850	69.2530.01
SBW/1	Plinth/drip tray for PG 8527, without cut-outs	6757860	69.2530.02
SBWR	Plinth/drip tray, on castors for PG 8527	5653140	69.3710.05
MF 27/28-1	Mieltransfer trolley for PG 8527	7397640	69.2001.11

Mobile unit with 2-6 levels For PG 8527



E 975/2 load carrier with drying connection (empty)

- For inserts on 2 levels
- Built-in spray arm
- Magnetic strip for automatic mobile unit recognition
- Clearances from bottom:
Level 1:
H 297, W 592, D 780 mm
Level 2:
H 290, W 592, D 780 mm
- H 427, W 640, D 790 mm



E 935/2 load carrier with drying connection (empty)

- For inserts on 3 levels
- 2 built-in spray arms
- Magnetic strip for automatic mobile unit recognition
- Clearances (from bottom):
Level 1
H 202, W 590, D 780 mm
Level 2
H 202, W 590, D 780 mm
Level 3
H 132, W 590, D 780 mm
- H 524, W 640, D 790 mm



E 900-4/2 mobile unit with drying unit (empty)

- For inserts on 4 levels
- 3 built-in spray arms
- Magnetic strip for automatic mobile unit recognition
- Clearances from bottom:
Level 1:
H 112.5, W 585, D 780 mm
Level 2+3:
H 112.5, W 595, D 780 mm
Level 4:
H 114, W 595, D 780 mm
- H 557, W 640, D 790 mm



E 900-5/2 mobile unit with drying unit (empty)

- For inserts on 5 levels
- 4 built-in spray arms
- Magnetic strip for automatic mobile unit recognition
- Clearances from bottom:
Level 1:
H 80, W 585, D 780 mm
Levels 2-4:
H 80, W 595, D 780 mm
Level 5:
H 73, W 593, D 780 mm
- H 605, W 640, D 790 mm



E 900-6/1 load carrier with drying connector (empty)

- For inserts on 6 levels, 2 thereof removable
- Connections available for lumened instruments
- 3 built-in spray arms
- Magnetic strip for automatic mobile unit recognition
- Clearances from bottom:
Levels 1 and 3: H 71 (162), W 555, D 780 mm
Levels 2 and 4: H 71, W 565, D 780 mm
Level 5: H 71, W 580, D 780 mm
Level 6: H 71, W 595, D 780 mm
- H 553, W 636, D 790 mm

Mobile unit	Mat. no.	Art. no.
E 975/2 TA	7765790	69.5975.03
E 935/2 TA	7765780	69.5935.03
E 900-4/2 TA	7765740	69.5900.05
E 900-5/2 TA	7765760	69.5900.06
E 900-6/1 TA	9 525 120	69.6900.07

Mobile unit with 2 levels

Modules for laboratory glass for PG 8527



E 941 load carrier with drying connector (empty)

- For modules on 2 levels
- Depending on the size of the glassware, up to 2 modules can be accommodated on each level
- Water and drying air enters via a direct docking system and adapters.
- Loading dimensions (from bottom upwards):
Level 1 (without top module)
H 609, W 558, D 352 mm
Level 1 (with top module)
H 317, W 558, D 352 mm
Level 2
H 245, W 558, D 352 mm
- H 421, W 619, D 790 mm



E 942/3 injector module

- For 116 pipettes up to 580 mm
- Holder frame
- Compartment size 16 x 16 mm
- H 279, W 558, D 352 mm



E 943/2 injector module

- For narrow-necked glassware 100–500 ml
- 32 nozzles (E 351) 4 x 160 mm with clips (E 353)
- H 190, W 558, D 352 mm



E 944/2 injector module

- For narrow-necked glassware 500–1000 ml
- 15 nozzles (E 352) 6 x 220 mm with clips (E 354)
- H 250, W 558, D 352 mm




A 9/1 insert

- Perforated plate
- 7 x 7 mm perforations
- 3 mm ridge
- For use in E 935-3/1, E 975-2/1
- H 1, W 773, D 573 mm




E 945/2

- For 116 pipettes up to 580 mm
- Holder frame
- Compartment size 16 x 16 mm
- H 279, W 558, D 352 mm



E 947/2 injector module

- 88 injector nozzles for centrifuge tubes, phials and fraction sampler tubes
- 88 nozzles 2.5 x 110 mm
- H 170, W 558, D 352 mm



A 5 cover

- For E 947 insert
- Stainless-steel frame with plastic net (material quality PA 12)
- H 8, W 280, D 280 mm

Mobile injector unit/module	Mat. no.	Art. no.
E 941 TA	4812530	69.5941.01
E 942/3	7459390	69.5942.04
E 943/2	7459400	69.5943.03
E 944/2	7459410	69.5944.03
E 945/2	7459420	69.5945.03
E 947/2	7459430	69.5947.03
A 5	5637190	69.5005.01
A 9/1	6097010	69.5009.02

Mobile injector units, Modules for laboratory glass for PG 8527



E 957 mobile unit with drying connection

- For 1-12 large-volume laboratory glassware items
- 12 nozzles with Ø 10 mm (Mat. no. 05840270, available from Spares)
- Height-adjustable frame with 8 short and 6 long supports. Supports can be adjusted to diameter of glassware.
- Magnetic strip for automatic mobile unit recognition
- Max. height above star support: 615 mm
- H 353, W 640, D 790 mm



E 969 insert

- For various utensils
- Perforated sheet-metal plate, 7 x 7 x 3 mm
- For E 900-4/1, E 935/1, E 975/2 and E 941 in combination with E 945 module
- H 67/122, W 363, D 533 mm

A 19 1/2 lid

- For E 969 insert
- Perforated sheet-metal plate, 7 x 7 x 3 mm
- H 18, W 351, D 251 mm



E 940 mobile unit with drying connection

- For narrow-necked glassware on 2 levels. (Mobile injector unit can also be used without upper level)
- 115 nozzles with clips
- Magnetic strip for automatic mobile unit recognition
- Lower level: 35 nozzles (E 352) 6.0 x 220 mm with support (E 354)
- Upper level: 80 nozzles (E 351) 4.0 x 160 mm with support (E 353)
- H 565, W 640, D 790 mm



E 950/1 mobile unit with drying connection

- For narrow-necked glassware on 3 levels.
- 232 nozzles
- Levels 1 + 3: 80 nozzles each, ID 90 (2.5 x 90 mm)
- Level 2: 72 nozzles, ID 90 (2.5 x 90 mm)
- Max. load height on each level 148 mm
- H 572, W 640, D 790 mm




E 960/1 insert 1/2

- With 20 large and 26 small spring hooks
- For wide-necked Erlenmeyer flasks and measuring cylinders
- H 185, W 357, D 522 mm



E 963 insert 1/2

- With 33 x 3 holders for beakers, 250 ml
- H 155, W 357, D 522 mm



E 965 insert 1/2

- With 15 x 3 holders for beakers, 250-600 ml
- H 173, W 357, D 522 mm

Mobile unit/insert	Mat. no.	Art. no.
E 957 TA	5746300	69.5957.01
E 969	5746240	69.5969.01
A 19	5746210	69.7969.01
E 940 TA	4607630	69.5940.01
E 950/1 TA	6696990	69.5950.02
E 960/1	5892360	69.5960.02
E 963	5848300	69.5963.01
E 965	5848290	69.5965.01



E 336 injector sleeve MIBO

- Plastic, with screw fitting
- For pipettes (max. length 445 mm) in injector mobile units
- Ø 11 mm
- Length 121 mm



E 351 injector nozzle

- For injector mobile unit
- For combination with E 353
- Ø 4 x 160 mm, screw thread

E 352 injector nozzle

- For injector mobile unit
- For combination with E 354
- Ø 6 x 220 mm, screw thread

E 353 clip for nozzle

- For E 351 injector nozzle
- Height-adjustable
- Ø 4 x 160 mm

E 354 clip for nozzle

- For E 352 injector nozzle
- Height-adjustable
- Ø 6 x 220 mm

E 470 injector nozzle with clip

- For injector mobile unit
- Ø 2.5 x 90 mm, screw thread



Injector nozzle with plastic support

ID 90

- 2.5 x 90 mm

ID 110

- 2.5 x 110 mm

ID 140

- 4 x 140 mm

ID 160

- 4 x 160 mm

ID 180

- 4 x 180 mm

ID 200

- 6 x 200 mm

ID 220

- 6 x 220 mm

ID 240

- 6 x 240 mm



E 362 blanking screw

- M 8 x 1 thread, to close connectors on load carriers

Accessories	Mat. no.	Art. no.
E 336	3809390	69.7336.01
E 351	3809500	69.7351.01
E 352	3809510	69.7352.01
E 353	3809530	69.7353.01
E 354	3809540	69.7354.01
E 470	5701580	69.5470.01
ID 90	3810320	69.7090.01
ID 110	3810330	69.7110.01
ID 140	3810340	69.7140.01
ID 160	3810350	69.7160.01
ID 180	3810360	69.7180.01
ID 200	3810380	69.7200.01
ID 220	3810390	69.7220.01
ID 240	3810400	69.7240.01
E 362	3809630	69.7362.01



A 2 cover net 1/2

- Plastic-coated metal frame with plastic netting
- For 1/2 inserts
- 216 x 456 mm

A 3 cover net 1/4

- Plastic-coated metal frame with plastic netting
- For 1/4 inserts
- 206 x 206 mm



A 6 cover net 1/2

- Stainless-steel frame with polyamide mesh
- Particularly resilient and durable
- 215 x 445 mm

Accessories	Mat. no.	Art. no.
A 2	3830460	69.5002.01
A 3	3830470	69.5003.01
A 6	7217650	69.5006.01



**PG 8597 AquaSoft System,
Twin-tank water softener**

- For continuous delivery of softened water, max. 40°dH

Output:

- constant supply 19 l/min, max. delivery 30 l/min

Design:

- Freestanding unit on castors, filled from top, plastic casing

Controls:

- Demand-controlled twin-tank system

Features:

- 2 x 4.5 l resin cartridges
- 1 container for 20 kg salt

Technical data:

- Does not require connection to power supply

Water connection:

- 2 pressure hoses, approx. 1.5 m long with 3/4" threaded union
- 1 x cold or hot water, max. 70°C
- min. 1 bar supply flow pressure, max. static pressure 8 bar
- 2.5 bar min. flow pressure on units without softener, 3.5 bar on units with softener
- 1 x connection from cartridge to machine
- 2 drain hoses, approx. 1.5 m (DN 8 for reactivation and overflow)

Water consumption:

- 19 l per reactivation cycle

Dimensions/Weight:

- External dimensions: H 570, W 360, D 360 mm
- Weight (excl. salt) approx. 30 kg

Water connection notes:

An odour trap and non-return valve must be supplied on site.



TK/1

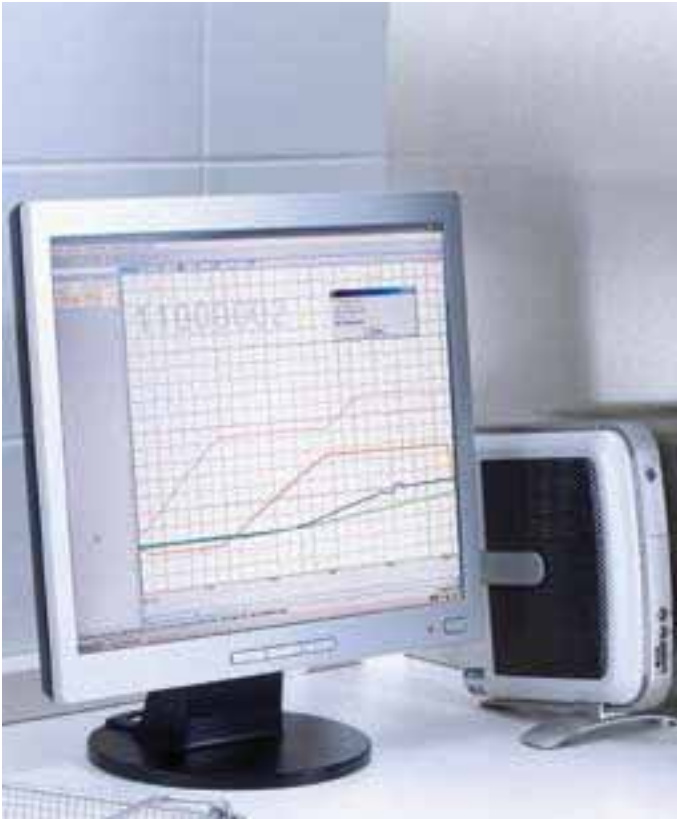
Test Kit

- Test to detect protein and verify cleaning results
- Contents sufficient for 48 tests
- With code strips for reflectometer (reflectometer not provided)
- Via Spares (Part no. 6157330)

Accessories		Mat. no.	Art. no.
PG 8597		6943120	69.8597.01
TK/1	Test kit for protein detection	6157330	

NetBox.2

Process documentation system



The NetBox2 is a complete documentation system including pre-configured software. The system is connected via an interface to the washer-disinfector. The NetBox2 collects all relevant process data during washing and disinfection programmes. In standard mode, the unit harvests data fully automatically without any involvement on the part of the user. This means maximum operating safety as the NetBox2 provides considerable protection against operating errors. Once collated, process data remains in memory; the NetBox2 has the capacity to save up to 1000 batch protocols. Later, data can be saved to a network or a storage device. In network mode, the unit can be monitored and operated via a PC interface. A flat-screen monitor is also available as an optional extra to plot time/temperature curves. A further optional extra is a barcode scanner or RFID transponder to facilitate the fast and simple identification of loads. The user can also approve or lock batches, depending on process cycles.

The process documentation software is optionally available as a software-only solution for installation on a Windows PC.

Commissioning

The NetBox2 is connected by a Miele Service technician. If integration into an in-house computer network is required, a member of the customer's IT department must be available on site.

Effective process documentation system requirements

- Complete system with high level of process security, including pre-installed and configurable software
- Tamper-proof
- Simple operation without knowledge of PCs
- Extremely simple installation
- Process visualisation
- Batch-related documentation
- Documented batch approval
- Optional long-term archiving as XML files
- Touch screen controls
- User interface
- Machine status monitor
- Archiving of cycle data
- Load approval/release of data to EuroSDS®
- Provision of load / approval data for external documentation systems
- Web interface

System components

- NetBox2 with mouse and barcode scanner (wired) as well as cables for connection to machines

Optional:

- Flat screen for process visualisation and load data capture
- Barcode scanner (wireless using Bluetooth technology) to simplify machine operation and load data capture
- RFID transponder as alternative to barcode system
- Ethernet switch with 4 ports
- Network cable if documentation is to be installed in a network
- Memory extension for up to 100,000 cycles

Accessories

Software
NetBox.2
CycleViewer for installation on existing PC

Accessories

Hardware + Software
Flat screen
Scanner
Transponder reader

Peripherals on request

Article overview

Laboratory product list

Article	Page	Article	Page	Article	Page
A 100	P. 11, P. 14	E 139/1	P. 30	E 975/2 TA	P. 57
A 101	P. 10, P. 14	E144	P. 31	G 7825	P. 46
A 102	P. 14	E 149	P. 30	ID 90	P. 35, P. 60
A 103	P. 14	E 314	P. 28	ID 110	P. 35, P. 60
A 150	P. 10, P. 11, P. 12, P. 13, P. 14	E 315	P. 19	ID 140	P. 35, P. 60
A 151	P. 14	E 316	P. 19	ID 160	P. 35, P. 60
A 2	P. 36, P. 61	E 319/3	P. 36	ID 180	P. 35, P. 60
A 200	P. 16	E 329	P. 34	ID 200	P. 35, P. 60
A 202	P. 14	E 331	P. 34	ID 220	P. 35, P. 60
A 3	P. 36, P. 61	E 336	P. 35, P. 60	ID 240	P. 35, P. 60
A 300	P. 10, P. 15	E 340	P. 34	Magnetic spray arm 1	P. 37
A 300/1	P. 15	E 350	P. 34	MAV 25	P. 47
A 301	P. 10, P. 11, P. 12, P. 13, P. 15	E 351	P. 35, P. 60	MAV 27	P. 53
A 301/1	P. 15	E 352	P. 35, P. 60	MC/1	P. 24
A 301/2	P. 15	E 353	P. 35, P. 60	MF 27/28-1	P. 56
A 301/3	P. 15	E 354	P. 35, P. 60	MF/3	P. 51
A 302	P. 15	E 355	P. 34	ML	P. 51
A 302/1	P. 15	E 362	P. 35, P. 60	ML/2	P. 20, P. 22, P. 37
A 303	P. 16	E 380 TA	P. 34	MT	P. 24
A 304	P. 16	E 385 TA	P. 34	MVA	P. 47
A 306	P. 16	E 402	P. 32	O 175 TA	P. 29
A 5	P. 36, P. 58	E 403	P. 32	O 184 TA	P. 29
A 6	P. 36, P. 61	E 404/1	P. 33	O 187	P. 29
A 802	P. 10, P. 11, P. 12, P. 13, P. 14	E 405/1 TA	P. 33	O 188/2	P. 29, P. 25
A 9/1	P. 58	E 406	P. 33	O 190/2	P. 29, P. 25
A 11/1	P. 36	E 408 TA	P. 33	PG 8535	P. 20
A 12/1	P. 36	E 414 TA	P. 34	PG 8536	P. 22
A 13	P. 30	E 470	P. 35, P. 60	PG 8583	P. 4
A 14	P. 30	E 493	P. 32	PG 8593	P. 6
A 19	P. 59	E 494	P. 32	Printer	P. 47, P. 53
AK 12	P. 30	E 741/1 TA	P. 50	PRT/1	P. 47
AM 10	P. 20, P. 22	E 742	P. 50	SBW/2	P. 47
DE-CS7-78	P. 20	E 743	P. 50	SBWR/2	P. 47
DE-CS6-85	P. 4, P. 6	E 744	P. 50	TA/D	P. 53
DK 25	P. 47	E 745/1	P. 51	TA/E	P. 53
DK 27	P. 53	E 746	P. 51	TK/1	P. 35, P. 51, P. 62
DOS 10/30	P. 51	E 747	P. 51	U 175/1	P. 29
DOS 60/30	P. 51	E 752	P. 50	U 184/1	P. 29
DOS G 10	P. 26	E 755	P. 50	U 874/1	P. 29
DOS G 60	P. 26	E 757 TA	P. 51	UC 30-90/60-78	P. 25
DOS G 60/1	P. 26			UC 30-90/70-78	P. 25
DOS K 85	P. 18	E 900-4/2 TA	P. 57	UE 30-30/60-78	P. 25
DOS K 85/1	P. 18	E 900-5/2 TA	P. 57	UG 30-60/60-85	P. 17
DOS NA 120	P. 22, P. 26	E 900-6/1 TA	P. 57	UG 30-90/60-85	P. 17
DOS S 20	P. 22, P. 26	E 935/2 TA	P. 57		
E 103/1	P. 30	E 940 TA	P. 59		
E 104/1	P. 30	E 941 TA	P. 58		
E 105/1	P. 30	E 942/3	P. 58		
E 106	P. 31	E 943/2	P. 58		
E 106/1	P. 31	E 944/2	P. 58		
E 106/2	P. 31	E 945/2	P. 58		
E 109	P. 31	E 947/2	P. 58		
E 110	P. 31	E 950/1 TA	P. 59		
E 111	P. 31	E 957 TA	P. 59		
E 118	P. 32	E 960/1	P. 59		
E 134	P. 32	E 963	P. 59		
E 136	P. 32	E 965	P. 59		
E 137	P. 32	E 969	P. 59		





Miele & Cie. KG
Miele & Cie. KG
Carl-Miele-Straße 29, D-33332 Gütersloh
P.O. box, D-33325 Gütersloh

Sales and Service

Tel.: 0800 22 44 644
Fax: 0800 33 55 533
Mon. – Fri. 8h00 – 17h30

info@miele-professional.de
www.miele-professional.de

Terms of delivery

Miele's terms of delivery apply throughout.

Site access

Further transportation to the installation site can be provided on request. Requires ground-level access without machine installation. Charged according to time and effort.

Net prices

Machines
PG 8583/PG 8593/PG 8583 CD/PG 8535/
PG 8536
€ 135

Site access and installation of lab washers
G 7825 and PG 8527
charged according to time and effort.

Packaging

All units are packaged for shipment.
Packaging is included in the price of machines.

Final assembly

Gas, water, steam and electricity supplies are to be provided on site and do not constitute part of the consignment. On-site utilities according to Miele installation plans are the responsibility of the buyer and should be installed by qualified fitters.

Installation price
€ 125

(Price excl. sales tax for G 7831, PG 8582,
PG 8592, PG 8582 CD,
PG 8535, PG 8536, PS 1201B EXCELLENCE)

Commissioning

Commissioning of the machine and the instruction of operating staff is performed by Miele Service or an authorised agent and is included in the purchase price.

Guarantee

Miele provides guarantee coverage for machines and equipment used in commercial or similar applications for the duration of 12 months from the commissioning date. This does not cover consumables or damage resulting from misuse or abuse.

Service contracts

For improved forward visibility and financial security, Miele is able to offer either a preventative inspection contact involving annual inspection or a full maintenance contract covering repair and maintenance, including spare parts.

Technology

Models ready for connection to 3N AC 400 V, 50 Hz three-phase supply. Some machines can be converted to 230 V single phase. Non-standard voltages on request.

Comments

All rights reserved.
This price lists replaces all previous versions!