



# Lake Quilters' Tidings

MAY 2008

Volume 17, Issue 5

President, Cindy Stachelski

Editor, Gwen Bruington



## INSIDE THIS ISSUE

Buzzings from the Bees	8
Challenge 2008	2
Charity Bee News	4
Copyright Info	5
Featured Bee	7
Flour Sack Poem	4
Hospitality	6
Membership News	2
Mountain Comforts	6
Programs & Workshops	1
President's Message	2
Quilt in a Year	7
Quilt Show News	3
Retreat News	4
Sunshine	6
Tips	5
Treasurer's Report	4
Weather Cancellations	2
Website Info	1

## Programs and Workshops

By Linda Quinn

### May 27th (1:00pm)—Julie and Joe Golimowski

Julie and Joe Golimowski from Designers Quarters are here in May to present "How fabrics are designed: the story *behind* the fabrics in Designer Quilts Magazine". They will focus on the quilts in the current issue and the stories of how the quilts came to be designed. Julie, a fabric designer will also explain the process of designing fabrics and how quilters who have aspirations to design fabrics might go about it. (Check [www.designersquarters.com](http://www.designersquarters.com) for info about the magazine.)

### July 1st (1:00 pm) Program (*Please note date change!*)—Christmas in July

There will be no meeting in June. That means NOW is the time to submit your information—the name of your item(s) and directions for your project(s)—for Christmas in July.



This year in addition to the usual quilt project demonstrations with instructions, you are invited to bring in those "treasured holiday items" (quilted tree skirts, table runners, wall hangings, stockings, decorations etc.). If the designs are copyrighted instead of directions, please submit info about the source/pattern(s)—the book, magazine, or pattern so that others know where to find the instructions.)

**All Christmas in July information must be submitted to me** (*Linda Quinn: [smlquinn@gmail.com](mailto:smlquinn@gmail.com), or snail mail— see directory*) by

**June 20th** so I can compile it and have the booklets ready for distribution on July 1. Thanks!

### July 22nd (1:00 pm) Program and Workshop (9:00 am to Noon)

Linda Fiedler is a prize-winning quilt maker, teacher (local, regional and national), author and judge whose quilts have won awards at many of the large national and international shows. She is among the prestigious perennial winners at the Mid-Atlantic Quilt Festival. Through the years Linda has become less traditional, but still creates designs based on traditional patterns. Inspired by colors from the natural world, she loves studying the never-ending interactions of different color combinations that quilting provides. Linda will teach her "Crazy Log Cabin" technique during her morning workshop (9am-Noon).

(continued on page 3)

For up-to-date information and photos of Guild happenings... Be sure to visit our website at <http://www.lakequilters.org>

Email additions or questions to [bonnie@lakequilters.org](mailto:bonnie@lakequilters.org)  
Bonnie Bull,  
Webmaster

## NEXT MEETING

July 1, 2008

**PLEASE NOTE DATE CHANGE!**  
Trinity Ecumenical Parish  
QIY 12 noon  
Guild Meeting 1:00 PM  
Board Meeting May 30th  
10 am at Cindy Stachelski's

**PLEASE TURN OFF  
CELL PHONES  
DURING MEETINGS**

# Ripples From Our President

By Cindy Stachelski



As this beautiful spring weather rolls in, our attention drifts to another art form, gardening. It's okay! Your colorful garden can become your inspiration for a new quilt. Enjoy what mother nature has to offer. We are so lucky to live in such a picturesque area of the country. Stop and smell the roses, or what ever flowers you have in your garden.

Besides being grateful for this country's beautiful landscape, we need to be grateful for all the freedoms that we enjoy. As we celebrate this Memorial Day, let us all thank the men and women of our armed forces that sacrifice so much for all of us. Let us also thank their families for the burden they carry of missing the loved ones that are deployed, caring for those who have returned injured, crying for those who will not return. Let's not take any of our liberties for granted. Thank God for this wonderful nation and thank the military for the work they do to try and keep us free and safe. (Have you donated a block for "Quilts of Valor" yet? If not, go to SML Quilting or the General Store and ask about it.)

Thank you,  
Cindy Stachelski, President



Photo from Lake Quilters' Guild website

## Bedtime Stories— a Childhood Memory 2008 Challenge Notes from Wilfrid Gordon McDonald Partridge

“Greetings to all you quilters out there” or should I say “Greetings to all you gardeners out there”? The grass

and weeds are jumping up so fast that their need is reducing my hours in the quilt room. It's really tough to have to pick between working in the garden and working on my CHALLENGE QUILTS—note the plural there. Yes. That's right. I have three going right now and cannot decide on which one I really ought to concentrate. Oh! Did I forget to tell you—you can do more than one challenge you know! What makes it even more of a challenge is that some of my friends have FINISHED—that's right FINISHED and here I am wondering just how I am going to bind this one, what I am going to make his feet out of and just how many yards of heat'n bond I am going to need for the other one. Oh, the burdens of the quilter! I think I will remind you to check your color choices, your pattern, the way you set your blocks, elements, etc., the orientation, your borders, and scale. These are basic properties that can determine the success of your quilt/wall hanging, etc. December is not far away and EVERYONE has a memory, so EVERYONE will want to share that memory at our December luncheon. And PRIZES—there will be prizes and believe me, they will be VERY attractive to you quilters! Something you can ALWAYS use—promise.

Happy Quilting . . . Wilford Gordon McDonald Partridge  
(Joyce Noell, 2008 Challenge Chair)

### WEATHER CANCELLATION

Notice of guild meeting cancellations due to bad weather can be found on Roanoke's NBC TV station Channel 10. Or visit the WSLS website and click on "Weather Closings."

Linda Quinn (576-5071) is the contact for cancellations should you have questions.

### Membership News

We have two new members joining the Guild this month so please welcome them and *add them to your directory (information has been removed for internet):*

**Antoinette (Sandy) Miller**

**Kathleen Tumey**

**Rhonda Altice**  
Email: traltice@yahoo.com

We currently have 167 active members.

### QUILTING WEBSITES Of Interest

<http://www.quilterscache.com/>  
(Many free block patterns)

<http://www.quiltuniversity.com/>  
(online courses)

<http://quiltersvillage.com/>  
(Online home for several popular quilt magazines)

<http://www.quilt.com/>  
(Worldwide quilting page)



**Programs and Workshops** *(Continued from Page 1)*

Linda will also present our afternoon program (1:00 pm). She will share information about her trip to Switzerland. Her factory tours included Bernina and Mettler. She also experienced a virtual tour of a needle factory. This will be a great opportunity to hear a quilter's perspective.

**August 26th (1:00 pm) Program and Workshop (9:00 am to Noon)**

Gayle P. Ropp will be here in August. Gayle's work has appeared in many books and magazines. She has been a staff member of the Jinny Beyer Hilton Head Seminar since 1990. (Check [www.tjsquickquilter.com](http://www.tjsquickquilter.com) for more information about Gayle.) She will provide a 3 hour workshop, "Final Touches" (9 am-Noon). The quilt is quilted! Let the binding begin! Join Gayle to learn more about different types of binding, miters, curves, and prairie points. Sleeves for hanging and labels will also be covered. This class is for all levels. *Registration is limited so please remember to register (\$20 for members plus a \$5 kit fee) and pick up your materials list.*




(© 2003 T.J.'s Quick Quilter™)

Gayle's special area of expertise is the quilting stitch and quilting design. She will present a trunk show of her work for our August program with an emphasis on quilting design.

**September 23 (1:00 pm) Program and TWO Workshops**

Annette Ornelas will be doing two workshops and our program in September. Annette is a nationally known quilter, author, lecturer and workshop presenter. You can learn more about Annette at [www.southwindquilts.com](http://www.southwindquilts.com). On September 23rd she will provide a 3 hour workshop and Annette will also be presenting a full day workshop on Wednesday, September 24 (9am-3:30pm). So, mark your calendars for these dates and next month we'll provide lots more details



There were 181 quilts and 22 wearables in our show. We had 492 people attend the show. Here are the results of the votes for viewer's choice awards:

**LARGE BED SIZE:**

**1st Place**—"Summer Simplicity"-Joyce Noell  
**2nd Place**—"Home is Where the Heart Is"-Kinza Pickelsimer  
**3rd Place**—"Barn Raising Log Cabin"-Marie Schoepke  
**Honorable Mention**—"Virginia Anniversary"-Cindy Clark,  
 "House and Garden"-Joyce Noell, "Fanfare"-Joyce Moorman

**MEDIUM BED SIZE:**

**1st Place**—"Out of Africa"-Cindy Stachelski  
**2nd Place**—"Light My Way"-Bernice Alcorn  
**3rd Place**—"Memories-Rainbows & Leaves"-Linda Pote  
**Honorable Mention**—"Springtime Glow"-Joyce Noell, "Hawaiian Vacation"-Bette Stubbs, "Snappy Scrappy Stars"-Velma Meador

**WALL HANGINGS:**

**1st Place**—"Fandango"-Sandra Ferguson  
**2nd Place**—"In The Garden Blues"-Jean Hensley  
**3rd Place**—"Springtime Picnic"-Alice Vreeland  
**Honorable Mention**—"Buttons and Bows"-Catherine Maycock,  
 "Colorwash Wreath-Autumn"-Tam McBride, "Midnight Flight of the Cranes"-Alice Vreeland

**LAP QUILTS:**

**1st Place**—"Urbana"-Betty Hatfield  
**2nd Place**—"Birds In My Backyard"-Sarah Baskett  
**3rd Place**—"Cana Lily"-Mary Johnson  
**Honorable Mention**—"Those Shoes"-Jean Hensley, "Pineapple Star"-Sandra Ferguson, "Mimi's Visit"-Bette Stubbs

**MINIATURE:**

**1st Place**—"Mango Hummingbird"-Karen Theis  
**2nd Place**—"Down on the Farm"-Cindy Clark  
**3rd Place**—"Tiny Cabin"-Sandra Ferguson  
**Honorable Mention**—"For the Bees"-Kinza Pickelsimer,  
 "Midnight at the Oassis"-Melissa Hizy, "Ann's Persian Carpet"-Ann Spangler

**WEARABLES:**

**1st Place**—"Underwater Seascape Jacket"-Melissa Hizy  
**2nd Place**—"Jacket"-Melissa Hizy  
**3rd Place**—"Jacket"-Ruth Ann Assaid  
**Honorable Mention**—"Jacket"-Carolyn Fields, "Jacket"-Bernice Alcorn, "Jacket"-Nancy Miller

**CHARITY BEE NEWS**

The Charity Committee is really thrilled with the response we've had from members making items to be distributed. At the last meeting, the following were turned in:

- 5 lap quilts
- 4 stuffed animals (from printed fabric)
- 1 sweater
- 9 bears
- 32 pillow pals
- 5 toiletry bags

We will add this to the two dozen or so things we didn't distribute in April, and plan on another distribution later in the year. We will have some more pillow pal kits for you to take home and finish. Be sure when you bring something back that you find the proper page in Sandy Kelso's notebook and sign that the item(s) were returned. There is a separate page for each kind of project. We can always use more bears and lap quilts. Since there was no page to sign out anything for the nursing home bibs, we will have a blank sheet for you to sign them in. Be sure to put your name in the charity drawing box for a door prize.

Keep at it, ladies. We can never have too many of these items. There are lots of Rescue Squads in the area that would love to have our bears and pillow pals, but we haven't taken any to them because we needed to supply our "regulars" first. Thanks for all you've done. It is greatly appreciated.

**THE FLOUR SACK** by Colleen B. Hubert *Bleached and sewn, it was dutifully worn  
As bibs, diapers, or kerchief adorned.  
It was made into skirts, blouses and slips.  
And mom braided rugs from one hundred strips  
She made ruffled curtains for the house or shack,  
From that humble but treasured flour sack.*

*In that long ago time when things were saved,  
When roads were graveled and barrels were staved,  
When worn-out clothing was used as rags,  
And there were no plastic wrap or bags,  
And the well and the pump were way out back,  
A versatile item, was the flour sack.*

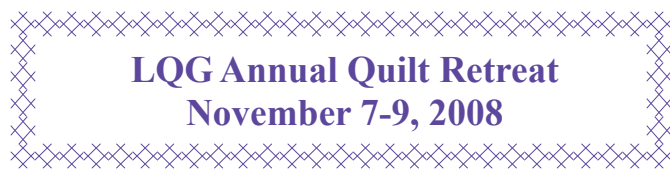
*Pillsbury's Best, Mother's and Gold Medal, too  
Stamped their names proudly in purple and blue.  
The strings sewn on top were pulled and kept;  
The flour emptied and spills were swept.  
The bag was folded and stored in a sack  
That durable, practical flour sack.*

*The sack could be filled with feathers and down,  
For a pillow, or would make a nice sleeping gown.  
It could carry a book and be a school bag,  
Or become a mail sack slung over a nag.  
It made a very convenient pack,  
That adaptable, cotton flour sack.*

*As a strainer for milk or apple juice,  
To wave men in, it was a very good use,  
As a sling for a sprained wrist or a break,  
To help mother roll up a jelly cake,  
As a window shade or to stuff a crack,  
We used a sturdy, common flour sack.*

*As dish towels, embroidered or not,  
They covered up dough, helped pass pans so hot,  
Tied up dishes for neighbors in need,  
And for men out in the field to carry seed,  
They dried our dishes from pan, not rack  
That absorbent handy flour sack.*

(Continued on page 6)



There are still a few spaces left for the retreat. I'll be at the meeting on May 27th with forms or you can fill out the form that came in last month's newsletter and send it to me (see directory for address). I'll have samples of our Saturday project on May 27th as well. Mary Lou Carlson will be our guest instructor. Her website is [www.islandquiltworks.com](http://www.islandquiltworks.com) if you would like to look at her work. She's willing to do up to four (4) projects so we won't all be doing the same thing. One of the patterns is Four Seasons at Smith Mountain Lake (a miniature quilt). She designed it for our retreat. It's going to be exciting!

Sandee Burt

**NOTICES**

- ◆ Please take the newsletter to a friend or neighbor who is absent today
- ◆ Trinity Ecumenical Parish requests **No Smoking** in its building or on the grounds
- ◆ Guild pins for sale through Marie Schoepke, Treasurer
- ◆ Submit newsletter articles by 10th of month to: [gwenb1@b2xonline.com](mailto:gwenb1@b2xonline.com)



**Treasurer's Report**

By Marie Schoepke

<b>Balance (3/31/08)</b>	<b>\$9373.94</b>
<i>Income:</i>	
Dues	40.00
Misc.	6.25
Pins	34.00
Workshops	720.00
Raffle Quilt	699.00
Quilt Show	2460.00
<b>TOTAL INCOME</b>	<b>\$3959.25</b>
<i>Expenses:</i>	
Newsletter	137.99
Workshop	275.00
Program	523.00
Quilt Show	1424.14
Charity	6.37
Membership	41.18
<b>TOTAL EXPENSES</b>	<b>\$2407.68</b>
<b>Balance (4/30/08)</b>	<b>\$10925.51</b>

**2008 Officers**

- President**  
Cindy Stachelski  
[cmsquilter@gmail.com](mailto:cmsquilter@gmail.com)
- VPs Programs**  
Linda Quinn [smlquinn@gmail.com](mailto:smlquinn@gmail.com)
- Kinza Pickelsimer  
[twopickels@aol.com](mailto:twopickels@aol.com)
- VP Membership**  
Janie Lawless [janielawless@gmail.com](mailto:janielawless@gmail.com)
- Secretary**  
Eloise Vass [LVassSr@aol.com](mailto:LVassSr@aol.com)
- Treasurer**  
Marie Schoepke  
[atflicka@jetbroadband.com](mailto:atflicka@jetbroadband.com)

**COUNTDOWN to MOUNTAIN COMFORTS**

from Lucy Ricardo

We hope you are thinking about making a quilt for this year's show! Though it will be awhile before the entry forms are distributed, here's an advance list of the Mountain Comforts XX ribbon categories. Perhaps this will help you decide which quilt(s) you would like to enter.

There are two awards which are decided by Viewer's Choice ballots: (1) The Barbara C. Bowler Memorial Viewers' Choice Award (\$100) and (2) Runner-up Viewer's Choice (\$25). All other ribbons/awards are determined through the judging process. First (\$50) -- Second (\$25) -- Third (\$15) -- and Honorable Mention. There are 9 judging categories for adults and two for young quilters. Here's the category list:

**ADULT CATEGORIES:** (1) Pieced Bed Size Quilt entirely made by one person (2) Pieced Bed Size Quilt Professionally Quilted (3) Appliqué Bed Size Quilt (4) Combination of two or more techniques Bed Size Quilt (5) Other Techniques (such as embroidered, yo-yo, cathedral window, whole cloth) (6) Medium Size Traditional Techniques 160" perimeter or less. (7) Large Contemporary Art Quilt (8) Medium Contemporary Art Quilt (9) Miniature 96" perimeter or less - includes all techniques which fall into this size specification.

**YOUNG QUILTER CATEGORIES:** All quilts entered in this division, by children ages 13 or younger, are divided into two groups based on age, so that there is a (1) Younger Division and (2) an Older Division.

**SPECIAL DIVISIONS:** Best of Show (\$50) and Runner-up (\$25) ribbons and awards are presented in these special classes. (1) Antique (made before 1950. (2) Group - quilts made by 3 or more individuals. (3) Vintage Feed Sack (made in the past times when sacks were first available). (4) Contemporary Feed Sack (made by present day quilters using the old-time feed sacks.)

**SPECIAL AWARDS:** Innovative (\$50). Hand Quilting (\$50). Machine Quilting (\$50) (excludes professionally quilted entries). Judge's Recognition (2 awards of \$25 each). The professional quilters who quilted the 1st, 2nd, and 3rd winning quilts in the Pieced Professionally Quilted category will also receive a ribbon.

**BULK MAIL WORKSHOP: THURSDAY, MAY 29, 9:00 a.m. to 2:00 p.m. -- FRANKLIN COUNTY MAIN LIBRARY IN ROCKY MOUNT, upstairs meeting room.** *Can you help col- late, staple, fold and stuff envelopes for the bulk mail of 2,000+ entry forms for Mountain Comforts? Please let me know if you are willing and able!* **Lucy Ricardo.**  
e-mail: [VAKwilter@aol.com](mailto:VAKwilter@aol.com).

*(Continued from page 4)*

We polished and cleaned stove and table,  
Scoured and scrubbed from cellar to gable,  
We dusted the bureau and oak bed post,  
Made costumes for October (a scary ghost)  
And a parachute for a cat named Jack.  
From that lowly, useful old flour sack.

So now my friends, when they ask you  
As curious youngsters often do,  
"Before plastic wrap, Elmer's Glue  
And paper towels, What did you do?"  
Tell them loudly and with pride don't lack,  
"Grandmother had that wonderful flour sack."



**HOSPITALITY NEWS**

Thank you to all of you who offered to set-up before and clean-up after the Guild meetings. If you are unable to be there, please find a Guild member who is willing to substitute for you. You should plan to arrive at the meeting site by 11:30 in order to finish setting up in time to attend the Quilt in a Year session at noon. Clean-up immediately follows the Guild meeting and does not take much time.

As a reminder, I am listing the people who signed up for May and June (July 1st):

**May:** Gayla Heath, Mary Johnson, Joyce Moorman, Jean Hensley

**June (July 1st):** Eloise Vass, Bernice Alcorn, Bette Gove

*Sandy Kelso & Terry McNichol, Hospitality*



FOR MEMBERS you know who need a bit of cheer, please contact our Sunshine Chair, Madeline Demchak at [madal687@yahoo.com](mailto:madal687@yahoo.com).

**BOONES COUNTRY STORE**

2699 Jubal Early Hwy., Burnt Chimney, VA 24065

(3 miles from Burnt Chimney on Rt. 116)

(540) 721-2478 FAX: (540) 721-4831

Tues-Sat, 9:30-5:30 Friday until 7:00 PM

- \* Do you like to quilt but don't like to piece—let us piece your quilt tops for you!
- \* We have Big Eye Quilting Needles made in England
  - \* Come and check out our selection of Olivia™ fabrics
- \* New Item—Binding Buddy—makes binding a breeze!
- \* We have a large selection of Quilt Blocks to embroider.

**Rose-Marie's Sewing and Quilting Studio**

(540) 297-1328

Finished is beautiful. You can't use an unquilted top, it just sits in a box, bag, etc. It is lonely. Yes, you can take it out, look at it, remember the fun time you had making it, but you can't use it or display it. Bring that unquilted top to me and you will have it finished and ready to use.

Are you stuck making something and not able to figure it out or just want it finished? Hourly rates for all kinds of sewing. Please call me and make an appointment to get that ufo finished.

**May 2008 Featured Bee**

by Alma Carter

This month the Bee table features the SHADY LADIES. Eileen Gore is their mentor and teacher. As beginner quilters, they have been exploring the wonderful world of quilting by making sample blocks, such as Jacob's Ladder, Drunkard's Path, Appliqué Wedding Ring, etc. They will be displaying their finished projects and their works in progress for us to admire, so be sure to stop by the Bee table and see their lovely accomplishments.

The Shady Ladies volunteered to make table favors for our Christmas party this year, and this is an on going project. They also will display their quilted projects for the month of May in the Franklin County Public Library. We will look forward to viewing their exhibit.

The first Monday of each month, from 9:30 to 11:30 AM, the Shady Ladies meet at Margaret Harmon's home. Following the meeting, light refreshments are served and lasting friendships are made. Members of this Bee are Eileen Gore, Margaret Harmon, Jan Hagen, Kathleen Lewis, Sue Dittler, Paula Meighen, Sue Suter, Barbara Lee, Betty Lou Cooper and Chris \_\_\_\_\_

**An Evening Bee Has Been Organized**

An organizational Bee Meeting was held on May 1<sup>st</sup> at 7:00 PM at the home of Brenda Jones. Excitement was in the air as new friends gathered to share their hopes and dreams of forming an evening bee. The **Ladies of the Evening Bee** evolved and they held their first meeting on Thursday, May 15<sup>th</sup>, at 6:30 PM at the home of Paula Stevens, Inlet Area. The nine patch block was explored, and they hope to display their beautiful quilted projects in May 2009. Call Paula if you are interested in this Bee. New members are welcome.



**QUILTING ESSENTIALS**

405 Apperson Dr., Salem, VA 24153  
540-389-3650

2000+ bolts of 100% Cotton Fabrics including a great selection of Flannels and 104" to 108" Quilt Backing Fabrics.

Books, Patterns, Notions, Quilting Supplies, Kits and Classes.

Also Anchor Floss and Aurifil Thread.

We carry the Alto's 2 Fabric Cutting System, the Alto Pro and most all other Alto supplies.

We also carry Locker Hooking supplies and provide classes.

Hours: M-Th 10am-6pm • Fri 10am-5pm • Sat 10am-4pm

**E-mail Issue of Lake Quilters' Tidings Available**

If you would like to receive your newsletter by e-mail, please send an e-mail to: [gwenb1@b2xonline.com](mailto:gwenb1@b2xonline.com)

Please put LQG in the subject line. Once I receive your request, you will immediately be put on the list for e-mail.

**Directions for downloading the newsletter by email:**

1. Be sure Acrobat Adobe is loaded on your computer. If it is not, go to [www.adobe.com](http://www.adobe.com) and download the FREE version.
2. When you receive your email, double click on the attachment (the .pdf file attached to the email) and it will download and open.
3. Once the document has finished downloading, hit the print button and you will have your newsletter.

If you have any questions or problems with the download, please either email me at [gwenb1@b2xonline.com](mailto:gwenb1@b2xonline.com) or call me at 483-4461. I will be happy to assist you.

**QUILT in a YEAR 2008**

The January, February and March blocks are up on the web site now, so if you missed them, you can go there and get a copy.

The month of May we will be doing Lily of the Valley; a piece of fabric about 8"x 8" is the size you will need for the background. The kits to complete the Lily of the Valley for this month's block will be available at the meeting. Each kit costs \$1.00 and will include the #22 chenille needle and three feet of white silk ribbon for the embroidery.



Next month (July 1st), Ann Whalen will be teaching us how to do the violet, using appliqué.

*Susan Palmer*

(graphic from <http://www.straw.com/quilting/articles/clipart.html>)



**FABRICS, BOOKS, PATTERNS, NOTIONS GIFTS & CLASSES**

**We specialize in Moda Fabrics.**  
**We also carry P&B, Kaufman, Hoffman, Andover and Blank Textiles.**

**SALE on Selected fabrics-\$6.50/yard!!**

**CHRISTMAS Fabrics will be arriving shortly!!**

**NEW Class Schedule Available**

**SMITH MOUNTAIN LAKE QUILTING**

130 SCRUGGS RD.-#214

MONETA, VA. 24121

540-719-7845

[www.smithmountainlakequilting.com](http://www.smithmountainlakequilting.com)



## Buzzings from the Bees by Alma Carter

- **Bag Ladies Bee** (Bedford)—meets the 1st and 3rd Tuesday, 10:00 am to ??? at Mary Ann Spangler's. Bring lunch. Will display in June.
- **Bluewater Bee** (Moneta)—meets 1st Tuesday, 10:00 am to 1:00 pm, at Smith Mountain Lake Quilting Shop; Contact Marnie Brush. Will display in July.
- **Buzzin' Bees** (Boones Mill)—meets 1st Thursday 9:00 am to ??? at Velma Meador's home. Bring lunch and get help with hand quilting.
- **Hardy Bee** (Moneta)—meets 3rd Tuesday, 9:00 am to noon, at Dot Jackson's home. Will display in August. Various charity projects.
- **Kept in Stitches Bee** (Hillcrest Heights)—meets 1st and 3rd Thursday, 10:00 am to 3:00 pm, at Alma Carter's home. Bring lunch. Velma Meador will teach SPLIT NINE PATCH BLOCK this month .
- **Lake Park Bee** (Penhook-Union Hall) meets first and third Tuesdays, 11:00 AM to 3:00 PM, at Edythe O'Connell home. Contact Edythe or Susan McLaughlin. Experienced quilters and [New Members welcome](#).
- **Material Girls Bee** (Walnut Run)—meets 1st and 3rd Tuesday, 9:30 am to 2:30 pm. Call Marcia Wright or Kate Holdgreve . Bring lunch. Display in November.
- **River Queen Bee** (Goodview)—meets 3rd Tuesday, 12:30 pm at Jeanie Ireland's home. Making WATER COLOR HEARTS in April and May. [New Members welcome](#).
- **Sassy Stitchers Bee** (Roanoke)—meets 2nd Thursday, 10:00 am to 3 pm at St. John Lutheran Church. Contact Joyce Noell for information. Will display in September.
- **Shady Ladies Bee** (Moneta)—meets 1st Monday, 9:30 to 11:30 am at Margaret Harmon's home. Beginning quilting is their focus. *Will display in May.*
- **Southside Bee** (Union Hall)—meets 2nd Thursday, 10:00 am to 2:00 pm. Bring lunch. Call daytime hours only Sandy Randall.
- **Stitches In Time** (Goodview)—Appliqué Bee meets 2nd Tuesday, 10:00 am. Bring lunch. Call Kinza Pickelsimer. Project: Kansas Album Quilt. Display in October.
- **Sunshine Bee** (White House Corner/Huddleston)—meets 1st Thursday, 10:00 am to 2:00 pm, at Cindy Clark's home. Bring lunch.

To participate in a Bee, membership is a must in Lake Quilter's Guild.  
Call Bee Keeper, Alma Carter 721-5671 if you wish to be in a Bee.

**NOTICES, TIPS and CLASSIFIEDS**

**Copyright laws and the Quilter**

*A copyright is intended to protect the livelihood and income of persons who create by preventing others from reproducing that art or image and profiting by it or by denying the original creator income from sales and licences of that product. In other words, if you copy something and sell it, you violate the law. If you copy something and don't sell it, but do deny the author an income from it, you are still in violation.*

**When you cannot copy:**

- **When your copying is intended to substitute for purchasing the item:** your friend has a new pattern booklet you like. You figure if you photocopy it you can save yourself \$6. This denies the author the income from your lost purchase.
- **When the work is not your own:** your guild wants to copy favorite patterns from published quilting books and hand them out to the new members. The guild can distribute patterns it designs and writes, but not instructions written by someone else.
- **The item is meant to be "consumable":** it's a set of tissue patterns you sew on and tear off. Copying additional sets denies the author income from unsold patterns.
- **The pattern does not have a copyright notice on it:** it's still protected by the law. The notice is recommended as a method of enforcing copyright, but not required.
- **When the item is out of print:** the author or publishing company still holds the rights to reproduce that material. Just because you can't find a copy in a store does not mean you are free to copy the one the library has.

*(used with permission © 1996 Dawn Duperault)*

**TIP:** When making a label for your quilt, be sure to include your **MAIDEN NAME**. Women are particularly difficult to research in family history because they have a tendency to only use their married name. By including your maiden name, you will be helping your future descendants know who you really were!

**TIP: What is a SHUTTLE HOOK?**

Your bobbin case fits into your sewing hook, either a rotary hook or a shuttle hook. Turn the machine in the normal direction slowly and observe the Sewing Hook. If it rotates continuously then it is a rotary hook. If it travels back and forth, then it is a shuttle hook.

**Old Trinity Schoolhouse Quilt Shop**



*Broad Selection of Fabrics, Books, and Notions*

Visit our shop: 9am - 6pm Monday thru Saturday

Order Directly from our Web Site,  
[www.TrinityQuilts.com](http://www.TrinityQuilts.com)


3200 Trinity Road (I-81 to Exit 150B - 5.5 Miles North on US 220, Right at Trinity Road)  
P.O. Box 189 • Fincastle, Virginia 24090

**540 • 992 • 1233**

**Fabric, Fabric, Fabric!**

Spring is here! New fabric shipments daily. Batiks, florals, blenders, 110" backing and more.

Stop by for new quilt class schedule and sign up to have some fun and to make some beautiful quilts!



**The General Store**

213 Scruggs Road  
Moneta, VA 24121  
540-721-3009



**Cathy Fandel**  
1164 Dry Hill Road  
Ferrum, VA 24088  
(540) 365-7430  
[cathy@blueridgequilting.com](mailto:cathy@blueridgequilting.com)

**THE SEWING STUDIO, INC.**

1310 Memorial Blvd S, Martinsville, VA 24112  
(276) 632-5700

[bfeeny@embarqmail.com](mailto:bfeeny@embarqmail.com)  
Hours M-F 8:30 am to 5 pm; Sat 10-2

**Come and visit us in our roomy, well-lit store. We have 3000+ bolts of fabric; books, notions, patterns, and supplies for quilters.**

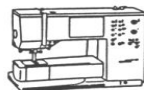
**1st Tuesday of each month is our \$5.00 Sampler**

*Authorized Babylock Dealer*

**Bernina elna Janome**

Your complete store for top quality machines, classes, notions & service.  
Family business since 1976.

**Alpine Sewing Machine Co.**



3609 Brambleton Ave.  
Roanoke, VA 989-4412  
[alpinesewingmachine.com](http://alpinesewingmachine.com)