

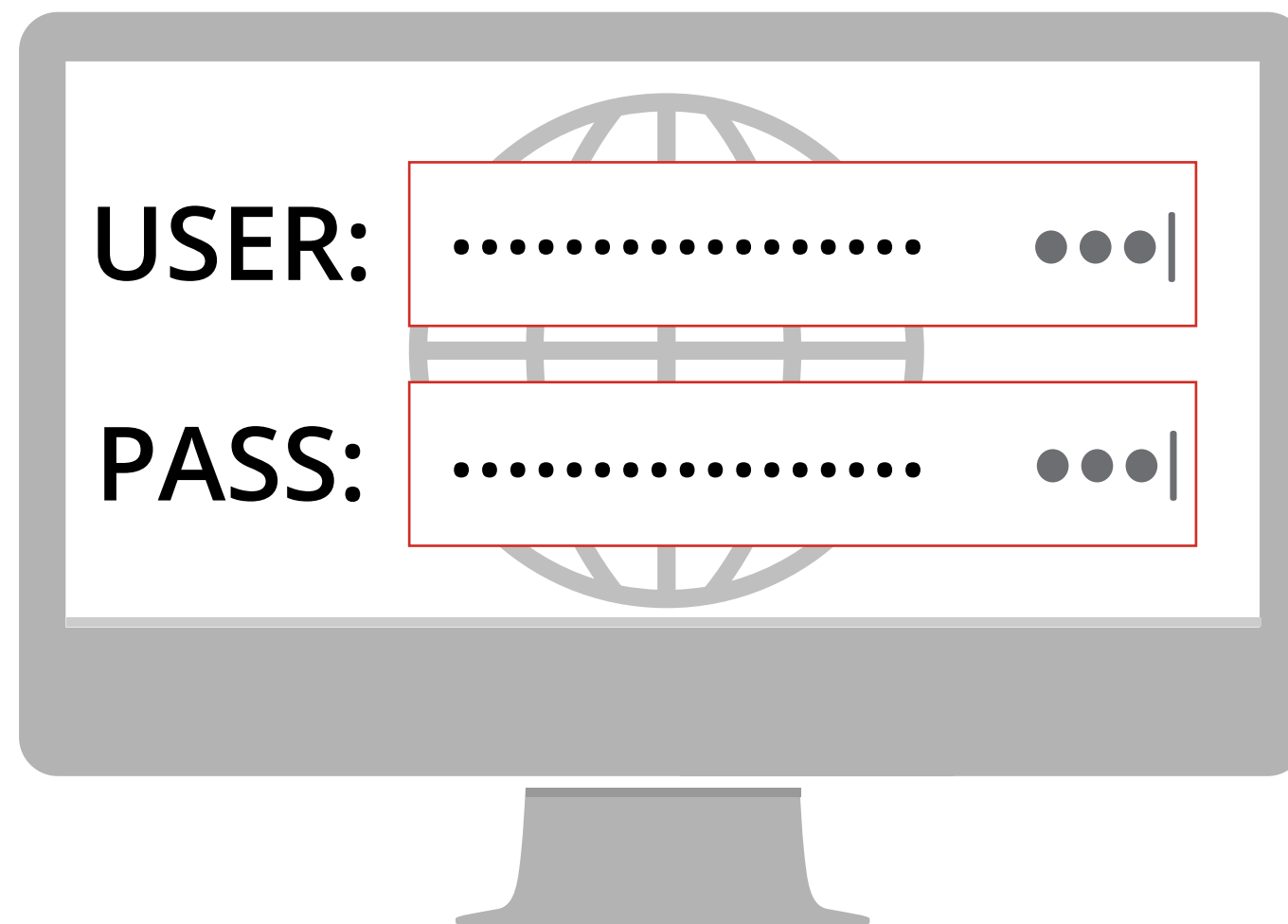
LastPass...|

ENTERPRISE

WHAT IS A PASSWORD MANAGER?

A password manager is a service that remembers your passwords, so you don't have to.

In addition to helping you organize and manage your logins, it makes it easy for you to follow best password practices.



WHAT IS LASTPASS?

LastPass is the leading password manager helping over 7 million users worldwide simplify their online life.


LastPass syncs everywhere with support for all browsers, operating systems, and mobile devices.

Data is encrypted locally and your key is never shared with LastPass. 256-bit AES encryption, one-way salted hashes, and PBKDF2 iterations ensure complete security.



WHY EMPLOYERS CHOOSE LASTPASS

Over 17,000 organizations trust LastPass to strengthen company password practices, protect against data breaches, and achieve regulatory compliance.



GETTING STARTED: ACCEPTING THE INVITE

LastPass...|

LastPass Account Created

Hi, your employer has created a LastPass Enterprise account for you. LastPass is a password management tool that allows you to safely store your everyday passwords behind a single Master Password. LastPass will then automatically log you in to your sites and applications, keeping your data secure while helping you be more productive.

Your username is **fan@lastpass.com**

Your temporary password is **abc123**

To get started, [click here](#) to reset your password.

[Click here](#) for a 5-minute introductory tutorial. Other helpful screencasts can be found at:
https://lastpass.com/support_screencasts.php.

Thanks,
The LastPass Team

THIS EMAIL WAS AUTO-GENERATED - DO NOT REPLY TO THIS EMAIL

Your security is our priority.
Never share your Master Password with anyone, including us!

CREATE YOUR MASTER PASSWORD

A strong master password is key for your security.

Complete this form to reset your LastPass master password


Email cidferrara+emailest1@gmail.com

Old Password

New Master Password

Re-Enter Master Password

Password Reminder

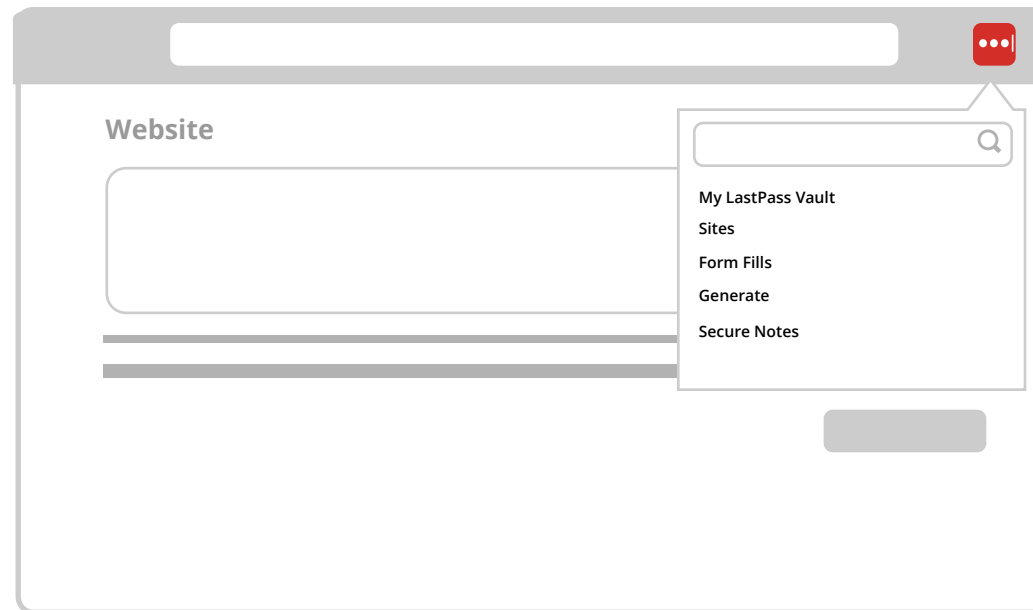


Save Master Password

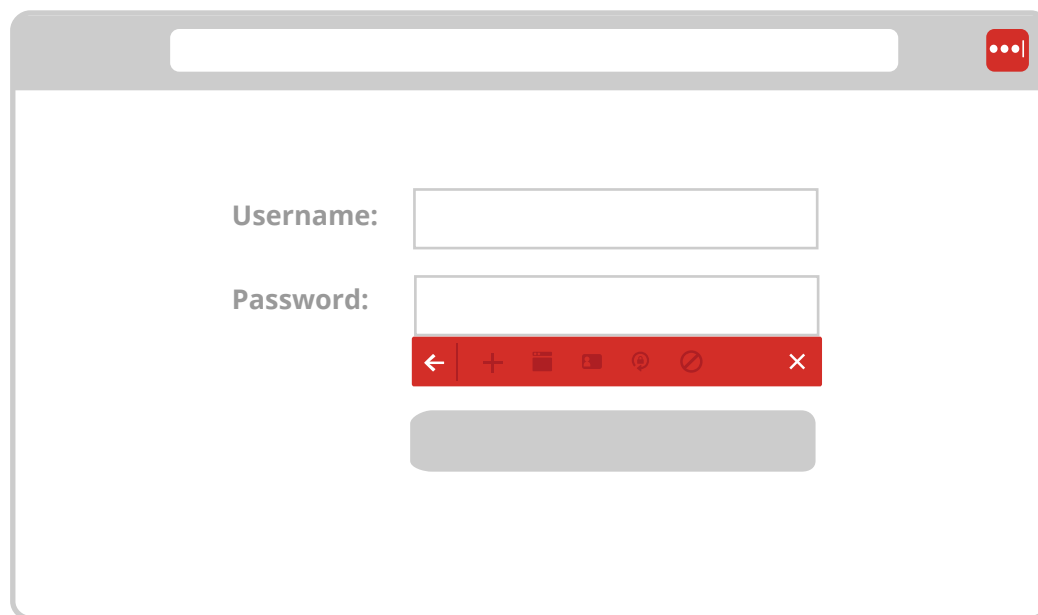
Your password should include at least 15 characters combining numbers, symbols, and letters, without using dictionary-based words.

THE LASTPASS ECOSYSTEM

The LastPass Extension

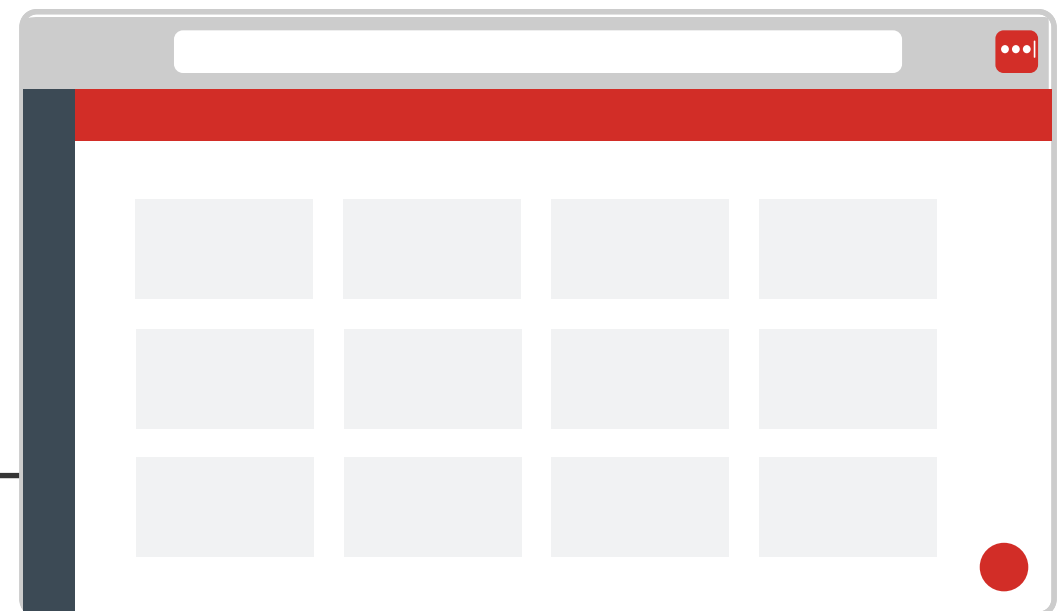


In-Field Icon

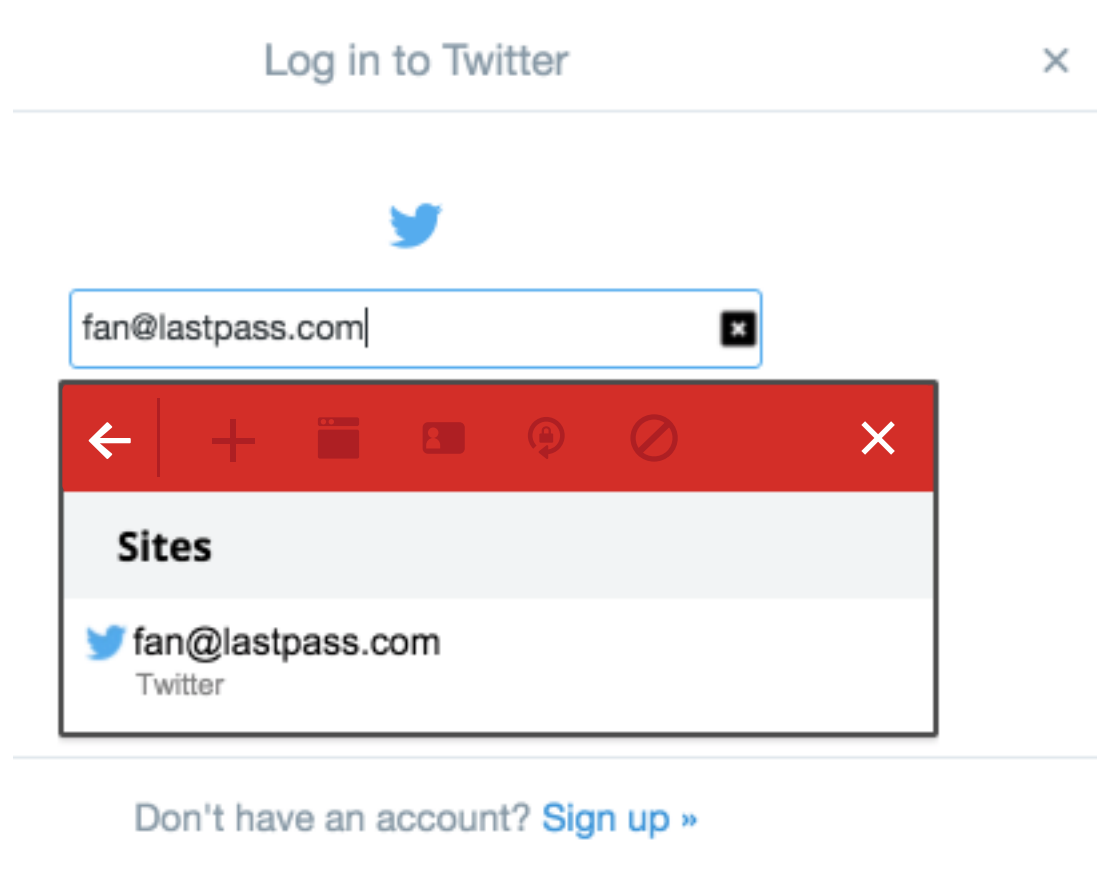


LastPass...|

Your LastPass Vault



LASTPASS SAVES AND FILLS LOGINS FOR YOU



Log in to Twitter

fan@lastpass.com

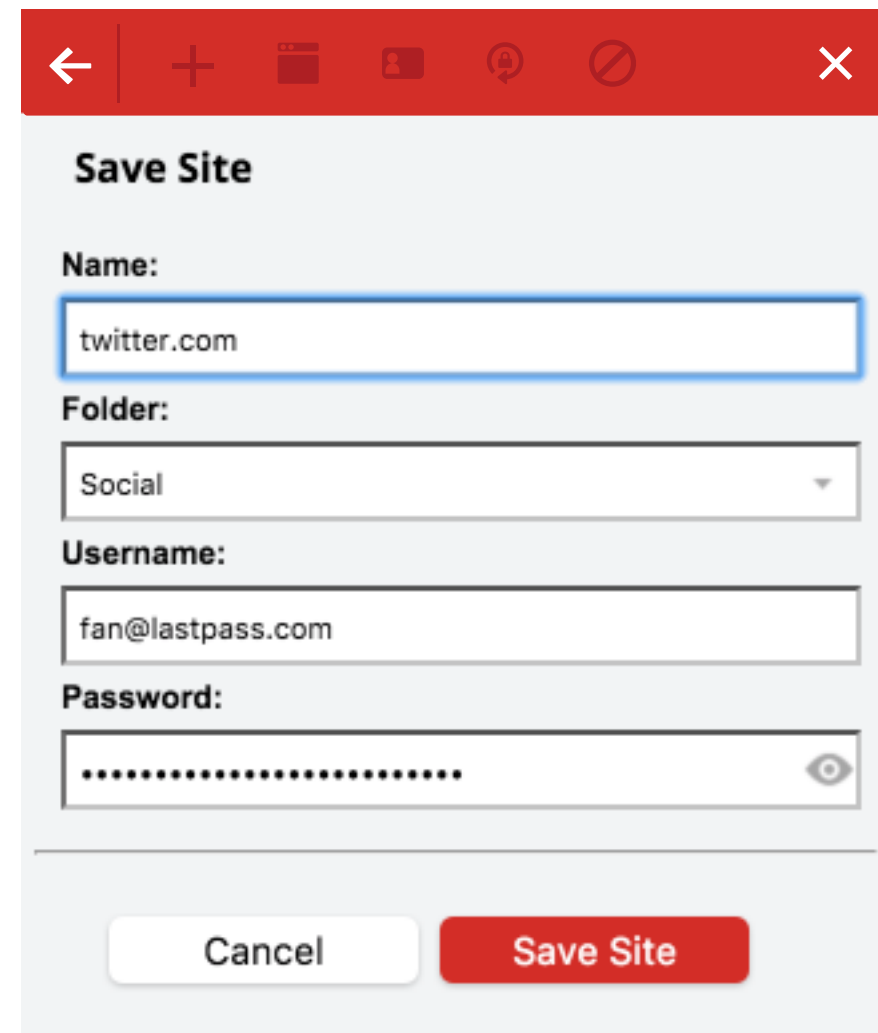
Sites

- fan@lastpass.com
Twitter

Don't have an account? [Sign up »](#)

The image shows a Twitter login page. A text input field contains the email 'fan@lastpass.com'. A LastPass popup is displayed over the input field, showing a list of saved sites. The popup has a red header with navigation icons and a close button. The list is titled 'Sites' and contains one entry: 'fan@lastpass.com' with a Twitter icon and the label 'Twitter'. At the bottom of the popup is a close button. Below the popup, the Twitter login page is visible, including the Twitter logo and a 'Sign up' link.

Use the LastPass in-field icon to save a new login or to select from the accounts you've already stored.



Save Site

Name:
twitter.com

Folder:
Social

Username:
fan@lastpass.com

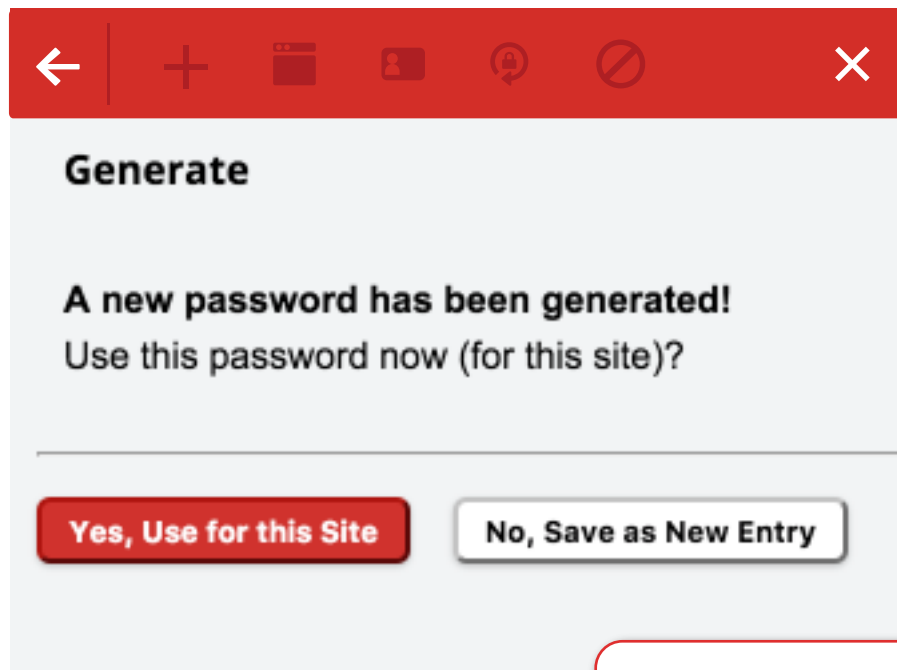
Password:
.....

Cancel Save Site

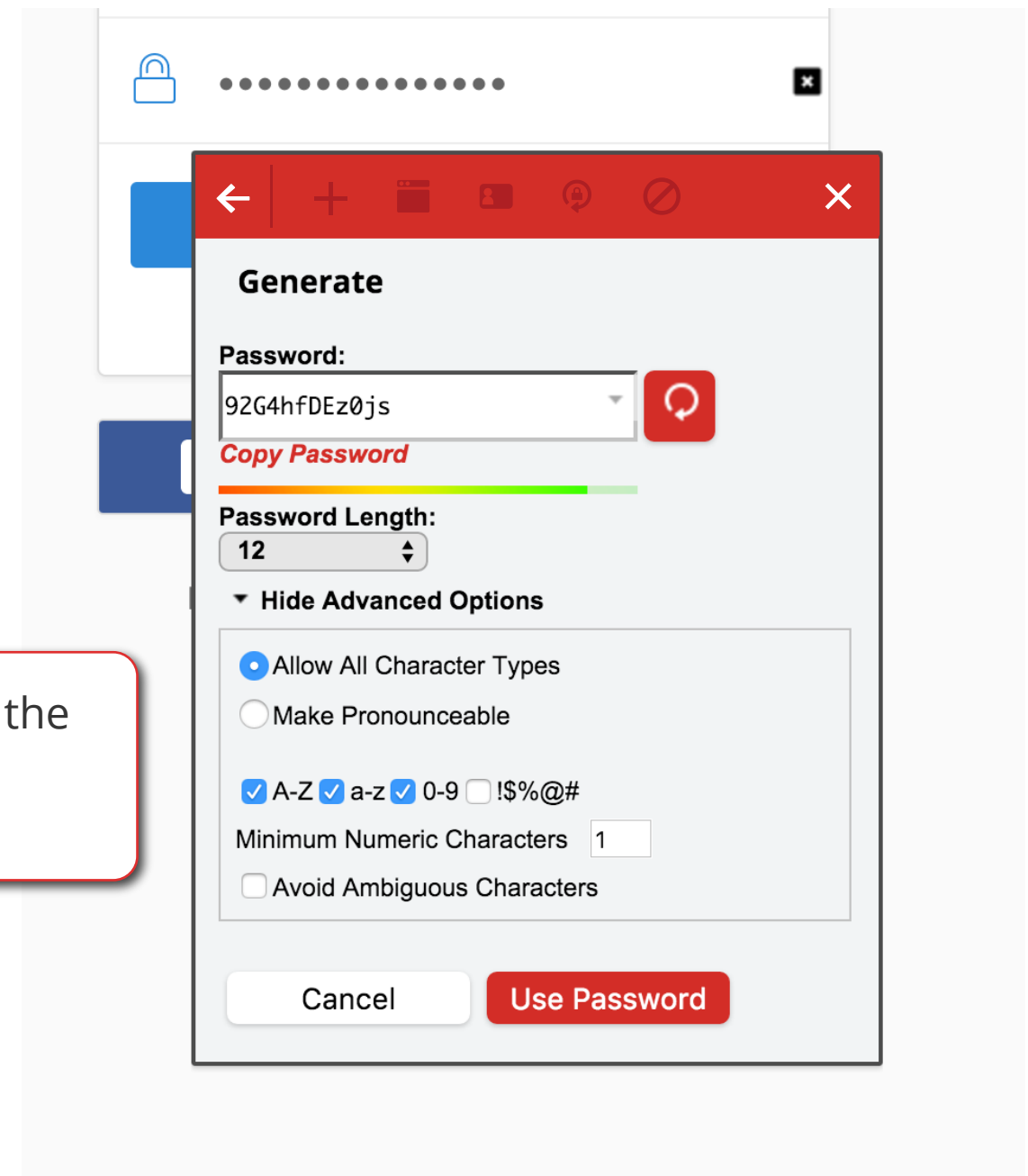
The image shows a 'Save Site' dialog box. It has a red header with navigation icons and a close button. The dialog contains four input fields: 'Name' (twitter.com), 'Folder' (Social), 'Username' (fan@lastpass.com), and 'Password' (masked with dots). At the bottom are two buttons: 'Cancel' and 'Save Site'.

GENERATE NEW PASSWORDS

Create secure, unique passwords when registering for a new account or updating the password for an old login.



Use the in-field icon to open the generator and save the new password to your vault.



FILL IN ONLINE FORMS FASTER

Save time and create a secure form fill profile for simplified checkout and registration.

Sign Up
It's free and always will be.

First name Last name

Form Fills

- Corporate AmEx
- Home Shipping Address
- My Primary Profile
- Shopping Credit Card
- Work Credit Card
- Work Shipping Address

Add Profile
Add Credit Card
Clear Forms
Choose Profile and Credit Card

Add Form Fill LastPass ****

Name: Type: Generic Language: English

Personal

Address	Title	<input type="text"/>
Contact	First name	<input type="text"/>
Credit Card	Middle name	<input type="text"/>
Bank Account	Last name	<input type="text"/>
Custom fields	Username	<input type="text"/>
Notes	Gender	<input type="text"/>
<input type="checkbox"/> Enable Free Credit Monitoring	Birthday	<input type="text"/> <input type="text"/> <input type="text"/>
Advanced Settings:	Social security number	<input type="text"/>

Cancel Save

From the LastPass extension, open Form Fills to add or edit profiles. Click the in-field icon to select a profile and instantly fill a form.

STORE ANYTHING IN SECURE NOTES

Use Secure Notes to securely save things like WiFi logins, membership cards, and PIN codes.

Search Vault

My LastPass Vault

Sites

Secure Notes

Form Fills

Generate Secure Password

1

Show Matching Sites

Recently Used

More Options

Prefer

Help

Log O

From the LastPass browser extension, click the Secure Notes menu to add notes or edit.

Add Note

LastPass ****

Name:

Folder:

Note Type:

Generic

Bank Account

Credit Card

Database

Driver's License

Email Account

Cancel

Save

TAKE THE LASTPASS SECURITY CHALLENGE

The Security Challenge identifies weak, duplicate, and potentially breached passwords.

The screenshot displays the LastPass Security Challenge interface. On the left is a sidebar menu with the following items: 'Back', 'Security Challenge' (highlighted), 'Identities (All)', 'Open Favorites', 'About LastPass', 'Advanced', and 'Print'. The main content area has a red background and contains three white boxes. The top left box shows '85.4%' and 'Your Score'. The top right box shows '50865th' and 'Your Rank'. The bottom box shows '83% - Strong' and 'LastPass Master Password Strength'. To the right of these boxes is a white panel with a shield icon, the text 'Thank you for taking the LastPass... Security Challenge', and three red buttons: 'Improve Your Score', 'Detailed Results', and 'How it works'. A callout box at the bottom left of the main area contains the text: 'From the LastPass browser extension, select Tools and run the Security Check.'

From the LastPass browser extension, select Tools and run the Security Check.

MULTIFACTOR AUTHENTICATION

Add another layer of security to your LastPass account with multifactor authentication to protect against keyloggers, phishing, and other threats.

Edit Settings

General

Security

Equivalent Domains

Never URLs

Multifactor Options

Mobile Devices

Trusted Computers

URL Rules

Choose a multifactor option:

☐

YubiKey

☒

Google Authenticator

☐

Toopher☐☐☐☐



LastPass can be configured to work with Google Authenticator. Google Authenticator is a secure, easy to use, two-factor authentication application for your mobile device that is immune from replay-attacks, man-in-the-middle attacks, and a host of other threat vectors.

Google Authenticator makes LastPass more secure and easier to use.

To install the Google Authenticator application on your mobile device, visit [GOOGLE AUTHENTICATOR!](#)

To associate Google Authenticator with your account, scan the barcode below with your Google Authenticator application.

Click here to display your barcode

[Click here if you're unable to scan the barcode \(for example if you're using the BlackBerry application, or a device without a camera\).](#)

Google Authenticator Authentication

Enabled

Help

Permit Offline Access

Allow

Help

PLEASE NOTE: If you choose to permit offline access, your data may temporarily be available in offline mode before you complete multifactor authentication. [Click here to learn more about this.](#)

[Click here to regenerate your Google Authenticator key \(for example if you lost your Google Authenticator device\).](#)

Cancel

Update

SHARED LOGINS & FOLDERS

Conveniently share access to logins across functional teams with Shared Folders.

Create New Shared Folder

LastPass...|

A Shared Folder will appear in the vault as Shared-'Folder Name'.

In the vault, drag-and-drop Sites or Secure Notes to add them to the folder. You can also convert an existing folder to a Shared Folder at any time, or edit an existing Shared Folder to a Shared Folder.

Folder Name:

Cancel

Create

Select "Manage Shared Folders" in the vault to create, assign, and customize permissions to folders.

LINKING YOUR PERSONAL ACCOUNT

Enterprise accounts are for company data only. For a more convenient browsing experience, you can link your personal account. Your personal data remains private and cannot be accessed by your employer.

Link Personal Account

If you have an existing personal LastPass account, you can link it with your current enterprise account so that the accounts will remain separate but you will be able to easily access both through a single login.

Please enter the credentials of your personal account and the association will be made. Your personal account will appear as a sub-folder in your enterprise account.

If you do not have a personal account yet: [Create a personal account first](#)

Personal Account Email

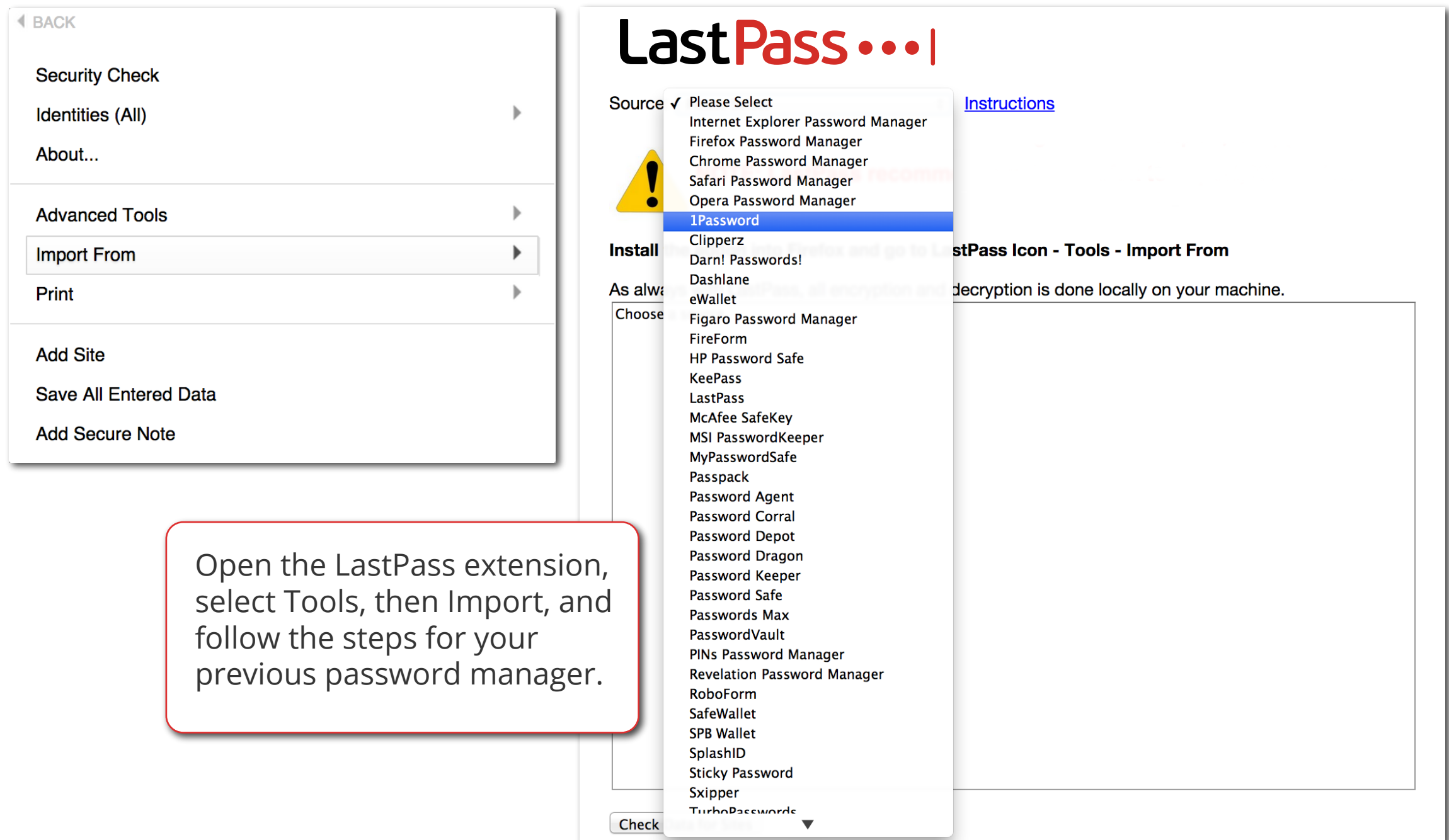
Personal Account Master Password

Link Account

Open your LastPass vault and click 'Link Account' in the Action menu on the left. Once linked, the personal account shows as a folder in your vault.

IMPORTING LOGINS INTO LASTPASS

Already using a password manager? Importing existing logins into LastPass is easy.



The image shows a composite of two screenshots from the LastPass browser extension. On the left is a sidebar menu with options: BACK, Security Check, Identities (All), About..., Advanced Tools, Import From (highlighted), Print, Add Site, Save All Entered Data, and Add Secure Note. On the right is the main interface with the LastPass logo and a 'Source' dropdown menu open, listing various password managers. '1Password' is highlighted in blue. Below the list is a 'Check' button. A red-bordered text box is overlaid on the bottom left of the screenshots.

Open the LastPass extension, select Tools, then Import, and follow the steps for your previous password manager.

Source ✓ Please Select
Internet Explorer Password Manager
Firefox Password Manager
Chrome Password Manager
Safari Password Manager
Opera Password Manager
1Password
Clipperz
Darn! Passwords!
Dashlane
eWallet
Figaro Password Manager
FireForm
HP Password Safe
KeePass
LastPass
McAfee SafeKey
MSI PasswordKeeper
MyPasswordSafe
Passpack
Password Agent
Password Corral
Password Depot
Password Dragon
Password Keeper
Password Safe
Passwords Max
PasswordVault
PINs Password Manager
Revelation Password Manager
RoboForm
SafeWallet
SPB Wallet
SplashID
Sticky Password
Sxipper
TurboPasswords

Install
As always
Choose

[Instructions](#)

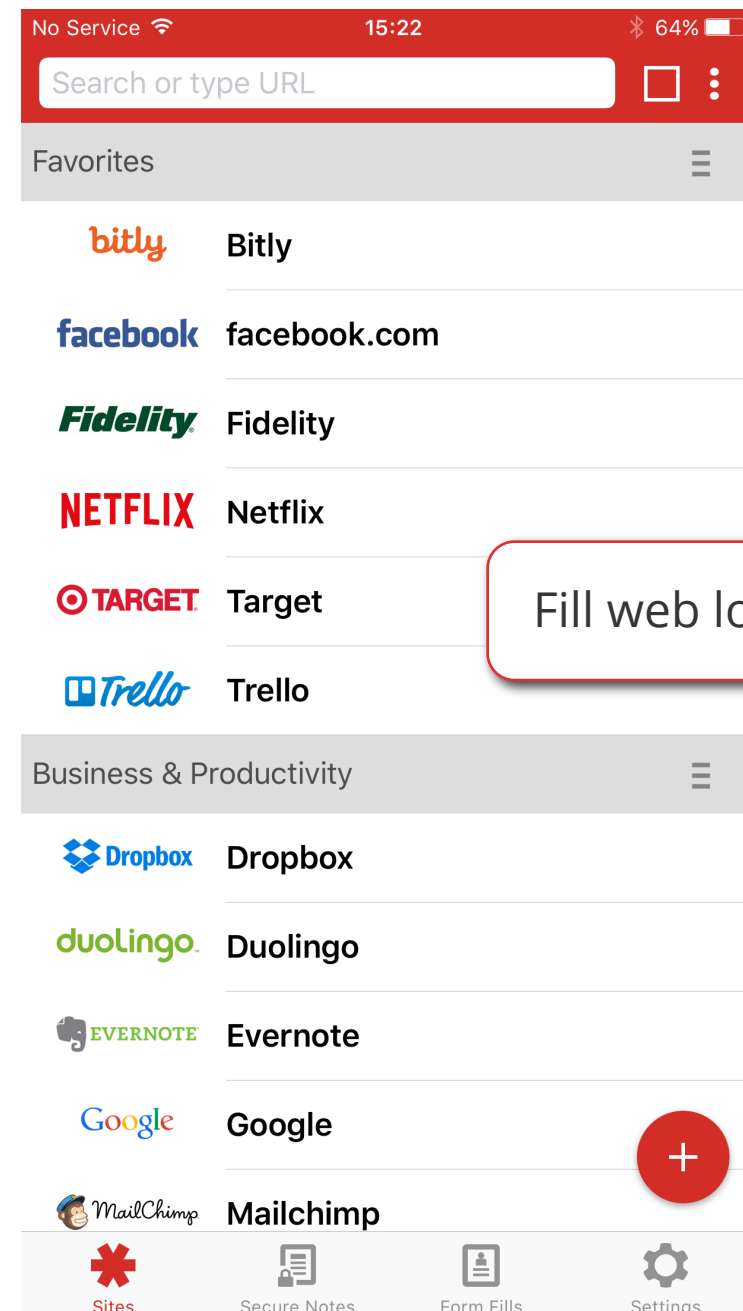
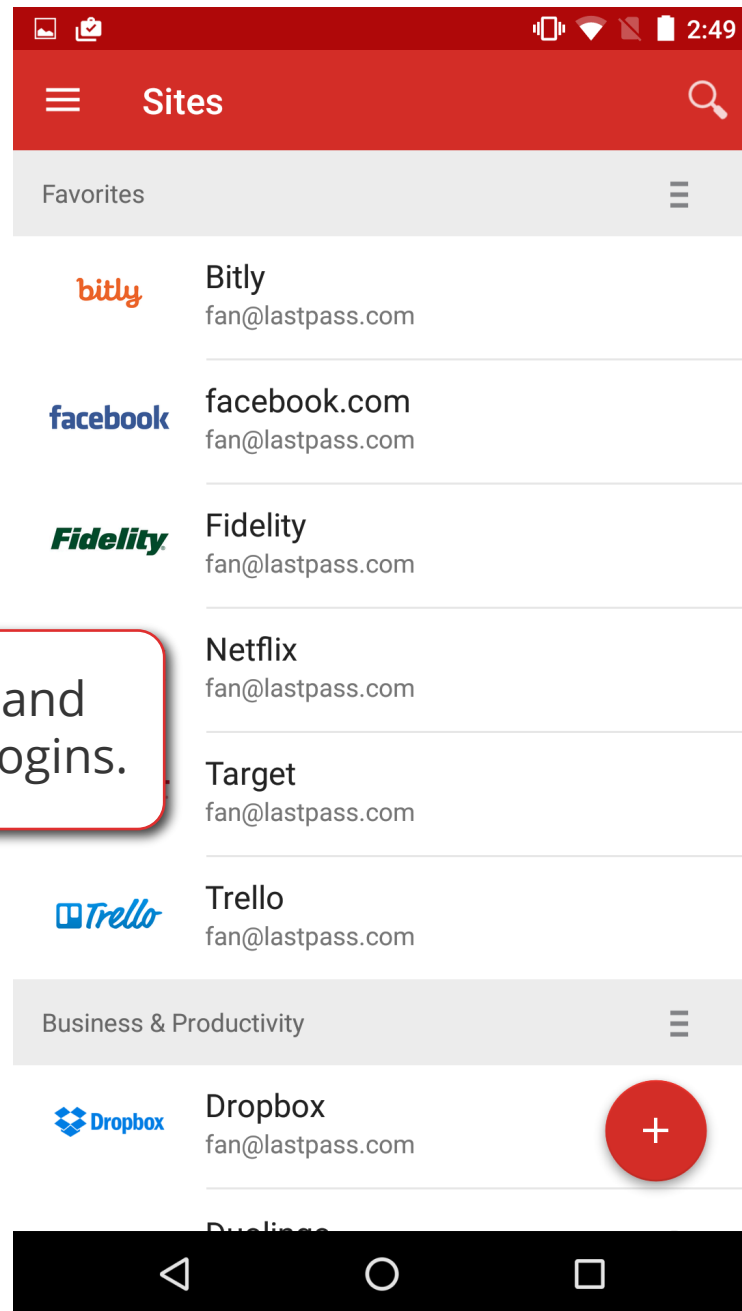
stPass Icon - Tools - Import From

decryption is done locally on your machine.

Check

LASTPASS ON THE GO

Download the LastPass mobile apps for Android, iOS, and other smartphones to access your vault and login to sites. View, edit, add, and fill passwords with the mobile app.



LOGIN TO CLOUD APPS WITH LASTPASS SAML

LastPass Enterprise works behind-the-scenes to authenticate cloud apps.

The screenshot displays the LastPass Enterprise web interface. On the left is a dark sidebar with navigation options: Collapse, Sites, Secure Notes, Form Fills, Sharing Center (with a notification badge), Security Challenge (95%), Emergency Access, Account Settings, and More Options. The main content area has a red header with the LastPass logo, a search bar, and a user profile for 'fan@lastpass.com'. Below the header, the 'Sites' section is active, showing 'Apps Assigned to Me (6)'. A red-bordered callout box on the right states: 'You can find your cloud app logins in the “Apps Assigned to Me” folder in your vault.' The apps are organized into two folders: 'Apps Assigned to Me' and 'Banking and Finance (3)'. The first folder contains six app cards: Airbnb, Amazon, Evernote, Facebook, and Pocket. The second folder contains three app cards: Capital One, Fidelity, and Bank of America. Each card displays the app's logo, name, and the email 'fan@lastpass.com'. A red circular button with a white plus sign is located at the bottom right of the app grid.

← Collapse

LastPass... | Search your vault

fan@lastpass.com

Sites

Apps Assigned to Me (6)

Sort By: Folder (a-z)

AirBnB
fan@lastpass.com

amazon.com®
Amazon
fan@lastpass.com

EVERNOTE
Evernote
fan@lastpass.com

facebook
Facebook
fan@lastpass.com

pocket
Pocket
fan@lastpass.com

Banking and Finance (3)

Read Only • Shared Folder

Capital One
fan@lastpass.com

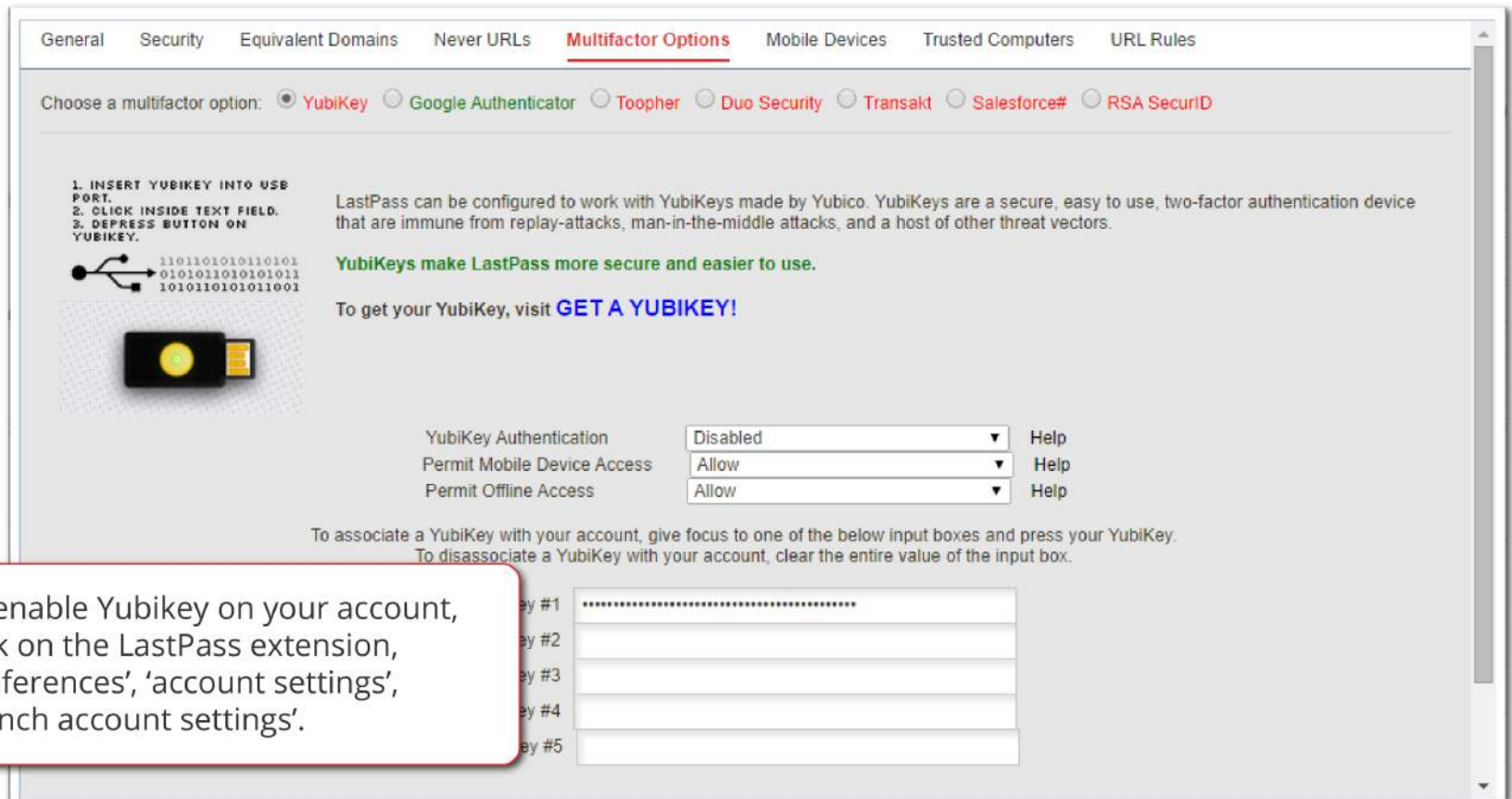
Fidelity
fan@lastpass.com

Bank of America
fan@lastpass.com

+

YUBIKEY AUTHENTICATION

Enable Yubikey to further protect your LastPass account against keyloggers and other hacking attempts.



The screenshot shows the 'Multifactor Options' tab in the LastPass settings. At the top, there are tabs for General, Security, Equivalent Domains, Never URLs, Multifactor Options (selected), Mobile Devices, Trusted Computers, and URL Rules. Below the tabs, a section titled 'Choose a multifactor option:' features radio buttons for YubiKey (selected), Google Authenticator, Toopher, Duo Security, Transakt, Salesforce#, and RSA SecurID. On the left, there are instructions: '1. INSERT YUBIKEY INTO USB PORT.', '2. CLICK INSIDE TEXT FIELD.', and '3. DEPRESS BUTTON ON YUBIKEY.' Below these instructions is a diagram of a USB key with binary code and a photo of a physical YubiKey device. To the right of the instructions, text explains that LastPass can be configured to work with YubiKeys made by Yubico, which are secure, easy to use, two-factor authentication devices immune from replay-attacks, man-in-the-middle attacks, and a host of other threat vectors. Below this, a green line of text states 'YubiKeys make LastPass more secure and easier to use.' and a blue link says 'To get your YubiKey, visit GET A YUBIKEY!'. Further down, there are three settings: 'YubiKey Authentication' set to 'Disabled', 'Permit Mobile Device Access' set to 'Allow', and 'Permit Offline Access' set to 'Allow', each with a 'Help' link. At the bottom, instructions state: 'To associate a YubiKey with your account, give focus to one of the below input boxes and press your YubiKey. To disassociate a YubiKey with your account, clear the entire value of the input box.' Below this are five input boxes labeled 'Key #1' through 'Key #5'. A red-bordered callout box on the left contains the text: 'To enable Yubikey on your account, click on the LastPass extension, 'preferences', 'account settings', 'launch account settings'.'

General Security Equivalent Domains Never URLs **Multifactor Options** Mobile Devices Trusted Computers URL Rules

Choose a multifactor option: ☒ YubiKey ☐ Google Authenticator ☐ Toopher ☐ Duo Security ☐ Transakt ☐ Salesforce# ☐ RSA SecurID

1. INSERT YUBIKEY INTO USB PORT.
2. CLICK INSIDE TEXT FIELD.
3. DEPRESS BUTTON ON YUBIKEY.

1101101010110101
0101011010101011
1010110101011001

LastPass can be configured to work with YubiKeys made by Yubico. YubiKeys are a secure, easy to use, two-factor authentication device that are immune from replay-attacks, man-in-the-middle attacks, and a host of other threat vectors.

YubiKeys make LastPass more secure and easier to use.

To get your YubiKey, visit [GET A YUBIKEY!](#)

YubiKey Authentication Disabled ▼ Help
Permit Mobile Device Access Allow ▼ Help
Permit Offline Access Allow ▼ Help

To associate a YubiKey with your account, give focus to one of the below input boxes and press your YubiKey.
To disassociate a YubiKey with your account, clear the entire value of the input box.

Key #1
Key #2
Key #3
Key #4
Key #5

ACCOUNT RECOVERY

It is very important that you remember your LastPass master password. If you forget your password, there may be a few options available to recover your account.

FORGOT PASSWORD?

Visit LastPass.com/Forgot.php to start the account recovery process.

Enter your email address, and we'll email your password hint to you.

Email

* Note: if your hint doesn't help you, you still may be able to use [Account Recovery](#)

Cancel

Email Hint

LastPass...|

E N T E R P R I S E

Thanks For Using LastPass!