

Classical Subjects Creatively Taught™

LATIN

Alive!

BOOK 3



Karen Moore
Gaylan DuBose



Latin Alive! Book 3

© Classical Academic Press, 2013

Version 1.0

ISBN: 978-1-60051-084-7

All rights reserved. This publication may not be reproduced, stored in a retrieval system, or transmitted, in any form or by any means, without the prior written permission of Classical Academic Press.

Classical Academic Press
2151 Market Street
Camp Hill, PA 17011

www.ClassicalAcademicPress.com

Scripture labeled “Vulgate” is taken from the Latin Vulgate.

Subject Editor: Edward J. Kotynski

Project Editor: Lauraine E. Gustafson

Cover, illustrations, and design: Lenora Riley

Latin Alive! Book 3

Table of Contents

Preface VII

Unit 1

Chapter 1 1

- **Section 1.** Declension Review (p. 2)
- **Section 2.** Irregular Noun: *Vīs* (p. 4)
- **Section 3.** Noun Case Review (p. 5)
- **Section 4.** The Gerund (p. 5)
- **Section 5.** The Gerundive (p. 7)

Chapter 2 11

- **Section 6.** Verb Review (p. 12)
 - **Section 7.** Ablative of Agent and Means (p. 15)
 - **Section 8.** Participle Review (p. 15)
 - **Section 9.** Impersonal Verbs (p. 17)
- Reading: “*Arborēs ad Rogōs Faciendōs Caeduntur*,” *Liber VI* (fragment), Ennius

Chapter 3 21

- **Section 10.** Verb Review: Perfect System (p. 22)
 - **Section 11.** Perfect Passive Participle (p. 25)
 - **Section 12.** Deponent Verbs (p. 26)
 - **Section 13.** PUFFV Verbs and the Ablative Case (p. 28)
- Reading 1: “*Dē Bellō Hannibalicō*,” *Liber VIII* (fragment), Ennius
Reading 2: “*Fabū Cunctātōris ēlogium*,” *Liber IX* (fragment), Ennius

Chapter 4 33

- **Section 14.** Subjunctive Mood (p. 34)
 - **Section 15.** Present Subjunctive (p. 34)
 - **Section 16.** Subjunctive of Irregular Verbs (p. 36)
 - **Section 17.** Translating the Subjunctive (p. 37)
- Reading: *M. Catonis Dē Agrī Cultūrā, Praefatio*, Cato

Chapter 5 42

- **Section 18.** Imperfect Subjunctive (p. 43)
 - **Section 19.** Imperfect Subjunctive for Deponent Verbs (p. 44)
 - **Section 20.** Conditions With the Indicative (p. 45)
 - **Section 21.** Subjunctive Conditions: Future Less Vivid (p. 46)
- Reading 1: *Dē Agrī Cultūrā*, iii, *Prima Pars*, Cato
Reading 2: *Dē Agrī Cultūrā*, iii, *Secunda Pars*, Cato

Chapter 6 51

- **Section 22.** Perfect Subjunctive (p. 52)
- **Section 23.** Pluperfect Subjunctive (p. 53)
- **Section 24.** Sequence of Tenses (p. 55)
- **Section 25.** Indirect Command (p. 55)

Reading 1: *Dē Agricultūrā*, xiii, Varro

Reading 2: *Dē Agricultūrā*, xiii, Varro

Unit 1 Reading	61
Historical Reading: “An Overview of Early Latin Literature,” by Alden Smith of Baylor University	
Latin Reading: <i>Dē Linguā Latīnā</i> , V.iv, Varro	

Unit 2

Chapter 7	70
-----------------	----

- **Section 26.** Purpose Review (p. 71)

- **Section 27.** Purpose Clauses (p. 72)

- **Section 28.** Future Imperative (p. 73)

Reading: *Epistula Cornēliae, Matris Gracchōrum*, Nepos

Chapter 8	77
-----------------	----

- **Section 29.** Indirect Question (p. 78)

- **Section 30.** Indirect Statement (p. 79)

- **Section 31.** Time Relative (p. 80)

- **Section 32.** Exclamatory Accusative (p. 81)

Reading: *Ōrātiō in Catilinam Prīma*, Cicero

Chapter 9	86
-----------------	----

- **Section 33.** Irregular Verb: *Fīō* (p. 87)

- **Section 34.** Ablatives in Comparative Phrases (p. 89)

- **Section 35.** Ablative of Respect (Specification) (p. 91)

Reading: *Dē Bellō Gallicō*, I:i–ii, Caesar

Chapter 10	100
------------------	-----

- **Section 36.** Result Clause (p. 101)

- **Section 37.** Purpose Clause vs. Result Clause (p. 102)

- **Section 38.** *Cum* Clauses (p. 103)

Reading: *Ab Urbe Conditā*, XXX.xxx, Livy

Chapter 11	109
------------------	-----

- **Section 39.** Conditional Review (p. 110)

- **Section 40.** Contrary-to-Fact Conditionals (p. 111)

- **Section 41.** Doubting Clauses (p. 113)

Reading: *Hannibal*, Nepos

Chapter 12	118
------------------	-----

- **Section 42.** Clauses of Fearing (p. 119)

- **Section 43.** Genitive and Ablative of Quality (or Description) (p. 120)

Reading: *Naturalis Historia, Liber XXXVI, Caput XIV*, Pliny the Elder

Unit 2 Reading	127
----------------------	-----

 Historical Reading: “Pons Mulvius,” by Christopher R. Schlect of New St. Andrew’s College

 Latin Reading: *Bellum Catilīnae IX et X*, Sallust

Unit 3

Chapter 13	135
------------------	-----

- **Section 44.** Latin Poetry: Meter and Scansion (p. 136)

- **Section 45.** Elision (p. 138)

- **Section 46.** Lyric Poetry (p. 139)

Reading 1: *Catullus I. ad Cornelium*

Reading 2: *Catullus LI. ad Lesbiam*

Chapter 14	145
• Section 47. Relative Clause of Characteristic (p. 146)	
• Section 48. Dative of Direction (p. 147)	
• Section 49. Dactylic Hexameter (p. 148)	
Readings 1–6: <i>Aeneid</i> , I.i–xxxiii, Vergil	
Chapter 15	158
• Section 50. Compound Verbs and the Dative Case (p. 159)	
• Section 51. Objective Genitive (p. 160)	
• Section 52. More on Meter (p. 160)	
Reading 1: “A Poet’s Thoughts on Cleopatra After the Battle of Actium,” <i>Ode</i> I.xxxvii, Horace	
Reading 2: “The Poet Believes He Will Achieve Immortality,” <i>Ode</i> III.xxx, Horace	
Chapter 16	168
• Section 53. Proviso Clause (p. 169)	
• Section 54. <i>Dum</i> Clauses (p. 169)	
• Section 55. Poetry Review (p. 170)	
Readings 1–3: <i>Metamorphoses</i> , <i>Liber V</i> , Ovid	
Unit 3 Reading	182
Historical Reading: “The Latin Poetry of John Milton,” by Grant Horner of The Master’s College	
Latin Reading: <i>Elegia secunda</i> , <i>Anno ætatis 17. In obitum Præconis Academici Cantabrigiensis</i> , Milton	
Glossaries	
Vocabulary by Chapter.....	189
Alphabetical Glossary.....	201
Contributors	
249	
Selected Bibliography	
251	
Appendices	
Appendix A: Pronunciation Guide	253
Appendix B: Reference Charts	257
Appendix C: Abbreviations	279
Appendix D: Noun Cases and Their Common Uses.....	281
Appendix E: Parsing, Declining & Conjugation Worksheets.....	283

Preface

ATTENTION STUDENTS:

We have written this text just for you, the young teen in the dialectic stage of learning (the School of Logic or Rhetoric). As the third book in the Latin Alive! series, this book will build upon the foundation provided in the first two books. This book will teach you to read, understand, and even construe original Latin texts, which represent some of the greatest literature ever written.

You will find the following in this book:

- **Pronunciation:** A pronunciation guide is included as an appendix to the text. This guide will help you recall all the rules for syllabication and accent you learned in *Latin Alive! Book 1* and *Book 2 (LA1 and LA2)*. These rules will become very important in the poetry section found in unit 3.
- **Glossaries:** Each chapter begins with vocabulary and English derivatives. At the back of this book we have provided both a Latin-to-English and an English-to-Latin glossary for each of these vocabulary lists.
- **Grammar Lessons:** These sections in each chapter provide clear, concise, and complete grammatical instruction that is written just as we teach in our classrooms. Grammatical exercises follow each lesson to help you practice what you have just learned.
- **Sentence Translation Exercises:** These exercises appear toward the end of each chapter. They will help you apply what you have practiced in the grammatical exercises and prepare you for the chapter reading.
- **Chapter Readings:** The readings in this book will provide you with a survey of Latin literature from the earliest writings of Ennius to the writings of Vergil and Ovid under the reign of Augustus. Each reading is authentic, unadapted Latin.
- **Reading Chapters:** Each unit concludes with a reading chapter designed to review the preceding lessons. The reading chapters resemble the format of the reading comprehension portion of the National Latin Exam and both the multiple choice and essay sections of the Advanced Placement Latin Exam. These unit reviews have been intentionally designed to increase reading comprehension skills and to familiarize you with the rhetorical devices commonly found in Latin literature.
- **Reading Helps:** Each reading, whether in a regular chapter or a reading chapter, contains the following helps:
 - Character lists that describe the characters appearing in each story.
 - An extra glossary, which contains words italicized in the text. This glossary will allow you to see on which words you can expect help.
 - At the end of the passage, we have provided translations for some phrases, which appear in bold type in the passage. This feature allows us to introduce you to classical idioms and expressions that frequently appear in Latin literature or especially difficult words and phrases in the text.
 - Reading comprehension questions, in both Latin and English, which follow each reading.

- **Historical Vignettes:** We are honored to have some outstanding classicists and historians as contributing writers for each of our unit review chapters. In these pieces, they share their expertise and love for literature.
 - Alden Smith, Associate Dean of the Honors College of Baylor University
 - Christopher R. Schlect, historian and Academic Dean of New St. Andrew's College
 - Grant Horner, Professor of Renaissance Literature at The Master's College
- **Poetry Unit:** Most of the readings in the Latin Alive! series have consisted of prose. Now we are excited to offer you an opportunity to experience the beauty of poetry. Unit 3 concludes the grammar studies via a study of the masters of Latin poetry: Catullus, Vergil, Horace, and Ovid. You will learn about the more common styles of Latin poetry, their Greek origins, and the poets they inspired through the ages.
- **Bonus Material:** In addition to all of the aforementioned, we have provided some of the following segments in each chapter to supplement your lessons.
 - **Colloquāmur:** Improve your command of Latin by increasing your oral proficiency. These activities appear regularly throughout the text and offer practical and sometimes entertaining ways to apply your Latin skills in and out of the classroom.
 - **Scribāmus:** This new section will challenge you to imitate the grammatical concepts and literary styles you are studying throughout the text.
 - **Derivative Detective:** Build your English vocabulary through activities that demonstrate how we can trace modern words back to an ancient vocabulary.
 - **Culture Corner:** Through these windows to the past, you will learn more about the Romans, their lives, their history, and their traditions.
 - **Latin in Science/Math:** Learn why Latin is called the language of the sciences. These segments connect the vocabulary you are learning to the many different branches of science and math.
 - **About the Author:** In this text you will have the opportunity to read a variety of Latin literature from the time of Ennius to the era of Vergil and Ovid. These segments will introduce you to the authors who penned these great works.
 - **Est Vērum!** These short segments will provide interesting tidbits of information about the author or subjects of the chapter readings.
 - **Legacy:** The poetry unit (unit 3) will feature segments that demonstrate how the legacy of these ancient poets lives on in later writers of this genre of literature.
- The completion of this book will conclude your Latin grammatical study, which means that you will be amply prepared to read and comprehend Latin texts. While you will encounter some readings as you go through this book, Classical Academic Press also offers a dedicated reader, *Latin Alive! Latin Reader*, which will provide you with the opportunity to read Latin without spending so much time learning grammar.

NOTE TO TEACHERS & PARENTS:

As with the previous books in the Latin Alive! series, this text includes clear, concise, and complete grammatical instruction, making it user-friendly for the novice Latin teacher. As seen in the list of features above, it also incorporates a great number of exercises and additional activities, making a supplemental text quite unnecessary. We have, however, created a teacher's guide for this text in order to aid you in the classroom. This guide includes not only answers and translations, but also teacher tips, tests, additional classroom projects, and a resource guide accumulated from our combined teaching experience of more than sixty-five years.

It is our hope that you will enjoy learning Latin with this textbook as much as we have enjoyed creating it for you.

S.D.G.,

Karen Moore & Gaylan DuBose



Vita sine litteris mors est.

Adelphi University, NY

This motto is adapted from letter 82 in Seneca the Younger's *Epistulae morales ad Lucilium*, which says, "*Otium sine litteris mors est, et hominis vivi sepultura.*"

Chapter 1

- Section 1. Declension Review
- Section 2. Irregular Noun: *Vīs*
- Section 3. Noun Case Review
- Section 4. The Gerund
- Section 5. The Gerundive

VOCABULARY

LATIN	ENGLISH	DERIVATIVES
NOUNS		
colōnus, colōnī, m.	farmer, (sometimes) a tenant farmer	(colonize)
cornū, -ūs, n.	horn; wing (of an army)	(cornet)
frūctus, -ūs, m.	fruit; profit, benefit	(fructose)
fūr, fūris, m./f.	thief (used as a term of reproach to slaves)	(furtive)
iniūria, -ae, f.	wrong, injury; insult, offense	(injury)
lacus, -ūs, m.	lake, pond, large body of water	(loch)
lēx, lēgis, f.	law	(legislate)
māiōrēs, māiōrium, m./f. pl. (cf. the comparative form of magnus)	ancestors	
mercātor, mercātōris, m.	merchant	(commercialize)
opus, operis, n.	work	(operative)
praedium, praediī, n.	farm, landed estate	(praedial)
sapientia, -ae, f. (cf. sapiens)	wisdom	(sapient)
silva, -ae, f.	woods, forest	(Pennsylvania)
vīs, vīs, f.	force, power; (pl.) strength, troops, forces	(vis)
VERBS		
invītō, -āre, -āvī, -ātum (cf. vitare, "to avoid")	to invite, entertain, summon	(invite)
nesciō, -īre, -īvī, -ītum	to not know, to be ignorant of	(nescience)

vetus, veteris, adj.

old, ancient

(veteran)

SECTION 1. Declension Review

A noun is the name of a person, a place, a thing, or an idea. In Latin there are five groups of nouns called declensions. Each declension shares a group of case endings. We usually find the base of a noun by removing the genitive singular ending. Review the following charts, paying special attention to the genitive singular, since that form, besides providing the base, tells us to which declension the noun belongs.

A. FIRST DECLENSION

Masculine and Feminine (e.g., *familia*, -ae, f.)

CASE	SINGULAR	PLURAL
NOM.	familia	familiae
GEN.	familiae	familiarum
DAT.	familiae	familiis
ACC.	familiam	familias
ABL.	familiā	familiis

Nota Bene: When a declension has more than one gender declined with the same endings, a noun of only one gender will appear in the charts. Assume that if more than one gender is mentioned under the name of the declension, it is declined the same way as the example. This statement applies to all five declensions.

As you know from *LA1* and *LA2*, there is another case, called the vocative, which is used for direct address. The vocative is exactly like the nominative except that nouns ending in -us in the nominative have that ending changed to -e to form the vocative and nouns ending in -ius have that ending changed to -ī to form the vocative (e.g., *colonus* would become *colone* in the vocative and *filius* would become *fili* in the vocative). Because the focus of this book is not on conversational Latin, the authors have opted to not include the vocative in the chapters. (However, the vocative is included for reference in the noun charts found in appendix B.)

B. SECOND DECLENSION

Masculine (e.g., *colonus*, -ī, m.)

CASE	SINGULAR	PLURAL
NOM.	colonus	coloni
GEN.	coloni	colonorum
DAT.	colono	colonis
ACC.	colonum	colonos
ABL.	colono	colonis

Nota Bene: The second declension masculine is the only declension in which the vocative differs from the nominative.

Neuter (e.g., *praedium*, -ī, n.)

CASE	SINGULAR	PLURAL
NOM.	praedium	praedia
GEN.	praedii	praediorum
DAT.	praedio	praediis
ACC.	praedium	praedia
ABL.	praedio	praediis

C. THIRD DECLENSION

Masculine and Feminine (e.g., *lēx*, *lēgis*, f.)

CASE	SINGULAR	PLURAL
NOM.	lēx	lēgēs
GEN.	lēgis	lēgum
DAT.	lēgī	lēgibus
ACC.	lēgem	lēgēs
ABL.	lēge	lēgibus

Caveat Discipulus: For the third declension, the nominative form is not determined by the genitive form. Both nominative and genitive forms must be memorized.

Neuter (e.g., *opus*, *operis*, n.)

CASE	SINGULAR	PLURAL
NOM.	opus	opera
GEN.	operis	operum
DAT.	operī	operibus
ACC.	opus	opera
ABL.	opere	operibus

D. FOURTH DECLENSION

Masculine and Feminine (e.g., *frūctus*, *frūctūs*, m.)

CASE	SINGULAR	PLURAL
NOM.	frūctus	frūctūs
GEN.	frūctūs	frūctuum
DAT.	frūctūī	frūctibus
ACC.	frūctum	frūctūs
ABL.	frūctū	frūctibus

Neuter (e.g., *cornū*, *cornūs*, n.)

CASE	SINGULAR	PLURAL
NOM.	cornū	cornua
GEN.	cornūs	cornuum
DAT.	cornū	cornibus
ACC.	cornū	cornua
ABL.	cornū	cornibus

E. FIFTH DECLENSION


Feminine or Masculine (e.g. *rēs*, *reī*, f. and *diēs*, *diēī*, m.)

CASE	SINGULAR	PLURAL
NOM.	rēs/diēs	rēs/diēs
GEN.	reī/diēī	rērum/diērum
DAT.	reī/diēī	rēbus/diēbus
ACC.	rem/diem	rēs/diēs
ABL.	rē/diē	rēbus/diēbus

Caveat Discipulus: The *e* in fifth declension nouns is short in the genitive and dative singular if preceded by a consonant and long if preceded by a vowel.

Exercise 1. Identify the stem of the following nouns and tell to which declension each noun belongs.

1. manus, manūs
2. familia, familiae
3. genū, genūs
4. servus, servī
5. pater, patris
6. arbor, arboris
7. cīvis, cīvis
8. oppidum, oppidī
9. fidēs, fideī
10. cornū, cornū
11. mercātor, mercātōris
12. silva, silvae
13. genus, generis
14. cultus, cultūs
15. vir, virī
16. fūr, fūris
17. lacus, lacūs
18. lēx, lēgis
19. māiōrēs, māiōrium
20. sapientia, sapientiae



Showing an alliance concluded between two Germanic tribes, this woodcut is modeled after a bas-relief from the Column of Marcus Aurelius in Rome.

■ SECTION 2. Irregular Noun: *Vīs*

In addition to these five noun declensions, there is one irregular noun listed in this chapter’s vocabulary list. The noun *vīs, vīs*, meaning “force” or “strength,” is very unusual. The singular forms decline in an irregular manner. The plural forms decline like the third declension i-stem. Take care to memorize these forms well.

CASE	SINGULAR	PLURAL
NOM.	vīs	vīrēs
GEN.	vīs	vīrium
DAT.	vī	vīribus
ACC.	vīm	vīrēs/vīrīs
ABL.	vī	vīribus

Caveat Discipulus: It is sometimes easy to mistake this irregular noun for the second declension *vir, virī*, or with the second-person present tense of *volō* and *nōlō*.

Exercise 2. Identify the case and number of each of the following nouns. Write down all possibilities.

1. frūctūs
2. fūribus
3. rēs
4. colōnōrum
5. agricola
6. lacū
7. vim

8. mercātōris
9. cīvis
10. cīvium
11. praedia
12. lēgis
13. lēgēs
14. operum
15. virīs
16. opus

■ SECTION 3. Noun Case Review

The case of a noun will help you determine that noun's job, or how that noun functions in a sentence. You have now learned most of the uses for all seven noun cases. Look at the following list and then take a moment to see how many uses you can recall for each case. Check your list against the one provided in appendix D.

- Nominative
- Genitive
- Dative
- Accusative
- Ablative
- Vocative
- Locative

Exercise 3. Provide the case of each underlined word in the following sentences. Using the context clues, discern the function or job of each underlined word. (Do not be concerned if you cannot yet translate or comprehend the full meaning of the sentences. You will work on those skills in chapter 3.)

1. Māiōrēs nostrī fūrem damnāvērunt.
2. Exīstimāvērunt cīvem malum esse pēiōrem quam fūrem.
3. Virum bonum virtute laudabant.
4. Colōnus bonus laudātur ā nostrīs māiōribus.
5. Ita ad oppidum frūmentum ferēbant bonī agricolāe.
6. Laudem dedērunt māiōrēs bonīs mercātōribus.
7. Ex agricolīs multī virī bonī vērērunt.
8. Laudat virēs mīlitum.
9. Sunt virī quī in familiā suā nōn laetī sint.
10. Urbem magnā vī hostēs vincent.
11. Fēmina frūctūs virīs dedit.
12. Parāte praedia mīlitibus!

■ SECTION 4. The Gerund

The gerund is a verbal noun. The English gerund is a verb with the suffix *-ing* that functions as a noun (e.g., walking). Because it is a noun, the gerund has case, number, and gender. The gerund is always neuter and always singular. It can appear in any of the oblique cases (genitive, dative, accusative, ablative). The gerund never appears in the nominative case.

As a verb, the gerund also has tense and voice. The translation of the gerund is always present and active. It does not have a subject, but can take a direct object. Latin, however, will usually employ the gerundive rather than the gerund if a direct object is being expressed (see section 5).

A. FORMATION: present stem + *-nd* + second declension neuter singular endings

	1ST CONJ.	2ND CONJ.	3RD CONJ.	3RD <i>-io</i> CONJ.	4TH CONJ.
GEN.	amandī	videndī	agendī	capiendī	audiendī
DAT.	amandō	videndō	agendō	capiendō	audiendō
ACC.	amandum	videndum	agendum	capiendum	audiendum
ABL.	amandō	videndō	agendō	capiendō	audiendō

Nota Bene:

- The gerund is always neuter singular.
- Note that the third *-io* and fourth conjugation verbs have an *-ie-* before the gerund ending. This is the same present stem as seen in the imperfect and future active tenses.
- The gerund never appears in the nominative case. Latin will use an infinitive instead (i.e., *errāre hūmanum est* “to err is human” or “erring is human”).

Exercise 4. Provide the gerund for each verb in the case requested.

1. Accusative: expiāre
2. Dative: accēdere
3. Genitive: vidēre
4. Ablative: frangere
5. Dative: venīre
6. Genitive: āmittere
7. Accusative: metuere
8. Dative: pultāre
9. Ablative: invitāre
10. Genitive: dīcere
11. Dative: ferre
12. Accusative: peccāre
13. Genitive: nescīre
14. Ablative: habēre
15. Accusative: facere

Bonus: Nominative: agere

B. TRANSLATION

Remember, the gerund never acts as a subject or as a direct object. It does, however, have several other uses depending on the case in which it appears. Let’s break down the five cases to see how the gerund may be used in each one.

Nominative: *Currere* (inf.) facile est.

Running is easy.

The Latin gerund does not appear in the nominative case. Instead, Latin uses the subjective infinitive. In other words, the Latin infinitive is the subject of the sentence. In English, however, we often translate the infinitive as an English gerund, ending in *-ing*.

Genitive: Amōrem *currendī* habet.

He has a love *of running*. (without a DO)

Amōrem bellum *gerendī* habet.

He has a love *of waging war*. (with a DO)

The genitive form of the gerund exemplifies a new use of the genitive called the objective genitive, which will be studied in greater detail in a later chapter. For now, note how the English translation uses a prepositional phrase beginning with “of.” This preposition is usually the best way to translate most Latin phrases using the genitive case.

Virī ad oppidum *bellum gerendī causā* adveniunt.
 The men arrive at the town *for the sake of waging war*.

The gerund in the dative case can also accompany *causā* to show purpose.

Dative: *Aptus regendō est.* He is fit *for ruling*.
 Aptus gentēs regendō est. He is fit *for ruling* the nations.
 īnstrūmentum pugnandō an instrument *for fighting*

The gerund in the dative case often accompanies a special verb or adjective that typically appears with a dative noun, as seen in the first two examples. It may also show purpose.

Accusative: *Domum ad dormiendum vēnit.* He came home *to sleep*.
 Sumus parātī ad pugnandum. We are prepared *for fighting*.

The gerund in the accusative case has only one purpose: to show purpose. Latin uses *ad* + the accusative gerund for purpose statements where English would use an infinitive.

Ablative: *Vincit Rōmam, modo vīvendō.* He conquers Rome just *by living*.
 Hic fortis pugnandō perit. This brave man dies *from fighting*.

The ablative gerund has several uses typical of the ablative case: means, manner, cause, and comparison. The ablative gerund also appears as the object of the prepositions *ab, de, ex, in,* and sometimes *pro*.

Exercise 5. Translate the following gerund phrases.

1. *īnstrūmentum edendō*
2. *regendī causā*
3. *ad vincendum*
4. *aptus audiendō [vēritātem]*
5. *in vīvendō*
6. *ars dīcendī*
7. *modus operandī*
8. *locum [artem] dīscendō*
9. *ad vīvendum*
10. *onus probandī*

SECTION 5. The Gerundive

A. FORM

The gerundive is a verbal adjective. It differs from the gerund in that it is used to modify a noun or pronoun the same way in which an adjective would. Thus, while the gerundive appears similar to the gerund (hence the similar names), it differs in that the gerundive may decline in any case, number, or gender.

CASE	MASCULINE	FEMININE	NEUTER
NOM.	agendus	agenda	agendum
GEN.	agendī	agendae	agendī
DAT.	agendō	agendae	agendō
ACC.	agendum	agendam	agendum
ABL.	agendō	agendā	agendō
<hr/>			
NOM.	agendī	agendae	agenda
GEN.	agendōrum	agendārum	agendōrum
DAT.	agendīs	agendīs	agendīs
ACC.	agendōs	agendās	agenda
ABL.	agendīs	agendīs	agendīs

Nota Bene: The gerundive declines like first and second declension adjectives.

Exercise 6. Using what you have learned about the gerund and the gerundive, decline the plural forms of the gerundive for the following verbs.

1. docēre - masculine
2. invītāre - feminine
3. nescīre - neuter

B. TRANSLATION

You may recall from *LA2* that the gerundive is also known in Latin as the future passive participle. Thus it is often translated “to be _____ed/en.”

fēmina <i>amanda</i>	a woman <i>to be loved</i>
crūstula <i>edenda</i>	cookies <i>to be eaten</i>

If you think about an action that is on your “to do” list (agenda), it is often something that must be done. In the same manner, the gerundive often carries a sense of obligation or necessity.

Fēmina amanda est.	The woman must be loved. (lit., The woman is to be loved.)
Crūstula edenda sunt nōbīs.	The cookies must be eaten by us. (lit., The cookies are to be eaten.)

English, however, prefers an active sentence to a passive for expressions with an agent. So an alternate way to express the second sentence would be the following:

We have to eat the cookies.

Notice that in the preceding examples the gerundive is joined by a form of the verb *esse*. Latin grammarians give this construction the fancy title of passive periphrastic. The dative of agent is used instead of *ā/ab* with the ablative with this construction.

There are some ideas that can be expressed with either the gerund or the gerundive.

Exempli gratia:

Rēx aptus gentēs <i>regendō</i> est.	He is fit <i>for ruling</i> the nations.
Rēx aptus <i>gentibus regendīs</i> est.	He is fit <i>for ruling the nations</i> . (lit., He is fit <i>for the nations being ruled</i>).*

Which of the preceding examples use the gerund? Which use the gerundive?

You can see clearly that these are two different ways of expressing the same idea.

***Nota Bene:** Translations should never resemble the “literal” translations given above. They are only given for illustrative purposes.

Exercise 7. Underline the gerundive in each of the following sentences and circle the word it modifies. Then translate.

1. Nesciō virum laudandum magis quam hunc.
2. Colōnī mercātōrēsque ad praedium vetus sunt invītandī.
3. Māter in mēnsā liberīs frūctūs edendōs pōnit.
4. Lēgēs parendae scribī cum sapientiā debent.
Hint: *scribī* – passive form *scribere*
5. Mī fili, fūrēs et virī malī sunt vītandī.
6. Parāvīmusne nāvēs lacuī nāvīgandō?
7. Vītābis iniūriam vītandō pugnō.
8. Prō primā luce diēi opus agendum erat.
9. Edendīs multīs crūstulīs crēscēs maximē corpore.
10. Animal parvum bēstiās saevās in silvā arbore ascendendā effugit.

Exercise 8. Read and discuss the following quotations.

1. ad astra per aspera (Motto of Kansas)
2. mens sana in corpore sano (Juvenal)
3. Dux [erat] femina facti. (Vergil)
4. Docendo discimus. (Seneca)
5. Ipse dixit. (used by Cicero and many others)
6. Crescit eundo. (Motto of New Mexico)
Hint: *Eundo* is the gerund form of the irregular verb *ire*.
7. Labor omnia vincit. (Vergil)
8. Timendi causa est nescire. (Seneca)
9. iustitia omnibus (Motto of the District of Columbia)
10. Labora summa vi, pauca desidera. (Marcus Aurelius)
11. Carthago delenda est! (Cato the Elder)
12. ad eundem audacter quo nullus homo ante ivit (Dux Kirkus)
13. Veterem iniuriam ferendo invitamus novam [iniuriam]. (Publilius Syrus)
14. Deus his quoque finem dabit. (Vergil)
15. ad captandum vulgus (unknown)
16. vir bonus, dicendi peritus (definition of an orator, Cato the Elder)
Hint: *peritus* – skilled

Derivative Detective



We have formed English words from Latin words for centuries. Some Latin elements, such as the noun *rēs*, have English derivatives in a different part of speech. The suffix *-fy* added to the root *rē-* makes an English verb from a Latin noun. (The suffix *-fy* is from the Latin *faciō*, meaning “make” or “do.”) So the English word *reify* means “make into a thing.” The suffix *-ate* makes the noun *lēs* into a verb (legislate) in a manner similar to the process for *reify*. The suffix *-ize* in *civilize* functions in the same way. The suffix *-ile* (from the Latin suffix *-ilis*, an adjective-forming suffix in Latin) makes the Latin noun *vir* into an English adjective—*virile*—based *in toto* on *virilis*, meaning “like a man” or “manly.”

Make each of the following Latin words into an English derivative of the different, specified part of speech. Use an English dictionary if necessary.

- fūr (adjective)
- lēs (adjective)
- fructus (verb)
- deus (verb)
- mors (verb)

For each of the following Latin words, provide an English derivative that is the same part of speech as the Latin word given but which has a different meaning.

- | | |
|---------|---------|
| pater | opus |
| colōnus | fructus |
| cīvis | cornū |
| lēs | |

Colloquāmur!

Use the following questions and responses to review the adjectives in the sentences translated throughout this chapter. Use some “eye” Latin to figure out what the responses mean.

Interrogātiō: Cūius est numerī? What number is it?

Respōnsum: Singulārīter est.
Plūrālīter est.

Interrogātiō: Quō est cāsū? In what case is it?

Respōnsum: Cāsū nōminātīvō est.
Cāsū genitīvō est.
Cāsū datīvō est.
Cāsū accūsātīvō est.
Cāsū ablātīvō est.
Cāsū vocātīvō est.
Cāsū locātīvō est.

Interrogātiō: Cūius est generis? What gender is it?

Respōnsum: Est virīlis.
Est muliebris.
Est neutrālis.

Interrogātiō: Quid significat? What does it mean?



Scribāmus! (Let's Write!)

In this book, we are introducing a new segment that will encourage you to compose your own original pieces of Latin. This first writing assignment will be a short one. You have seen many mottoes for people, groups, states, and countries. Compose your own personal Latin motto. You may wish to take into account your own talents, goals, and interests, or those of your family.





Oportet eum regnare.

King's College, Pennsylvania

This is adapted from 1 Corinthians 15:25 of the Vulgate:

“Oportet autem illum rēgnāre dōnec pōnat omnēs inimicōs sub pedibus eius.”

Chapter 2

- Section 6. Verb Review
 - Present System, Active and Passive
- Section 7. Ablative of Agent and Means
- Section 8. Participle Review
- Section 9. Impersonal Verbs

VOCABULARY

LATIN	ENGLISH	DERIVATIVES
NOUNS		
fremitus, -ūs, m.	a roaring, murmuring	(fremitus)
secūris, secūris, f.	axe, hatchet	
VERBS		
caedō, caedere, cecīdī, caesum (cf. caedes)	to cut down, to kill	(caesarian)
cavō, -āre, -āvī, -ātum	to make hollow, to hollow out	(excavate)
cōgitō, -āre, -āvī, -ātum	to think, to consider	(cogitate)
existimō, -āre, -āvī, -ātum	to judge a thing according to its value	(estimate)
licet, licēre, licūit <i>or</i> licitum est	it is allowed for <i>x</i> (dat.) to <i>y</i> (inf.); <i>x</i> (dat.) may <i>y</i> (inf.)	
oportet, oportēre, oportuit	it is proper/right for <i>x</i> (acc.) to <i>y</i> (inf.); <i>x</i> (acc.) should <i>y</i> (inf.)	
praestō, praestāre, praestitī, praestitum	to place before, to present; to be outstanding, to be distinguished; to prevail; to overcome; to stand before	
prōmittō, prōmittere, prōmisī, prōmissum	to let go forward, to send forth; to promise	(promise)
sonō, sonāre, sonuī, sonitum	to sound, to resound, to make a noise	(sonic)
vīsō, vīsere, vīsī, vīsum	to look at carefully, to contemplate	(visage)
ADJECTIVES, ADVERBS, CONJUNCTIONS, etc.		
frondōsus, -a, -um, adj.	full of leaves, leafy	(frond)

SECTION 6. Verb Review

You likely recall that Latin has four verb conjugations, or groups of verbs. The conjugation for each verb may be identified by the verb's stem, which is found like this:

stem = second principal part – re

This stem is called the present stem and may be used to form verbs in the present system (*id est* present, imperfect, and future) in both the active and passive voices.

The charts in this section show the three tenses in the present system for a first conjugation verb. You may need to review verbs of the other conjugations by looking at the reference charts in appendix B. Remember that first and second conjugations tend to follow the same patterns. Third and fourth conjugation verbs sometimes follow a different pattern.

A. PRESENT TENSE

1. Active Voice

All conjugations: present stem + active personal endings

First Conjugation: I praise, I am praising, I do praise

PERSON	SINGULAR	PLURAL
1	laudō (I praise)	laudāmus (we praise)
2	laudās (you praise)	laudātis (you praise)
3	laudat (he/she/it praises)	laudant (they praise)

2. Passive Voice

All conjugations: present stem + passive personal endings

First Conjugation: I am praised, I am being praised

PERSON	SINGULAR	PLURAL
1	laudor (I am praised)	laudāmur (we are praised)
2	laudāris/laudāre* (you are praised)	laudāmini (you are praised)
3	laudātur (he/she/it is praised)	laudantur (they are praised)

**Caveat Discipulus:* Notice that the second-person singular now shows an alternate form. At first glance, it may seem like an infinitive, but the context of the sentence will reveal differently.

Nota Bene:

- Note that the stem is the same for both the active and passive voices.
- Note carefully that the second-person singular has an alternative form, which looks like the infinitive.
- Note the stem vowel in the passive third-person singular is long (it is short in the active voice).
- Refer to the reference charts in appendix B to see examples of conjugations 2–4.



Queen Dido of Carthage on the funeral pile, a scene from Virgil's *Aeneid*

Exercise 1. Considering the patterns shown for *laudāre*, conjugate the verbs *habēre* and *aperīre* in the present active and present passive. Include the alternative ending for the second-person singular present passive. Also be sure to include English translations. (Hint: You can see models for the second and fourth conjugations in the reference charts in appendix B.)

B. IMPERFECT TENSE

1. Active Voice

First and second conjugation: present stem + *-ba-* + active personal endings

Third and fourth conjugation: present stem + *-ēba-* + active personal endings

First Conjugation: I was praising, I used to praise, I kept on praising, I praised

PERSON	SINGULAR	PLURAL
1	laudābam (I was praising)	laudābāmus (we were praising)
2	laudābās (you were praising)	laudābātis (you were praising)
3	laudābat (he/she/it was praising)	laudābant (they were praising)

2. Passive Voice

First and second conjugation: present stem + *-ba-* + passive personal endings

Third and fourth conjugation: present stem + *-ēba-* + passive personal endings

First Conjugation: I was praised, I was being praised, I used to be praised

PERSON	SINGULAR	PLURAL
1	laudābar (I was praised)	laudābāmur (we were praised)
2	laudābāris/laudābāre (you were praised)	laudābāminī (you were praised)
3	laudābātur (he/she/it was praised)	laudantur (they were praised)

Nota Bene:

- Note that the tense marker is the same for both the active and passive voices.
- Remember that the first and second conjugations use the tense marker *-ba-*. The third and fourth conjugations use the tense marker *-ēba-*.
- Refer to the reference charts in appendix B to see examples of the imperfect tense for conjugations 2–4.

Exercise 2. Considering the patterns shown for *laudāre*, conjugate the verbs *rapere* and *invenīre* in the imperfect active and passive. Be sure to include English translations. (Hint: Remember that *rapere* is a third conjugation *-io* verb. You can see models for the third *-io* and fourth conjugations in appendix B.)

C. FUTURE TENSE

1. Active Voice

First and second conjugation: present stem + *-b (i, o, u)-* + active personal endings

First Conjugation: I shall praise, I shall be praising

PERSON	SINGULAR	PLURAL
1	laudābō (I shall praise)	laudābimus (we shall praise)
2	laudābis (you will praise)	laudābitis (you will praise)
3	laudābit (he/she/it will praise)	laudābunt (they will praise)

2. Passive Voice

First and second conjugation: present stem + -b (i, o, u)- + passive personal endings

First Conjugation: I shall be praised

PERSON	SINGULAR	PLURAL
1	laudābor (I shall be praised)	laudābimur (we shall be praised)
2	laudāberis/laudābere (you will be praised)	laudābiminī (you will be praised)
3	laudābitur (he/she/it will be praised)	laudābuntur (they will be praised)

Nota Bene:

- Note that the tense marker is the same for most endings in the active and passive voices.
- Note carefully that the second-person singular has a vowel change. The active tense ending is *-bis*. The passive endings are *-beris* or *-bere*.
- Remember that the first and second conjugations use the tense marker *-b (i, o, u)-*. The third and fourth conjugations use the tense marker or *-e-* (with the exception of *-a-* in the first-person singular).
- Refer to appendix B to see examples of the future tense for conjugations 2–4.

Exercise 3. Considering the patterns shown for *laudāre*, conjugate the verbs *ferre* and *placēre* in the future active and passive. Include English translations. (Hint: Remember that although *ferre* is classified as an irregular verb, it follows the conjugation pattern for the third conjugation in the imperfect and future tenses.)

In order to review verbs in the present system in the other conjugations, you will need to refer to either the paradigms in appendix B or your notes from *LA1* and *LA2*.

Exercise 4. For each verb below, give the person, number, tense, and voice.

1. laudāmur
2. occupābunt
3. cōgitābis
4. parābās
5. laudantur
6. cogitō
7. occupābāmur
8. vīsēt
9. sonābantur
10. cavābit
11. prōmittēminī
12. caeduntur

Exercise 5. Change each verb in exercise 4 from active to passive or from passive to active, keeping the same person, number, and tense.

Exercise 6. Translate the following sentences.

1. Hic vir praestat.
2. Ille puer quaerit, “Cūr?”
3. Nostrae fēminae bonae semper laudāntur.
4. Ā nōbīs bonae fēminae semper laudābuntur.
5. Agricolaē fortissimī prōmittēbant bonum lābōrem.
6. Discipulī sē in eō studiō occupant.
7. Quid in animō habēs?
8. Quās rēs parābit illa puella?

9. Quae rēs parābuntur ab illā puellā?

10. Lēx laudābitur ā virō illō.

Hint: When a form of *ille* follows the noun it modifies, it can mean “that famous.”

SECTION 7. Ablative of Agent and Means

The passive voice indicates that someone or something (the subject) is acted upon by an agent. The agent is sometimes left to be inferred from the context, but when it is expressed, in Latin we show the agent by using *ā* or *ab* with the ablative case.

Exempli Gratia:

Frūmentum portātur.

The grain is carried.

Frūmentum ā servō portātur.

The grain is carried by a servant.

When a thing is used to perform the action, Latin uses the ablative case without a preposition. This is called the ablative of means.

Exempli Gratia:

Frūmentum carrō portātur.

The grain is carried by a cart.

Both ablatives can be in the same sentence.

Exempli Gratia:

Frūmentum carrō ā servō portātur.

The grain is carried by the servant by cart.
(i.e., The servant carries the grain by cart.)

Exercise 7. Translate the following sentences, which contain the ablative of agent or means constructions.

1. Ager ab agricolā parābātur.

2. Silva sonābat fremitū bellī.

3. Illa rēs ab omnibus bonīs virīs condemnābitur.

4. Frūctūs emēbantur ā mercātōre.

5. Arborēs frondōsae in silvā secūribus hominum caeduntur.

6. Omne opus nostrum ā patre nostrō laudātur.

7. Ā cīve malō bona lēx nōn laudābitur.

SECTION 8. Participle Review

In chapter 1, we reviewed the gerund, a verbal noun. The basic idea behind the gerund is that a verb, showing action, is grammatically transformed into a noun. It thus expresses the idea of the action. A participle is a verbal adjective. It is a verb that is grammatically transformed into an adjective. It is thus part adjective and part verb. As an adjective, it will have case, number, gender, and the ability to modify nouns. As a verb, the participle will have tense, voice, and the ability to take a direct object. We will review the most commonly used participles over the next few chapters. Let's begin with the present participle.

PRESENT PARTICIPLE

a. Formation: present stem + *-ns*, *-ntis* *age-ns*

The present participle consists of the present stem plus the ending *-ns* (in the nominative singular only) and *-ntis*. These participles decline as third declension i-stem nouns or adjectives.

SINGULAR		
CASE	MASCULINE/FEMININE	NEUTER
NOM.	agēns	agēns
GEN.	agentis	agentis
DAT.	agentī	agentī
ACC.	agentem	agēns
ABL.	agentī/agente	agentī/agente
VOC.	agēns	agēns

PLURAL		
CASE	MASCULINE/FEMININE	NEUTER
NOM.	agentēs	agentia
GEN.	agentium	agentium
DAT.	agentibus	agentibus
ACC.	agentēs/agentīs	agentia
ABL.	agentibus	agentibus
VOC.	agentēs	agentia

Nota Bene:

- The stem vowel *-e-* is long only in the nominative singular. This is true for all conjugations: (first) *amāns, amantis*; (second) *videns, videntis*; (third) *agēns, agentis*; (third *-io*) *capiens, capientis*; (fourth) *audiens, audientis*.
- Third *-iō* and fourth conjugation both have an *-ie-* before the participial ending (see examples in preceding note).
- The ablative singular has two endings: one resembles third declension nouns, the other third declension adjectives. Section 8b will discuss when to use these forms.
- The accusative plural commonly appears as *-īs* in the writings of certain authors, such as Vergil.

Exercise 8. Transform the following verbs into the present participle with the requested case, number, and gender.

1. caedere (nominative, singular, neuter)
2. cavāre (dative, plural, feminine)
3. cōgitāre (accusative, singular, masculine)
4. existimāre (genitive, plural, neuter)
5. frangere (ablative, plural, masculine)
6. occupāre (dative, singular, feminine)
7. praestāre (nominative, plural, masculine)
8. prōmittere (accusative, plural, neuter)
9. sonāre (genitive, singular, feminine)
10. vīsere (ablative, singular, masculine)

b. Translation

The present active participle demonstrates action that occurs *at the same time* as that of the main verb. The English present participle typically uses the ending *-ing*, particularly when functioning as an adjective. In Latin, the adjectival participle will use the third declension adjective ending for the ablative singular: *-ī*.

Uxor **amāns** virum cūrat.

The **loving** wife cares for her husband.

Vir **ab uxōre amantī** cūrātur.

The husband is cared for **by his loving wife**.

Both of the above examples demonstrate the adjectival use of the present active participle. Latin also uses participles as nouns or, more accurately, uses participles that modify an unexpressed or understood noun.

Currēns est fessus.

The one running is tired.

He who is running is tired.

In the preceding example, it is understood that the participle modifies a noun that is unexpressed. That unseen noun must refer to a singular person. Notice how English needs to add an expressed subject (“one”) and often employs a relative pronoun to translate this participle. Latin uses participles much more often than English. When the participle acts as a noun, or has an object, it is sometimes better to translate the participle as a dependent clause. When functioning as a noun, the present participle uses the third declension noun form of the ablative singular: short *-e*.

Currentēs sunt fessī.

Flōres ab **currente** calcābātur.

Those who are running are tired.

The flowers were being trampled by **the one running**.

or

The flowers were being trampled by **the one who was running**.

Caveat Discipulus: Gerund vs. Present Participle

Students sometimes confuse the gerund (verbal noun) with the participle (verbal adjective). To help discern the difference, remember the following clues:

GERUND	PRESENT PARTICIPLE
<ul style="list-style-type: none">• The gerund will have the letters <i>-nd-</i> just before the ending.	<ul style="list-style-type: none">• The present participle will have the letters <i>-ns</i> or <i>-nt-</i>.
<ul style="list-style-type: none">• The gerund will decline as a second declension neuter noun.	<ul style="list-style-type: none">• The present participle will decline as a third declension adjective or noun.
<ul style="list-style-type: none">• The gerund always acts as a noun representing an action.	<ul style="list-style-type: none">• The present participle will always act as an adjective describing another noun, even if that noun is not seen in the sentence.

Exercise 9. Identify and parse the present participle or gerund in each of the following sentences. Then translate.

1. Virī caedentēs arborēs frondōsās decem hōrās labōrābant.
2. Expellite hostēs terram nostram occupantēs!
3. Vīsentibus ille pugnāre ferōcius quam omnēs vidētur.
4. Duo virī murum altissimum vīsendī causā ascendunt.
5. Magnus fremitus quercū in silvā cadente creātur.
6. Imperātor amantēs patriam salutāvit magnā oratiōne.
Hint: What single English word could represent *amantēs patriam*?
7. Ferte secūrēs et instrūmenta vōbīscum alia aedificandō.
8. We created a small boat by hollowing out a tree.
9. The falling trees resound with a great roar through the whole forest.
10. The children drive off the wolf by throwing stones.
11. Thinking often about his family, the father wrote many letters.

■ SECTION 9. Impersonal Verbs

Impersonal verbs are actually a misnomer grammatically. The fact is that a specific or actual person is not the subject of an impersonal verb; but as we know, the third-*person* ending can take a neuter subject. So, while there is no person involved in the colloquial sense, there is in grammatical usage. In English we use the placeholder “it” for our impersonal verbs, which Latin usually does not do so. For instance, notice the following expressions:

It is right to do this.

It is not permissible for us to run in the building.

In the first sentence, if we asked the question “What is right?” the answer would be “to do this.” In a sense, this phrase is the subject and we could rephrase the statement as “To do this is right.” The word “it” can either be seen as a placeholder or as a marker to let the listener/reader understand that a phrase is coming that will explain the pronoun. Very frequently we use this impersonal construction when we want to be general and inclusive. In the first example, if one asked the question “For whom is it right to do this?” the answer would be “everyone” or “anyone.” On the other hand, the second example seems odd in English because we generally use personal constructions when we are being specific and exclusive. The second example might better be written as “We are not allowed to run in the building.” Even if the second sentence were truncated and no subject expressed, as in “It is not permissible to run in the building,” we might prefer to make it personal and make the subject generic, as in “One is not permitted to run in the building.”

There are all sorts of ways to make these phrases more pleasing to the English speaker's ear. As a result, we generally shy away from a literal way of translating these constructions.

Unlike English speakers, the Romans had no qualms about keeping the impersonal verb even when the subject was expressed. Readers will always see these verbs in the third-person singular. For this reason, these verbs are listed in the dictionary (and in this chapter's vocabulary list) differently than most verbs. Look through the list and see if you can identify the two impersonal verbs.

Now look at these two impersonal verbs within a Latin sentence. What is the subject for each of these verbs?

Oportet nōs hoc facere.

Nōn licet nōbīs currere in aedificō.

To discern the subject, ask yourself:

Quid oportet? (nōs)

Quid nōn licet? (nōbīs)

In Latin, the subject of an impersonal verb is usually an infinitive along with its subject and object (if they are expressed). You may recall from *Latin Alive! Book 2* that an infinitive can act as the subject of a sentence or phrase (see *LA2*, section 65). When the infinitive phrase acts as a subject it is considered neuter and singular, thus fitting the third-person singular nature of an impersonal verb. Also note that for *oportet* the person for whom something is fitting is in the accusative case (subject of the infinitive), while for *licet* the person for whom something is permitted is in the dative case (dative of reference).

Regular verbs may also act in an impersonal manner and often do so in the passive voice.

Vidētur esse bonum pullō. It seems good to the chicken.

Exercise 10. Translate the following famous quotations from Latin literature. Watch for impersonal verbs.

1. Cui peccare licet, peccat minus. (Ovid)
2. Gutta cavat lapidem, non vi, sed saepe cadendo. (Ovid)
Hint: *gutta* – a drop/dripping
3. Non licet omnibus adire Corinthum. (Horace)
Hint: *Corinthus* – Corinth, Greek city, luxurious travel destination
4. Salus populi suprema lex [est]. (Cicero, motto of Missouri)
5. Caritate te benevolentia oportet esse, non armis. (Cicero)
Hint: *cāritāte* – affection; *benevolentia* – kindness
6. Non omne quod licet honestum est. (*Corpus Iuris Civilis*)
7. Ab ovo usque ad mala. (Horace)
8. Divina natura dedit agros, ars humana aedificavit urbes. (Tibullus)
9. Aegroto, dum anima est, spes esse dicitur. (proverb)
Hint: *aeqrōtō* – sick man
10. Quod licet Iovi non licet bovi. (proverb)

Chapter Reading



“ARBORĒS AD ROGŌS FACIENDŌS CAEDUNTUR”

Fragment from Ennius, *Liber VI*, unadapted

*Incendunt arbusta per alta, secūribus caedunt,
Percellunt magnās quercūs, exciditur īlex,*

Fraxinus frangitur atque *abiēs* consternitur alta.

Pīnūs procerās *pervortunt*: omne sonābat

Arbustum fremitū silvae frondōsae.

GLOSSARY

<i>rogus</i> , -ī, m.	funeral pyre
<i>incendō</i> , <i>incendere</i> , <i>incendī</i> , <i>incensum</i>	to burn, to set fire (cf. <i>incendium</i>)
<i>arbustum</i> , -ī, n.	plantation, a vineyard planted with trees, grove of trees
<i>percellō</i> , <i>percellere</i> , <i>perculī</i> , <i>perculsum</i>	to beat down, to strike down
<i>excīdō</i> , <i>excīdere</i> , <i>excīdī</i> , <i>excīsum</i>	<i>ex</i> + <i>caedō</i>
<i>īlex</i> , <i>īlicis</i> , f.	holly, holm-oak
<i>fraxinus</i> , -ī, m.	ash tree
<i>abiēs</i> , <i>abietis</i> , f.	silver fir
<i>consternō</i> , <i>consternere</i> , <i>constrāvī</i> , <i>constratum</i>	to strew, to scatter; to knock over
<i>pīnus</i> , -ūs, f.	pine tree (this word also commonly appears as a second declension noun: <i>pīnus</i> , <i>pīnī</i>)
<i>prōcērus</i> , -a, -um, adj.	<i>altus</i> , <i>longus</i>
<i>pervortō</i> , <i>pervortere</i> , <i>pervortī</i> , <i>pervorsum</i>	to turn upside down (cf. <i>per</i> + <i>vertere</i>)

Caveat Discipulus: There are several trees named in this chapter reading. Notice that each tree is feminine in gender even if it is in a declension that does not have many feminine nouns (second and fourth declensions). The names of trees are often feminine “PAIN” words. That is, they are feminine in gender despite their declension.

RESPONDĒ LATĪNĒ!

1. Quōmodo virī arborēs caedunt?
2. Quālēs arborēs in silvā sunt?
3. Cūr caedunt arborēs?



About the Author

ENNIUS

Ennius was known to the Romans as “the father of Roman poetry.” He was born Quintus Ennius in Calabria, Italy, and lived c. 239–170 BC. To put his lifetime into a historical context, Ennius was born just after the end of the First Punic War (241 BC) and lived through the tumultuous events of the Second Punic War. We know that he served as a centurion in Sardinia during this war. This means he was an eyewitness to some very exciting and very dangerous times for Rome. Some of the events of these times are recorded in his writings. Unfortunately, very little of his work has survived to the present day. Most of what remains are fragments—portions of poems and stories—many contained within the writings of other Roman authors. What we do know of Ennius is that he was highly regarded by later Roman authors. We see his influence in the writings of men such as Cicero, Vergil, and Livy, writers hailed as the greatest of their day. Truly, Ennius does deserve the title “the father of Roman poetry” or even of Roman literature.

Derivative Detective

For each of the following verbs, form an English noun or adjective. Define each English word you write down.

1. laudō
2. parō
3. occupō
4. cōgitō
5. existimō
6. quaerō



Colloquāmur!

CLASSROOM REQUESTS

Impersonal verbs work very well for classroom conversation. Think how many times you need to ask your teacher's permission to go somewhere or do something. In Latin, the polite way to ask permission would be with the impersonal verb *licet* with a pronoun in the dative case.

Licet mihi – is it permitted for me? May I?

Licet nōbīs – is it permitted for us? May we?

Brainstorm some common requests that you can use each day in your classroom. Here are a few to get you started. Translate them before moving on to Game Time.

Licet mihi ire ad lātrīnam?

Licet mihi ire ad fontem aquae?

Licet nōbīs labōrāre/studēre cum amīcīs?



Game Time!

Play *Magister, licetne mihi?*, also known as “Teacher, May I?”

1. Use your cardinal numbers to complete the phrase. A list of these numbers is provided in appendix B.
Licetne mihi ambulāre (number) passūs?
2. Add some adjectives to describe your paces, such as *magnōs passūs*, *parvōs passūs*, *celerēs passūs*, *tardōs passūs*.
3. As a class, brainstorm other requests that you can make of your teacher.





Et facta est lux.
Morehouse College, Georgia

This motto is adapted from Genesis 1:3 of the Vulgate:
“Dixitque Deus fiat lux et facta est lux.”

Chapter 3

- Section 10. Verb Review: Perfect System
 - Perfect Tense
 - Pluperfect Tense
 - Future Perfect Tense
- Section 11. Perfect Passive Participle
- Section 12. Deponent Verbs
 - Indicative Mood
 - Participles
 - Imperative Mood
- Section 13. PUFFV Verbs and the Ablative Case

VOCABULARY

	LATIN	ENGLISH	DERIVATIVES
NOUNS			
	ōrātor, ōrātōris, m. (cf. ōrātiō, ōrāre)	orator, speaker	(orator)
VERBS			
	circumeō, circumīre, circumīvī/circumī, circuitum	to go around; to enclose	(circuit)
	cōnsequor, cōnsequī, cōnsecūsus sum (cf. sequor)	to follow, to go after; to obtain	(consequence)
	cunctor, cunctārī, cunctāsus sum (cf. cunctātiō)	to delay, to hesitate (+ inf.)	
	faeneror, faenerārī, faenerāsus sum	to lend [money] at interest; to drain by extortion	
	gignō, gignere, genuī, genitum	to beget, to bear, to bring forth	(genitive)
	gradior, gradī, grēssus sum	to walk, to step	(grade)
	habeō, habēre, habuī, habitum	to have, to hold; to consider	(habit)
	hortor, hortārī, hortāsus sum	to encourage, to exhort	(exhortation)
	miscēō, miscēre, miscuī, mixtum	to mix, to mingle	(miscellaneous)

morior, morī/morīrī, mortuus sum (cf. mortuus)	to die	(mortuary)
nītor, nītī, nīsum sum/nīxum sum (cf. nīsus)	to strive, to exert oneself, to make an effort	
pōnō, pōnere, posuī/posīvī, positum	to put, to place	(deposit)
redeō, redīre, redīi/redīvī, reditum	to go back, to come back, to return	
ADJECTIVES, ADVERBS, CONJUNCTIONS, etc.		
periculōsus, -a, -um, adj. (cf. periculum)	dangerous	(perilous)
hinc, adv.	from this, from here	
quom (archaic form of cum, conj.), adv.	when	

Nota Bene: Some of the verbs in this vocabulary list are deponent. Memorize the principal parts carefully. Can you guess which verbs in this list are deponent? They should look unusual. (You will learn more about deponent verbs later in this chapter.)

SECTION 10. Verb Review: Perfect System

All verbs in all conjugations follow the same pattern when conjugating in the tenses of the perfect system: perfect, pluperfect, and future perfect. There are no exceptions for this rule, not even among irregular verbs. If you can conjugate one verb in the perfect system, you can conjugate and recognize them all. As Vergil said in *Aenēis II*, “. . . ab uno disce omnes.”

A. PERFECT TENSE

1. Active Voice

All conjugations: perfect stem (third principal part) + perfect active endings

PERSON	SINGULAR	PLURAL
1	habuī (I held, have held, did hold)	habuimus (we held, have held, did hold)
2	habuistī (you held, have held, did hold)	habuistis (you held, have held, did hold)
3	habuit (he/she/it held, has held, did hold)	habuērunt/habuēre* (they held, have held, did hold)

***Caveat Discipulus:** Notice that the third-person plural now shows an alternate form. At first glance, the alternate form may seem like an infinitive, but if you look closely you will notice that the perfect stem remains. It occurs quite often in Latin literature, especially in poetry.

Considering the example of *habuēre*, what are the alternate forms of the following third-person plural verbs?

posuērunt
genuērunt
circumīvērunt
existimāvērunt

2. Passive Voice

Participial stem (fourth principal part) + present active form *esse*

The perfect tense, passive voice, is the fourth principal part plus the present tense of *sum*. Since the fourth principal part is a participle, or verbal adjective, its form will change both number and gender to agree with its subject. Many verbs, such as *esse*, do not have passive forms. If you are wondering why, try to use these same words in the passive voice in English. Their meanings just will not transfer into the passive voice.

PERSON	SINGULAR	PLURAL
1	habitus, -a, -um sum (I was held)	habitī, -ae, -a sumus (we were held)
2	habitus, -a, -um es (you were held)	habitī, -ae, -a estis (you were held)
3	habitus, -a, -um est (he was held)	habitī, -ae, -a sunt (they were held)

Exercise 1. Conjugate the verbs *laudāre* and *esse* in the perfect active tense. Conjugate *laudāre* in the perfect passive tense as well. Include the English translation for each form. For the passive voice of *laudāre*, assume the masculine gender.

B. PLUPERFECT TENSE

1. Active Voice

All conjugations: perfect stem + *-era-* + active personal endings

The pluperfect tense, active voice, is formed on the perfect stem. Notice that the tense indicator is *-era-*; in effect, this tense is the perfect stem plus the imperfect tense of *sum*. The pluperfect tense shows the earlier of two actions which both occur in the past or an action by or at a certain time in the past. Consider the following examples:

Before you arrived, I had left.

By three o'clock Friday, I had left.

PERSON	SINGULAR	PLURAL
1	habueram (I had held)	habuerāmus (we had held)
2	habuerās (you had held)	habuerātis (you had held)
3	habuerat (he/she/it had held)	habuerant (they had held)

2. Passive Voice

Participial stem (fourth principal part) + imperfect active form *esse*

The pluperfect tense, passive voice, is the fourth principal part plus the imperfect tense of *sum*. Notice that the tense indicator *-era-* found in the active voice also appears in the passive voice.

PERSON	SINGULAR	PLURAL
1	habitus, -a, -um eram (I had been held)	habitī, -ae, -a erāmus (we have been held)
2	habitus, -a, -um erās (you had been held)	habitī, -ae, -a erātis (you had been held)
3	habitus, -a, -um erat (he had been held)	habitī, -ae, -a erant (they had been held)

Exercise 2. Conjugate the verbs *pōnere* and *īre* in the pluperfect active tense. Conjugate the verb *pōnere* in the pluperfect passive tense; assume the feminine gender. Include the English translation for each form.

C. FUTURE PERFECT TENSE

1. Active Voice

All conjugations: perfect stem + *-eri-* + active personal endings

The future perfect tense, active voice, is formed on the perfect stem. Basically, the tense indicator is *-eri-*; in effect, this tense is the perfect stem plus the future tense of *sum*. Be mindful of the *o* in the first-person singular and be careful not to put a *u* into the ending of the third-person plural. The future perfect tense shows the earlier of two actions which both occur in the future or an action by a certain time in the future.

Notice the examples below.

By the time you (will) arrive, I shall have left.

By three o'clock Friday, I shall have left.

The future perfect tense appears more frequently in Latin than it does in modern English.

PERSON	SINGULAR	PLURAL
1	habuerō (I shall have held)	habuerimus (we shall have held)
2	habueris (you will have held)	habueritis (you will have held)
3	habuerit (he/she/it will have held)	habuerint (they will have held)

2. Passive Voice

Participial stem (fourth principal part) + future active form *esse*

PERSON	SINGULAR	PLURAL
1	habitus, -a, -um erō (I shall have been held)	habitī, -ae, -a erimus (we shall have been held)
2	habitus, -a, -um eris (you will have been held)	habitī, -ae, -a eritis (you will have been held)
3	habitus, -a, -um erit (he/she/it will have been held)	habitī, -ae, -a erunt (they will have been held)

Exercise 3. Conjugate the verbs *audire* and *ferre* in the future perfect tense, both active and passive. Include the English translation for each form. For the passive voice, assume the neuter gender for each verb.

Exercise 4. Translate the following verb phrases into Latin. Consider carefully the tense and voice of each.

- | | |
|---------------------------------------|--------------------------------------|
| 1. I have gone around | 11. you (pl.) had been brought forth |
| 2. I will have gone around | 12. they were being placed |
| 3. you (s.) are praised | 13. they have been placed |
| 4. you (s.) were praised | 14. they had placed |
| 5. he had considered | 15. I had placed |
| 6. it had been considered | 16. I had been placed |
| 7. she was considering | 17. I was being placed |
| 8. we were hearing | 18. he seized |
| 9. we were heard | 19. she has been seized |
| 10. you (pl.) have been brought forth | 20. it will have been seized |

Exercise 5. Translate the following sentences.

- | | |
|--|--|
| 1. Quem quaeritis? | 9. Redīverat mercātor. |
| 2. Virō parcite! | 10. Ā nōbīs fructūs crās emptae erunt. |
| 3. Placuitne? | Hint: <i>crās</i> = tomorrow |
| 4. Laudāvērunt illam lēgem. | 11. The citizens had not praised those laws. |
| 5. Cēpistīne fūrem? | 12. The merchant was praised by that man. |
| 6. Colōnus fructum laudāverit ante eam emēs. | 13. The pretty girl had been praised by the boy. |
| 7. Agricola praedium ēmerat. | 14. The boy was praised by that girl. |
| 8. Existimāverō rem ante eam emam. | 15. We had bought the fruit. |

SECTION 11. Perfect Passive Participle

Latin participles appear in only three tenses: present, future, and perfect. You reviewed the present active participle in the previous chapter. The present participle occurs only in the active voice. The perfect participle occurs only in the passive voice.

A. FORMATION: participial stem + *-us, -a, -um* *āctus, -a, -um*

The perfect passive participle uses the participial stem, formed from the fourth principal part. In fact, the fourth principal part truly is the perfect passive participle. So if you have diligently memorized all principal parts for all verbs, then you already have this one memorized. The perfect passive participle declines like first and second declension adjectives.

SINGULAR			
NOM.	āctus	ācta	āctum
GEN.	āctī	āctae	āctī
DAT.	āctō	āctae	āctō
ACC.	āctum	āctam	āctum
ABL.	āctō	āctā	āctō
PLURAL			
NOM.	āctī	āctae	ācta
GEN.	āctōrum	āctārum	āctōrum
DAT.	āctīs	āctīs	āctīs
ACC.	āctōs	āctās	ācta
ABL.	āctīs	āctīs	āctīs

B. TRANSLATION

The perfect passive participle demonstrates action that has already happened *before* that of the main verb. This participle is best translated as “___ed” or “having been ___ed.” (Sometimes rather than ending with *-ed* the translated verb will end in *-n* or even *-t*.” Consider, for example, “having been shown” or “having been thought.”)

Uxor **amāta** virum cūrat.

The **loved** wife cares for her husband.

Currus **āctus** celerrimē cursum vīcit.

The chariot, **having been driven** very fast, won the race.

As in the case with other adjectives, a participle may sometimes be substantive. That means that the noun it modifies is not specifically expressed, but understood.

Amāta virum cūrat.

The loved (woman) cares for her husband.

Cursum **āctus** celerrimē vīcit.

The (one) driven very fast won the race.

Caveat Discipulus: It is sometimes easy to confuse a perfect passive participle with the perfect passive indicative. In order to distinguish between the two, always look around for a form of *esse*. If you see a linking verb nearby it may not be a participle.

Currus celerrimē āctus est.

The chariot was driven very fast.

Currus celerrimē āctus vīcit.

The chariot, driven very fast, won.

Exercise 6. Form the nominative singular of the perfect passive participle for each of the following verbs, then translate.

Example: amāre: amātus, amāta, amātum = loved, having been loved

- | | |
|-------------|----------------|
| 1. habēre | 9. capere |
| 2. vīserere | 10. cavāre |
| 3. cōgitāre | 11. redīre |
| 4. miscēre | 12. petere |
| 5. nescīre | 13. prōmittere |
| 6. pōnere | 14. gerere |
| 7. occupāre | 15. docēre |
| 8. dīcere | |

Exercise 7. Translate the following sentences. Be careful to watch how the perfect passive participle may be used. (Hint: Look first for the main verb, which will have a personal ending. If you see a form of *esse*, look to see if a participle is near. If so, it may be part of the main verb.)

1. Nōnne negābis cōnsilium habitum periculōsum ā multīs?
2. Hoc cōnsilium habitum est ā multīs esse periculōsum.
3. Verba dicta ab orātōre bonō vulgus movērunt.
4. Flōrēs caeruleī rubrīque flāvīque ā puellīs in silvā vīsī sunt.
5. Colōnī arborēs frondōsās caesās ā secūribus ad praedium ferēbant.
6. Vīs mixta cum sapientiā ducī bene serviet.
7. Multī liberī matrī beātae genitī erant.
8. Multa posita bona in forō ā mercātōribus vidēbāmus.
9. Familiae propter militēs redditōs tūtōs maximē gaudent.
10. Hinc diēbus tribus fūr captus prō iūdicīō missus erit.

SECTION 12. Deponent Verbs

A. INDICATIVE MOOD

Deponent (from *dē*, “down, aside” + *pōnō*, “put”) verbs are passive in form but active in meaning. They have put aside their active *forms*; they have put aside their passive *meanings*. In the indicative mood, deponent verbs conjugate like the passive voice for that tense and that verb conjugation.

The second principal part is the present passive infinitive. Deponent verbs of the first conjugation will have a second principal part ending in *-ārī*, the second conjugation in *-ērī*, the third conjugation in *-ī*, and the fourth conjugation in *-īrī*. Compare the principal parts of deponent verbs to those of regular verbs and you will see that each principal part represents the same grammatical form.

FIRST-PERSON SINGULAR, PRESENT INDICATIVE	PRESENT INFINITIVE	FIRST-PERSON SINGULAR, PERFECT INDICATIVE
amō (I love)	amāre (to love)	amāvī (I loved)
cōnor (I try)	cōnārī (to try)	cōnātus sum (I tried)

Deponent verbs do not list a fourth principal part in any dictionary. Why is that?

Exercise 8. The following chart contains some common and important deponent verbs. Identify the conjugation of each verb.

cōnor, cōnārī, conātus sum _____	to try
vereor, verērī, veritus sum _____	to fear
loquor, loquī, locūtus sum _____	to speak
gradior, gradī, grēssus sum _____	to step, to walk
orior, orīrī, ortus sum _____	to rise
arbitror, arbitrārī, arbitrātus sum _____	to think
hortor, hortārī, hortātus sum _____	to urge, to encourage
polliceor, pollicērī, pollicitus sum _____	to promise
morior, morīrī, mortuus sum _____	to die

Exercise 9. Conjugate the following deponent verbs in the tense requested. Include both the Latin and English for each conjugation.

Present: cōnor

Imperfect: vereor

Future: loquor

Perfect: gradior (use masculine)

Pluperfect: morior (use neuter)

Future Perfect: hortor (use feminine)

B. PARTICIPLES

The participles for deponent verbs will look identical to those for regular verbs. The difference is that a perfect passive participle for a deponent verb will always be translated with an active meaning.

hortāns = encouraging hortātum = encouraged, having encouraged
 moriēns = dying mortuus = dead, having died

The only form of the deponent that is translated *passively* is the future passive participle (the gerundive). The future passive periphrastic is also translated passively.

hortandus = to be encouraged hortandus est = he is to be encouraged
 conandum = to be tried conandum est = it must be tried

C. IMPERATIVE MOOD

It is important to note the present imperative forms of deponent verbs. The imperative singular employs the alternate second-person singular passive ending *-re*; the present imperative plural employs the regular second-person passive ending of *-minī*. The negative imperative will use the imperative form of the verb *nōlō*, *nōlle* and the true deponent infinitive. Here are the imperatives of the common deponent verb *cōnor* (to try).

SINGULAR	PLURAL
cōnāre (try!)	cōnāminī (try!)
nōlī cōnārī (don't try!)	nōlīte cōnārī (don't try!)


Notice that the singular form looks like the second principal part of a non-deponent verb, but is really the ending *-re* for the second-person singular.

Exercise 10. Form the positive and negative imperatives, both singular and plural, for the following verbs. Take care to determine whether the verb is regular or deponent.

1. habēre
2. hortārī
3. cunctārī
4. redīre
5. morīrī
6. pōnere
7. gradī
8. nītī
9. miscēre
10. consequī

Exercise 11. Translate the following sentences.

1. Colōnum sequere ad praedium!
2. Cōsequimini fūrēs et pecūniam captam!
3. Līberī, pārēte parentibus!
4. Nōlī pecūniam illī agricolae faenerārī!
Hint: *pecūniam* – money
5. Parāte sē bellō!
6. Nōlī oppugnāre frātre tuum!
7. Gradere ā virō malō; eum verēre!
8. Loquēminī nōbīscum dē lēgibus, sī tibi placet!
9. Encourage (pl.) the soldiers prepared for battle!
10. Do not talk (pl.) while the teacher is talking!
11. Do not hesitate (s.) to tell Father this!
12. Strive (s.) to be honest always!



Hannibal

■ SECTION 13. PUFFV Verbs and the Ablative Case

You may recall that there is a group of special intransitive verbs which govern the dative case, meaning they take a direct object in the dative case instead of the accusative. Can you remember a few?

In a similar manner, there is a group of five deponent verbs, which, along with their compounds, govern the ablative. This means they take an ablative object instead of the accusative. We can remember them easily as the “PUFFV” (puffy) verbs.

Potior – to gain possession of*

Ūtor – to use

Fruor – to enjoy

Fungor – to perform

Vescor – to feed upon

***Nota Bene:** *Potior* can also govern the genitive.

Exercise 12. Translate the following famous quotations.

1. Dulce et decorum est pro patria mori. (Quintus Horatius Flaccus—Horace)
2. Acta est fabula. (words signifying the end of a play, also reputed to be Augustus Caesar’s dying words)
3. Et dignitate tua frui tibi et fortunae licebit. (Cicero)
Hint: *dignitate* – dignified position
4. Vitiis nemo sine nascitur. (Horace)
5. Aut vincere aut mori. (Roman motto)
6. Amicus certus in re incerta cernitur. (Ennius quoted by Cicero, *Laelius* 17.64)
7. Multi famam, conscientiam pauci verentur. (Pliny)

Exercise 13. Translate the following sentences.

1. Ea res est tam periculosa.
Hint: *tam* – so
2. Maiores nostri hoc in leges creatas a senatu posiverunt.
3. Maiores nostri illum furem pro iudicio promissum condemnaverant.
4. Existimaverunt civem, qui faeneratus est, peiorem quam furem.
5. Hinc licet existimare.
6. Et quom virum bonum laudabant, ita laudabant bonum agricolam et bonum colonum.
7. Ex agricolis milites fortibus fortes gignuntur.
8. Nolite cunctari consequi sapientiam doctam a patre!
9. Eo in studio occupati sunt.
10. Praedium quom parare cogitabis, habet in animo multa bona.

Chapter Reading: Reading 1



“DE BELLŌ HANNIBALICŌ”

Fragment from Ennius, *Liber VIII*, unadapted

Postquam *Discordia taetra*
Bellī *ferratos postes portasque refrēgit*.
Pellitur ē mediō sapientia, vī geritur res,
Spernitur orator bonus, horridus miles amatur.
Haut doctis dictis certantes sed maledictis
Miscent inter sese *inimicitiam astantes*.
Nōn ex iure manū *cōsertum* sed magis *ferrō*
Rem *repetunt*, rēgnūque petunt, *vadunt solidā* vī.

PHRASES: Reading 1

ex iure – *idiomatically*: in a lawsuit, in a court of law

manū cōsertum – to spar (lit., to join together with the hand) **cōsertum = cōsertum est**. The original text omits the helping verb. Such an omission is called ellipsis. Poets would often omit words that their readers would naturally expect or understand as being implied in order to fit the meter of the poem. *Cōsertum est* is an impersonal passive. Where we would have “they sparred” in English, Latin has “it was sparred.”

ferrō – *gladiō*

GLOSSARY: Reading 1

Use your “eye” Latin to discern the meaning of the underlined words in the reading.

<i>Discordia</i> , -ae, f.....	Discord, goddess of strife
<i>taeter</i> , <i>taetra</i> , <i>taetrum</i> , adj.	foul, hideous, offensive
<i>ferrātus</i> , -a, -um, adj.....	of iron (cf. <i>ferrum</i>)
<i>postis</i> , <i>postis</i> , m.....	a doorpost
<i>refrēgīt</i>	<i>re</i> + <i>frēgīt</i> (from <i>frangō</i> , <i>frangere</i>)
<i>spernō</i> , <i>spernere</i> , <i>sprēvī</i> , <i>sprētum</i>	to spurn, to despise, to scorn
<i>haut</i> (also spelled <i>haud</i>), adv., emphatic negative.....	Not at all! By no means!
<i>certō</i> , -āre, -āvī, -ātum	to contend, to struggle (cf. <i>certamen</i>)
<i>maledīcō</i> , <i>maledīcere</i> , <i>maledīxī</i> , <i>maledictum</i>	to abuse, to speak ill, to curse (<i>male</i> + <i>dīcere</i>)
<i>sēsē</i>	<i>sē</i> (refl. pro.)
<i>inimīcītia</i> , -ae, f.....	enmity (antonym for <i>amīcītia</i>)
<i>aitantēs</i>	<i>dīcentēs</i>
<i>cōnserō</i> , <i>cōnserere</i> , <i>cōnseruī</i> , <i>cōnseritum</i>	to join together (in a hostile manner, as in a militant context)
<i>repetō</i> , <i>repetere</i>	<i>re</i> + <i>petere</i>
<i>vādō</i> , <i>vādere</i>	to rush, to hasten

RESPONDĒ LATĪNĒ! READING 1

1. Quis est dea in fābulā?
2. Quis spernitur? Quis amātur?
3. Quid aiunt?
4. Quid hostis petit?

Chapter Reading: Reading 2



“FABIĪ CUNCTĀTŌRIS ĒLOGIUM”

Fragment from Ennius, *Liber IX*, unadapted

Ūnus homō nōbīs cunctandō restituit rem.
Nōn enim rūmōrēs pōnēbat ante salūtem.
Ergō postque *magisque* virī nunc glōria clāret.

GLOSSARY: Reading 2


Use your “eye” Latin to discern the meaning of the underlined words in the reading.

<i>ēlogium</i> , -ī, n.	tombstone inscription, eulogy
<i>cunctandō</i>	the gerund form of the deponent <i>cunctor</i>
<i>magisque</i> (<i>magis</i> + <i>que</i> , irr. CpAdj).....	more (in this instance, it is “and more”)
<i>clāreō</i> , <i>clārere</i>	to shine bright

RESPONDĒ LATĪNĒ! READING 2

1. Cūr homō ūnus laudātur?
2. Quandō virī glōria clāret?

Culture Corner



THE WAR WITH HANNIBAL

The Second Punic War, also known as the War with Hannibal, was a source of great inspiration for many Roman writers. Indeed, this war was a pivotal event in the history of Rome. At the end of the First Punic War, Rome was poised to become a world power. The Romans had, for the first time, expanded their landholdings past the natural borders of Italy, gaining the islands of Sicily, Corsica, and Sardinia.

At this moment in history rose Rome's greatest nemesis, Hannibal Barca. Hannibal had been trained from childhood by his father, the great general Hamilcar, to hate Rome, to seek its destruction, and to avenge Carthage. Historians would later anoint Hannibal as the greatest military genius of antiquity.

Hannibal and his forces brought Rome to its knees and very nearly destroyed her. Few Roman generals had any success against Hannibal. His cunning and gift for strategy allowed him to outmaneuver many on their home turf. One general who did have some measure of success was Fabius Cunctator. Fabius had learned from watching his compatriots that a head-on battle against Hannibal was always disastrous. He also knew that Hannibal's army was limited in size and resources. Hannibal depended upon supplies coming a great distance from Carthage and upon the local Gallic and Italian tribes, who he was sure would betray Rome and join his army. Fabius therefore did not engage Hannibal in open battle but instead followed him all across Italy. He harassed Hannibal's army with small raids and frustrated the supply lines. At first the Romans were greatly frustrated by Fabian's tactics of hit, run, and delay. Later, however, as Hannibal's army weakened, they began to appreciate the wisdom of his strategy. Fabius was hailed as a great general and even a savior of Rome.

Ennius's records of the Second Punic War served as a resource for later authors, including Livy and Vergil. Vergil, in his magnum opus, the *Aeneid*, adapts the lines of Ennius you just read as he offers praise to the virtue of Fabius: "*unus qui nobis cunctando restituit rem*" (*Aeneid VI*, ln. 846). Livy wrote an extensive account of the Second Punic War in Books 21–30 of *Ab Urbe Condita*, an exhaustive account of the history of Rome since the founding of the city. It was this book which inspired many of the stories you read in *Latin Alive! Book 1*. The complete story of the War with Hannibal as recorded by Livy is still available today, now in both Latin and English. Check to see if a copy is in your local library.

Logical Latin



Some of you may have the opportunity to study logic. As part of your studies, you will find that many of the terms you must learn and use regularly are Latin. Translate the following logic terms into English, then research what each term means.

argumentum ad baculum

ad hoc

argumentum ad hominem

ad hominem tu quoque

argumentum ad ignorantiam

argumentum ad misericordiam

argumentum ad populum

argumentum ad verecundiam

a fortiori

modus ponendo ponens

modus ponendo tollens

modus tollendo tollens

non sequitur

petitio principii

post hoc ergo propter hoc

reductio ad absurdum

Colloquāmur!

Use the following questions and responses to review the nouns in the sentences translated throughout this chapter. Use some “eye” Latin to figure out what the responses mean.

Interrogātiō: Quid/Ubi est verbum? What/where is the word?

Interrogātiō: Cūius est persōnae? What person is it?
Respōnsum: Prīmae persōnae est.
Secundae persōnae est.
Tertiae persōnae est.

Interrogātiō: Cūius est numerī? What number is it?
Respōnsum: Singulārīter est.
Plūrālīter est.

Interrogātiō: Cūius est temporis? What tense/time is it?
Respōnsum: Praesentis est.
Imperfectī est.
Futūrī est.
Perfectī est.
Plūs quam perfectī est.
Futūrī exactī est.

Interrogātiō: Cūius est vōcis? What voice is it?
Respōnsum: Est actīvī.
Est passīvī.

Interrogātiō: Cūius est coniugātiōnis? What conjugation is it?
Respōnsum: Est prīmae coniugātiōnis.
Est secundae coniugātiōnis.
Est tertiae coniugātiōnis.
Est quartae coniugātiōnis.

Interrogātiō: Quid significat? What does it mean?
Quid est subiectīvum?



Scribāmus! (Let's Write!)

In chapters 2 and 3, you read fragments from the poetry of Ennius. Exercise your Latin composition skills by writing a short Latin poem in the form of a haiku. The haiku, a form of Japanese poetry, is among the shortest of this literary genre. It is known for its compact yet powerful means of expression. The haiku should consist of three lines, seventeen syllables *in toto*. The first line should consist of only five syllables, the second line has seven syllables, and the third line another five syllables. This is a wonderful way to begin exploring Latin poetry, as the Romans wrote their poetry with regard to the number and rhythm of syllables as opposed to rhyme. (This book will provide a study of Latin poetry in unit 3.) The haiku typically contains themes related to nature or emotion, but you may write a bit of poetry to commemorate a person, as Ennius does in the chapter reading.

Example:

Arbores altae
Ilex, fraxinus, quercus
Caesae nunc absunt

