

ECONOMICAL • SPACIOUS • EFFICIENT • GLOBAL • INTELLIGENT



LE  PARD 47 POWERCAT

introducing



EXTERIOR



SALOON & GALLEY



ACCOMMODATIONS



POWER & CONTROLS



■ Leopard Catamarans introduces the elegant, powerfully built Leopard 47 Powercat featuring ground breaking innovations in comfort, safety and performance. This new breed of power catamaran is designed by architects Morrelli and Melvin and built by award winning South African boat builders Robertson and Caine.

■ Built using the latest technology and materials, the Leopard 47 Powercat integrates an open-plan layout with exceptional interior volume, offering a comfortable power cat that combines spacious accommodations with reliable and proven performance and efficiency.

■ The Leopard 47 Powercat's innovative design is taken from the successful Leopard Catamarans sailing line that has won 'Boat of the Year' awards in Cruising World magazine and acclaim in the international sailing press.

■ The Leopard 47 Powercat features outdoor and indoor dining areas, a roomy flybridge, a fully equipped galley, spacious saloon with forward facing navigation station, and a cocktail bar off the galley.

■ Available in 3 or 4 cabins with plenty of storage space, ventilation, and lighting this cat provides ideal comfort while aboard.

■ A centrally located helm station on the flybridge gives you access to high quality controls powering two extremely fuel efficient diesel engines.

leopard 47 powercat



■ The deck layout is clear and uncluttered, with walk-through access to the aft swim platform and wide side decks.

■ The large cockpit is protected by the above flybridge. You and your guests will enjoy outdoor dining from sunrise to sunset on a fixed cockpit table with bench seating for six plus two fixed stainless steel stools.

■ From the cockpit extends a spiral staircase up to the roomy flybridge that features cushioned wrap-around seating for 8, a fridge and cooler, plus the helm station. A hardtop bimini covers the flybridge to provide passengers relief from the elements. The helm station is centrally positioned for great visibility and contains all engine controls plus seating for two at the helm.

■ Large, sleek windows along the coachroof sides add to the elegant look of the deck and give the interior a light, voluminous feel with 360° visibility.

■ Louver steps from the deck allow for additional secure footing when moving about while also providing shade to the salon.



saloon and galley



■ The Leopard 47 Powercat's galley-up design incorporates a spacious saloon area in a wild cherry wood finish, with a wide U-shaped settee and an aft-facing galley with plenty of room to circulate. A softly curved Corian cocktail bar overlooks the adjoining cockpit area, enabling drinks and hors d'oeuvres to be served directly in the cockpit.

■ For dining, you'll appreciate the ergonomic galley layout featuring soft curves and heat-resistant Corian countertops. Fully equipped, the compact galley features a standard stainless steel stove with oven and broiler and a double sink with mixer tap and ample counter and cabinet space. Two overhead hatches and three opening ports forward provide excellent ventilation.

■ Catering for a larger party is no problem, with standard appliances including a large refrigerator-freezer system to port, with well-insulated compartments and stylish, front-opening stainless steel doors.



■ The navigation station with large chart table and optional remote auto pilot, is positioned to starboard. The upgraded instrumentation panel houses optional navigation instruments, CD/radio stereo system and VHF.

■ The companionway to the owner's suite is to starboard and can be closed off with a sliding door system for extra privacy when desired (3-cabin layout).





■ Soft overhead lighting, quality upholstery and light wild cherry wood finishes give a bright and airy feel to the Leopard 47 Powercat interior. High quality standard Corian surfaces and harmonious faux leather fabrics are used throughout. Several interior color options are available.

■ Large windows provide panoramic views and allow natural light to flood in. Opening hatches add to the comfort of this important living area.





Owner's Version

■ The Leopard 47 Powercat is available in 3- or 4-cabin owner layouts. In the 3-cabin layout, there are two guest cabins with en suite heads in the port hull, while the starboard hull is entirely dedicated to the owner, with a large master cabin, lounge area and private bathroom forward, with attractive wild cherry finishing throughout.

■ Each guest cabin has been thought out with practicality and comfort as a premium. Well ventilated with opening hatch and ports, there is plenty of storage and excellent lighting, with adjustable reading lights and full size hanging lockers with shelving. The forward guest cabin also features a storage area in the forepeak or an optional berth. Two spacious heads with separate shower stalls serve the two guest cabins and each feature a Corian washbasin with mixer tap, large separate shower stall, mirrored vanity unit and domestic-sized marine toilet.

■ The very spacious owner's shower room and head are located forward in the starboard hull. Amenities include a Corian washbasin with mixer tap, large separate shower stall with adjustable shower head, mirrored vanity unit and domestic-sized marine toilet.

■ Located aft, the master stateroom features a large double berth, book shelf, discrete reading lights, a tall hanging locker and plentiful shelving for clothing and personal items, all in a luxurious wild cherry finish. Two opening hatches and two opening ports provide excellent ventilation and luminosity.

■ The 3 cabin layout incorporates a separate study/lounge area with an ultra modern faux leather settee, desk, reading light, overhead cabinet and dedicated hanging locker with shelf.



Owners Study



Guest Cabin



Master Cabin



■ Powered by 2 extremely reliable straight drive 150HP Cummins diesel engines, and coupled with an efficient hull design based on optimization studies from test tank data, this power cat offers exceptional fuel efficiency at the 12 – 15 knot range, and better than average efficiency at higher speeds

■ The helm station is fitted with an electronic double lever throttle, tridata display, depth & speed gauge via GPS, and autopilot control with corepack & hydraulic pump and also features a hand-held VHF radio with loudspeaker plus a second handset & speaker at navigation station.

■ The navigation station with large chart table and optional remote auto pilot, is positioned to starboard. The upgraded instrumentation panel houses optional navigation instruments, CD/radio stereo system and VHF.



LEOPARD 47 POWERCAT STANDARD SPECIFICATIONS

Length overall	47 ft 3 in	14.42 M
Waterline length	47 ft 2 in	14.38 M
Beam	24 ft 10 in	7.57 M
Draft	3 ft 3 in	0.985 M
Displacement	32,045 lbs	14,500 Kg
Fuel capacity	317 US gal	1200 L
Water capacity	320 US gal	1210 L
Engines	150HP x 2	

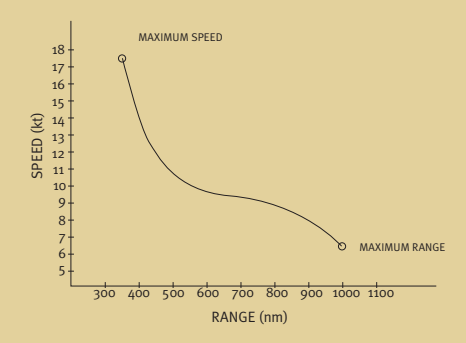
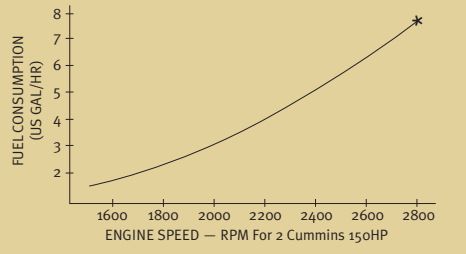
The Leopard 47 Powercat contains all the top features sailors desire, including blue water capability, great performance, solid construction, a superb anchoring system, excellent ventilation, high quality equipment, large tank capacities standard, a standard hard top, and offers excellent value for money.

The standard equipment can be enhanced by a range of quality optional items including generator, air conditioning, water maker and much more, call for details.

Robertson and Caine use advanced composite GRP sandwich construction techniques incorporating vacuum bonded cores, providing superior compression and impact resistance. Laminates use modern stitched E glass materials as opposed to older woven roving styles ensuring maximum strength and superior glass to resin ratios.

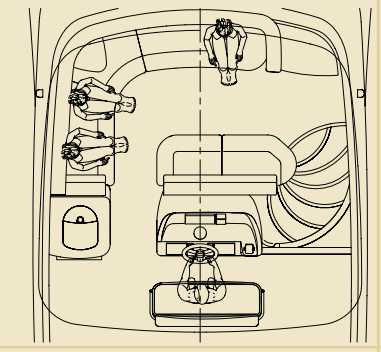
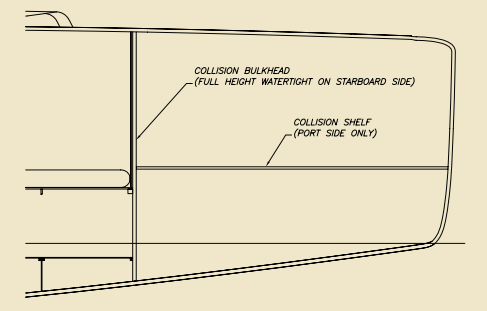
The hull joints are solid fiberglass. The hull deck joint is bonded and through-bolted, with additional glass at strategic stress points to ensure maximum strength. Bulkheads are structurally taped to hull.

Isophthalic gelcoat and resin-rich tissue helps prevent osmosis. The hull laminate is light and durable resulting in a dynamic weight carrying capacity and excellent motion reaction of the hull, yet is also strong for ease of mind.



Based on 1200lt (317 US Gallon) capacity, 10% tank reserve allowed for. Boat is in half load condition. Data is based on optimum conditions, equipment condition, operator handling, sea state, and quality of fuel. Variations will affect actual performance and consumption.

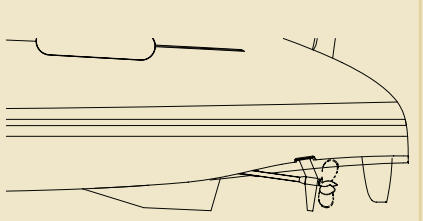
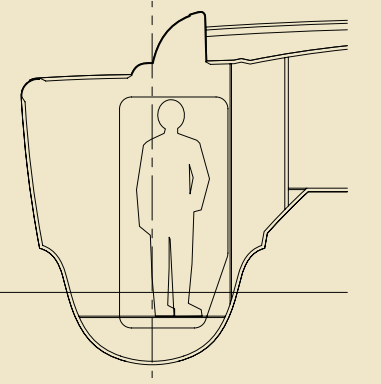
The collision bulkheads prevent water intrusion in case of damage to the bows.




Flybridge:

- Centralized helm position allows provides great visibility on all corners for ease of maneuvers.
- Cushioned bench seating for up to eight passengers.
- Wet bar with single lever faucet and cooler compartment.

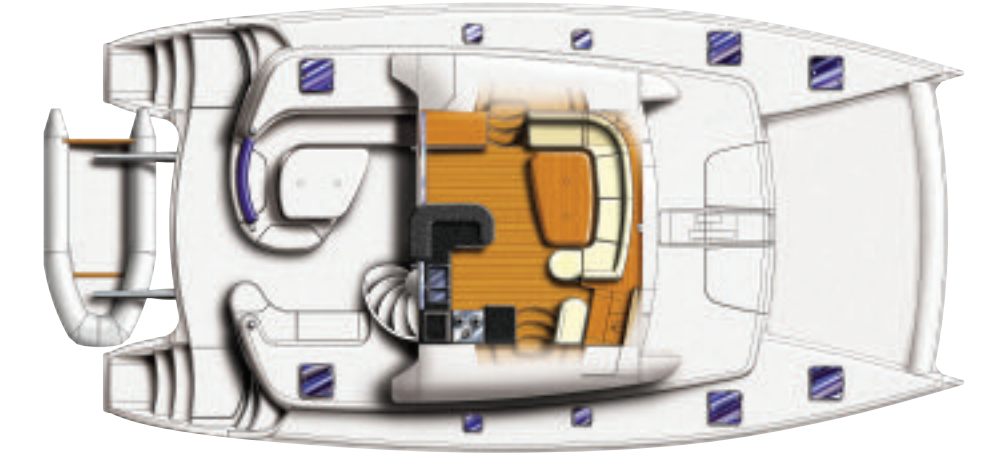
Hull Chine:
Increases interior volume without compromising hull shape and minimizes wetted surface for more speed. Water is deflected away from the hull thus keeping deck drier, while the radiused chine intersection reduces slapping.



The concave in the aft sections of the hulls around the props allows a shallower shaft angle, reducing water disturbance and prop wash, resulting in a superior and more efficient thrust to the propellers, a shallower draft and better protection of the shaft.



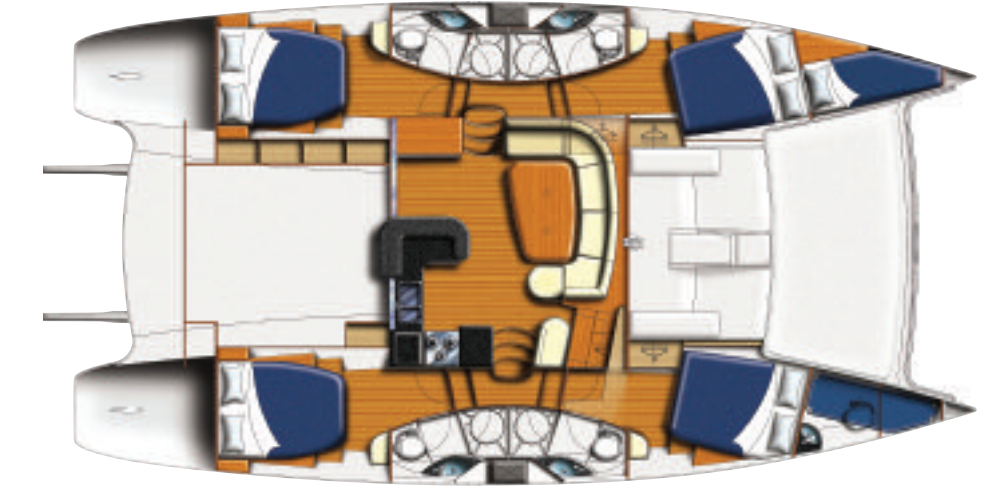
FLYBRIDGE



MAIN DECK



THREE CABIN LAYOUT



FOUR CABIN LAYOUT